

REFINITIV

# DELTA REPORT

## 10-K

DFH - DREAM FINDERS HOMES, INC.  
10-K - DECEMBER 31, 2023 COMPARED TO 10-K - DECEMBER 31, 2022

The following comparison report has been automatically generated

TOTAL DELTAS	3461
CHANGES	236
DELETIONS	1609
ADDITIONS	1616

UNITED STATES  
SECURITIES AND EXCHANGE COMMISSION  
Washington, D.C. 20549

FORM 10-K

(Mark One)

☒ Annual Report Pursuant to Section 13 or 15(d) of the Securities Exchange Act of 1934

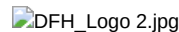
For the fiscal year ended **December 31, 2022** ~~December 31, 2023~~

OR

☐ Transition Report Pursuant to Section 13 or 15(d) of the Securities Exchange Act of 1934

For the transition period from \_\_\_\_\_ to \_\_\_\_\_.

Commission file number 001-39916



**DREAM FINDERS HOMES, INC.**

(Exact name of registrant as specified in its charter)

Delaware

85-2983036

(State or other jurisdiction of incorporation or organization)

(I.R.S. Employer Identification No.)

14701 Philips Highway, Suite 300, Jacksonville, FL

32256

(Address of principal executive offices)

(Zip code)

(904) 644-7670

(Registrant's Telephone Number, Including Area Code)

Securities registered pursuant to Section 12(b) of the Act:

Title of each class	Trading symbol(s)	Name of each exchange on which registered
Class A Common Stock, par value \$0.01 per share	DFH	New York Stock Exchange

Securities registered pursuant to Section 12(g) of the Act: None

Indicate by check mark if the registrant is a well-known seasoned issuer, as defined in Rule 405 of the Securities Act. Yes ☐ No ☒

Indicate by check mark if the registrant is not required to file reports pursuant to Section 13 or Section 15(d) of the Act. Yes ☐ No ☒

Indicate by check mark whether the registrant (1) has filed all reports required to be filed by Section 13 or 15(d) of the Securities Exchange Act of 1934 during the preceding 12 months (or for such shorter period that the registrant was required to file such reports), and (2) has been subject to such filing requirements for the past 90 days. Yes ☒ No ☐

Indicate by check mark whether the registrant has submitted electronically every Interactive Data File required to be submitted pursuant to Rule 405 of Regulation S-T (§ 232.405 of this chapter) during the preceding 12 months (or for such shorter period that the registrant was required to submit such files). Yes ☒ No ☐

Indicate by check mark whether the registrant is a large accelerated filer, an accelerated filer, a non-accelerated filer, a smaller reporting company, or an emerging growth company. See the definitions of "large accelerated filer," "accelerated filer," "smaller reporting company," and "emerging growth company" in Rule 12b-2 of the Exchange Act.

Large accelerated filer	<input type="checkbox"/>	Accelerated filer	<input checked="" type="checkbox"/>
Non-accelerated filer	<input type="checkbox"/>	Smaller reporting company	<input type="checkbox"/>
		Emerging growth company	<input type="checkbox"/>

If an emerging growth company, indicate by check mark if the registrant has elected not to use the extended transition period for complying with any new or revised financial accounting standards provided pursuant to Section 13(a) of the Exchange Act. ☐

Indicate by check mark whether the registrant has filed a report on and attestation to its management's assessment of the effectiveness of its internal control over financial reporting under Section 404(b) of the Sarbanes-Oxley Act (15 U.S.C. 7262(b)) by the registered public accounting firm that prepared or issued its audit report. ☒

If securities are registered pursuant to Section 12(b) of the Act, indicate by check mark whether the financial statements of the registrant included in the filing reflect the correction of an error to previously issued financial statements. o

Indicate by check mark whether any of those error corrections are restatements that required a recovery analysis of incentive-based compensation received by any of the registrant's executive officers during the relevant recovery period pursuant to §240.10D-1(b). o

Indicate by check mark whether the registrant is a shell company (as defined in Rule 12b-2 of the Exchange Act). Yes o No x

The aggregate market value of the registrant's Class A common stock held by non-affiliates of the registrant was approximately \$205.6 millionas of June 30, 2023, based on the closing stock price of such stock on June 30, 2022 (the last business day of the registrant's second fiscal quarter) per share as reported by the New York Stock Exchange on the Nasdaq Global Select Market.such date, was approximately \$447.8 million.

As of March 2, 2023February 29, 2024, there were wer32,768,059 e 34,040,169 shares of the registrant's Class A common stock, par value \$0.01 per share, issued and outstanding and 60,226,153 59,226,153 shares of the registrant's Class B common stock, par value \$0.01 per share, issued and outstanding.

Documents Incorporated by Reference

Portions of the registrant's Proxy Statement for the 2023 2024 Annual Meeting of Stockholders are incorporated herein by reference in Part III of this Annual Report on Form 10-K.

DREAM FINDERS HOMES, INC.  
2022 2023 FORM 10-K ANNUAL REPORT  
Table of Contents

		Page
	<b>PART I</b>	
Item 1.	<a href="#">Business</a>	1
Item 1A.	<a href="#">Risk Factors</a>	10
Item 1B.	<a href="#">Unresolved Staff Comments</a>	32 35
Item 1C.	<a href="#">Cybersecurity</a>	34
Item 2.	<a href="#">Properties</a>	33 36
Item 3.	<a href="#">Legal Proceedings</a>	33 37
Item 4.	<a href="#">Mine Safety Disclosures</a>	33 37
	<b>PART II</b>	
Item 5.	<a href="#">Market for Registrant's Common Equity, Related Stockholder Matters and Issuer Purchases of Equity Securities</a>	34 38
Item 6.	<a href="#">Reserved</a>	34 39
Item 7.	<a href="#">Management's Discussion and Analysis of Financial Condition and Results of Operations</a>	35 39
Item 7A.	<a href="#">Quantitative and Qualitative Disclosures About Market Risk</a>	51 54
Item 8.	<a href="#">Financial Statements and Supplementary Data</a>	53 56
Item 9.	<a href="#">Changes in and Disagreements with Accountants on Accounting and Financial Disclosure</a>	82
Item 9A.	<a href="#">Controls and Procedures</a>	82
Item 9B.	<a href="#">Other Information</a>	83
Item 9C.	<a href="#">Disclosure Regarding Foreign Jurisdictions that Prevent Inspections</a>	83
	<b>PART III</b>	
Item 10.	<a href="#">Directors, Executive Officers and Corporate Governance</a>	84
Item 11.	<a href="#">Executive Compensation</a>	84
Item 12.	<a href="#">Security Ownership of Certain Beneficial Owners and Management and Related Stockholder Matters</a>	84
Item 13.	<a href="#">Certain Relationships and Related Transactions, and Director Independence</a>	84
Item 14.	<a href="#">Principal Accounting Fees and Services</a>	84
	<b>PART IV</b>	
Item 15.	<a href="#">Exhibits and Financial Statement Schedules</a>	84 85
Item 16.	<a href="#">Form 10-K Summary</a>	88 89
	<a href="#">SIGNATURES</a>	89 90

i

## PART I

### Explanatory Note

Unless otherwise indicated or the context requires, "DFH," "Dream Finders Homes," "Dream Finders," the "Company," "we," "our" and "us" refer collectively to Dream Finders Homes, Inc. and its subsidiaries.

#### ITEM 1. BUSINESS

##### Company Overview

We design, build and sell homes in high-growth markets including Charlotte, Raleigh, Jacksonville, Orlando, Denver, the Washington D.C. metropolitan area, Austin, Dallas using our asset-light lot acquisition strategy. Our primary focus is on constructing and Houston. We sell selling single-family homes across entry-level, first-time move-up, second-time move-up homes, and active adult homes. Our home offerings are marketed under the various brands, including Dream Finders Homes, DF Luxury, Craft Homes, and Coventry Homes brands. Homes.

We employ an asset-light land acquisition strategy with a focus on the design, construction and sale of single-family entry-level, first-time move-up and second-time move-up homes. To fully serve our homebuyer customers homebuyers and capture ancillary business opportunities, we also have financial services operations that offer title insurance primarily through DF Title, LLC, doing business as Golden Dog Title & Trust or Golden Dog Title ("DF Title") and mortgage banking solutions primarily through our mortgage banking joint venture, Jet Home Loans, LLC HomeLoans, LP ("Jet LLC" HomeLoans), which comprises our Jet Home Loans segment. .

Since breaking ground on our first home on January 1, 2009, we have closed over 22,200 29,500 homes through December 31, 2022 December 31, 2023 and have been profitable every year since inception.

The following is a summary of our history:

2009 – Began homebuilding operations building homes in the Jacksonville, Florida market

2013 – Entered the Savannah, Georgia market

2014 – Entered the Denver, Colorado market

2015 – Entered the Austin, Texas and Orlando, Florida markets

2017 – Entered the Washington D.C. metropolitan area, with a particular focus on the Northern Virginia and Maryland markets ("DC Metro")

2019 – Entered the Hilton Head and Bluffton, South Carolina markets with our acquisition of Village Park Homes, LLC ("Village Park Homes" or "VPH")

2020 – Entered the Charlotte, Fayetteville, Raleigh, Piedmont Triad (consisting of Greensboro, High Point and Winston-Salem, North Carolina) and, Wilmington, North Carolina and Myrtle Beach, South Carolina markets with our acquisition of the homebuilding business of H&H Constructors of Fayetteville, LLC, a North Carolina limited liability company ("H&H")

January 2021 – Completed our initial public offering ("IPO") and expanded Expanded our presence in the Orlando, Florida market with our acquisition (the "Century Acquisition") of Century Homes Florida, LLC ("Century Homes")

October 2021 – Significantly increased our operations in the Austin, Texas metro area and expanded into the Texas markets of Houston, Dallas and San Antonio, Texas markets with our acquisition of privately held Texas homebuilder McGuyer Homebuilders, Inc. and related affiliates ("MHI")

October 2023 – Entered the Tampa, Florida market

Operating Segments February 2024 – Entered the Charleston and Greenville, South Carolina and Nashville, Tennessee markets with our acquisition of the majority of the homebuilding assets of Crescent Ventures, LLC ("Crescent Homes")

## Markets

We select the geographic markets in which we operate our homebuilding business through a rigorous selection process based on our evaluation of positive population and employment growth trends, favorable migration patterns, attractive housing affordability, low state and local income taxes and desirable lifestyle and weather characteristics.

As a result of our acquisitive and organic growth, and our overall strategy to maintain agility, the management of our homebuilding operations changed from a divisional level to a regional level during the third quarter of 2023. Our operations are currently now organized into seven four reportable segments: Southeast, Mid-Atlantic, Midwest and Financial Services. Our Southeast segment consists of the homebuilding operations in Jacksonville, Orlando, Colorado, Texas, The Carolinas, Jet Home Loans and Other. See Note 9, Segment Reporting, to Tampa, Florida; Savannah, Georgia; Hilton Head and Bluffton, South Carolina; and our consolidated financial statements. Active Adult and Custom Homes homebuilding operations in northeast Florida. Our Jacksonville Mid-Atlantic segment primarily consists of our Jacksonville, Florida North Carolina homebuilding operations. operations in Charlotte, Fayetteville, Raleigh, Wilmington and the Triad (consisting of Greensboro, High Point and Winston-Salem) (together, "The Carolinas") and DC Metro. Our Orlando Midwest segment primarily consists of our Orlando, Florida homebuilding operations. Our Colorado segment primarily consists of our greater Denver homebuilding operations. Our Texas segment consists of our homebuilding operations in Austin, Dallas, Houston and San Antonio, Texas. The Carolinas segment consists of and our Colorado homebuilding operations in Charlotte, Fayetteville, Raleigh, the Triad (consisting of Greensboro, High Point and Winston-Salem, North Carolina) and Wilmington, North Carolina, and Myrtle Beach, South Carolina. Denver. Our Jet Home Loans Financial Services segment consists of our mortgage banking and title services operations, conducted which primarily through our mortgage banking joint venture, consist of Jet LLC. HomeOur Other segment primarily consists of our Loans and Golden Dog Title and Trust. The homebuilding operations of Crescent Homes will be included in Austin, Texas, Hilton Head and Bluffton, South Carolina, Savannah, Georgia and DC Metro, as well as our Mid-Atlantic segment in 2024. Active Adult and Custom Luxury Homes divisions in Jacksonville, Refer to Note 9, Segment Reporting to our consolidated financial statements for more information. and our title insurance brokerage business, DF Title, LLC. The Other operations in Austin, Texas include legacy homebuilding operations outside of those acquired from MHI.

As a result of our recent business acquisitions and organic growth in the last few years, our footprint in the contiguous United States continues to evolve. Likewise, management's evaluation of our operating structure is on-going. Management will restructure or reorganize, as needed, to achieve optimal growth and oversight for the business.

## Asset-Light Business Strategy

We operate an asset-light and capital-efficient lot acquisition strategy to meet our growth objectives. We generally seek to avoid engaging in land development, which requires significant capital expenditures, and can take several years to realize returns on the investment. Our asset-light lot acquisition strategy generally enables us to purchase land in a "just-in-time" manner in both new and existing markets with reduced up-front capital commitments, and, in turn, allows us to increase our inventory turnover rate, enhance

our return on equity and contributes to our growth. Our strategy is intended to avoid the financial commitments and risks associated with direct land ownership and land development by allowing us to increase optionality and control a significant number of lots for a relatively low capital cost. We believe our asset-light business model reduces our balance sheet risk relative to other homebuilders that own a higher percentage of their land supply. Refer to “—Land Acquisition and Development Process” and Note 6, Variable Interest Entities to our consolidated financial statements for a detailed discussion of how we employ our strategy. further information.

## Land Acquisition and Development Process

Locating and analyzing attractive land positions is a critical challenge for any homebuilder. We remain focused on controlling as many quality land positions as possible while minimizing up-front capital outlay. Our land selection process begins with key economic drivers, such as demographic trends and employment growth. We typically pursue opportunities more aggressively in our markets that generate the greatest returns, while proceeding more cautiously in our markets where we have plans in process to improve our operational efficiencies.

While our land selection process is driven mainly by the local division and regional leadership, the land sourcing process, including final approval to move forward with a project, is a collaboration involving both the local division and corporate leadership, including our President and Chief Executive Officer. This team effort ensures that we leverage experience and resources throughout the organization for a thoughtful and strategic execution of every new land acquisition. Our company-wide emphasis on continually developing new and existing relationships with land sellers, developers and land bank partners acts to further enhance this strategy. Our management team leads by example in fostering our culture of external relationship building by taking an active, personal role in communications with land sellers and developers—an approach that we believe differentiates us from similarly situated homebuilders. Our multilevel cooperation allows us to remain flexible and to react quickly to changing markets or project-specific conditions and maximize the potential of each new land opportunity. We believe our experience, top-down emphasis on relationship building relationship-building with land market participants and collaborative involvement of local, regional and corporate management in the land sourcing and acquisition process enables enable us to identify the ideal developers and efficiently source and secure options to control and close acquisitions of lots to meet our growth needs while mitigating risk.

We primarily employ two variations of our asset-light land financing strategy—finished lot option contracts and land bank option contracts—pursuant to which we secure the right to purchase finished lots at predetermined fixed contractual pricing from various land developers, land sellers and land bank partners. Finished lot option contracts are generally entered into with the land seller between six months and one year in advance of completion of the land development. Pursuant to our finished lot option contracts, the lots are offered to us for purchase on a rolling basis, on a timeline that is designed to mirror our expected home sales pace.

When a land seller desires to sell finished lots in bulk or does not wish to develop finished lots, we often enter into land bank option contracts with land bank partners who fund any required land acquisition and land development costs and sell the finished lots to us over a period of time.

These option contracts generally allow us, at our option, to forfeit our right to purchase the lots controlled within an option contract for any reason, and our sole legal obligation and economic loss as a result of such forfeitures is limited to the amount of the deposits paid pursuant to such option contracts and, in the case of land bank option contracts, any our loss is limited to the related lot option fees paid to the land bank partner, and for certain land bank option contracts, any potential performance obligations, management of the land development to completion and any cost overruns relative to the project. We typically provide lot deposits in the range of 5% to typically averaging 10% of the land purchase price. Lot option fees are based on the outstanding capital balance held by the land banker and often are reflective of interest provisions under which delays in land development and/or longer land takedown periods result in additional costs.

As of December 31, 2022 December 31, 2023, our lot deposits and investments in for finished lot option and land bank option contracts were \$277 million \$247 million. As of December 31, 2022 December 31, 2023, we controlled 37,615 29,748 lots under finished lot option and land bank option contracts.

In the past, we have supplemented our lot option acquisition strategies by entering into joint venture agreements with external investors to acquire, develop and control lots. Due to the profit sharing requirements of the joint venture agreements, we have transitioned from these joint venture arrangements in favor of the more profitable option contract strategies described above. Refer to Note 7, 6, Variable Interest Entities to our Consolidated Financial Statements consolidated financial statements for the disclosed amounts disclosure of our remaining equity interests in these joint ventures.

## Owned and Controlled Lots

The following table presents our owned finished lots purchased just-in-time for production and controlled lots through option contracts by homebuilding segment as of December 31, 2022 December 31, 2023 and 2021: 2022:

Segment	As of December 31,						
	2022			2021			% Change
	Owned <sup>(2)</sup>	Controlled	Total	Owned	Controlled	Total	
Jacksonville	1,083	8,893	9,976	774	10,311	11,085	-10 %
Colorado	366	7,555	7,921	152	4,883	5,035	57 %
Orlando	976	4,878	5,854	537	5,487	6,024	-3 %

The Carolinas	1,003	4,849	5,852	1,452	5,196	6,648	-12 %
Texas	1,282	6,835	8,117	1,569	6,304	7,873	3 %
Other <sup>(1)</sup>	1,233	4,605	5,838	861	6,314	7,175	-19 %
<b>Grand Total</b>	<b>5,943</b>	<b>37,615</b>	<b>43,558</b>	<b>5,345</b>	<b>38,495</b>	<b>43,840</b>	<b>-1 %</b>

As of December 31,							
Segment <sup>(1)</sup>	2023			2022			% Change
	Owned <sup>(2)(3)</sup>	Controlled	Total <sup>(4)</sup>	Owned <sup>(3)</sup>	Controlled	Total	
Southeast	3,057	13,063	16,120	2,939	16,255	19,194	-16 %
Mid-Atlantic	1,802	4,795	6,597	1,766	14,891	16,657	-60 %
Midwest	2,070	11,890	13,960	1,238	6,469	7,707	81 %
<b>Grand Total</b>	<b>6,929</b>	<b>29,748</b>	<b>36,677</b>	<b>5,943</b>	<b>37,615</b>	<b>43,558</b>	<b>-16 %</b>

- (1) Austin, DC Metro, Savannah, GA, Hilton Head and Bluffton, S.C., Active Adult and Custom Homes. Austin refers Refer to legacy DFH operations exclusive of MHI. See Note 9, Segment Reporting to our the consolidated financial statements for further explanation of our reportable segments.
- (2) As of December 31, 2022December 31, 2023, of the 5,943 Company had 6,929 owned lots, 4,077 of which 4,133 were included in construction in process ("CIP") and finished homes within the Consolidated Balance Sheet. Of the 4,133 owned lots included in CIP and finished homes, 3,632 were under construction, 206 391 were completed spec homes and 139 110 were model homes. The remaining owned lots were ready for construction. purchased just-in-time to start construction through existing lot option contracts.

#### Owned Real Estate Inventory Status

The following table presents our owned real estate inventory status as<sup>(3)</sup> As of December 31, 2022December 31, 2023 and 2021:

	As of December 31, 2022	As of December 31, 2021
	% of Owned Real Estate Inventory	% of Owned Real Estate Inventory
Construction in process and finished homes <sup>(1)</sup>	86 %	92 %
Company owned land and lots <sup>(2)</sup>	14 %	8 %
<b>Total</b>	<b>100 %</b>	<b>100 %</b>

- (1) 2022, oRepresents our owned homes that are completed or under construction, including sold, spec and model homes. Landwned land and lots, from consolidated VIEs are excluded from total owned real estate inventory.

- (2) Represents finished lots purchased just-in-time for production and capitalized costs related to land under development held by third-party land bank partners, including inclusive of lot option fees, property taxes, and due diligence. Landdiligence costs, represented 13% and lots from consolidated VIEs are excluded from both company 17%, respectively, of total inventories.
- (4) As of December 31, 2023, the Company had 1,782 owned land and lots and total owned real estate inventory. 1,413 controlled lots under built-for-rent contracts (see "— Sales and Backlog" for a definition of built-for-rent contracts).

#### DF Capital Management, LLC

Controlling a sufficient supply of finished lots is an important component of our asset-light land financing strategy. Our land team routinely underwrites potential lot acquisitions that meet our capital allocation criteria. Once our land acquisition committee approves a transaction meeting that requires financing and meets our internal model, that requires financing, we will seek a land bank partner. Our primary operating subsidiary, Dream Finders Homes LLC, periodically enters into land bank arrangements with DF Capital Management, LLC, a Florida limited liability company ("DF Capital"). Dream Finders Homes LLC The Company owns a 49% of the membership interests interest in DF Capital, and a non-affiliated third party owns the remaining 51% of the membership interests in DF Capital. Refer to Note 11, Related Party Transactions to the consolidated financial statements for more information.

#### Sales and Backlog

A new order ("new sale") is reported when a customer has received preliminary mortgage approval and the sales contract has been signed by the customer, approved by us and secured by a deposit, of which generally averages approximately 6% 9% of the purchase price of the home. These deposits are typically nonrefundable, but each customer

situation is evaluated individually. Sales to third-party investors that intend to lease the homes ("built-for-rent contracts") are recognized reported when the Company has received a nonrefundable deposit.

Net new orders are sales of homes during the period less cancellations of existing sales contracts during the period. Our cancellation rate for a given period is calculated as the total number of new sales contracts cancelled during the period, divided by the total number of new gross sales contracts entered into during the period. Our When a cancellation rate occurs, we generally retain the customer deposit and resell the home to a new customer. Cancellations can occur for the year ended December 31, 2022 was 21.5%, an increase of 930 basis points when compared to the 12.2% cancellation rate for the year ended December 31, 2021. During the third and fourth quarters of 2022, demand tightened in response to increases in mortgage rates. The market's reaction to the deteriorating economic conditions negatively affected net new orders and continues to have an impact on the cancellation rate for the Company. The cancellation rate for 2022 is within the Company's pre-pandemic range of historical cancellation rates.

The following table presents information concerning our net sales ("net new orders"), starts and closings in each various reasons outside of our homebuilding segments for the years ended December 31, 2022 and 2021:

Segment	Year Ended December 31,						Period Over Period Percent Change		
	2022			2021			Sales	Starts	Closings
	Sales	Starts	Closings	Sales	Starts	Closings			
Jacksonville	1,716	1,545	1,439	1,933	1,448	1,237	-11 %	7 %	16 %
Colorado	191	355	285	296	313	230	-35 %	13 %	24 %
Orlando	610	1,110	656	1,101	614	604	-45 %	81 %	9 %
The Carolinas	951	999	1,433	1,859	1,751	1,233	-49 %	-43 %	16 %
Texas <sup>(1)</sup>	1,566	1,884	2,229	579	512	689	170 %	268 %	224 %
Other <sup>(2)</sup>	1,011	708	836	1,040	1,133	881	-3 %	-38 %	-5 %
<b>Grand Total</b>	<b>6,045</b>	<b>6,601</b>	<b>6,878</b>	<b>6,808</b>	<b>5,771</b>	<b>4,874</b>	<b>-11 %</b>	<b>14 %</b>	<b>41 %</b>

control, including customer credit issues or changes in other personal circumstances.

(1) MHI was acquired on October 1, 2021.

(2) Austin, DC Metro, Savannah, GA, Hilton Head and Bluffton, S.C., Active Adult and Custom Homes. Austin refers to legacy DFH operations exclusive of MHI. See Note 9, Segment Reporting, to our consolidated financial statements for further explanation of our reportable segments.

Our backlog consists of homes under a purchase contract that are signed by homebuyers who have met the preliminary criteria to obtain mortgage financing, but such home sales to end buyers have not yet closed, been delivered to a homebuyer or that are signed by third-party investors who have placed a nonrefundable deposit. Ending backlog represents the number of homes in backlog from the previous period, plus the number sales of net new orders generated homes during the current period less cancellations of existing sales contracts during the period ("net sales"), minus the number of homes closed home closings during the current period. Our backlog at any given time will be affected by cancellations and the number of our active communities.

Homes in backlog are generally closed within one to nine months, although we may experience cancellations of purchase contracts at any time prior to such home closings. Sustained supply chain challenges during 2022 could and early 2023 have contributed to temporarily elongated cycle times impacting the Company's Company's backlog turnover rate. In addition, certain circumstances may increase cycle times, including sales to investors that intend to lease the homes may be impact our backlog conversion, such as built-for-rent contracts, which are customarily delivered over a longer duration, period of time, as well as pre-sales in new communities. If The Company's backlog may be impacted by customer cancellations for various reasons that are beyond our control, and, in light of our minimal required deposit, there is important little negative impact to note that net new orders, backlog the potential homebuyer from the cancellation of the purchase contract.

As of December 31, 2023 and cancellation metrics are operational, rather than accounting data and should be used only as a general gauge to evaluate performance.

The following tables present information concerning our net new orders, cancellation rate and 2022, ending backlog for the periods was 3,978 homes and as of dates set forth below:

	Year Ended December 31,	
	2022	2021
Net New Orders	6,045	6,808
Cancellation Rate	21.5 %	12.2 %

	As of December 31,	
	2022	2021
Ending Backlog - Homes <sup>(1)</sup>	5,548	6,381
Ending Backlog - Value (in thousands)	\$ 2,502,564	\$ 2,913,170



(1) Approximately 1,070 of the 5,548 homes, valued at approximately \$2 billion and \$3 billion, respectively, based on average sales price. Homes in our ending backlog are expected typically converted to be delivered closings in 2024 the subsequent year.

Refer to "Management's Discussion and beyond. Analysis of Financial Condition and Results of Operations—Net Sales, Backlog and Closings" for additional information.

## Products, Communities and Customers Construction

### Homes, Homebuyers and Active Communities

We offer a range of single-family homes in each of our markets, with placing a core focus primary emphasis on entry-level and first-time move-up homebuyers, but we homes. We also provide offerings for second-time move-up homebuyers. homes and homes in the active adult market. Price points are tailored to each of these levels. Our homebuilding business is driven by our commitment to building high quality high-quality homes at affordable prices in attractive locations while delivering excellent customer service. Our customers enjoy the flexibility of personalizing our desirable open floor plans with a wide array of finishes and upgrades to best fit their distinctive tastes and unique needs. Price points in our markets vary for entry-level, first-time move-up and second-time move-up homebuyers.

We define an A community becomes active once the model is completed or the community as a community where we have recorded five has its fifth net new orders or a model home is currently open to customers. order. A community is no longer active becomes inactive when we have less it has fewer than five home sites units remaining to sell to customers. sell. Active community count is an important metric to forecast future net new orders for our business. As of December 31, 2022 December 31, 2023, we had 206 221 active communities, a year over year an increase of 1 community 15 communities, or 7%, when compared to our 205 206 active communities as of December 31, 2021 December 31, 2022. Average monthly sales per active community for the year ended December 31, 2022 were 1.6, a decrease of 2.4, or 60%, from 4.0 average monthly sales per active community during the year ended December 31, 2021.

Our active community count and average monthly sales per active community excludes communities under the Company's built-for-rent contracts, as all sales to third-party investors occur at one point in time and these communities would have no home sites homesites remaining to sell.

### Title Insurance Business

Our wholly owned subsidiary, DF Title, is a title insurance agency licensed in multiple states that provides closing, escrow and title insurance services. Our philosophy is to have a systematic approach to workflow management with a high level As of care and communication during December 31, 2023, the closing process, thereby Company had 15 communities delivering an exceptional experience to each customer. DF Title primarily closes residential real estate transactions, including new home construction and resale and refinancing transactions, and handles no commercial real estate closings.

DF Title operates in Colorado, Florida, Georgia, North Carolina and South Carolina. DF Title's staff includes attorneys, state licensed title agents, escrow officers and experienced support staff with over 200 years of collective closing experience. Closing, escrow and title insurance is primarily regulated at a state level, requiring that operations be conducted by skilled attorneys and/or licensed title insurance agents. closings under built-for-rent contracts.

### Expansion Construction and Materials

When constructing our homes, we are dependent upon building material suppliers to provide a continuous flow of raw materials. It typically takes us between 150 and 240 days to construct a single-family home. The construction period for our custom homes is typically longer.

We have extensive experience managing construction processes without employing subcontractors directly. Instead, we rely on local and regional builder associations to identify and contract with reputable tradespeople. This approach also eliminates the need for equipment investment, as we do not employ our own construction base. Each division is led by a construction director, manager, or vice president who oversees area managers. Communities have dedicated superintendents supervising the work performed by the subcontractors. We use enterprise resource planning and integrated scheduling software for close construction progress monitoring and timely issue identification. Our software also enables our superintendents to monitor the completion of work, which, in turn, expedites payments to the subcontractors.

Our materials procurement strategy focuses on maximizing efficiency across local, regional, and national levels through established contracts and standard products from multiple suppliers, resulting in cost savings, streamlined offerings, and pre-negotiated rebates. We leverage our national presence and volume to secure better prices with manufacturers.

Our cost of sales includes the acquisition and finance costs of homesites or lots, municipality fees, the costs associated with obtaining building permits, materials and labor to construct the home, interest costs for construction loans, internal and external realtor commissions and other miscellaneous closing costs. Homesite costs range from 25-30% of the average cost of a home. Building materials range from 35-40% of the average cost to build the home, labor ranges from 25-30% of the average cost to build the home, and interest, commissions and closing costs range from 4-10% of the average cost to build the home.

Our materials are subject to price fluctuations. Once construction of a home begins, prices for the materials utilized in the construction of that particular home are generally locked via purchase orders, but fluctuations may occur as a result of market conditions. Price fluctuations may be caused by several factors, including seasonal variation in availability of materials, labor and supply chain disruptions, international trade disputes and resulting tariffs, and changes in demand for materials as a result of the housing market conditions where we operate. The price changes that most significantly influence our operations are price increases in commodities. Significant price increases of these materials may negatively impact our cost of sales and, in turn, our net income.

### Customer Relations, Quality Control and Warranty Program

In our construction process, we prioritize product design, material quality, and subcontractor standards to minimize deficiencies and warranty costs. We enforce work quality standards through onboarding processes, require insurance from vendors, and conduct regular inspections. Our customer service team ensures quality assurance and positive experiences for customers from pre-sale to post-closing, utilizing feedback to enhance our standards.

We maintain professional staff dedicated to delivering excellent customer experiences, including pre-sale, construction, closing, and after-sales service. We utilize customer feedback and comprehensive home tours before closing to improve quality and satisfaction. We highly value customers' willingness to refer us, which influences our team's compensation and quality control efforts.

We provide each homeowner with product warranties covering workmanship and materials for one year from the time of home closing, and warranties covering structural systems for eight to ten years from the time of closing. Where possible, we utilize our subcontractors to repair the homes in accordance with our subcontractor agreements and as required by law. We believe our warranty program meets or exceeds terms customarily offered in the homebuilding industry.

## Financial Services

By providing comprehensive mortgage and title operations services in markets where we operate, our Financial Services segment serves as a valuable resource to customers navigating the homebuying process and, in turn, enhances our efficiency in converting our backlog into other markets is ongoing and consideration of new markets is driven by unit volume, average sales price for homes sold and state-level legal considerations. home closings.

### Mortgage Banking Business

Our mortgage banking joint venture, Jet LLC, HomeLoans, offers conforming and non-conforming mortgage financing to our homebuyers and helps us more effectively convert backlog into home closings. Jet LLC also provides mortgage financing to customers purchasing homes from third-party sellers. The loan officers of Jet LLC assist customers in identifying various loan options that meet the customers' home financing goals. Jet LLC has historically captured 60-70% of loan originations. homebuyers. We own a 49.9% 60% interest in Jet LLC, HomeLoans, and our joint venture partner, FBC Mortgage, LLC, an Orlando-based mortgage lender, owns the remaining 50.1% 40% interest and performs a number of back office back-office functions, such as accounting, compliance and secondary marketing activities.

We believe Jet LLC provides a distinct competitive advantage relative to homebuilders without holistic mortgage solutions for clients, as many of our homebuyers seek an integrated home buying experience. Jet LLC allows us to use mortgage finance as an additional sales tool, enhancing our customer experience. Jet LLC prequalifies buyers early in the home buying process, which supports our ability to ensure timely closings. Additionally, the integrated sales approach we are able to employ with Jet LLC provides increased transparency into the buyer's ability to close, allowing us to efficiently convert our sales backlog into closings. We believe that Jet LLC will continue to be a meaningful source of incremental revenues and profitability for us.

For the year ended December 31, 2022, Jet LLC originated and funded 2,370 home loans with an aggregate principal amount of approximately \$879 million as compared to 2,256 home loans with an aggregate principal amount of approximately \$729 million for the year ended December 31, 2021. For the years ended December 31, 2022 and 2021, respectively, Jet LLC had net income of approximately \$12 million and \$13 million. Our interest in Jet LLC HomeLoans is accounted for under the equity method and is not consolidated in our consolidated financial statements, as we do not control and are not deemed the primary beneficiary of the variable interest entity ("VIE"). See Refer to Note 1, Nature of Business and Significant Accounting Policies, to our consolidated financial statements for a discussion of accounting treatment of VIEs.

Our wholly owned subsidiary, DF Title, is a title insurance agency licensed in multiple states that provides closing, escrow and title insurance services. DF Title primarily closes residential real estate transactions, including new home construction, resale and refinance, and commercial real estate transactions. DF Title operates in Colorado, Florida, Georgia, North Carolina, South Carolina and Texas. DF Title's staff includes attorneys, state licensed title agents, escrow officers and experienced support staff with hundreds of years of collective closing experience. Closing, escrow and title insurance is primarily regulated at a state level, requiring that transactions be conducted by skilled attorneys and/or licensed title insurance agents. Expansion of title operations into our markets is ongoing and consideration of further expansion in our markets is driven by unit volume, average sales price for homes sold and state-level legal considerations.

## Marketing and Sales

We seek to ensure that each customer's experience exceeds their expectations by focusing on customer satisfaction and providing a unique buying experience. We provide attentive one-on-one customer service throughout the home buying process, empowering our customers with flexibility to personalize their homes, and actively soliciting feedback from all of our customers. The willingness of our customers to refer friends and family to us as homebuyers is a direct result of customer satisfaction, and we strive to ensure that each of our customers will make such referrals.

While we occasionally utilize traditional printed media to advertise directly to potential homebuyers, digital marketing is the primary component of our marketing strategy, and we have refined our digital sales efforts in recent years through the work of our dedicated digital sales coordinators. We believe our online marketing efforts have become a key strength of our business, allowing us to reach a broad range of potential homebuyers at a relatively low expense compared to traditional advertising platforms. The digital marketing methods that we employ include strategic e-marketing efforts to our current database of potential customers, internet advertising enhanced by search engine marketing and search engine optimization, and campaigns and promotions across an array of social media platforms. Our proficiency with digital marketing and our commitment to meeting customer service needs led to increased use of our virtual home tours during the COVID-19 pandemic, along with our "Stay Home & Buy a Home" program as another means for customers to safely and efficiently purchase a new home without leaving their current home. These programs continue to be popular and effective aspects of our marketing strategy.

We also strategically open communities in high visibility high-visibility areas that allow us to take advantage of local traffic patterns. Model homes play a significant role in our marketing efforts by not only creating an attractive atmosphere, but by also displaying options and upgrades. As the official homebuilder Official Homebuilder of the Jacksonville Jaguars, we maintain a fully decorated model home at the team's stadium, which attracts thousands of fans each game day.

During 2022, we entered into an agreement with We are also the Official Homebuilder of the PGA TOUR to become their Official Homebuilder through 2027. TOUR. This strategic alliance provides a national marketing footprint in regions where Dream Finders divisions we operate and where high profile, high-profile, annual PGA TOUR golf tournaments are played.

With the rebranding of our recent homebuilder acquisitions, this partnership allows us to more swiftly and efficiently penetrate these markets and elevate the trust and authenticity of our brand to prospective home buyers. held.

We sell our homes through our own sales representatives and through independent real estate brokers. We continuously work to maintain good relationships with independent real estate brokers in our markets and offer competitive programs to reward these brokers for selling our homes. Our in-house sales force typically works from sales offices located in model homes close to or in each community. Sales representatives assist potential homebuyers by providing them with floor plans, price information, development and construction timetables, tours of model homes and the home customization options that we offer. Sales representatives are trained by us and generally have prior experience selling new homes in the local market.

Our customer-tailored homebuilding process begins with a broad range of floor plans from which our customers can select. Our architectural design team modifies these floor plans over time based on customer buying trends in each of our markets. The architectural design team also works with our land team to secure lots that allow the building of these floor plans. We also offer a wide range of materials and upgrades to meet the varying preferences of our customers. We believe that every home is as important as the next, regardless of price point, and that everyone deserves the ability to build purchase a home that suits their needs. Accordingly, we are able to offer an array a range of options optionality within the homebuilding process, from move-in-ready inventory homes to our homebuyers in any homes that can be tailored with additional features, including structural modifications. While most of our product offerings, including cabinetry, countertops, fixtures, home automation, energy efficiency, appliances customers opt for inventory homes, for those seeking more options, we are able to provide access to a diverse range of materials and flooring, as well as certain structural modifications. We empower our customers with the flexibility upgrades to select these customizations for cater to their homes specific preferences. Our architectural design team continually adapts floor plans in collaboration response to customer buying trends in various markets and collaborates with our design consultants at our design studios located in each of our markets.

#### Customer Relations, Quality Control and Warranty Program

We pay particular attention land team to the product design process and carefully consider quality and choice of materials in order to attempt to eliminate building deficiencies and reduce warranty expenses. We require all of our vendors and subcontractors, in connection with our on-boarding process, to execute our standard terms agreement, which includes, among other provisions, work quality standards. Our on-boarding process also requires all vendors and subcontractors to provide proof of insurance, including liability insurance and workers' compensation insurance, and include us as an additional insured under such policies. The quality and workmanship of our subcontractors are monitored in the ordinary course of business by our superintendents and project managers, and we do regular inspections and evaluations of our subcontractors to ensure that our standards are being met. Our customer service team also performs quality assurance inspections on homes prior to the homebuyer assuming ownership to ensure standards are met. In addition, local governing authorities in all of our markets require that the homes we build pass a variety of inspections at various stages of construction, including a final inspection in which a certificate of occupancy, or its jurisdictional equivalent, is issued.

We maintain professional staff whose role includes providing a positive experience secure suitable lots for each customer throughout the pre-sale contract-execution, construction, closing and post-closing periods. These employees are also responsible for providing after-sales customer service. Our quality and service initiatives include taking customers on a comprehensive tour of their home prior to closing and using customer survey results to improve our standards of quality and customer satisfaction. We believe the key metric in our customer surveys is our customers' willingness to refer us to friends and family. We are constantly striving to earn a 100% willingness to refer rate in each of our markets and, as a result, our customers' willingness to refer us is a critical component of the incentive compensation of our construction teams, and, in certain of our divisions, quality control or customer services teams.

We provide each homeowner with product warranties covering workmanship and materials for one year from the time of home closing, and warranties covering structural systems for eight to ten years from the time of closing. We believe our warranty program meets or exceeds terms customarily offered in the homebuilding industry.

#### Materials, Procurement and Construction

When constructing our homes, we use various materials and components and are dependent upon building material suppliers for a continuous flow of raw materials. It typically takes us between 150 and 240 days to construct a single-family home. The construction period for our custom homes are typically longer. Our materials are subject to price fluctuations until construction on a home begins, the point in time in which prices for that particular home are locked via purchase orders. Such price fluctuations may be caused by several factors, including seasonal variation in availability of materials, labor and supply chain disruptions, international trade disputes and resulting tariffs, and changes in demand for materials as a result of the housing market conditions where we operate. See "Management's Discussion and Analysis of Financial Condition and Results of Operations—Factors Affecting Our Results of Operations" for additional information. these customized plans.

Our objective in procurement is to maximize efficiencies on local, regional and national levels and to ensure consistent utilization of established contractual arrangements. We employ a comprehensive procurement program that leverages our size and national presence to achieve attractive cost savings and, whenever possible, to utilize standard products available from multiple suppliers. We currently determine national specifications for the majority of our installed products with our distributors. This helps us streamline our offerings, maintain service levels and delivery commitments and protect our pricing; it also allows us to receive free model home products and provides for pre-negotiated rebate amounts. We leverage our volume to negotiate better pricing at a national level from manufacturers as well.

We have extensive experience managing all phases of the construction process. Although we do not employ our own skilled tradespeople, such as plumbers, electricians and carpenters, we utilize our relationships with local and regional builder associations to identify reputable tradespeople and actively participate in the management of the entire construction process to ensure that our homes meet our high standard of quality. Each of our divisions has a director, manager or vice president of construction who reports to the division president and oversees one or more area managers, depending on the size of the division. The area managers are generally responsible for ten or more communities, which typically each have a dedicated superintendent who oversees construction in the community by our subcontractors. As a result of not employing our own construction base, it is not necessary to purchase and maintain construction equipment, which requires long-term capital commitments. Our enterprise resource planning system and integrated construction scheduling software allows our superintendents to closely monitor the construction progress of each of our homes and promptly identify any homes that fall behind our predetermined construction schedules. Our software also enables our superintendents to monitor the completion of work, which, in turn, expedites payments to our subcontractors. Our superintendents are also responsible for making any adjustments to a home before delivery and for after-sales service pursuant to our warranty.

## Competition and Market Factors

We face competition in the homebuilding industry which is highly competitive and is characterized by relatively low barriers to entry. Homebuilders in the United States, we rank among the top 14 homebuilders based on both homebuilding revenues and closings, as published in the 2023 Builder 100 List reported by Builder Magazine. We compete for, among other things, homebuyers, desirable lots, financing, raw materials and skilled labor. Increased competition may prevent us from acquiring attractive lots on which to build homes or make such acquisitions more expensive, hinder our market share expansion or lead to pricing pressures on our homes that may adversely impact our margins and revenues. Our competitors may independently develop land and construct housing units that are superior or substantially similar to our products. Because they our competitors are or may be significantly larger, have a longer operating history and/or have greater resources or lower cost of capital than us, they may be able to compete more effectively in one or more of the markets in which we operate or may operate in the future. We also compete with other homebuilders that have longstanding relationships with subcontractors and suppliers in the markets in which we operate or may operate in the future, and we compete for sales with individual resales of existing homes and with available rental housing.

The housing industry is cyclical and is affected by consumer confidence levels, prevailing economic conditions and interest rates. Other factors that affect the housing industry and the demand for new homes include: the availability and the cost of land, labor and materials; changes in consumer preferences; demographic trends; inflation; and the availability and interest rates of mortgage finance programs. See Refer to "Risk Factors" Factors—Industry, Economic and Regulatory Risks for additional information regarding these risks.

We are dependent upon building material suppliers for a continuous flow of raw materials. Whenever possible, we attempt to utilize standard products available from multiple sources. In the past, such raw materials have been generally available to us in adequate supply.

See "Management's Discussion and Analysis of Financial Condition and Results of Operations—Factors Affecting Our Results of Operations" for additional information.

## Acquisitions

Our growth strategy includes both organic expansion and targeted acquisitions. Since we began operations, we have organically expanded from Jacksonville, Florida to Savannah, Georgia; Denver, Colorado; Austin, Texas; Orlando, Florida; and the greater Washington D.C. metropolitan area. We have also demonstrated our ability to grow externally through (i) our expansion into Hilton Head, South Carolina with our 2019 acquisition of Village Park Homes, (ii) our expansion into Charlotte, Fayetteville, Raleigh, Piedmont Triad and Wilmington, North Carolina and Myrtle Beach, South Carolina markets in October 2020 with the H&H acquisition, (iii) our expansion within the Orlando, Florida market in January 2021 with the Century acquisition and (iv) our expansion within the Texas market in October 2021 with the MHI acquisition. Refer to Note 2, Business Combinations of the Consolidated Financial Statements reported herein for further discussion of our acquisitions.

## Seasonality

In all of our markets, we have historically experienced similar variability in our results of operations and capital requirements from quarter to quarter due to the seasonal nature of the homebuilding industry. We generally sell more homes in the first and second quarters and close more homes in our third and fourth quarters. As a result, our revenue may fluctuate on a quarterly basis. Additionally, we generally have higher capital requirements in our second and third quarters in order to maintain our inventory levels. As a result of seasonal activity, our quarterly financial positions and results of operations and financial position at the end of a particular quarter are not necessarily representative of the financial position or results of operations we expect at as of and for the respective full year-end. We expect this seasonal pattern to continue in the long-term.

## Governmental Regulation and Environmental Matters

We are subject to numerous local, state, federal and other statutes, ordinances, rules and regulations concerning zoning, development, building design, construction and similar matters, which impose restrictive zoning and density requirements in order to limit the number of homes that can eventually be built within the boundaries of a particular area. Projects that are not entitled (held by our land bank financing partners), may be subjected to periodic delays, changes in use, less intensive development or elimination of development in certain specific areas due to government regulations. Local and state governments also have broad discretion regarding the imposition of development fees for projects in their jurisdiction. Projects for which we have received land use and development entitlements or approvals may still require a variety of other governmental approvals and permits during the development process and can also be impacted adversely by unforeseen health, safety and welfare issues, which can further delay these projects or prevent their development.

We are also subject to a variety of local, state, federal and other statutes, ordinances, rules and regulations concerning the environment, health and safety. Environmental requirements that apply to any given homebuilding site vary according to the site's location, its environmental conditions, the presence or absence of endangered plants or species or sensitive habitats and the present and former uses of the site, as well as nearby or adjoining properties. Refer

Our operations that provide mortgage and title services within our Financial Services segment are subject to "Item 1A. Risk Factors" for further discussion on risks related to governmental regulation and environmental matters.

Jet LLC, our mortgage banking joint venture, and DF Title, our title insurance agency and wholly owned subsidiary, are mutually and independently regulated by various local, state and federal laws, statutes, ordinances, administrative rules and other regulations. The mortgage lending company and title agency are required to conform to their policies, procedures and practices to the applicable regulatory matters affecting their businesses. For example, our lending joint venture maintains certain regulations, including requirements for loan origination, servicing and selling and its participation participants in federal lending programs such as offered by FHA, VA, USDA, Government National Mortgage Association, Federal National Mortgage Association ("Fannie Mae") and Federal Home Loan Mortgage Corporation ("Freddie Mac"). Our title agency's services practices regarding closing, escrow and issuance of title insurance are subject to rules established, in part, by states' state insurance regulators and underwriters' underwriter guidelines. Both industries are affected by rules mandated by the Consumer Financial Protection Bureau, such as the Truth in Lending Act and the Real Estate Settlement Procedures Act Integrated Disclosure, governing matters like loan applications, disclosures and loan materials, closing, funding and issuance of title insurance policies.

Refer to "Risk Factors" for further discussion on risks related to governmental regulation and environmental matters.

## Environmental, Social, and Corporate Governance ("ESG")

During 2022, 2023, under the oversight of our Nominating and Governance Committee, we made significant progress on continued to prioritize our ESG initiatives, which focus areas. Among other things, this included conducting an ESG assessment to identify and prioritize the risks and opportunities that are relevant to collecting data from leadership within the Company regarding our home energy efficiency efforts, goals and achievements, providing increased incentives to promote home affordability, enhancing employee benefits and increasing communication with our stakeholders. Board of Directors regarding ESG initiatives. We are in the process of developing a strategy formalizing processes for measurement, mitigation, monitoring and reporting. The key topics we plan to focus on include, but are not limited to:

- Home energy efficiency, quality and safety
- Home affordability
- Employee well-being and talent retention
- Diversity, equity and inclusion
- Board oversight over reporting of our ESG policies

efforts.

## Human Capital Resources

CultureAs of December 31, 2023, we had 1,236 full-time employees. Of our full-time employees, 115 worked in our corporate office, 29 in divisional management and Objectives 283 in sales. None of our employees are represented by a labor union or covered under a collective bargaining agreement, and we have not experienced any strikes or work stoppages.

Our human capital resource objectives include identifying, recruiting, retaining, incentivizing and integrating our existing and new employees. We believe that investing in finding and retaining exceptional people is the most important part of our business. We believe that our connection with our employees is positive and well-regarded. We value our employees and believe that employee loyalty and enthusiasm are key elements of our operating performance. We utilize subcontractors and tradespeople to perform the construction of our homes. We value our network of subcontractors and tradespeople and believe our relationships with them are excellent.

## Compensation and Benefits

We offer our employees compensation and an array of company-paid benefits, which we believe are competitive relative to others in our industry. Additionally, we offer retirement savings in the form of a 401(k) plan. The 401(k) plan includes matching safe harbor contributions equal to 100% of the first one percent of eligible compensation and 50% of the next five percent of eligible compensation. The Company may also make additional discretionary profit-sharing contributions.

## Health and Safety

The health and safety of our employees and subcontractors is our top priority. We are committed to continuously evaluating and implementing health and safety guidelines throughout the entirety of our operations to ensure the well-being of all. We provide an easily accessible safety manual to all employees, and promote an open environment for employees to report any concerns that may impact their health or safety.

## Code of Conduct/Diversity and Inclusion

Employees of the Company are required to comply with the Standards of Conduct set forth by the Company, including policies related to anti-harassment and anti-discrimination. The Company has made an ethics hotline available to all associates of the Company where they are able to report any violations of the Standards of Conduct, including violations related to the harassment or discrimination of any associate. Furthermore, we intend to implement a company-wide anti-harassment training program beginning in 2023.

As of December 31, 2022, we had 1,170 full-time employees. Of our full-time employees, 88 worked in our corporate office, 24 in divisional management and 263 in sales. None of our employees are represented by a labor union or covered under a collective bargaining agreement, and we have not experienced any strikes or work stoppages.

## Available Information

We make available, as soon as reasonably practicable, on our website, [www.dreamfindershomes.com](http://www.dreamfindershomes.com), all of our reports required to be filed with the Securities and Exchange Commission ("SEC"). These reports can be found on the "Investor Relations" page of our website under "Financials & Filings—SEC Filings" free of charge and include our annual and quarterly reports on Form 10-K and 10-Q, respectively (including related filings in XBRL format), current reports on Form 8-K, beneficial ownership reports on Forms 3, 4, and 5, proxy statements and amendments to such reports. Our SEC filings are also available to the public on the SEC's website at [www.sec.gov](http://www.sec.gov).

We are a Delaware corporation that was incorporated on September 11, 2020. Our principal executive offices are located at 14701 Phillips Highway, Suite 300, Jacksonville, Florida 32256, and our telephone number is (904)-644-7670.

## Leadership Team and Board of Directors

### Executive Officers

The following table sets forth information regarding our executive officers as of February 29, 2024:

Name	Age	Position
Patrick O. Zalupski	43	President, Chief Executive Officer and Chairman of the Board of Directors
Doug Moran	52	Senior Vice President and Chief Operations Officer
L. Anabel Fernandez	42	Senior Vice President and Chief Financial Officer

### Executive Employees

#### Patrick O. Zalupski—President, Chief Executive Officer and Chairman of the Board of Directors

Patrick Zalupski has served as our President, Chief Executive Officer and has served as Chairman of the Board of Directors since 2021. He has served as the Chief Executive Officer of our primary operating subsidiary, Dream Finders Homes LLC, a Florida limited liability company ("DFH LLC"), since forming the company in December 2008, and as the Chief Executive Officer and a member of the board of managers of DFH LLC since its formation in 2014. He is responsible for our overall operations and management and is heavily involved in the origination, underwriting and structuring of all land investment activities. Under Mr. Zalupski's leadership, we have grown from closing 27 homes in Jacksonville, Florida during our inaugural year in 2009 to establishing operations in markets across the state of Texas and the Southeast, Mid-Atlantic and Mountain Regions of the United States and closing over 29,500 homes since our inception through the end of 2023. Prior to founding DFH LLC, Mr. Zalupski was a Financial Auditor for FedEx Corporation's Internal Audit Department in Memphis, Tennessee and worked in the real estate sales and construction industry as Managing Partner of Bay Street Condominiums, LLC from 2006 to 2008. He has served on the investment committee of DF Capital Management, LLC, a Florida limited liability company ("DF Capital"), an investment manager focused on investments in land banks and land development joint ventures to deliver finished lots to us and other homebuilders for the construction of new homes, since April 2018 and on the board of directors for our mortgage banking joint venture, Jet HomeLoans, LLC, a Florida limited liability company, since December 2017. Mr. Zalupski received a B.A. in Finance from Stetson University.

#### J. Douglas Moran—Senior Vice President and Chief Operations Officer

Doug Moran has served as our Senior Vice President and Chief Operations Officer since our formation in September 2020, and has served as the Chief Operations Officer of DFH LLC since January 2017. He joined Dream Finders as the Division President in Northeast Florida in August 2015 while also overseeing the management and growth of our business in other markets. Mr. Moran is responsible for sales, marketing, land acquisition and development, home construction, operations and purchasing. Mr. Moran has over 20 years of broad industry experience in all aspects of operating a real estate company, including as an executive with publicly traded homebuilders and has overseen the construction of over 22,200 homes throughout his career. He previously worked at Richmond American Homes ("RAH"), a subsidiary of M.D.C. Holdings, Inc. (NYSE: MDC), from 2012 to 2015, where he served as Regional President for Florida. Prior to joining RAH, Mr. Moran worked at KB Home (NYSE: KBH) from 2007 to 2012, where he served as DC Metro Division President. Prior to joining KB Home, Mr. Moran served his first of two stints at RAH from 1997 to 2007, where he joined as a member of the Mergers & Acquisitions team that acquired two homebuilders in Florida, before ascending the ranks to become RAH's Southeast Regional Division President. Mr. Moran received a B.S. in Business from the University of Maryland.

#### L. Anabel Fernandez—Senior Vice President and Chief Financial Officer

Anabel Fernandez joined us in 2018, serving in the position of Treasurer and Vice President and as a member of the Asset Management Committee and was appointed Interim Chief Financial Officer on October 6, 2021 and promoted to Chief Financial Officer and Senior Vice President on April 1, 2022. Ms. Fernandez has been responsible for balance sheet management, capital allocation, cash forecasting and overall supervision of our accounting and treasury functions, including overall management of our debt, compliance, and reporting for lenders, investors and shareholders. Post-IPO, Ms. Fernandez developed the Company's Investor Relations function. Prior to joining us, Ms. Fernandez served as the Vice President of Finance for the Americas region at Macquarie Group Limited, an Australian multinational independent investment bank and financial services company, from April 2016 to May 2018, overseeing financial and internal tax reporting for over 200 U.S. legal entities in the energy, capital and credit markets space and subsequently managing the financial audit process for Macquarie Group Limited's aircraft leasing business. Prior to joining Macquarie Group Limited, Ms. Fernandez served as the Corporate Accounting Manager at Fidelity National Financial, a provider of title insurance and settlement services to the real estate and mortgage industries, in the title insurance



business from 2014 to April 2016. Ms. Fernandez started her career at Aeroflex Incorporated (NASDAQ: ARX INC), a publicly listed aerospace and defense electronics manufacturer, where she worked from 2002 to 2014. Ms. Fernandez is a Certified Public Accountant. Ms. Fernandez received a B.B.A in Accounting, Financial Economics and Economics from Lincoln Memorial University.

#### **Board of Directors**

**Patrick O. Zalupski**—President and Chief Executive Officer of Dream Finders Homes, Inc. and serves as Chairman of the Board of Directors.

**W. Radford Lovett II**—Founder, Chairman and Chief Executive Officer of TowerCom, Ltd, an owner and developer of broadcast communication towers, and TowerCom Development, LP, a developer of wireless communications infrastructure.

**Megha H. Parekh**—Senior Vice President and Chief Legal Officer of the Jacksonville Jaguars, a National Football League franchise.

**Leonard M. Sturm**—Retired audit partner of KPMG LLP (“KPMG”) after a thirty-seven year career conducting financial statement audits of primarily public companies and audits of internal controls under Section 404 of the Sarbanes-Oxley Act.

**Justin Udelhofen**—Private investor and former founder and Principal of Durant Partners, LLC, an investment fund that focuses on small-to-mid-capitalization equities.

**William W. Weatherford**—Managing partner of Weatherford Capital, which he co-founded in 2015.

#### **ITEM 1A. RISK FACTORS**

*Discussions of our business and operations included in this Annual Report on Form 10-K should be read together with the risk factors set forth below. These risk factors describe various material risks and uncertainties we are or may become subject to, many of which are difficult to predict or are beyond our control. These risks and uncertainties, together with other factors described elsewhere in this Annual Report on Form 10-K, have the potential to affect our business, financial condition, results of operations, cash flows, strategies or prospects in a material and adverse manner.*

*The risk factors described below are those that we think may be material with regard to an investment in us, as well as certain risk factors that may be generally applicable to all business enterprises, but not all general risk factors. We are subject to the many risks that affect all or most business enterprises in the United States and our business or financial condition could be materially affected by those risks.*

#### **Industry, Economic and Economic Regulatory Risks**

##### ***Inflation could adversely affect our business and financial results.***

The United States continues to experience inflationary conditions, which, at times, has resulted in increasing costs of land, raw materials and labor needed to operate our business. If our markets have an oversupply of homes relative to demand, we may be unable to offset any such increases in costs with corresponding higher sales prices for our homes. Inflation may also continue to accompany higher interest rates, which could adversely impact potential customers’ ability to obtain financing on favorable terms, thereby further decreasing demand. If we are unable to raise the prices of our homes to offset the increasing costs of our operations, our margins could decrease. Furthermore, if we need to lower the price of our homes to create demand, the value of our land inventory may decrease. Inflation can also raise our costs of capital and decrease our purchasing power, making it more difficult and/or more expensive to maintain sufficient funds to operate our business. Our operations may be negatively impacted by inflation due to increasing construction costs, labor and materials, as well as land acquisition financing costs. The Federal Reserve materially raised interest rates in 2022 and into the summer of 2023 (and may continue to increase interest rates in the future to further combat inflation). The elevated interest rate environment that persisted into late 2023 negatively impacted our financing costs, and in turn our gross margin.

##### ***The tightening of mortgage lending standards and mortgage financing requirements, untimely or incomplete mortgage loan originations for our homebuyers and rising mortgage interest rates could adversely affect the availability of mortgage loans for potential purchasers of our homes and thereby materially and adversely affect our business, prospects, liquidity, financial condition and results of operations.***

Almost all of our customers finance their home purchases through lenders that provide mortgage financing. Mortgage interest rates have generally trended downward for the last several decades and reached historic lows in 2021, which —during that period— made the homes we sell more affordable. Mortgage interest rates increased substantially during 2022 and 2023 in response to the Federal Reserve’s actions to combat inflationary pressures, which negatively impacted consumer affordability. We cannot predict future mortgage interest rates, and, if mortgage interest rates continue to increase or remain at elevated levels for an extended period of time, whether as a result of additional action by the Federal Reserve or otherwise, the ability of prospective homebuyers to finance home purchases may be adversely affected, and, as a result, our operating results may be significantly impacted. Our homebuilding activities are dependent upon the availability of mortgage financing to homebuyers, which is expected to be impacted by continued regulatory changes and fluctuations in the risk appetites of lenders. The financial documentation, down payment amounts and income to debt ratio requirements are subject to change and could become more restrictive.

The federal government has a significant role in supporting mortgage lending through its conservatorship of Fannie Mae and Freddie Mac, both of which purchase or insure mortgage loans and mortgage loan-backed securities, and its insurance of mortgage loans through or in connection with the FHA, the VA and the USDA. FHA and VA backing of mortgage loans has been particularly important to the mortgage finance industry and to our business. Increased lending volume and losses insured by the FHA have resulted in a reduction of the FHA insurance fund. If either the FHA or VA raised their down payment requirements or lowered maximum loan amounts, our business could be materially affected. In addition, changes in governmental regulation with respect to mortgage lenders could adversely affect demand for housing.

The availability and affordability of mortgage loans, including mortgage interest rates for such loans, could also be adversely affected by a scaling back or termination of the federal government's mortgage loan-related programs or policies.

Fannie Mae, Freddie Mac, FHA, USDA and VA backed mortgage loans have been an important factor in marketing and selling many of our homes. Given that a majority of our customers' mortgages conform with terms established by Freddie Mac, Fannie Mae and FHA, any limitations or restrictions in the availability of, or higher consumer costs for, such government-backed financing could adversely affect our business, prospects, liquidity, financial condition and results of operations. The elimination or curtailment of state bonds to assist homebuyers could materially and adversely affect our business, prospects, liquidity, financial condition and results of operations.

In addition, certain current regulations impose, and future regulations may strengthen or impose new standards and requirements relating to the origination, securitization and servicing of residential consumer mortgage loans, which could further restrict the availability and affordability of mortgage loans and the demand for such loans by financial intermediaries and, as a result, adversely affect our home sales, financial condition and results of operations. Further, if, due to credit or consumer lending market conditions, reduced liquidity, increased risk retention or minimum capital level obligations and/or regulatory restrictions related to certain regulations, laws or other factors or business decisions, these lenders refuse or are unable to provide mortgage loans to our homebuyers, or increase the costs to borrowers to obtain such loans, the number of homes we close and our business, prospects, liquidity, financial condition and results of operations may be materially adversely affected.

Entry-level and first-time move-up homebuyers are the primary sources of demand for our new homes. Entry-level homebuyers are generally more affected by the availability of mortgage financing than other potential homebuyers and many of our potential move-up homebuyers must sell their existing homes in order to buy a home from us. A limited availability of suitable mortgage financing could prevent customers from buying our homes and could prevent buyers of our customers' homes from obtaining mortgages they need to complete such purchases, either of which could result in potential customers' inability to buy a home from us, which could have a material adverse effect on our sales, profitability, cash flows and ability to service our debt obligations.

***Our industry is cyclical and adverse changes in general and local economic conditions could reduce the demand for homes and, as a result, could have a material adverse effect on us.***

Our business can be substantially affected by adverse changes in general economic or business conditions that are outside of our control, including changes in short-term and long-term interest rates; employment levels and job and personal income growth; housing demand from population growth, household formation and other demographic factors; availability and pricing of mortgage financing for homebuyers; consumer confidence generally and the confidence of potential homebuyers in particular; consumer spending; financial system and credit market stability; private party and government mortgage loan programs (including changes in FHA, USDA, VA, Fannie Mae and Freddie Mac conforming mortgage loan limits, credit risk/mortgage loan insurance premiums and/or other fees, down payment requirements and underwriting standards), and federal and state regulation, oversight and legal action regarding lending, appraisal, foreclosure and short sale practices; federal and state personal income tax rates and provisions, including provisions for the deduction of mortgage loan interest payments, real estate taxes and other expenses; supply of and prices for available new or resale homes (including lender-owned homes) and other housing alternatives, such as apartments, single-family rentals and other rental housing; homebuyer interest in our current or new product designs and new home community locations; general consumer interest in purchasing a home compared to choosing other housing alternatives; interest of financial institutions or other businesses in purchasing wholesale homes; and real estate taxes. Adverse changes in these conditions may affect our business nationally or may be more prevalent or concentrated in particular submarkets in which we operate. Inclement weather, natural disasters (such as earthquakes, hurricanes, tornadoes, floods, prolonged periods of precipitation, droughts and fires), other calamities and other environmental conditions can delay the delivery of our homes and/or increase our costs. For example, in the third quarter of 2022, Hurricane Ian caused a delay in some home closings in Florida. Civil unrest or acts of terrorism can also have a negative effect on our business. If the homebuilding industry experiences another significant or sustained downturn, it would materially adversely affect our business and results of operations in future years.

The potential difficulties described above can cause demand and prices for our homes to fall or cause us to take longer and incur more costs to develop the land and build our homes. We may not be able to recover these increased costs by raising prices because of market conditions. The potential difficulties described above could also lead some homebuyers to cancel or refuse to honor their home purchase contracts altogether.

***The tightening of mortgage lending standards and mortgage financing requirements, untimely or incomplete mortgage loan originations for our homebuyers and rising mortgage interest rates could adversely affect the availability of mortgage loans for potential purchasers of our homes and thereby materially and adversely affect our business, prospects, liquidity, financial condition and results of operations.***

Almost all of our customers finance their home purchases through lenders that provide mortgage financing. Mortgage interest rates have generally trended downward for the last several decades and reached historic lows in 2021, which—during that period—made the homes we sell more affordable. Mortgage interest rates increased substantially during 2022 in response to the Federal Reserve's actions and future signaling to combat inflationary pressures, which negatively impacted consumer affordability. We cannot predict future mortgage interest rates, and, if mortgage interest rates continue to increase, the ability of prospective homebuyers to finance home purchases may be adversely affected, and, as a result, our operating results may be significantly impacted. Our homebuilding activities are dependent upon the availability of mortgage financing to homebuyers, which is expected to be impacted by continued regulatory changes and fluctuations in the risk appetites of lenders. The financial documentation, down payment amounts and income to debt ratio requirements are subject to change and could become more restrictive.

The federal government has a significant role in supporting mortgage lending through its conservatorship of Fannie Mae and Freddie Mac, both of which purchase or insure mortgage loans and mortgage loan-backed securities, and its insurance of mortgage loans through or in connection with the FHA, the VA and the USDA. FHA and VA backing of mortgage loans has been particularly important to the mortgage finance industry and to our business. Increased lending volume and losses insured by the FHA have resulted in a reduction of the FHA insurance fund. If either the FHA or VA raised their down payment requirements or lowered maximum loan amounts, our business could be materially affected. In addition, changes in governmental regulation with respect to mortgage lenders could adversely affect demand for housing.

The availability and affordability of mortgage loans, including mortgage interest rates for such loans, could also be adversely affected by a scaling back or termination of the federal government's mortgage loan-related programs or policies.



Fannie Mae, Freddie Mac, FHA, USDA and VA backed mortgage loans have been an important factor in marketing and selling many of our homes. Given that a majority of our customers' mortgages conform with terms established by Freddie Mac, Fannie Mae and FHA, any limitations or restrictions in the availability of, or higher consumer costs for, such government-backed financing could adversely affect our business, prospects, liquidity, financial condition and results of operations. The elimination or curtailment of state bonds to assist homebuyers could materially and adversely affect our business, prospects, liquidity, financial condition and results of operations.

In addition, certain current regulations impose, and future regulations may strengthen or impose new standards and requirements relating to the origination, securitization and servicing of residential consumer mortgage loans, which could further restrict the availability and affordability of mortgage loans and the demand for such loans by financial intermediaries and, as a result, adversely affect our home sales, financial condition and results of operations. Further, if, due to credit or consumer lending market conditions, reduced liquidity, increased risk retention or minimum capital level obligations and/or regulatory restrictions related to certain regulations, laws or other factors or business decisions, these lenders refuse or are unable to provide mortgage loans to our homebuyers, or increase the costs to borrowers to obtain such loans, the number of homes we close and our business, prospects, liquidity, financial condition and results of operations may be materially adversely affected.

Entry-level and first-time move-up homebuyers are the primary sources of demand for our new homes. Entry-level homebuyers are generally more affected by the availability of mortgage financing than other potential homebuyers and many of our potential move-up homebuyers must sell their existing homes in order to buy a home from us. A limited availability of suitable mortgage financing could prevent customers from buying our homes and could prevent buyers of our customers' homes from obtaining mortgages they need to complete such purchases, either of which could result in potential customers' inability to buy a home from us, which could have a material adverse effect on our sales, profitability, cash flows and ability to service our debt obligations.

***Inflation could adversely affect our business and financial results.***

Currently, the United States is experiencing inflationary conditions. Inflation could adversely affect our business and financial results by increasing the costs of land, raw materials and labor needed to operate our business. If our markets have an oversupply of homes relative to demand, we may be unable to offset any such increases in costs with corresponding higher sales prices for our homes. Inflation may also accompany higher interest rates, which could adversely impact potential customers' ability to obtain financing on favorable terms, thereby further decreasing demand. If we are unable to raise the prices of our homes to offset the increasing costs of our operations, our margins could decrease. Furthermore, if we need to lower the price of our homes to meet demand, the value of our land inventory may decrease. Inflation may also raise our costs of capital and decrease our purchasing power, making it more difficult to maintain sufficient funds to operate our business. Our operations may be negatively impacted by inflation due to increasing construction costs, labor and materials, as well as land acquisition financing costs. The Federal Reserve materially raised interest rates in the current year and signaled additional interest rate increases which increased our financing costs and has reduced demand for our homes.

***Volatility in the credit and capital markets may impact our cost of capital and our ability to access necessary financing and the difficulty in obtaining sufficient capital could prevent us from acquiring lots for construction or increase costs and delays in the completion of our homebuilding expenditures.***

If we require working capital greater than that provided by our operations and our credit facilities, we may be required to increase the amount available under the facilities or to seek alternative financing, which might not be available on terms that are favorable or acceptable or at all. If we are required to seek financing to fund our working capital requirements, volatility in credit or capital markets may restrict our flexibility to successfully obtain additional financing on terms acceptable to us, or at all. If we are at any time unsuccessful in obtaining sufficient capital to fund our planned homebuilding expenditures, we may experience a substantial delay in the completion of homes then under construction, or we may be unable to control or purchase finished lots. Any delay could result in cost increases and could have a material adverse effect on our sales, profitability, stock performance, cash flows and ability to service our debt obligations. We have access to our Credit Agreement, which is a senior unsecured revolving credit facility. Another source of liquidity includes our ability to use letters of credit and surety bonds. These letters of credit and surety bonds relate to certain performance-related obligations and serve as security for certain land option contracts. The majority of these letters of credit and surety bonds are in support of our land development and construction obligations to various municipalities, other government agencies and utility companies related to the construction of roads, sewers and other infrastructure. At December 31, 2022, we had outstanding letters of credit and surety bonds totaling \$1 million and \$85 million, respectively. These letters of credit and surety bonds are generally subject to certain financial covenants and other limitations.

If we are unable to obtain letters of credit or surety bonds when required, or the conditions imposed by issuers increase significantly, our liquidity and results of operations could be adversely affected.

***Regional factors affecting the homebuilding industry in our current markets could materially and adversely affect us.***

Our business strategy is focused on the acquisition of suitable land and the design, construction and sale of primarily single-family homes in residential subdivisions, including planned communities, in Florida, Texas, Tennessee, North Carolina, South Carolina, Georgia, Colorado, Georgia, and the Washington, D.C. metropolitan area, South Carolina which comprises Northern Virginia and North Carolina, Maryland. In addition, we have lot purchase contracts for the right to purchase lots at a future point in time in all of these areas. A prolonged economic downturn in the future in one or more of these areas, or a particular industry that is fundamental to one or more of these areas, particularly within Florida and Texas, our largest markets, could have a material adverse effect on our business, prospects, liquidity, financial condition and results of operations.

To the extent the oil and gas industry, which can be very volatile, is negatively impacted by declining commodity prices, climate change, legislation or other factors, it could result in a reduction in employment or other negative economic consequences, which could adversely impact our homebuilding revenues and activities in our Texas markets.

Moreover, certain insurance companies doing business in Florida and Texas have restricted, curtailed or suspended the issuance of homeowners' insurance policies on single-family homes. This has both reduced the availability of hurricane and other types of natural disaster insurance in Florida and Texas, in general, and increased the cost of such insurance to prospective purchasers of homes in Florida and Texas. Mortgage financing for a new home is conditioned, among other things, on the availability of adequate homeowners' insurance. There can be no assurance that homeowners' insurance will be available or affordable to prospective purchasers of our homes in the Florida and Texas markets. Long-term restrictions on, or unavailability of, homeowners' insurance in the Florida and Texas markets could have an adverse effect on the homebuilding industry in such markets in general, and on our business within such markets in particular. Additionally, the availability of permits for new homes in new and existing developments could be adversely affected by the significantly limited capacity of the schools, roads and other infrastructure in such markets.

If adverse conditions in these markets develop in the future, it could have a material adverse effect on our business, prospects, liquidity, financial condition and results of operations. Furthermore, if buyer demand for new homes in these markets decreases, home prices could decline, which would have a material adverse effect on our business.

***The homebuilding industry is highly competitive and, if our competitors are more successful or offer better value to our customers, our business could decline.***

We operate in a very competitive environment that is characterized by competition from a number of other homebuilders and land developers in each market in which we operate. Additionally, there are relatively low barriers to entry into our business. We compete with large national and regional homebuilding companies, some of which have greater financial and operational resources than us, and with smaller local homebuilders and land developers, some of which may have lower administrative costs than us. We may be at a disadvantage with regard to certain of our large national and regional homebuilding competitors whose operations are more geographically diversified than ours, as these competitors may be better able to withstand any future regional downturns in the housing market. Furthermore, our market share in certain of our markets may be lower as compared to some of our competitors. Many of our competitors also have longer operating histories and longstanding relationships with subcontractors and suppliers in the markets in which we operate or to which we may expand. This may give our competitors an advantage in marketing their products, securing materials and labor at lower prices and allowing their homes to be delivered to customers more quickly and at more favorable prices. We compete for homebuyers, desirable land parcels, financing, raw materials, skilled management and other labor resources, among other things. Our competitors may independently develop land and construct homes that are substantially similar to our products.

Increased competition could hurt our business, as it could prevent us from acquiring attractive land parcels on which to build homes or make such acquisitions more expensive, hinder our market share expansion and cause us to increase our selling incentives and reduce our prices. An oversupply of homes available for sale or discounting of home prices could periodically adversely affect demand for our homes in certain markets and could adversely affect pricing for homes in the markets in which we operate.

If we are unable to compete effectively in our markets, our business could decline disproportionately to our competitors, and our results of operations and financial condition could be adversely affected. We can provide no assurance that we will be able to continue to compete successfully in any of our markets.

Our inability to continue to compete successfully in any of our markets could have a material adverse effect on our business, prospects, liquidity, financial condition and results of operations.

***Any limitation on, or reduction or elimination of, tax benefits associated with homeownership would have an adverse effect upon the demand for homes, which could be material to our business.***

While tax laws generally permit significant expenses associated with homeownership, primarily mortgage interest expense and real estate taxes, to be deducted for the purpose of calculating an individual's federal and, in many cases, state taxable income, the ability to deduct mortgage interest expense and real estate taxes for federal income tax purposes is limited. The federal government or a state government may change its income tax laws by eliminating, limiting or substantially reducing these income tax benefits without offsetting provisions, which may increase the after-tax cost of owning a new home for many of our potential homebuyers. For example, the Tax Cuts and Jobs Act, which became effective January 1, 2018, contained substantial changes to the Internal Revenue Code of 1986, as amended (the "Code"), including (i) limitations on the ability of our homebuyers to deduct property taxes, (ii) limitations on the ability of our homebuyers to deduct mortgage interest and (iii) limitations on the ability of our homebuyers to deduct state and local income taxes. Any further future changes may have an adverse effect on the homebuilding industry in general. For example, the further loss or reduction of homeowner tax deductions could decrease the demand for new homes. Any such future changes could also have a material adverse impact on our business, prospects, liquidity, financial condition and results of operations.

***Federal income tax credits currently available to certain builders of energy-efficient new homes may not be extended by future legislation.***

On August 12, 2022, the U.S. Congress passed the Inflation Reduction Act of 2022, which was signed into law on August 16, 2022. Such act extended the availability of the Code Section 45L credit for energy-efficient new homes (the "Federal Energy Credits"), which provides a tax credit of \$2,000 per qualifying home (\$1,600 after the benefit is deducted from cost of sales as required by the IRS) to eligible homebuilders, and made the Federal Energy Credits available for homes delivered through December 31, 2022. Additionally, the act also expanded the credit, resulting in an increase from \$2,000 to either \$2,500 or \$5,000, depending on which specified energy efficiency standards are achieved, per qualifying home to eligible homebuilders, effective January 1, 2023.

For the year ended December 31, 2021, we claimed \$10 million of Federal Energy Credits. For the year ended December 31, 2022, we have estimated \$14 million of Federal Energy Credits within our income tax provision.

If legislation to extend the Federal Energy Credits for periods after December 31, 2032 is not adopted, our effective income tax rates thereafter may increase and could potentially be material.

***Any future government shutdowns or slowdowns may materially adversely affect our business or financial results.***

**Any future government shutdowns or slowdowns may materially adversely affect our business or financial results. We can make no assurances that potential home closings affected by any such shutdown or slowdown will occur after the shutdown or slowdown has ended.**

**Natural disasters, severe weather and adverse geologic conditions may increase costs, cause project delays and reduce consumer demand for housing, all of which could materially and adversely affect us.**

Our homebuilding operations are located in many areas that are subject to natural disasters, severe weather or adverse geologic conditions. These include, but are not limited to, hurricanes, tornadoes, droughts, floods, brush fires, wildfires, prolonged periods of precipitation, landslides, soil subsidence, earthquakes and other natural disasters. For example, we operate in a number of locations in the Mid-Atlantic and Southeast that are periodically impacted by severe weather conditions and hurricanes. As a result, our operations in certain areas of Florida, Georgia and South Carolina could experience temporary disruptions and delays. Additionally, our corporate headquarters are located in Jacksonville, Florida, an area that is often impacted by severe weather events, and our operations may be substantially disrupted if our corporate headquarters are forced to close. The occurrence of any of these events could damage our land parcels and projects, cause delays in completion of our projects, reduce consumer demand for housing and cause shortages and price increases in labor or raw materials, any of which could affect our sales and profitability.

In addition to directly damaging our land or projects, many of these natural events could damage roads and highways providing access to our assets or affect the desirability of our land or projects, thereby adversely affecting our ability to market and sell homes in those areas and possibly increasing the costs of homebuilding. Furthermore, the occurrence of natural disasters, severe weather and other adverse geologic conditions has increased in recent years due to climate change and may continue to increase in the future. Climate change may have the effect of making the risks described above occur more frequently and more severely, which could amplify the adverse impact **in on** our business, prospects, liquidity, financial condition and results of operations.

There are some risks of loss for which we may be unable to purchase insurance coverage. For example, losses associated with hurricanes, landslides, prolonged periods of precipitation, earthquakes and other weather-related and geologic events may not be insurable and other losses, such as those arising from terrorism, may not be economically insurable. A sizeable uninsured loss could materially and adversely affect our business, prospects, liquidity, financial condition and results of operations.

**A major health and safety incident relating to our business could be costly in terms of potential liabilities and reputational damage.**

Building sites are inherently dangerous, and operating in the homebuilding and land development industry poses certain inherent health and safety risks. Due to health and safety regulatory requirements and the number of projects we work on, health and safety performance is critical to the success of all areas of our business.

Any failure in health and safety performance may result in penalties for non-compliance with relevant regulatory requirements or litigation, and a failure that results in a major or significant health and safety incident is likely to be costly in terms of potential liabilities incurred as a result. Such a failure could generate significant negative publicity and have a corresponding impact on our reputation and our relationships with relevant regulatory agencies, governmental authorities and local communities, which in turn could have a material adverse effect on our business, prospects, liquidity, financial condition and results of operations.

**Our geographic concentration could materially and adversely affect us if the homebuilding industry in our current markets should decline.**

Our business strategy is focused on the design, construction and sale of single-family detached and attached homes. We do have some geographic concentration present in our operations. For instance, a significant portion of our homebuilding operations are concentrated within Florida and Texas. A prolonged economic downturn in one or more of the areas in which we operate could have a material adverse effect on our business, prospects, liquidity, financial condition and results of operations, and a disproportionately greater impact on us than other homebuilders with larger scale and more diversified operations and geographic footprint.

**Difficulties with appraisal valuations in relation to the proposed sales price of our homes could force us to reduce the price of our homes for sale.**

Each of our home sales may require an appraisal of the home's value before closing. These appraisals are professional judgments of the market value of the property and are based on a variety of market factors. If our internal valuations of the market and pricing do not line up with the appraisal valuations, and appraisals are not at or near the agreed upon sales price, we may be forced to reduce the sales price of the home to complete the sale. These appraisal issues could have a material adverse effect on our business and results of operations.

**If the market value of our inventory or controlled lot position declines, our profits could decrease and we may incur losses.**

Inventory risk can be substantial for homebuilders. The market value of building lots and housing inventories can fluctuate significantly as a result of changing market conditions. In addition, inventory carrying costs can be significant and can result in losses in a poorly performing community or market. We may be required to write-down the book value of our real estate assets in accordance with accounting principles generally accepted in the United States ("GAAP"), and some of those write-downs could be material. Any material write-downs of assets could have a material adverse effect on our business, prospects, liquidity, financial condition and results of operations.

Additionally, we must continuously seek and make acquisitions of lots for expansion into new markets, as well as for replacement and expansion within our current markets, which we generally accomplish by entering into finished lot option contracts or land bank option contracts. In the event of adverse changes in economic, market or community conditions, we may cease further building activities in certain communities, restructure existing land purchase option contracts or elect not to exercise our land purchase options. Such actions would result in our forfeiture of some or all of any deposits, fees or investments paid or made in respect of such arrangements. The forfeiture of land contract deposits

or inventory impairments may result in a loss that could have a material adverse effect on our profitability, stock performance, ability to service our debt obligations and future cash flows.

***We are subject to warranty and liability claims arising in the ordinary course of business that can be significant.***

As a homebuilder, we are subject to construction defects, product liability and home and other warranty claims, including moisture intrusion and related claims, arising in the ordinary course of business. These claims are common to the homebuilding industry and can be costly. There can be no assurance that any developments we undertake will be free from defects once completed, and any defects attributable to us may lead to significant contractual or other liabilities. Although we provide subcontractors with detailed specifications and perform quality control procedures, subcontractors may, in some cases, use improper construction processes or defective materials. Defective products used in the construction of our homes can result in the need to perform extensive repairs.

When we discover these issues, we utilize our subcontractors to repair the homes in accordance with our subcontractor agreements, our new home warranty and as required by law. We maintain and require our subcontractors to maintain general liability insurance (including construction defect and bodily injury coverage) naming the Company as an additional insured and workers' compensation insurance and generally seek to require our subcontractors to provide a warranty to us and to defend and indemnify us for liabilities arising from their work. Therefore, any claims relating to workmanship and materials are generally the subcontractors' responsibility.

While these indemnities and insurance policies, subject to deductibles and other coverage limits, protect us against a portion of our risk of loss from claims related to our land development and homebuilding activities, we cannot provide assurance that these indemnities and insurance policies will be adequate to address all of our home and other warranty, product liability and construction defect claims in the future, or that any potential inadequacies will not have an adverse effect on our business, financial condition or results of operations. The cost of performing such repairs (not covered by subcontractor warranty or indemnities) or litigation arising out of such issues, may be significant if we are unable to recover certain costs from subcontractors, suppliers and/or insurers. Warranty and construction defect matters can also result in negative publicity, including on social media platforms, which could damage our reputation and negatively affect our ability to sell homes.

Further, the coverage offered by, and the availability of, general liability insurance for completed operations and construction defects are currently limited and costly. While the Company records an estimate of warranty expense based on historical warranty costs, we cannot provide assurance that coverage will not become costlier and/or be further restricted, increasing our risks and financial exposure to claims.

***Competing effectively within the mortgage banking and title service sectors may be difficult.***

The competitors of our mortgage banking business include title companies and mortgage lenders, including national, regional and local mortgage banks and other financial institutions. Some of these competitors are subject to fewer governmental regulations and have greater access to capital than we do, and some of them may operate with different criteria than we do. These competitors may offer a broader or more attractive array of financing and other products and services to potential customers than we do. For these reasons, we may not be able to compete effectively in the mortgage banking and title service businesses.

***Any limitation on, or reduction or elimination of, tax benefits associated with homeownership would have an adverse effect upon the demand for homes, which could be material to our business.***

While tax laws generally permit significant expenses associated with homeownership, primarily mortgage interest expense and real estate taxes, to be deducted for the purpose of calculating an individual's federal and, in many cases, state taxable income, the ability to deduct mortgage interest expense and real estate taxes for federal income tax purposes is limited. The federal government or a state government may change its income tax laws by eliminating, limiting or substantially reducing these income tax benefits without offsetting provisions, which may increase the after-tax cost of owning a new home for many of our potential homebuyers. For example, the Tax Cuts and Jobs Act, which became effective January 1, 2018, contained substantial changes to the Internal Revenue Code of 1986, as amended (the "Code"), including (i) limitations on the ability of our homebuyers to deduct property taxes, (ii) limitations on the ability of our homebuyers to deduct mortgage interest and (iii) limitations on the ability of our homebuyers to deduct state and local income taxes. Any similar future changes could also have a material adverse impact on our business, prospects, liquidity, financial condition and results of operations.

***Federal income tax credits currently available to certain builders of energy-efficient new homes may not be extended by future legislation.***

On August 12, 2022, the U.S. Congress passed the Inflation Reduction Act of 2022, which was signed into law on August 16, 2022. Such act extended the availability of the Code Section 45L credit for energy-efficient new homes (the "Federal Energy Credits"), which provides a tax credit of \$2,000 per qualifying home (\$1,600 after the benefit is deducted from cost of sales as required by the IRS) to eligible homebuilders, and made the Federal Energy Credits available for homes delivered through December 31, 2022. Additionally, the Inflation Reduction Act of 2022 also expanded the credit to eligible homebuilders, resulting in an increase from \$2,000 to either \$2,500 or \$5,000 per qualifying home, depending on which specified energy efficiency standards are achieved, effective January 1, 2023 through December 31, 2032.

For the year ended December 31, 2022, we claimed \$11 million of Federal Energy Credits. For the year ended December 31, 2023, we have estimated \$3 million of Federal Energy Credits within our income tax provision. The decrease in the amount of expected Federal Energy Credits in 2023 compared to the amount claimed in 2022 was primarily due to homes delivered in 2023 that were already under construction around the time of the change in the eligibility criteria, for which modifications to fully qualify under the new standards were deemed impractical. Generally, in a given year, the Company aims to build as many energy-efficient new homes as possible.

If legislation to extend the Federal Energy Credits for periods after December 31, 2032, is not adopted, our effective income tax rates thereafter may increase and could potentially be material.

***New and existing laws and regulations or other governmental actions may increase our expenses, limit the number of homes that we can build or delay completion of our projects.***

We are subject to numerous local, state, federal and other statutes, ordinances, rules and regulations concerning zoning, development, building design, construction, accessibility, anti-discrimination and other matters, which, among other things, impose restrictive zoning and density requirements, the result of which is to limit the number of homes that can be built within the boundaries of a particular area. We may encounter issues with entitlement, not identify all entitlement requirements during the pre-development review of a project site or encounter zoning changes that impact our operations. Projects for which we have not received land use and development entitlements or approvals may be subjected to periodic delays, changes in use, less intensive development or elimination of development in certain specific areas due to government regulations. We may also be subject to periodic delays or may be precluded entirely from developing in certain communities due to building moratoriums or zoning changes. Such moratoriums generally relate to insufficient water supplies, sewage facilities, delays in utility hook-ups or inadequate road capacity within specific market areas or subdivisions. Local governments also have broad discretion regarding the imposition of development fees for projects in their jurisdiction. Projects for which we have received land use and development entitlements or approvals may still require a variety of other governmental approvals and permits during the development process and can also be impacted adversely by unforeseen health, safety and welfare issues, which can further delay these projects or prevent their development. As a result of any of these statutes, ordinances, rules or regulations, the timing of our home sales could be delayed, the number of our home sales could decline and/or our costs could increase, which could have a material adverse effect on our business, prospects, liquidity, financial condition and results of operations.

***Changes in U.S. trade policies and retaliatory responses from other countries may significantly increase the costs or limit supplies of building materials and products used in our homes.***

The state of relationships between other countries and the U.S. with respect to trade policies, taxes, government relations and tariffs may impact our business. **The For example, the federal government has in the past imposed new or increased tariffs or duties on an array of imported materials and goods that are used in connection with the construction and delivery of our homes, including steel, aluminum, lumber, solar panels and washing machines, raising our costs for these items (or products made with them). Foreign, which resulted in foreign governments, including China and Canada, and the European Union have responded responding by imposing or increasing tariffs, duties and/or trade restrictions on U.S. goods, and may consider other measures. These Such trading conflicts and related escalating governmental actions that result in additional tariffs, duties and/or trade restrictions could increase our construction costs further, cause disruptions or shortages in our supply chains and/or negatively impact the U.S., regional or local economies, and, individually or in the aggregate, materially and adversely affect our business and our operating results.**

***We and our subcontractors are subject to environmental, health and safety laws and regulations, which may increase our costs, result in liabilities, limit the areas in which we can build homes and delay completion of our projects.***

We and our subcontractors are subject to a variety of local, state, federal and other environmental, health and safety laws, statutes, ordinances, rules and regulations, including those governing storm water and surface water management, discharge and releases of pollutants and hazardous materials into the environment, including air, groundwater, subsurface and soil, remediation activities, handling of hazardous materials such as asbestos, lead paint and mold, protection of wetlands, endangered plants and species and sensitive habitats and human health and safety.

The particular environmental requirements that apply to any given site vary according to multiple factors, including the site's location and present and former uses, its environmental conditions, the presence or absence of endangered plants or species or sensitive habitats and environmental conditions at nearby or adjoining properties.

There is no guarantee that we will be able to identify all of these considerations during any pre-acquisition or pre-development review of project sites or that such factors will not develop during our development and homebuilding activities. Environmental requirements and conditions may result in delays, may cause us to incur substantial compliance, remediation and other costs and can prohibit or severely restrict development and homebuilding activity in certain areas, including environmentally sensitive regions or areas contaminated by others before we commenced development. In addition, in those cases where an endangered or threatened plant or species is involved and agency rulemaking and litigation are ongoing, the outcome of such rulemaking and litigation can be unpredictable and, at any time, can result in unplanned or unforeseeable restrictions on, or the prohibition of development in, identified environmentally sensitive areas. In some instances, regulators from different governmental agencies do not concur on development, remedial standards or property use restrictions for a project, and the resulting delays or additional costs can be material for a given project.

Certain environmental laws and regulations also impose strict joint and several liability on former and current owners and operators of real property and in connection with third-party sites where parties have sent **wastes, waste**. As a result, we may be held liable for environmental conditions we did not create on properties we currently or formerly owned or operated, including properties we have developed, or where we sent **wastes, waste**. In addition, due to our wide range of historic and current ownership, operation, development, homebuilding and construction activities, we could be liable for future claims for damages as a result of the past or present use of hazardous materials, including building materials or fixtures known or suspected to contain hazardous materials, such as asbestos, lead paint and mold. A mitigation plan may be implemented during the construction of a home if a cleanup does not remove all contaminants of concern or to address a naturally occurring condition such as methane or radon. Some homebuyers may not want to purchase a home that is, or that may have been, subjected to a mitigation plan. In addition, we do not maintain separate insurance policies for claims related to hazardous materials, and insurance coverage for such claims under our general commercial liability insurance may be limited or nonexistent.

Pursuant to such environmental, health and safety laws, statutes, ordinances, rules and regulations, we are generally required to obtain permits and other approvals from applicable authorities to commence and conduct our development and homebuilding activities. These permits and other approvals may contain restrictions that are costly or difficult to comply with, or may be opposed or challenged by local governments, environmental advocacy groups, neighboring property owners or other interested parties, which may result in delays, additional costs and non-approval of our activities.

From time to time, the EPA and similar federal, state or local agencies review land developers' and homebuilders' compliance with environmental, health and safety laws, statutes, ordinance, rules and regulations, including those relating to the control of storm water discharges during construction. Failure to comply with such laws, statutes, ordinances, rules and regulations may result in civil and criminal fines and penalties, injunctions, suspension of our activities, remedial obligations, costs or liabilities, third-party claims for property or natural resource damages or personal injury, enforcement actions or other sanctions or additional requirements for future compliance as a result of past failures. Any such actions taken with respect to us may increase our costs and result in project delays. We expect that increasingly stringent requirements will be imposed on land developers and homebuilders in the future. We cannot assure you that environmental, health and safety laws will not change or become more stringent in the future in a manner that would not have a material adverse effect on our business, prospects, liquidity, financial condition and results of operations.

We have provided environmental indemnities to certain lenders and other parties. These indemnities obligate us to reimburse the indemnified parties for damages related to environmental matters, and, generally, there is no term or damage limitations on these indemnities.

***Environmental laws and regulations relating to climate change and energy can have an adverse impact on our activities, operations and profitability and on the availability and price of certain raw materials, such as lumber, steel and concrete.***

There is a growing concern from advocacy groups and the general public that the emissions of greenhouse gases and other human activities have caused, and will continue to cause, significant changes in weather patterns and temperatures and the frequency and severity of natural disasters.

Government mandates, standards and regulations enacted in response to these projected climate change impacts and concerns could result in restrictions on land development in certain areas or increased energy, transportation and raw material costs. On February 19, 2021 the United States rejoined the Paris Agreement, which requires countries to review and "represent a progression" in their intended nationally determined contributions, which set greenhouse gas emission reduction goals, every five years. A variety of new legislation may be enacted or considered for enactment at the federal, state and local levels relating to climate change and energy, including in response to the United States' reentry into the Paris Agreement. This legislation could relate to, for example, matters such as greenhouse gas emissions control and building and other codes that impose energy efficiency standards or require energy saving construction materials. New building or other code requirements that impose stricter energy efficiency standards or requirements for building materials could significantly increase our cost to construct homes. As climate change concerns continue to grow, legislation, regulations, mandates, standards and other requirements of this nature are expected to continue to be enacted and become costlier for us to comply with.

Additionally, certain areas in the United States either have enacted or are considering a ban on the use of natural gas appliances and/or natural gas hookups, in new construction. Such bans, if enacted in areas in which we operate, could affect our cost to construct homes. Similarly, energy-related initiatives affect a wide variety of companies throughout the United States, and because our operations are heavily dependent on significant amounts of raw materials, such as lumber, steel and concrete, these initiatives could have an adverse impact on our operations and profitability to the extent the manufacturers and suppliers of our materials are burdened with expensive cap and trade or similar energy-related regulations or requirements.

***Our geographic concentration could materially and adversely affect us if the homebuilding industry in our current markets should decline.***

Our business strategy is focused on the design, construction and sale of single-family detached and attached homes in 9 states across the United States including the District of Columbia metropolitan area. While our operations are geographically diverse, a prolonged economic downturn in one or more of the areas in which we operate could have a material adverse effect on our business, prospects, liquidity, financial condition and results of operations, and a disproportionately greater impact on us than other homebuilders with larger scale and more diversified operations and geographic footprint.

***Difficulties with appraisal valuations in relation to the proposed sales price of our homes could force us to reduce the price of our homes for sale.***

Each of our home sales may require an appraisal of the home value before closing. These appraisals are professional judgments of the market value of the property and are based on a variety of market factors. If our internal valuations of the market and pricing do not line up with the appraisal valuations, and appraisals are not at or near the agreed upon sales price, we may be forced to reduce the sales price of the home to complete the sale. These appraisal issues could have a material adverse effect on our business and results of operations.

***If the market value of our inventory or controlled lot position declines, our profits could decrease and we may incur losses.***

Inventory risk can be substantial for homebuilders. The market value of building lots and housing inventories can fluctuate significantly as a result of changing market conditions. In addition, inventory carrying costs can be significant and can result in losses in a poorly performing community or market. We may be required to write-down the book value of our real estate assets in accordance with accounting principles generally accepted in the United States ("GAAP"), and some of those write-downs could be material. Any material write-downs of assets could have a material adverse effect on our business, prospects, liquidity, financial condition and results of operations.

Additionally, we must continuously seek and make acquisitions of lots for expansion into new markets, as well as for replacement and expansion within our current markets, which we generally accomplish by entering into finished lot option contracts or land bank option contracts. In the event of adverse changes in economic, market or community conditions, we may cease further building activities in certain communities, restructure existing land purchase option contracts or elect not to exercise our land purchase options. Such actions would result in our forfeiture of some or all of any deposits, fees or investments paid or made in respect of such arrangements. The forfeiture of land contract deposits or inventory impairments may result in a loss that could have a material adverse effect on our profitability, stock performance, ability to service our debt obligations and future cash flows.



**A major health and safety incident relating to our business could be costly in terms of potential liabilities and reputational damage.**

Building sites are inherently dangerous, and operating in the homebuilding and land development industry poses certain inherent health and safety risks. Due to health and safety regulatory requirements and the number of projects we work on, health and safety performance is critical to the success of all areas of our business.

Any failure in health and safety performance may result in penalties for non-compliance with relevant regulatory requirements or litigation, and a failure that results in a major or significant health and safety incident is likely to be costly in terms of potential liabilities incurred as a result. Such a failure could generate significant negative publicity and have a corresponding impact on our reputation and our relationships with relevant regulatory agencies, governmental authorities and local communities, which in turn could have a material adverse effect on our business, prospects, liquidity, financial condition and results of operations.

**Our mortgage banking and title services business is competitive and we may not be able to compete effectively in this area.**

The competitors to our mortgage banking business include title companies and mortgage lenders, including national, regional and local mortgage banks and other financial institutions. Some of these competitors are subject to fewer governmental regulations and have greater access to capital than we do, and some of them may operate with different criteria than we do. These competitors may offer a broader or more attractive array of financing and other products and services to potential customers than we do. For these reasons, we may not be able to compete effectively in the mortgage banking business.

**Our mortgage banking and title services businesses may be adversely affected by changes in governmental regulation.**

Changes in governmental regulation with respect to mortgage lenders and title service providers could adversely affect the financial results of this portion of our business. Our financial services businesses are subject to numerous federal, state and local laws and regulations, which, among other things: prohibit discrimination and establish underwriting guidelines; provide for audits and inspections; require appraisals and/or credit reports on prospective borrowers and disclosure of certain information concerning credit and settlement costs; establish maximum loan amounts; prohibit predatory lending practices; and regulate the referral of business to affiliated entities. In addition, our title insurance operations are also subject to applicable insurance and banking laws and regulations as well as government audits, examinations and investigations, all of which may limit our ability to provide title services to potential purchasers.

The regulatory environment for mortgage lending is complex and ever changing and has led to an increase in the number of audits, examinations and investigations in the industry. The 2008 housing downturn resulted in numerous changes in the regulatory framework of the financial services industry. More recently, in response to COVID-19, federal agencies, state governments and private lenders are proactively providing relief to borrowers in the housing market by, subject to requirements, suspending home foreclosures and granting payment forbearance, among other things. These relief measures are temporary, but these changes and others could become incorporated into the current regulatory framework. Any changes or new enactments could result in more stringent compliance standards, which could adversely affect our financial condition and results of operations and the market perception of our business. Additionally, if we are unable to originate mortgages for any reason going forward, our customers may experience significant mortgage loan funding issues, which could have a material impact on our homebuilding business and our consolidated financial statements.

**Operational Risks Related to Our Business**

**Our inability to successfully identify, secure and control an adequate inventory of lots at reasonable prices could adversely impact our operations.**

The results of our homebuilding operations depend in part upon our continuing ability to successfully identify, control and acquire an adequate number of homebuilding lots in desirable locations. There can be no assurance that an adequate supply of homebuilding lots will continue to be available to us on terms similar to those available in the past, or that we will not be required to devote a greater amount of capital to controlling homebuilding lots than we have historically. In addition, because we employ an asset-light business model, we may have access to fewer and less attractive homebuilding lots than if we owned lots outright, like some of our competitors who do not operate under an asset-light model.

An insufficient supply of homebuilding lots in one or more of our markets, an inability of our developers to deliver finished lots in a timely fashion due to their inability to finance development activities, delays in recording deeds, conveying controlled lots as a result of government shut downs, or for other reasons, or our inability to purchase or finance homebuilding lots on reasonable terms could have a material adverse effect on our sales, profitability, ability to service our debt obligations and future cash flows. Any land shortages or any decrease in the supply of suitable land at reasonable prices could limit our ability to develop new communities or result in increased lot deposit requirements or land costs. We may not be able to pass any increased land costs to our customers, which could adversely impact our revenues, earnings and margins.

As Although when the fair market value of controlled lots deviates from that of which the option contracts were originally executed, we attempt to renegotiate the terms of the option contracts to ensure that the yields are aligned with current market conditions. conditions, there is no guarantee our renegotiating efforts will be successful.

**Increases in our cancellation rate could have a negative impact on our homebuilding revenues and gross margins.**

Our backlog reflects sales contracts with homebuyers customers for homes that have not yet been delivered. We have received a deposit from a homebuyer for most homes reflected in our backlog, and, generally, we have the right to retain the deposit if the homebuyer fails to comply with his or her obligations under the sales contract, subject to certain

exceptions or contingencies, including as a result of state and local law, the homebuyer's inability to sell his or her current home or, in certain circumstances, the homebuyer's inability to obtain suitable financing. Cancellations negatively impact the number of closed homes, net new orders, homebuilding revenues and results of operations, as well as the backlog. In addition to the contingencies noted above, cancellations can result from declines or slow appreciation in the market value of homes, increases in the supply of homes available to be purchased, increased competition, higher mortgage interest rates, and adverse changes in economic conditions. **During Beginning in the fourth quarter of 2022 and continuing into 2023,** demand further tightened in response to additional increases in mortgage **rates. rates caused by the Federal Reserve raising interest rates in response to inflationary conditions.** The market's reaction to the **deteriorating economic conditions interest rate environment** negatively affected net new orders and continues to have a negative impact **in on** the cancellation rate for the Company. Any continued increase in the level of our cancellations would have a negative impact on our business, prospects, liquidity, financial condition and results of operations. **Refer to "Management's Discussion and Analysis of Financial Condition and Results of Operations—Business Overview and Outlook" for more information.**

***Our business and results of operations are dependent on the availability, skill and performance of subcontractors.***

We engage subcontractors to perform the construction of our homes and, in many cases, to obtain the raw materials used in constructing our homes. Accordingly, the timing and quality of our construction depend on the availability and skill of our subcontractors. While we anticipate being able to obtain sufficient materials and reliable subcontractors and believe that our relationships with subcontractors are good, we do not have long-term contractual commitments with any subcontractors, and we can provide no assurance that skilled subcontractors will continue to be available at reasonable rates and in our markets. In addition, as we expand into new markets, we typically must develop new relationships with subcontractors in such markets, and there can be no assurance that we will be able to do so in a cost-effective and timely manner, or at all. The sustained labor shortage in the United States has **made continued to make** the engagement of subcontractors **more difficult during 2022. difficult.** The inability to contract with skilled subcontractors at reasonable rates on a timely basis could have a material adverse effect on our business, prospects, liquidity, financial condition and results of operations.

***We are subject to warranty and liability claims arising in the ordinary course of business that can be significant.***

As a homebuilder, we are subject to construction defect, product liability and home and other warranty claims, including moisture intrusion and related claims, arising in the ordinary course of business. These claims are common to the homebuilding industry and can be costly. There can be no assurance that any developments we undertake will be free from defects once completed, and any defects attributable to us may lead to significant contractual or other liabilities. Although we provide subcontractors with detailed specifications and perform quality control procedures, subcontractors may, in some cases, use improper construction processes or defective materials. Defective products used in the construction of our homes can result in the need to perform extensive repairs.

When we discover these issues, we utilize our subcontractors to repair the homes in accordance with our subcontractor agreements, our new home warranty and as required by law. We maintain and require our subcontractors to maintain general liability insurance (including construction defect and bodily injury coverage) naming the Company as an additional insured and workers' compensation insurance and generally seek to require our subcontractors to provide a warranty to us and to defend and indemnify us for liabilities arising from their work.

***Therefore, any claims relating to workmanship and materials are generally the subcontractors' responsibility.***

While these indemnities and insurance policies, subject to deductibles and other coverage limits, protect us against a portion of our risk of loss from claims related to our land development and homebuilding activities, we cannot provide assurance that these indemnities and insurance policies will be adequate to address all of our home and other warranty, product liability and construction defect claims in the future, or that any potential inadequacies will not have an adverse effect on our business, financial condition or results of operations. The cost of performing such repairs (not covered by subcontractor warranty or indemnities) or litigation arising out of such issues, may be significant if we are unable to recover certain costs from subcontractors, suppliers and/or insurers. Warranty and construction defect matters can also result in negative publicity, including on social media platforms, which could damage our reputation and negatively affect our ability to sell homes.

Further, the coverage offered by, and the availability of, general liability insurance for completed operations and construction defects are currently limited and costly. While the Company records an estimate of warranty expense based on historical warranty costs, we cannot provide assurance that coverage will not become costlier and/or be further restricted, increasing our risks and financial exposure to claims.

***A continued shortage of building materials or labor, or continued increases in materials or labor costs, could delay or increase the cost of home construction, which could materially and adversely affect us.***

The residential construction industry experiences labor and raw material shortages from time to time, including shortages in qualified subcontractors, tradespeople and supplies of insulation, drywall, cement, steel and lumber. These labor and raw material shortages can be more severe during periods of strong demand for housing, during periods following natural disasters that have a significant impact on existing residential and commercial structures or a result of broader economic **disruptions, such as the COVID-19 pandemic. disruptions.** Currently, we are experiencing **We continue to experience** labor shortages. It is uncertain whether these shortages will continue as is, improve or worsen. Further, pricing for labor and raw materials could be affected by the factors discussed above and various other national, regional, local, economic and political factors, including changes in immigration laws and trends in labor migration and tariffs. **For instance, in 2023, Florida enacted legislation that will impose more stringent immigration eligibility requirements that could cause our labor shortage to worsen.**

Our success in **recently-entered recently entered** markets or those we may choose to enter in the future depends substantially on our ability to source labor and local materials on terms that are favorable to us. Our markets may exhibit a reduced level of skilled labor relative to increased homebuilding demand in these markets. In the event of shortages in labor or raw materials in such markets, local subcontractors, tradespeople and suppliers may choose to allocate their resources to homebuilders with an established presence in the market and with whom they have longer-standing relationships. Labor and raw material shortages and price increases for labor and raw materials could cause delays in and increase our costs of home construction, which in turn could have a material adverse effect on our business, prospects, liquidity, financial condition and results of operations.



**Global economic and political instability and conflicts, such as the conflict between Russia and Ukraine, could adversely affect our business, financial condition or results of operations.**

Our business could be adversely affected by unstable economic and political conditions within the United States and foreign jurisdictions and geopolitical conflicts, such as the conflict between Russia and Ukraine. While we do not have any customer or direct supplier relationships in either country, the current military conflict, and related sanctions, as well as export controls or actions that may be initiated by nations (e.g., potential cyberattacks, disruption of energy flows, etc.) and other potential uncertainties could adversely affect our supply chain by causing shortages or increases in costs for materials necessary to construct homes and/or increases to the price of gasoline and other fuels. In addition, such events could cause higher interest rates, inflation or general economic uncertainty, which could negatively impact our business partners, employees or customers or otherwise adversely impact our business.

**Our business could be materially and adversely disrupted by an epidemic or pandemic (such as the COVID-19 pandemic), or similar public threat, or fear of such an event, and the measures that federal, state and local governments and other authorities implement to address it.**

An epidemic, pandemic or similar serious public health issue and the measures undertaken by governmental authorities to address it, could significantly disrupt or prevent us from operating our business in the ordinary course for an extended period, and thereby, along with any associated economic and social instability or distress, have a material adverse impact on our business, prospects, liquidity, financial condition and results of operations.

The COVID-19 outbreak resulted in widespread adverse impacts on the global economy and financial markets, and on our employees, customers, suppliers and other parties with whom we have business relations.

We have experienced disruptions to our business operations as a result of the pandemic. To the extent that the COVID-19 pandemic adversely impacts our business, results of operations, liquidity or financial condition, it may also have the effect of increasing many of the other risks described in this "Risk Factors" section. There is no guarantee that a future outbreak of this or any other widespread epidemics or pandemics will not occur, or that the U.S. economy will fully recover, either of which could materially and adversely affect our business.

**If we are unable to develop our communities successfully or within expected time-frames, our results of operations could be adversely affected.**

Although our preference is to acquire finished lots, from time to time, we may also acquire property that requires further development before we can begin building homes. When a community requires additional developments, we devote substantial time and capital in order to obtain development approvals, acquire land and construct significant portions of project infrastructure and amenities before the community generates any revenue. In addition, our land bank option contracts often include interest provisions under which delays in land development and/or longer land takedown periods cause us to incur additional cost. It can take several years from the time we acquire control of an undeveloped property to the time we make our first home sale on the site. Delays in the development of communities, including delays associated with subcontractors performing the development activities or entitlements, expose us to the risk of changes in market conditions for homes. A decline in our ability to develop and market one of our new undeveloped communities successfully and to generate positive cash flow from these operations in a timely manner could have a material adverse effect on our business and results of operations and on our ability to service our debt and to meet our working capital requirements. In addition, higher than expected absorption rates in existing communities may result in lower than expected inventory levels until the development for replacement communities is completed.

**We may be unable to obtain suitable bonding for the development of our communities.**

We are often required to provide bonds, letters of credit or guarantees to governmental authorities and others to ensure the completion of our communities. As a result of market conditions, some municipalities and governmental authorities have been reluctant to accept surety bonds and instead require credit enhancements, such as cash deposits or letters of credit, in order to maintain existing bonds or to issue new bonds. If we are unable to obtain required bonds in the future for our communities, or if we are required to provide credit enhancements with respect to our current or future bonds or in place of bonds, our business, prospects, liquidity, financial condition and results of operations could be materially and adversely affected.

**We may suffer significant financial harm and loss of reputation if we do not comply, cannot comply or are alleged to have not complied with applicable laws, rules and regulations concerning our classification and compensation practices for independent contractors.**

Each of our divisions retain retains various independent contractors, either directly or indirectly through third-party entities formed by these independent contractors for their business purposes, including, without limitation, some of our sales agents. With respect to these independent contractors, we are subject to the Internal Revenue Service (the "IRS") regulations and applicable state law guidelines regarding independent contractor classification. These regulations and guidelines are subject to judicial and agency interpretation, and it might be determined that the independent contractor classification is inapplicable to any sales agents, vendors or any other entity characterized as an independent contractor. Further, if legal standards for the classification of independent contractors change or appear to be changing, we may need to modify our compensation and benefits structure for such independent contractors, including by paying additional compensation or reimbursing expenses.

There can be no assurance that legislative, judicial, administrative or regulatory (including tax) authorities will not introduce proposals or assert interpretations of existing rules and regulations that would change the independent contractor classification of any individual or vendor currently characterized as independent contractors doing business with us. Although management believes that there are no proposals currently pending that would significantly change the independent contractor classification, potential changes, if any, with respect to such classification could have a significant effect on our operating model. Further, the costs associated with any such potential changes could have a significant effect on our results of operations and financial condition if we were unable to pass through an increase in price corresponding to such increased costs to our customers. Additionally, we could incur substantial costs, penalties and damages, including back pay, unpaid benefits, taxes, expense reimbursement and attorneys' fees in defending future challenges to our employment classification or compensation practices.

***We could be adversely affected by efforts to impose joint employer liability on us for labor law violations committed by our subcontractors.***

Our homes are constructed by employees of subcontractors and other third parties. We do not have the ability to control what these parties pay their employees or the rules they impose on their employees.

However, various governmental agencies have taken actions to hold parties like us responsible for violations of wage and hour laws and other labor laws by subcontractors. Governmental rulings that hold us responsible for labor practices by our subcontractors could create substantial exposures for us under our subcontractor relationships, which could have a material adverse impact on our business, prospects, liquidity, financial condition and results of operations.

***Poor relations with the residents of our communities could negatively impact sales, which could cause our revenues or results of operations to decline.***

Residents of communities we develop rely on us to resolve issues or disputes that may arise in connection with the operation or development of their communities. Efforts made by us to resolve these issues or disputes could be deemed unsatisfactory by the affected residents, and subsequent actions by these residents could adversely affect our sales or our reputation. In addition, we could be required to make material expenditures related to the settlement of such issues or disputes or to modify our community development plans, which could adversely affect our results of operations.

***Our joint venture investments could be adversely affected by our lack of sole decision-making authority, our reliance on the financial condition of our joint venture partners***

***Strategic and disputes between us and our joint venture partners.***

We have in the past and may in the future co-invest with third parties through partnerships, joint ventures or other entities, acquiring non-controlling interests in, or sharing responsibility for managing the affairs of, a land acquisition and/or a development. In this event, we would not be in a position to exercise sole decision-making authority regarding the acquisition and/or development, and our investment may be illiquid due to our lack of control. Investments in partnerships, joint ventures or other entities may, under certain circumstances, involve incremental risks from involving a third party, including the possibility that our joint venture partners might become bankrupt, fail to fund their share of required capital contributions, make poor business decisions or block or delay necessary decisions. Our joint venture partners may have economic or other business interests or goals that are inconsistent with our business interests or goals and may be in a position to take actions contrary to our policies or objectives. Such investments may also have the potential risk of impasses on decisions, such as a sale, because neither we nor our joint venture partners would have full control over the land acquisition or development. Disputes between us and our joint venture partners may result in litigation or arbitration that would increase our expenses and prevent our officers and/or directors from focusing their time and effort on our business. In addition, we may be liable for the actions of our joint venture partners in certain circumstances.

***There are various potential conflicts of interest in our relationship with DF Capital and certain of its managed funds, including with certain of our executive officers and directors who are investors in certain funds managed by DF Capital, which could result in decisions that are not in the best interest of our stockholders.***

Conflicts of interest may exist or could arise in the future with DF Capital and certain of its managed funds, including with certain of our executive officers and director nominees who are also investors in certain funds managed by DF Capital. Once a potential lot acquisition that requires a significant upfront commitment of capital is approved by our land acquisition committee, we seek a land bank partner. Historically, we have provided, and we expect to continue to provide DF Capital with the opportunity to have one of its managed funds participate in transactions that require additional funding. Such transactions may not be on terms that are as attractive as those we might be able to achieve if we sought other partners. If DF Capital does not wish to participate in and finance the transaction, we turn to other potential financing sources. Conflicts with DF Capital and certain of its managed funds may include, without limitation: conflicts arising from the enforcement of agreements between us and DF Capital and/or certain of its managed funds; conflicts in determining whether to offer DF Capital the opportunity to participate in a potential lot acquisition financing; if DF Capital does participate, conflicts in determining the terms of the financing; and conflicts in future transactions that we may pursue with DF Capital and/or one of its managed funds.

## Financial Risks

***Our future success depends upon our ability to successfully adapt our business strategy to changing home buying patterns and trends.***

Future home buying patterns and trends could reduce the demand for our homes and, as a result, could have a material adverse effect on our business and results of operations. Part of our business strategy is to offer homes that appeal to a broad range of entry-level and move-up homebuyers based in each local market in which we operate. However, given the significant increases in average home sales prices across our markets and the anticipated increased demand for more affordable homes due to generational shifts, changing demographics and other factors, we have increased our focus on offering more affordable housing options in our markets. We believe that, due to anticipated generational shifts, changing demographics and other factors, the demand for more affordable homes will increase.

## Strategic Risks Related to Our Business

***We cannot make any assurances that our growth or expansion strategies will be successful, and we may incur a variety of costs to engage in such strategies, including through targeted acquisitions, and the anticipated benefits may never be realized.***

We have expanded our business through selected investments in new geographic markets and by diversifying our products in certain markets. Investments in land, developed lots and home inventories can expose us to risks of economic loss and inventory impairments if housing conditions weaken or we are unsuccessful in implementing our

growth strategies. Our long-term success and growth strategies depend in part upon continued availability of suitable land at acceptable prices. The availability of land, lots and home inventories for purchase at favorable prices depends on a number of factors outside of our control. We may compete for available land with entities that possess significantly greater financial, marketing and other resources. In addition, some state and local governments in markets where we operate have approved, and others may approve, slow-growth or no-growth initiatives and other ballot measures that could negatively impact the availability of land and building opportunities within those areas. Approval of these initiatives could adversely affect our ability to build and sell homes in the affected markets and/or could require the satisfaction of additional administrative and regulatory requirements, which could result in slowing the progress or increasing the costs of our homebuilding operations in these markets. Finally, our ability to begin new projects could be negatively impacted if we elect not to purchase land under our land banking option contracts.

We intend to grow our operations in existing markets, and we may expand into new markets or pursue opportunistic purchases of other homebuilders on attractive terms as such opportunities arise. We may be unable to achieve the anticipated benefits of any such growth or expansion, including through targeted acquisitions or through efficiencies that we may be unable to achieve, the anticipated benefits may take longer to realize than expected, or we may incur greater costs than expected in attempting to achieve the anticipated benefits. In such cases, we will likely need to employ additional personnel or consultants that are knowledgeable about such markets. There can be no assurance that we will be able to employ or retain the necessary personnel to successfully implement a disciplined management process and culture with local management, that our expansion operations will be successful or that we will be able to successfully integrate any acquired homebuilder. This could disrupt our ongoing operations and divert management resources that would otherwise focus on developing our existing business.

We may develop more communities in which we build townhomes in addition to single-family homes or sell homes to investors or portfolio management companies under built-for-rent or other purposes. We can give no assurance that we will be able to successfully identify, acquire or implement these new strategies in the future. Accordingly, any such expansion, including through acquisitions, could expose us to significant risks beyond those associated with operating our existing business and may adversely affect our business, prospects, liquidity, financial condition and results of operations.

***We may not be able to complete or successfully integrate our recent acquisitions or any potential future acquisitions or experience challenges in realizing the expected benefits of each such acquisition.***

From time-to-time, we may evaluate possible acquisitions, some of which may be material. For example, in May 2019, we acquired Village Park Homes, in October 2020, we acquired H&H Homes, in January 2021, we acquired Century Homes, and in October 2021, we acquired MHI, in each case acquire other businesses to significantly expand our presence in new and existing geographic markets. These and potential future acquisitions may pose significant risks to our existing operations if they cannot be successfully integrated. These acquisitions would place additional demands on our managerial, operational, financial and other resources and create operational complexity requiring additional personnel and other resources.

In addition, we may not be able to successfully finance or integrate any businesses that we acquire. Furthermore, the integration of any acquisition may divert management's time and resources from our core business and disrupt our operations. Moreover, even if we were successful in integrating newly acquired businesses or assets, expected synergies or cost savings may not materialize, resulting in lower than expected benefits to us from such transactions. We may spend time and money on projects that do not increase our revenue. Additionally, when making acquisitions, it may not be possible for us to conduct a detailed investigation of the nature of the business or assets being acquired, for instance, due to time constraints in making the decision and other factors. We may become responsible for additional liabilities or obligations not foreseen at the time of an acquisition. To the extent we pay the purchase price of an acquisition in cash, such an acquisition would reduce our cash reserves, and, to the extent the purchase price of an acquisition is paid with our stock, such an acquisition could be dilutive to our stockholders. To the extent we pay the purchase price of an acquisition with proceeds from incurring debt, such an acquisition would increase our level of indebtedness and interest expense and could negatively affect our liquidity and restrict our operations.

Further, to the extent that a portion of the purchase price of an acquisition is paid in the form of an earn out on future financial results, the success of such an acquisition will not be fully realized by us for a period of time as it is shared with the sellers. In addition, changes to the fair value of estimated earn out payments could significantly impact our results of operations. All of the above risks could have a material adverse effect on our business, prospects, liquidity, financial condition and results of operations.

***Our joint venture investments could be adversely affected by our lack of sole decision-making authority, our reliance on the financial condition of our joint venture partners and disputes between us and our joint venture partners.***

We have in the past, and may in the future, co-invest with third parties through partnerships, joint ventures or other entities, acquiring noncontrolling interests in, or sharing responsibility for managing the affairs of, a land acquisition and/or a development. In this event, we would not be in a position to exercise sole decision-making authority regarding the acquisition and/or development, and our investment may be illiquid due to our lack of control. Investments in partnerships, joint ventures or other entities may, under certain circumstances, involve incremental risks from involving a third party, including the possibility that our joint venture partners might become bankrupt, fail to fund their share of required capital contributions, make poor business decisions or block or delay necessary decisions. Our joint venture partners may have economic or other business interests or goals that are inconsistent with our business interests or goals and may be in a position to take actions contrary to our policies or objectives. Such investments may also have the potential risk of impasses on decisions, such as a sale, because neither we nor our joint venture partners would have full control over the land acquisition or development. Disputes between us and our joint venture partners may result in litigation or arbitration that would increase our expenses and prevent our officers and/or directors from focusing their time and effort on our business. In addition, we may be liable for the actions of our joint venture partners in certain circumstances.

***There are various potential conflicts of interest in our relationship with DF Capital and certain of its managed funds, including with certain of our executive officers and directors who are investors in certain funds managed by DF Capital, which could result in decisions that are not in the best interest of our stockholders.***

Conflicts of interest may exist or could arise in the future with DF Capital and certain of its managed funds, including with certain of our executive officers and directors who are also investors in certain funds managed by DF Capital. Once a potential lot acquisition that requires a significant upfront commitment of capital is approved by our land acquisition committee, we seek a land bank partner. Historically, we have provided, and we expect to continue to provide DF Capital with the opportunity to have one of its managed funds participate in transactions that require additional funding. Such transactions may not be on terms that are as attractive as those we might be able to achieve if we sought other partners. If DF Capital does not wish to participate in and finance the transaction, we turn to other potential financing sources. Conflicts with DF Capital and certain of its managed funds may include, without limitation: conflicts arising from the enforcement of agreements between us and DF Capital and/or certain of its managed funds; conflicts in determining whether to offer DF Capital the opportunity to participate in a potential lot acquisition financing; if DF Capital does participate, conflicts in determining the terms of the financing; and conflicts in future transactions that we may pursue with DF Capital and/or one of its managed funds.

***Interest expense on debt we incur may limit our cash available to fund our growth strategies.***

If our operations do not generate sufficient cash from operations at levels currently anticipated, we may seek additional capital in the form of debt financing. Our current indebtedness includes, and any additional indebtedness we subsequently incur may have, a floating rate of interest.

Higher interest rates could increase debt service requirements on our current floating rate indebtedness, and on any floating rate indebtedness we subsequently incur, and could reduce funds available for operations, future business opportunities or other purposes. If we need to repay existing indebtedness during periods of rising interest rates, we could be required to refinance our then-existing indebtedness on unfavorable terms or liquidate one or more of our assets to repay such indebtedness at times that may not permit realization of the maximum return on such assets and could result in a loss. The occurrence of either such event or both could materially and adversely affect our cash flows and results of operations.

***Our ability to access and obtain capital in the future could be adversely affected as a result of a downgrade in any of our credit ratings.***

Our ability to access and obtain financing on favorable terms is a key component of the Company's operating capacity. If negative rating actions, including downgrades, were to occur for either the Company's corporate credit rating or the credit ratings for our senior unsecured notes, it could impact our access to new debt or result in less-than-favorable terms for any future debt obtained, such as harsher covenants, increased cost to obtain new debt and higher interest rates. Either scenario could result in a material adverse effect on liquidity, financial condition and results of operations, which could serve to further compound negative rating actions and their effects on our business.

***Our current financing arrangements contain, and our future financing arrangements likely will contain, restrictive covenants.***

Our current financing agreements contain, and the financing arrangements we enter into in the future likely will contain, covenants that limit our ability to do certain things. For instance, our credit agreement requires the Company to meet certain financial ratios and comply with covenants, such as a maximum debt to capitalization ratio, minimum interest coverage ratios and minimum liquidity ratios. Furthermore, the Company issued senior unsecured notes in August 2023 which were issued pursuant to an indenture (the "Indenture"). In addition to customary events of default, the Indenture contains certain restrictive covenants that, among other things, limit our ability to incur or guarantee certain indebtedness, issue certain equity interests or engage in certain capital stock transactions, and impose constraints concerning mergers, consolidations, and asset transfers.

If we fail to meet or satisfy any of these provisions, we would be in default under such financing agreement and our lenders could elect to declare outstanding amounts due and payable and terminate their commitments. A default also could significantly limit our financing alternatives, which could cause us to curtail our investment activities and/or dispose of assets when we otherwise would not choose to do so. In addition, future indebtedness we obtain may contain financial covenants limiting our ability to, for example, incur additional indebtedness, make certain investments, reduce liquidity below certain levels and pay dividends to our stockholders and otherwise affect our operating policies.

If we default on one or more of our debt agreements, it could have a material adverse effect on our business, prospects, liquidity, financial condition and results of operations.

***Adverse developments affecting financial institutions, including bank failures, could adversely affect our liquidity and financial performance.***

We have undrawn committed funding from numerous financial institutions under our syndicated revolving line of credit. Additionally, we may hold domestic cash deposits in Federal Deposit Insurance Corporation ("FDIC") insured banks which exceed the FDIC insurance limits. Bank failures, events involving limited liquidity, defaults, non-performance, or other adverse developments that affect financial institutions, or concerns or rumors about such events, may lead to liquidity constraints. The failure of banks, or other adverse conditions in the financial or credit markets impacting financial institutions at which we maintain balances, or have undrawn commitments under our revolving line of credit, could adversely impact our liquidity and financial performance. There can be no assurance other financial institutions would provide replacement commitments under our line of credit or that our deposits in excess of the FDIC or other comparable insurance limits will be backstopped by the U.S. or that any bank or financial institution with which we do business will be able to obtain needed liquidity from other banks, government institutions, or by acquisition in the event of a failure or liquidity crisis. Adverse developments affecting financial institutions, including bank failures, could adversely affect our liquidity and financial performance.

***Volatility in the credit and capital markets may impact our cost of capital and our ability to access necessary financing and the difficulty in obtaining sufficient capital could prevent us from acquiring lots for construction or increase costs and delays in the completion of our homes under construction.***

If we require working capital greater than that provided by our operations and our credit facilities, we may be required to increase the amount available under the facilities or to seek alternative financing, which might not be available on terms that are favorable or acceptable or at all. If we are required to seek financing to fund our working capital requirements, volatility in credit or capital markets may restrict our flexibility to successfully obtain additional financing on terms acceptable to us, or at all. If we are at any time unsuccessful in obtaining sufficient capital to fund our planned homebuilding expenditures, we may experience a substantial delay in the completion of homes then under

construction, or we may be unable to control or purchase finished lots. Any delay could result in cost increases and could have a material adverse effect on our sales, profitability, stock performance, cash flows and ability to service our debt obligations. We have access to the committed funds under our Credit Agreement, which is a senior unsecured revolving credit facility. Another source of liquidity includes our ability to use letters of credit and surety bonds. These letters of credit and surety bonds relate to certain performance-related obligations and serve as security for certain land option contracts. The majority of these letters of credit and surety bonds are in support of our land development and construction obligations to various municipalities, other government agencies and utility companies related to the construction of roads, sewers and other infrastructure. As of December 31, 2023, we had outstanding letters of credit and surety bonds totaling \$1 million and \$195 million, respectively. These letters of credit and surety bonds are generally subject to certain financial covenants and other limitations.

If we are unable to obtain letters of credit or surety bonds when required, or the conditions imposed by issuers increase significantly, our liquidity and results of operations could be adversely affected.

**Access to financing sources may not be available on favorable terms, or at all, especially in light of current market conditions, which could adversely affect our ability to maximize our returns.**

Our access to additional third-party sources of financing will depend, in part, on:

- general market conditions;
- the current interest rates;
- the market's perception of our growth potential;
- with respect to land acquisition and/or development financing, the market's perception of the value of the land parcels to be acquired and/or developed;
- our current debt levels;
- our current and expected future earnings;
- our cash flow; and
- the market price per share of our common stock.

The global credit and equity markets and the overall economy can be extremely volatile, which could have a number of adverse effects on our operations and capital requirements. For the past decade, the domestic financial markets have experienced a high degree of volatility, uncertainty and, during certain periods, tightening of liquidity in both the high yield debt and equity capital markets, resulting in certain periods when new capital has been both more difficult and more expensive to access. If we are unable to access the credit markets, we could be required to defer or eliminate important business strategies and growth opportunities in the future. In addition, if there is prolonged volatility and weakness in the capital and credit markets, potential lenders may be unwilling or unable to provide us with financing that is attractive to us or may increase collateral requirements or may charge us prohibitively high fees in order to obtain financing. Consequently, our ability to access the credit market in order to attract financing on reasonable terms may be adversely affected. Investment returns on our assets and our ability to make acquisitions could be adversely affected by our inability to secure additional financing on reasonable terms, if at all.

Depending on market conditions at the relevant time, we may have to rely more heavily on additional equity financings or on less efficient forms of debt financing that require a larger portion of our cash flow from operations, thereby reducing funds available for our operations, future business opportunities and other purposes. We may not have access to such equity or debt capital on favorable terms at the desired times, or at all.

#### **Risks Related to Our Organization and Structure**

***We depend on key management personnel and other experienced employees.***

Our success depends to a significant degree upon the contributions of certain key management personnel, including, but not limited to, Patrick Zalupski, our founder, President, Chief Executive Officer and Chairman of our Board of Directors, our Senior Vice President and Chief Operating Officer, Doug Moran, and our Senior Vice President and Chief Financial Officer, Anabel Fernandez. Although we have entered into employment agreements with Mr. Zalupski, Mr. Moran and Ms. Fernandez, there is no guarantee that Mr. Zalupski, Mr. Moran or Ms. Fernandez will remain employed by us. Our ability to retain our key management personnel or to attract suitable replacements should any members of our management team leave is dependent on the competitive nature of the employment market. The loss of services from key management personnel or a limitation in their availability could materially and adversely impact our business, prospects, liquidity, financial condition and results of operations. Further, such a loss could be negatively perceived in the capital markets. We have obtained key man life insurance that would provide us with proceeds in the event of the death or disability of the Chief Executive Officer and/or the Chief Operating Officer.

Experienced employees in the homebuilding, land acquisition, development and construction industries are fundamental to our ability to generate, obtain and manage opportunities. In particular, local knowledge and relationships are critical to our ability to source attractive land acquisition opportunities. Experienced employees working in the homebuilding, development and construction industries are highly sought after. Failure to attract and retain such personnel or to ensure that their experience and knowledge is not lost when they leave the business through retirement, redundancy or otherwise may adversely affect the standards of our service and may have an adverse impact on our business, prospects, liquidity, financial condition and results of operations.

***Our current financing arrangements contain, and our future financing arrangements likely will contain, restrictive covenants.***

Our current financing agreements contain, and the financing arrangements we enter into in the future likely will contain, covenants that limit our ability to do certain things. For instance, our Credit Agreement requires the Company to meet certain financial ratios and comply with covenants, such as maximum debt to capitalization ratio, minimum interest coverage ratios and minimum liquidity ratios.

If we fail to meet or satisfy any of these provisions, we would be in default under such financing agreement and our lenders could elect to declare outstanding amounts due and payable and terminate their commitments. A default also could significantly limit our financing alternatives, which could cause us to curtail our investment activities and/or dispose of assets when we otherwise would not choose to do so. In addition, future indebtedness we obtain may contain financial covenants limiting our ability to, for example, incur additional indebtedness, make certain investments, reduce liquidity below certain levels and pay dividends to our stockholders and otherwise affect our operating policies.

If we default on one or more Mr. Zalupski owns a significant amount of our debt agreements, it could have a material adverse effect on our business, prospects, liquidity, financial condition and results of operations.

**Mr. Zalupski has the ability to direct the voting of a majority of the voting power of our common stock and his interests may conflict with those of our other stockholders.**

Our common stock consists of two classes: Class A and Class B. Holders of Class A common stock are entitled to one vote per share, and holders of Class B common stock are entitled to three votes per share. Holders of Class A common stock and Class B common stock vote together as a single class on all matters presented to our stockholders for their vote or approval, except as otherwise required by applicable law or our certificate of incorporation. Mr. Zalupski, our founder, President, Chief Executive Officer and Chairman of our the Board of Directors, owns, through personal holdings and an entity that he controls, 100% of our Class B common stock (representing approximately 85% of the total combined voting power of our Class A and Class B common stock as of December 31, 2022 December 31, 2023).

As a result, Mr. Zalupski is able to control matters requiring stockholder approval, including the election and removal of directors, changes to our organizational documents and significant corporate transactions, including any merger, consolidation or sale of all or substantially all of our assets. This concentration of ownership makes it unlikely that any holder or group of holders of our Class A common stock will be able to affect the way we are managed or the direction of our business. The interests of Mr. Zalupski with respect to matters potentially or actually involving or affecting us, such as future acquisitions, financings and other corporate opportunities and attempts to acquire us, may conflict with the interests of our other stockholders. Mr. Zalupski would have to approve any potential acquisition of us. The existence of significant stockholders may have the effect of deterring hostile takeovers, delaying or preventing changes in control or changes in management or limiting the ability of our other stockholders to approve transactions that they may deem to be in our best interests. Mr. Zalupski's concentration of stock ownership may also adversely affect the trading price of our Class A common stock to the extent investors perceive a disadvantage in owning stock of a company with significant stockholders.

**Sales of shares pledged for margin loans by our directors and officers could cause our stock price to decrease.**

Under the Dream Finders Homes, Inc. Insider Trading Policy ("our Insider Trading Policy"), our directors, officers and employees can pledge shares of our common stock as collateral for a loan or hold shares of our common stock in a margin account if the value of Company securities held in one or more margin accounts does not exceed 30% of the total value of all of the Company securities owned by the shareholder at the time such loan or loans (individually or in the aggregate) are originated and the director, officer or employee obtains pre-clearance from the designated compliance officer. As of December 31, 2023, Mr. Zalupski had 17,500,000 shares of our Class B common stock pledged as security for a margin loan. In the event that such margin loan (or any other margin loan by an officer or director) were to be called and the shares of common stock were sold on the open market by the lender, the price of our common stock would likely decline materially.

**Certain of our directors have significant duties with, and spend significant time serving, entities that may compete with us in seeking acquisitions and business opportunities and, accordingly, may have conflicts of interest in pursuing business opportunities.**

Certain of our directors hold positions of responsibility with other entities whose businesses are involved in certain aspects of the real estate industry, including in DF Capital, with which we partner for certain land banking opportunities. These directors may become aware of business opportunities that may be appropriate for presentation to us, as well as to the other entities with which they are or may become affiliated. Due to these existing and potential future affiliations, they may present potential business opportunities to other entities prior to presenting them to us, which could cause additional conflicts of interest. They may also decide that certain opportunities are more appropriate for other entities with which they are affiliated, and, as a result, they may elect not to present those opportunities to us. These conflicts of interest may not be resolved in our favor.

**Our amended and restated certificate of incorporation designates the Court of Chancery of the State of Delaware as the sole and exclusive forum for certain types of actions and proceedings that may be initiated by our stockholders, which could limit our stockholders' ability to obtain a favorable judicial forum for disputes with us or our directors, officers, employees or agents.**

Our amended and restated certificate of incorporation provides that, unless we consent in writing to the selection of an alternative forum, the Court of Chancery of the State of Delaware will, to the fullest extent permitted by applicable law, be the sole and exclusive forum for (i) any derivative action or proceeding brought on our behalf, (ii) any action asserting a claim of breach of a fiduciary duty owed by any of our directors, officers, employees or agents to us or our stockholders, (iii) any action asserting a claim arising pursuant to any provision of the Delaware General Corporation Law, our amended and restated certificate of incorporation or our bylaws or (iv) any action asserting a claim against us that is governed by the internal affairs doctrine, in each such case subject to such Court of Chancery having personal jurisdiction over the indispensable parties named as defendants therein. Any person or entity that purchases or otherwise acquires any interest in shares of our capital stock are deemed to have notice of, and consented to, the provisions of our amended and restated certificate of incorporation described in the preceding sentence. This choice of forum provision may limit a stockholders' ability to bring a claim in a judicial forum that it finds favorable for disputes with us or our directors, officers, employees or agents, which may discourage such lawsuits against us and such persons.



Alternatively, if a court were to find these provisions of our amended and restated certificate of incorporation inapplicable to, or unenforceable in respect of, one or more of the specified types of actions or proceedings, we may incur additional costs associated with resolving such matters in other jurisdictions, which could adversely affect our business, financial condition or results of operations.

***We have not declared or paid cash dividends on our Class A common stock and we cannot assure that cash dividends will be paid.***

Consequently, a return may only be achieved on an investment if the price of the Class A common stock appreciates and the Class A common stock is sold at a price greater than what was paid for it. There is no guarantee that the price of the Class A common stock that will prevail in the market will ever exceed the price that was paid.

***Provisions in our charter documents or Delaware law, as well as Mr. Zalupski's beneficial ownership of all of our outstanding Class B common stock, could discourage acquisition bids or merger proposals, which may adversely affect the market price of our Class A common stock.***

Some provisions of our amended and restated certificate of incorporation and amended and restated bylaws could make it more difficult for a third party to acquire control of us, even if the change of control would be beneficial to our stockholders, including:

- providing that the Board of Directors is expressly authorized to determine the size of our Board of Directors;
- limiting the ability of our stockholders to call special meetings;
- establishing advance notice provisions for stockholder proposals and nominations for elections to the Board of Directors to be acted upon at meetings of stockholders;
- providing that the Board of Directors is expressly authorized to adopt, or to alter or repeal, our bylaws; and
- establishing advance notice and certain information requirements for nominations for election to our Board of Directors or for proposing matters that can be acted upon by stockholders at stockholder meetings.

Mr. Zalupski, through his beneficial ownership of all of our outstanding Class B common stock as of December 31, 2022 December 31, 2023, controls approximately 85% of the total combined voting power of our outstanding Class A and Class B common stock, which gives him the ability to prevent a potential takeover of our company. If a change of control or change in management is delayed or prevented, the market price of our Class A common stock could decline.

In addition, some of the restrictive covenants contained in our various financing agreements may delay or prevent a change in control.

***We are a "controlled company" within the meaning of the NYSE New York Stock Exchange rules, which allows us to rely on exemptions from certain corporate governance requirements.***

Mr. Zalupski beneficially owns a majority of our outstanding voting interests. As a result, we are a "controlled company" within the meaning of the NYSE New York Stock Exchange ("NYSE") corporate governance standards. Under the NYSE rules, a company of which more than 50% of the voting power is held by another person or group of persons acting together is a "controlled company" and may elect not to comply with certain NYSE corporate governance requirements, including the requirements that:

- a majority of such company's board of directors consist of independent directors;
- such company have a nominating and governance committee that is composed entirely of independent directors;
- such company have a compensation committee that is composed entirely of independent directors; and
- such company conduct an annual performance evaluation of the nominating and governance and compensation committees.

These requirements will not apply to us as long as we remain a controlled company. Accordingly, the same protections afforded to stockholders of companies that are subject to all of the NYSE corporate governance requirements are not afforded to our Class A common stockholders.

***The dual class structure of our common stock may adversely affect the trading market for our Class A common stock.***

We cannot predict whether our dual class structure, combined with the concentrated control of Mr. Zalupski, will result in a lower or more volatile market price of our Class A common stock, or in adverse publicity or other adverse consequences. In July 2017, S&P Dow Jones Indices and FTSE International Limited the past, some index providers have announced changes to their eligibility criteria for the inclusion of shares of public companies restrictions on certain indices, including the Russell 2000, the S&P 500, the S&P

MidCap 400 and the S&P SmallCap 600, to exclude companies with multiple classes class share structures in certain of shares of common their indices, although in some instances, those restrictions have been reversed. For example, in April 2023, S&P Dow Jones Indices announced that companies with multiple share class structures will be considered eligible for certain indices.

While other indices have also reversed course on multi-class stock from being added to these indices. As a result, our dual class capital structure makes restrictions and/or bans, we cannot predict whether indices will reinstate or announce such policies in the future, making us ineligible for inclusion in any certain indices. Given the sustained flow of investment funds into passive strategies that seek to track certain indices, exclusion from certain stock indices would likely preclude investment by many of these indices, and mutual funds, exchange-traded funds and other investment vehicles that attempt to passively track these indices will not be investing in our stock.

Furthermore, we cannot ensure that other stock indices will not take a similar approach to S&P Dow Jones or FTSE Russell in the future. Exclusion from indices could would make our Class A common stock less attractive to investors, and, as other investors. As a result, the market trading price and volume of our Class A common stock could be adversely affected.

**We have not declared or paid cash dividends on our Class A common stock and we cannot assure that cash dividends will be paid.**

Consequently, a return may only be achieved on an investment if the price of the Class A common stock appreciates and the Class A common stock is sold at a price greater than what was paid for it. There is no guarantee that the price of the Class A common stock that will prevail in the market will ever exceed the price that was paid.

**If securities or industry analysts do not publish research or reports about our business, they adversely change their recommendations regarding our Class A common stock or our operating results do not meet their expectations, our stock price could decline.**

The trading market for our Class A common stock will be influenced by the research and reports that industry or securities analysts publish about us or our business. If one or more of these analysts cease coverage of our company or fail to publish reports on us regularly, we could lose visibility in the financial markets, which in turn could cause our stock price or trading volume to decline. Moreover, if one or more of the analysts who cover our company downgrades our Class A common stock, or if our operating results do not meet their expectations, our stock price could decline.

**Our share buyback program that was approved by the Board in June 2023 could affect our stock price and increase its volatility, and may reduce the market liquidity for our stock. The share buyback program may also materially impact the Company's liquidity.**

Repurchases pursuant to the share buyback program entered into in June 2023, or any other share buyback program we adopt in the future, could affect our stock price and increase its volatility and may reduce the market liquidity for our stock. The existence of a share buyback program could also cause our stock price to be higher than it would be in the absence of such a program. Additionally, these repurchases will diminish our cash and may subject us to additional taxes, which could impact our ability to pursue possible future strategic opportunities and acquisitions and would result in lower overall returns on our cash balances. There can be no assurance that any share repurchases will, in fact, occur, or, if they occur, that they will enhance stockholder value. Although share buyback programs are intended to enhance long-term stockholder value, short-term stock price fluctuations could reduce the effectiveness of these repurchases.

**Our Class A and B common stock rank junior to our Convertible Preferred Stock convertible preferred stock with respect to dividends and amounts payable in the event of our liquidation, dissolution or winding-up of our affairs.**

On September 29, 2021, we sold 150,000 shares of convertible preferred stock with an initial liquidation preference of \$1,000 per share, for an aggregate purchase price of \$150 million. Our Class A and B common stock rank junior to our Convertible Preferred Stock, convertible preferred stock, with respect to the payment of dividends and amounts payable in the event of our liquidation, dissolution or winding-up of our affairs. Upon our liquidation, dissolution or winding up, each share of Convertible Preferred Stock convertible preferred stock will be entitled to receive an amount per share equal to the initial liquidation preference of \$1,000 per share, subject to adjustment, plus all accrued and unpaid dividends thereon, which dividends accrue at a rate equal to of 9% per annum. No distribution of our assets may be made to holders of our Class A and B common stock until we have paid to holders of our Convertible Preferred Stock convertible preferred stock such liquidation preference. In addition, as a holding company, we are dependent on cash distributions from Dream Finders Homes Holdings, LLC ("DFH LLC LLC") and, thus, our ability to cover our expenses, all applicable taxes payable and dividends, if any, declared by us depends on DFH LLC's ability first to satisfy its obligations to its creditors and make distributions to holders of the Series B preferred units of DFH LLC and then to us.

**Shares of our Convertible Preferred Stock convertible preferred stock are convertible into shares of our Class A common stock in certain circumstances and, upon conversion, will dilute common stock shareholders' percentage of ownership.**

Subsequent to the fifth anniversary of its issuance (or earlier in the event of our non-compliance with a protective covenant), a holder can convert the Convertible Preferred Stock convertible preferred stock into shares of Class A common stock at a conversion price that will be based on the average of the trailing 90 days' closing last reported sales price of the Company's Class A common stock for the ninety trading days immediately preceding but not including the date of the Optional Conversion Notice (as defined in the certificate of designations for the convertible preferred stock), less 20% of the aforementioned average (increasing to 25% in the event of non-compliance with a protective covenant) and subject to a floor conversion price of \$4.00. Although we intend to call the shares of Convertible Preferred Stock convertible preferred stock for redemption prior to their conversion, in the event the shares of Convertible Preferred Stock convertible preferred stock are converted into shares of Class A common stock, such issuance will cause substantial dilution to the holders of our common stock.

**Certain rights of the holders of the Convertible Preferred Stock convertible preferred stock could delay or prevent an otherwise beneficial takeover or takeover attempt of us.**

Certain rights of the holders of the Convertible Preferred Stock convertible preferred stock could make it more difficult or more expensive for a third party to acquire us. If we undergo a Change of Control (as defined in the certificate of designations for the Convertible Preferred Stock) convertible preferred stock), we must redeem all of the shares of Convertible Preferred Stock convertible preferred stock for cash consideration equal to the initial liquidation preference of \$1,000 per share, subject to adjustment, plus all accrued



and unpaid dividends thereon, plus if the Change of Control occurs before the fourth anniversary of the date of issuance, a premium equal to the dividends that would have accumulated on such share from and after the date of the Change of Control and through the fourth anniversary of the date of issuance of the **Convertible Preferred Stock**. convertible preferred stock.

**Interest expense on debt we incur may limit our cash available to fund our growth strategies.**

If our operations do not generate sufficient cash from operations at levels currently anticipated, we may seek additional capital in the form of debt financing. Our current indebtedness includes, and any additional indebtedness we subsequently incur may have, a floating rate of interest.

Higher interest rates could increase debt service requirements on our current floating rate indebtedness, and on any floating rate indebtedness we subsequently incur, and could reduce funds available for operations, future business opportunities or other purposes. If we need to repay existing indebtedness during periods of rising interest rates, we could be required to refinance our then-existing indebtedness on unfavorable terms or liquidate one or more of our assets to repay such indebtedness at times that may not permit realization of the maximum return on such assets and could result in a loss. The occurrence of either such event or both could materially and adversely affect our cash flows and results of operations.

**If we fail to maintain an effective system of internal controls, we may not be able to accurately determine our financial results or prevent fraud. As a result, our stockholders could lose confidence in our financial results, which could materially and adversely affect us.**

Effective internal controls are necessary for us to provide reliable financial reports and effectively prevent fraud. There is no assurance that material weaknesses or significant deficiencies in internal controls will not be identified in the future or that we will be successful in adequately remediating any such material weaknesses and significant deficiencies. We may in the future discover areas of our internal controls that need improvement. We have had material weaknesses in our internal controls in the past and we cannot be certain that we will be successful in maintaining adequate internal control over our financial reporting and financial processes in the future. Furthermore, as we grow our business, including through acquisitions, our internal controls will become more complex, and we will require significantly more resources to ensure our internal controls remain effective. The existence of any material weakness or significant deficiency would require management to devote significant time and incur significant expense to remediate any such material weaknesses or significant deficiencies, and management may not be able to remediate any such material weaknesses or significant deficiencies in a timely manner. The existence of any material weakness in our internal control over financial reporting could also result in errors in our financial statements that could require us to restate our financial statements, cause us to fail to meet our reporting obligations, subject us to investigations from regulatory authorities or cause stockholders to lose confidence in our reported financial information, all of which could materially and adversely affect us.

## General Risk Factors

**Information system failures, cyber incidents or breaches in security could adversely affect us.**

We rely on accounting, financial, operational, management and other information systems to conduct our operations. Our information systems are subject to damage or interruption from power outages, computer and telecommunication failures, computer viruses, security breaches, including malware and phishing, cyberattacks, natural disasters, usage errors by our employees and other related risks. Any cyber incident or attack or other disruption or failure in these information systems, or other systems or infrastructure upon which they rely, could adversely affect our ability to conduct our business and could have a material adverse effect on our business, prospects, liquidity, financial condition and results of operations. Furthermore, any failure or security breach of information systems or data could result in a violation of applicable privacy and other laws, significant legal and financial exposure, damage to our reputation or a loss of confidence in our security measures, which could harm our business and could have a material adverse effect on our business, prospects, liquidity, financial condition and results of operations. Although we have implemented systems and processes intended to secure our information systems, there can be no assurance that our efforts to maintain the security and integrity of our information systems will be effective or that future attempted security breaches or disruptions would not be successful or damaging.

Presently, we employ a limited array of both traditional and generative artificial intelligence ("AI") solutions for specific sales, administrative, and operational functions, including aiding in the drafting of disclosures subject to management review. It is conceivable that we might integrate further AI solutions into our information systems in the future, potentially assuming a more critical role in our operations over time. The continuous advancement and utilization of technology, encompassing cloud-based computing and AI, introduce possibilities for the inadvertent exposure or misuse of the personal data integral to our business operations, as well as the unintentional disclosure or deliberate destruction of confidential information stored within our systems or those of our third-party providers, via portable media or storage devices. Such occurrences may lead to considerable increases in operational and security expenses, tarnished reputation, regulatory penalties, or expenses related to legal defense. AI programs can incur significant costs and demand substantial expertise for development, pose challenges in setup and management, and necessitate periodic updates.

Competitors or other entities may integrate AI into their information systems and business operations more swiftly or effectively than us, potentially impairing our competitive edge and negatively impacting our financial performance.

Furthermore, our information technology infrastructure requires sustained allocation of substantial resources for the upkeep, safeguarding, and enhancement of existing systems, as well as for the development of new systems. This ensures our ability to keep abreast of ongoing advancements in information processing technology, evolving legal and regulatory standards, the growing imperative to safeguard employee and customer data, shifts in unauthorized data access methods, and the evolving IT demands tied to our expanding product portfolio. There is no guarantee that our endeavors, encompassing system consolidation, fortification, upgrades, and expansion, along with embedding security into the architecture of our information systems, and the development of new systems to match the pace of technological evolution, including generative AI platforms, will yield the desired outcomes or prevent the emergence of additional system-related challenges in the future.

***Our business is subject to complex and evolving U.S. laws and regulations regarding privacy and data protection.***

As part of our normal business activities, we collect and store certain information, including information specific to homebuyers, customers, employees, vendors and suppliers. We may share some of this information with third parties who assist us with certain aspects of our business. The regulatory environment surrounding data privacy and protection is constantly evolving and can be subject to significant change. Laws and regulations governing data privacy and the unauthorized disclosure of confidential information pose increasingly complex compliance challenges and potentially elevate our costs. Any failure, or perceived failure, by us to comply with applicable data protection laws could result in proceedings or actions against us by governmental entities or others, subject us to significant fines, penalties, judgments and negative publicity, require us to change our business practices, increase the costs and complexity of compliance and adversely affect our business. As noted above, we are also subject to the possibility of cyber incidents or attacks, which themselves may result in a violation of these laws. Additionally, if we acquire a company that has violated or is not in compliance with applicable data protection laws, we may incur significant liabilities and penalties as a result.

***Increasing attention to environmental, social and governance matters may impact our business, financial results or stock price.***

In recent years, increasing attention has been given to corporate activities related to environmental, social and governance ("ESG") ESG matters in public discourse and in the investment community. A number of advocacy groups, both domestically and internationally, have campaigned for governmental and private action to promote change at public companies related to ESG matters, including through the investment and voting practices of investment advisers, public pension funds, universities and other members of the investing community.

These activities include increasing attention and demands for action related to climate change and promoting the use of energy saving building materials. A failure to comply with investor or customer expectations and standards, which are evolving, or if we are perceived to not have responded appropriately to the growing concern for ESG issues, regardless of whether there is a legal requirement to do so, could also cause reputational harm to our business and could have a material adverse effect on us. In addition, organizations that provide information to investors on corporate governance and related matters have developed ratings systems for evaluating companies on their approach to ESG matters. These ratings are used by some investors to assist in forming their investment and voting decisions. Unfavorable ESG ratings may lead to increased negative investor sentiment toward us and our industry and to the diversion of investment to other industries, which could have a negative impact on our stock price and our access to and costs of capital.

***Acts of war or terrorism may seriously harm our business.***

Acts of war, any outbreak or escalation of hostilities between the United States and any foreign power or acts of terrorism may cause disruption to the U.S. economy, or the local economies of the markets in which we operate, cause shortages of building materials, increase costs associated with obtaining building materials, result in building code changes that could increase costs of construction, result in uninsured losses, affect job growth and consumer confidence or cause economic changes that we cannot anticipate, all of which could reduce demand for our homes and adversely impact our business, prospects, liquidity, financial condition and results of operations.

***Negative publicity could adversely affect our reputation as well as our business, financial results and stock price.***

Our business success is dependent upon the reputation of the Dream Finders brand and its association with quality and integrity. If we are unable to maintain the position of our brand, our business may be adversely affected, which could result in lower sales and earnings. Unfavorable media related to our industry, company, brands, marketing, personnel, operations, business performance or prospects may affect our stock price and the performance of our business, regardless of its accuracy or inaccuracy. The speed at which negative publicity can be disseminated has increased dramatically with the capabilities of electronic communication, including social media outlets, websites, blogs, newsletters and other digital platforms. Our success in maintaining, extending and expanding our brand image depends on our ability to adapt to this rapidly changing media environment. Adverse publicity or negative commentary from any media outlets could damage our reputation and reduce the demand for our homes, which would adversely affect our business.

***Changes in accounting rules, assumptions and/or judgments could materially and adversely affect us.***

Accounting rules and interpretations for certain aspects of our financial reporting are highly complex and involve significant assumptions and judgment. These complexities could lead to a delay in the preparation and dissemination of our financial statements. Furthermore, changes in accounting rules and interpretations or in our accounting assumptions and/or judgments, such as those related to asset impairments, could significantly impact our financial statements. In some cases, we could be required to apply a new or revised standard retroactively, resulting in restating prior period financial statements. Any of these circumstances could have a material adverse effect on our business, prospects, liquidity, financial condition and results of operations.

Access to financing sources may not be available on favorable terms, or at all, especially in light of current market conditions, which

***Global economic and political instability and conflicts could adversely affect our ability to maximize our returns.***

Our access to additional third-party sources business, financial condition or results of financing will depend, in part, on:

- general market conditions;
- the current interest rates;
- the market's perception of our growth potential; operations.

- the duration and effects of the COVID-19 pandemic;
- with respect to acquisition and/or development financing, the market's perception of the value of the land parcels to be acquired and/or developed;
- our current debt levels;
- our current and expected future earnings;
- our cash flow; and
- the market price per share of our common stock.

The global credit and equity markets and the overall economy can be extremely volatile, which could have a number of adverse effects on our operations and capital requirements. For the past decade, the domestic financial markets have experienced a high degree of volatility, uncertainty and, during certain periods, tightening of liquidity in both the high yield debt and equity capital markets, resulting in certain periods when new capital has been both more difficult and more expensive to access. If we are unable to access the credit markets, we could be required to defer or eliminate important **Our** business strategies and growth opportunities in the future. In addition, if there is prolonged volatility and weakness in the capital and credit markets, potential lenders may be unwilling or unable to provide us with financing that is attractive to us or may increase collateral requirements or may charge us prohibitively high fees in order to obtain financing. Consequently, our ability to access the credit market in order to attract financing on reasonable terms may be adversely affected. Investment returns on our assets and our ability to make acquisitions could be adversely affected by our inability to secure additional financing on reasonable terms, if at all.

Depending on market unstable economic and political conditions at within the relevant time, United States and foreign jurisdictions and geopolitical conflicts, including the continued conflicts between Israel and Hamas and Ukraine and Russia. While we do not have any customer or direct supplier relationships in either country, the current military conflict, and related sanctions, as well as export controls or actions that may have to rely more heavily on additional equity financings or on less efficient forms be initiated by nations (e.g., potential cyberattacks, disruption of debt financing that require a larger portion of our cash flow from operations, thereby reducing funds available for our operations, future business opportunities energy flows, etc.) and other purposes. We may not have access potential uncertainties could adversely affect our supply chain by causing shortages or increases in costs for materials necessary to construct homes and/or increases to the price of gasoline and other fuels. In addition, such equity events could cause higher interest rates, inflation or debt capital on favorable terms at the desired times, or at all.

**If securities or industry analysts do not publish research or reports about general economic uncertainty, which could negatively impact our business they partners, employees or customers or otherwise adversely change their recommendations regarding impact our Class A common stock business.**

**Our business could be materially and adversely disrupted by an epidemic or pandemic, or similar public threat, or fear of such an event, and the measures that federal, state and local governments and other authorities implement to address it.**

An epidemic, pandemic or similar serious public health issue and the measures undertaken by governmental authorities to address it, could significantly disrupt or prevent us from operating our operating results do not meet their expectations, our stock price could decline.

The trading market for our Class A common stock will be influenced by the research and reports that industry or securities analysts publish about us or our business. If one or more of these analysts cease coverage of our company or fail to publish reports on us regularly, we could lose visibility business in the ordinary course for an extended period, and thereby, along with any associated economic and social instability or distress, have a material adverse impact on our business, prospects, liquidity, financial condition and results of operations.

Global and U.S. agencies declared the end of the related emergency from the COVID-19 pandemic in May 2023. This health crisis had far-reaching adverse effects on the global economy, financial markets, and various stakeholders including our employees, customers, suppliers, and other business associates. There is no guarantee that a future outbreak of this or any other widespread epidemics or pandemics will not occur, or that the U.S. economy will fully recover, either of which in turn could cause materially and adversely affect our stock price business.

**Any future government shutdowns or trading volume to decline. Moreover, if one slowdowns may materially adversely affect our business or more of financial results.**

Any future government shutdowns or slowdowns may materially adversely affect our business or financial results. We can make no assurances that potential home closings affected by any such shutdown or slowdown will occur after the analysts who cover our company downgrades our Class A common stock, shutdown or if our operating results do not meet their expectations, our stock price could decline. slowdown has ended.

#### Cautionary Statement about Forward-Looking Statements and Risk Factor Summary

The information in this Annual Report on Form 10-K includes "forward-looking statements." Many statements included in this Annual Report on Form 10-K are not statements of historical fact, including statements concerning our expectations, beliefs, plans, objectives, goals, strategies, future events or performance and underlying assumptions. These statements are "forward-looking statements" within the meaning of the Private Securities Litigation Reform Act of 1995. Actual results may differ materially from those expressed or implied by these statements. Forward-looking statements are inherently subject to risks and uncertainties, some of which cannot be predicted or quantified. Certain, but not necessarily all, of such forward-looking statements can be identified by the use of forward-looking terminology, such as "anticipate," "believe," "continue," "could," "estimate," "expect," "forecast," "goal," "intend," "may," "objective," "plan," "predict," "projection," "should" or "will" or the negative thereof or other comparable terminology. These forward-looking statements include, but are not limited to, statements about:

- our market opportunity and the potential growth of that market;
- trends with respect to interest rates and cancellation rates;
- our strategy, expected outcomes and growth prospects;

- trends in our operations, industry and markets;
- our future profitability, indebtedness, liquidity, access to capital and financial condition; and
- our integration of companies that we have acquired into our operations.

We have based these forward-looking statements on our current expectations and assumptions about future events based on information available to our management at the time the statements were made. While our management considers these expectations and assumptions to be reasonable, they are inherently subject to significant business, economic, competitive, regulatory and other risks, contingencies and uncertainties, most of which are difficult to predict and many of which are beyond our control. Therefore, we cannot assure you that actual results will not differ materially from those expressed or implied by our forward-looking statements. The following summary risk factors, may cause actual results to differ materially from those expressed or implied in our forward-looking statements:

- the negative impact of an increase in cancellation rates affecting our closing, backlog and sales revenues as a result of rising interest rates and inflationary pressures;
- a continued shortage of building materials or labor, or continued increases in costs that delay or increase the cost of home construction;
- the impact from global economic and political instability and conflicts such as the conflict between Russia and Ukraine, could adversely affect our business, financial condition or results of operations;
- a slowdown in the homebuilding industry or changes in population growth rates in our markets;
- volatility and uncertainty in the credit markets and broader financial markets;
- our future operating results and financial condition;
- adverse effects of major epidemics or pandemics, such as COVID-19, on the economy, our business, financial condition and results of operations;
- the success of our operations in new markets and our ability to expand into additional new markets;
- our ability to continue to leverage our asset-light and capital-efficient lot acquisition strategy;
- our ability to develop our projects successfully or within expected timeframes;
- our ability to identify potential acquisition targets and close such acquisitions;
- our ability to successfully integrate acquired businesses with our existing operations;
- availability of land to acquire and our ability to acquire such land on favorable terms, or at all;
- availability, terms and deployment of capital and ability to meet our ongoing liquidity needs;
- restrictions in our debt agreements that limit our flexibility in operating our business;
- disruption in the terms or availability of mortgage financing or an increase in the number of foreclosures in our markets;
- decline in the market value of our inventory or controlled lot positions;
- shortages of, or increased prices for, labor, land or raw materials used in land development and housing construction, including due to changes in trade policies;
- delays in land development or home construction resulting from natural disasters, adverse weather conditions or other events outside our control;
- uninsured losses in excess of insurance limits;
- the cost and availability of insurance and surety bonds;

- changes in liabilities under, or the failure or inability to comply with, governmental laws and regulations, including environmental laws and regulations;
- the timing of receipt of regulatory approvals and the opening of projects;
- the degree and nature of our competition;
- decline in the financial performance of our interests, our lack of sole decision-making authority thereof and maintenance of relationships with our partners;
- negative publicity or poor relations with the residents of our projects;
- existing and future warranty and liability claims;
- existing and future litigation, arbitration or other claims;
- availability of qualified personnel and third-party contractors and subcontractors;
- information system failures, cyber incidents or breaches in security;
- our ability to retain our key personnel;
- our ability to maintain an effective system of internal control and produce timely and accurate financial statements or comply with applicable regulations;
- our leverage and future debt service obligations;
- the impact on our business of any future government shutdown;
- the impact on our business of acts of war or terrorism;
- other risks and uncertainties inherent in our business; and
- other factors we discuss under the section entitled "Risk Factors."

We caution you that these forward-looking statements are subject to all of the risks and uncertainties, most of which are difficult to predict and many of which are beyond our control, incident to the operation of our business. These risks include, but are not limited to, the risks described under "Risk Factors" in this Annual Report on Form 10-K. Should one or more of the risks or uncertainties described in this Annual Report on Form 10-K occur, or should underlying assumptions prove incorrect, our actual results and plans could differ materially from those expressed in any forward-looking statements.

All forward-looking statements, expressed or implied, included in this Annual Report on Form 10-K are expressly qualified in their entirety by this cautionary statement. This cautionary statement should also be considered in connection with any subsequent written or oral forward-looking statements that we or persons acting on our behalf may issue.

Except as otherwise required by applicable law, we disclaim any duty to update any forward-looking statements, all of which are expressly qualified by the statements in this section, to reflect events or circumstances after the date of this Annual Report on Form 10-K.

#### ITEM 1B. UNRESOLVED STAFF COMMENTS

None.

#### ITEM 1C. CYBERSECURITY

The Company's cybersecurity risk management program is integrated into our overall enterprise risk management process and is based on the National Institute of Standards and Technology Cybersecurity Framework ("NIST Framework"). The program is comprised of a comprehensive set of policies and procedures designed to protect and identify threats to our Information Technology ("IT") systems and data, including those employed by our third-party service providers. Our dedicated cybersecurity team collaborates with business operations personnel as well as certain third parties, as applicable, to provide a comprehensive suite of cybersecurity services, encompassing network security, anti-malware solutions, email security measures, endpoint security, detection systems, application security, data safeguards, access management protocols, cybersecurity awareness initiatives, incident response strategies, threat intelligence, IT risk assessment and vulnerability management. We also maintain insurance coverage for cybersecurity incidents.

The Company also engages third parties to perform periodic assessments of certain aspects of our cybersecurity measures, including vulnerability assessments and audits and independent reviews of our information security control environment and operating effectiveness. The results of such assessments, audits and reviews are reported to the

Nominating and Governance Committee and the Board of Directors, and the Company adjusts its cybersecurity policies, standards, processes and practices as necessary based on the information provided by these assessments, audits and reviews.

Our Board of Directors has delegated oversight of cybersecurity risks to our Nominating and Governance Committee. Executive management, inclusive of our Vice President of IT ("VP of IT") in conjunction with our National Vice President of Finance ("NVP of Finance"), provides regular updates to the Nominating and Governance Committee including any updates to our program in response to new or changed cybersecurity risks, as well as ongoing metrics around the effectiveness of our existing cybersecurity strategies.

The VP of IT and the NVP of Finance work in coordination with the Cybersecurity Response Committee, which also includes our Chief Financial Officer ("CFO") and representatives from legal, internal audit and SEC reporting functions. In the event of a cyber incident, the Cybersecurity Response Committee utilizes a formal incident response plan based on the NIST Framework to assess and manage cybersecurity threats. The incident response plan encompasses the containment, eradication, recovery, and resolution processes for the incident, while also detailing the individuals and groups that need to be notified.

The VP of IT has served in various roles in information technology and information security for over 24 years, including serving as the Chief Information Security Officer of a healthcare company and a member of the cyber emergency response team at several companies. The VP of IT holds undergraduate and graduate degrees in computer science and has attained various professional certifications in cybersecurity. The NVP of Finance and the rest of the Cybersecurity Response Committee hold undergraduate and graduate degrees in their respective fields, and have over 50 years of collective experience managing enterprise risks at the Company and at similar companies, including risks arising from cybersecurity threats.

Cybersecurity threats have not materially affected the Company, including our business strategy, results of operations or financial condition, to date. Risks relating to cybersecurity threats and potential impacts to our business strategy, results of operations or financial condition are discussed in "Risk Factors" herein.

## ITEM 2. PROPERTIES

We lease approximately 45,000 square feet of office space in Jacksonville, Florida for our corporate headquarters; this lease expires in 2033, with potential renewal options. In addition, we also lease offices in other markets where we conduct business, although none of these properties are material to adequately meet the needs operation of our operations, we also lease local offices business. All facilities are in Austin, Texas; Bluffton, South Carolina; Chantilly, Virginia; Charlotte, North Carolina; Dallas, Texas; Denver, Colorado; Fayetteville, North Carolina; Houston, Texas; Leland, North Carolina; Myrtle Beach, South Carolina; Orlando, Florida; Pooler, Georgia; good condition, adequately utilized, and Raleigh, North Carolina, sufficient to meet our present operating needs.

We also own a local office in San Antonio, Texas. See Refer to "Business—Land Acquisition Strategy and Development Process—Owned and Controlled Lots" Process for a summary of the other properties that we owned or controlled as of December 31, 2022 December 31, 2023.

## ITEM 3. LEGAL PROCEEDINGS

### Legal Proceedings

From time to time, we are a party to ongoing legal proceedings in the ordinary course of business. See Refer to Note 6. 5, Commitments and Contingencies — Legal Proceedings to our consolidated financial statements for information about certain pending legal proceedings, additional information.

## ITEM 4. MINE SAFETY DISCLOSURES

Not applicable.

## PART II

## ITEM 5. MARKET FOR REGISTRANT'S COMMON EQUITY, RELATED STOCKHOLDER MATTERS AND ISSUER PURCHASES OF EQUITY SECURITIES

Our Class A common stock is listed on the NYSE under the symbol "DFH." As of February 28, 2023 of February 22, 2024 the closing price of our Class A common stock on the NYSE was w\$12.03 as \$34.41, and we had 26 14 stockholders of record, including Cede & Co. as nominee of The Depository Trust Company.

### Dividends


We have not previously declared or paid any cash dividends on our Class A common stock. Any future determination to pay dividends will be at the discretion of our Board of Directors (the "Board of Directors" or the "Company's Board of Directors") and will depend on our financial condition, results of operations, capital requirements, restrictions contained in any of our financing arrangements and such other factors as our Board of Directors may deem relevant.

### Equity Incentive Plan

On January 20, 2021, the Board of Directors of the Company approved the Company's 2021 Equity Incentive Plan (the "2021 Plan"). The 2021 Plan is administered by the Compensation Committee of the Board of Directors, and authorizes the Company to grant up to an aggregate of 9.1 million incentive stock-based awards.

## Stock Performance Graph

The performance graph furnished below shows a comparison of compares the cumulative total returns to stockholders return of our Class A common stock since our initial public offering on January 21, 2021, with the Company, as compared to Standard and Poor's 500 Companies Stock Index ("S&P 500 Index") and the Standard & Poor's Homebuilders Select Industry Index ("S&P Homebuilders Index") for the same period. The comparison assumes that \$100 was invested in DFH, the S&P 500 Composite Index, and the S&P Homebuilders Select Industry Index since our initial public offering in January 2021, on January 21, 2021. The stock performance graph should not be deemed filed or incorporated by reference into any other filing made by us under the Securities Act of 1933 or the Securities Exchange Act of 1934, except to the extent that we specifically incorporate the stock performance graph by reference in another filing.

3848290720351

## Share Buyback Program

In June 2023, the Company's Board of Directors approved a share buyback program (the "Share Buyback Program") under which the Company can repurchase up to \$25.0 million of its Class A common stock through June 30, 2026 in open market purchases, privately negotiated transactions, or otherwise in compliance with Rule 10b-18 under the Securities Exchange Act of 1934, as amended.

We expect to execute any transactions under the Share Buyback Program through a combination of Rule 10b5-1 trading plans and transactions made in compliance with Rule 10b-18. The actual timing, number and value of shares repurchased under the Share Buyback Program will depend on a number of factors, including constraints specified in any price, general business and market conditions, and alternative investment opportunities. The Share Buyback Program does not obligate the Company to acquire any specific number of shares in any period, and may be expanded, extended, modified or discontinued at any time. As of February 29, 2024, we have not executed any repurchases under the Share Buyback Program.

## ITEM 6. RESERVED

## ITEM 7. MANAGEMENT'S DISCUSSION AND ANALYSIS OF FINANCIAL CONDITION AND RESULTS OF OPERATIONS

The following discussion and analysis of our financial condition and results of operations should be read in conjunction with the accompanying financial statements and related notes thereto. Unless the context otherwise requires, the terms "Dream Finders," "DFH," "the Company," "we," "us" and "our" refer to Dream Finders Homes, Inc. and its subsidiaries.

The following discussion and analysis of our financial condition and results of operations is intended to help the reader understand our business, operations and present business environment and is provided as a supplement to, and should be read together with the sections entitled "Risk Factors," and the financial statements and the accompanying notes included elsewhere in this Form 10-K. In addition, the statements in this discussion and analysis regarding outlook, our expectations regarding the performance of our business, anticipated financial results and liquidity are forward-looking statements. These forward-looking statements are subject to numerous risks and uncertainties, including, but not limited to, the risks and uncertainties described in "Forward-Looking Statements" and in "Risk Factors" above. Our actual results may differ materially from those contained in or implied by any forward-looking statements."

### Business Overview and Outlook

We design, build and sell homes in high-growth markets including Charlotte, Raleigh, Jacksonville, Orlando, Denver, the Washington D.C. metropolitan area, Austin, Dallas using our asset-light lot acquisition strategy. Our primary focus is on constructing and Houston. We sell selling single-family homes under the Dream Finders Homes, DF Luxury, Craft Homes and Coventry Homes brands. We employ an asset-light land acquisition strategy with a focus on the design, construction and sale of single-family across entry-level, first-time move-up, and second-time move-up, homes and active adult markets. To fully serve our homebuyer customers homebuyers and capture ancillary business opportunities, we also have financial services operations that offer title insurance through DF Title and mortgage banking solutions primarily through our solutions.

The easing of mortgage banking joint venture, Jet LLC.

During interest rates toward the third and fourth quarters end of 2022, housing 2023 resulted in accelerated demand was negatively impacted as rising mortgage for homebuilders heading into the spring selling season. Although macroeconomic indicators suggest that interest rates created strains will continue to fall moderately in 2024, which, if those indicators come to fruition, should have a consistent positive impact on affordability. In response to the negative effect on housing demand, we have introduced remain cautious and committed to our goals to deliver affordability and value to our homebuyers. We continue to strategically release quick move-in homes in our communities at competitive price points and we offer flexible sales incentives primarily focused on aimed at reducing our homebuyers' monthly mortgage buy down programs payments and closings costs. This strategy has served us well during 2023, and we believe it will continue to monitor net effectively generate new sales and traffic at faster inventory turnover in 2024.

Inflation in the community level and are strategically renegotiating lot option contracts to match the adjusted sales pace. Our asset-light business model and conservative balance sheet management have allowed us to effectively navigate market volatility.

For United States materially increased during the year ended December 31, 2022, we received 6,045 and has remained elevated throughout 2023. Despite this fact, the homebuilding industry has shown consistent growth in 2023, driven by constrained housing supply dynamics that favor new home sales as the resale home market continues to face inventory shortages. If interest rates start to decline in 2024, increased demand for homes is likely to follow.

Through our close monitoring of net new orders (new and community-level traffic, we are able to respond promptly to changes in local market conditions. As needed, we are able to strategically renegotiate lot option takedowns to match sales pace, which exemplifies how advantageous our asset-light strategy can be. Excluding built-for-rent deals that



occurred in 2022 that did not repeat in 2023, the Company had an increase in net new orders for homes less cancellations), a decrease of 763 or 11%, as 43% when compared to the 6,808 net new orders received for the prior year.

These focused efforts by management not only drove our strong performance this year, ended December 31, 2021. For the year ended December 31, 2022, we closed 6,878 homes, an increase of 2,004, or 41%, as compared but also showcase our ability to the 4,874 homes closed for the year ended December 31, 2021. As of December 31, 2022, our backlog of sold homes was 5,548. In addition, as of December 31, 2022, we owned or controlled an aggregate of 43,558 lots. navigate a challenging macroeconomic environment.

## Key Results

Key financial results for the year ended December 31, 2022 December 31, 2023, as compared to the year ended December 31, 2021, December 31, 2022 (unless otherwise noted) were as follows:

- Revenues increased 74% 12% to \$3.3 billion \$3.7 billion from \$1.9 billion, \$3.3 billion
- Net new orders decreased 11% Home closings increased 6% to 6,045 7,314 from 6,808.
- Homes closed increased 41% to 6,878 from 4,874.
- Average sales price of homes ("ASP") closed increased 22% 7% to \$474,292 \$505,764 from \$389,094. \$474,292
- Net new orders decreased 5% to 5,744 from 6,045
- Gross margin as a percentage of homebuilding revenues increased 100 basis points ("bps") to 18.4% 19.4% from 16.0%. 18.4%
- Adjusted gross margin (non-GAAP) as a percentage of homebuilding revenues increased 260 bps to 24.6% 27.2% from 21.7%. 24.6%
- Net and comprehensive income Income before taxes increased 104% 14% to \$274 million \$404 million from \$135 million. \$356 million
- Net and comprehensive income attributable to Dream Finders Homes, Inc. DFH increased 117% 13% to \$262 million \$296 million from \$121 million. \$262 million
- Basic earnings per share ("EPS") was \$3.03 and diluted EPS was \$2.79, compared to \$2.67 and \$2.45, respectively
- EBITDA (non-GAAP) as a percentage of total revenues increased 130 bps to 12.6% 13.9% from 10.1%. 12.6%
- Active community count increased to 221 from 206
- Backlog of sold homes decreased 13% 28% to 3,978 from 5,548, and the value of backlog decreased 25% to \$1.9 billion from 6,381.
- Active communities at December 31, 2022 increased to 206 from 205 at December 31, 2021. \$2.5 billion
- Return on participating equity was 49.1% 36.3%, compared to 44.3%. 49.1%
- Basic earnings per share was \$2.67 and diluted earnings per share was \$2.45. Issuance of \$300 million in aggregate principal amount of 8.25% senior unsecured notes used to repay a portion of the outstanding balance under the revolving credit facility
- Net debt to net capitalization of 23.3% as of December 31, 2023, compared to \$1.27 42.9% as of December 31, 2022
- Total liquidity, comprised of cash and \$1.27, respectively. cash equivalents, and availability under the revolving credit facility, increased to \$828 million as of December 31, 2023, compared to \$487 million as of December 31, 2022

For reconciliations of the non-GAAP financial measures, including adjusted gross margin and EBITDA, to the most directly comparable GAAP financial measures, see "— Non-GAAP Financial Measures. Measures."

## Recent Developments

### Crescent Homes Acquisition

On October 10, 2022 February 1, 2024, we acquired the Company transferred majority of the listing homebuilding assets of its Class A common stock from Crescent Ventures, LLC ("Crescent Homes"), expanding our operations into the Nasdaq Global Select Market Charleston and Greenville, South Carolina and Nashville, Tennessee markets. Refer to Note 15, Subsequent Events to our consolidated financial statements for more information.

Expansion in the New York Stock Exchange. The Company's Class A common stock continues to trade under Southeast Segment



In 2023, we expanded into the stock symbol "DFH." Tampa, Florida market. As of December 31, 2023, we owned 12 lots and controlled 623 lots in Tampa. We opened for sales in Tampa in January 2024.

## Results of Operations

Year Ended **December 31, 2022** **December 31, 2023** Compared to Year Ended **December 31, 2021** **December 31, 2022**

The following table sets forth our results results of operations and balance sheet data (in thousands, except per share and share amounts) for the periods indicated:

	For the Year Ended December 31,			
	2022	2021	Amount Change	% Change
Revenues:				
Homebuilding	\$ 3,334,559	\$ 1,917,301	\$ 1,417,258	74 %
Other	7,776	6,609	1,167	18 %
Total revenues	3,342,335	1,923,910	1,418,425	74 %
Homebuilding cost of sales	2,722,139	1,610,332	1,111,807	69 %
Selling, general and administrative expense	271,040	154,405	116,635	76 %
Income from unconsolidated entities	(16,122)	(9,428)	(6,694)	71 %
Contingent consideration revaluation	11,053	7,533	3,520	47 %
Other (income) expense, net	(1,963)	(1,653)	(310)	19 %
Interest expense	32	672	(640)	(95)%
Income before income taxes	356,156	162,049	194,107	120 %
Income tax expense	(81,859)	(27,455)	(54,404)	198 %
Net and comprehensive income	274,297	134,594	139,703	104 %
Net and comprehensive income attributable to noncontrolling interests	(11,984)	(13,461)	1,477	(11)%
Net and comprehensive income attributable to Dream Finders Homes, Inc.	\$ 262,313	\$ 121,133	\$ 141,180	117 %
<b>Earnings per share<sup>(1)</sup></b>				
Basic	\$ 2.67	\$ 1.27	\$ 1.40	110 %
Diluted	\$ 2.45	\$ 1.27	\$ 1.18	93 %
<b>Weighted-average number of shares</b>				
Basic	92,745,781	92,521,482	224,299	— %
Diluted	106,691,248	95,313,593	11,377,655	12 %
<b>Consolidated Balance Sheet Data (at period end):</b>				
Cash and cash equivalents	\$ 364,531	\$ 227,227	\$ 137,304	60 %
Total assets	\$ 2,371,137	\$ 1,894,248	\$ 476,889	25 %
Construction lines of credit	\$ 966,248	\$ 763,292	\$ 202,956	27 %
Preferred mezzanine equity	\$ 156,045	\$ 155,220	\$ 825	1 %
Common stock - Class A	\$ 325	\$ 323	\$ 2	1 %
Common stock - Class B	\$ 602	\$ 602	\$ —	— %
Additional paid-in capital	\$ 264,757	\$ 257,963	\$ 6,794	3 %
Retained earnings	\$ 365,994	\$ 118,194	\$ 247,800	210 %
Non-controlling interests	\$ 12,970	\$ 24,081	\$ (11,111)	(46)%
<b>Other Financial and Operating Data (unaudited)</b>				
Active communities at end of period <sup>(2)</sup>	206	205	1	— %
Home closings	6,878	4,874	2,004	41 %
Average sales price of homes closed <sup>(3)</sup>	\$ 474,292	\$ 389,094	\$ 85,198	22 %
Net new orders	6,045	6,808	(763)	(11)%
Cancellation rate	21.5 %	12.2 %	9.3 %	76 %
Backlog (at period end) - homes	5,548	6,381	(833)	(13)%
Backlog (at period end, in thousands) - value	\$ 2,502,564	\$ 2,913,170	\$ (410,606)	(14)%

Gross margin (in thousands) <sup>(4)</sup>	\$	612,420	\$	306,969	\$	305,451	100 %
Gross margin % <sup>(5)</sup>		18.4 %		16.0 %		2.4 %	15 %
Net profit margin %		7.9 %		6.3 %		1.5 %	25 %
Adjusted gross margin (in thousands) <sup>(6)</sup>	\$	820,158	\$	416,382	\$	403,776	97 %
Adjusted gross margin % <sup>(5)</sup>		24.6 %		21.7 %		2.9 %	13 %
EBITDA (in thousands) <sup>(6)</sup>	\$	422,582	\$	194,967	\$	227,615	117 %
EBITDA margin % <sup>(7)</sup>		12.6 %		10.1 %	\$	—	25 %
Adjusted EBITDA (in thousands) <sup>(6)</sup>	\$	429,378	\$	200,200	\$	229,178	114 %
Adjusted EBITDA margin % <sup>(7)</sup>		12.8 %		10.7 %		2.1 %	20 %

Year Ended December 31,					
	2023	2022	Amount Change	% Change	
Revenues:					
Homebuilding	\$ 3,738,888	\$ 3,334,559	\$ 404,329	12 %	
Other	9,698	7,776	1,922	25 %	
Total revenues	3,748,586	3,342,335	406,251	12 %	
Homebuilding cost of sales	3,011,813	2,722,139	289,674	11 %	
Selling, general and administrative expense	308,795	271,040	37,755	14 %	
Income from unconsolidated entities	(18,075)	(16,122)	(1,953)	12 %	
Contingent consideration revaluation	46,590	11,053	35,537	322 %	
Other income, net	(4,962)	(1,931)	(3,031)	157 %	
Income before taxes	404,425	356,156	48,269	14 %	
Income tax expense	(96,483)	(81,859)	(14,624)	18 %	
Net and comprehensive income	307,942	274,297	33,645	12 %	
Net and comprehensive income attributable to noncontrolling interests	(12,042)	(11,984)	(58)	— %	
Net and comprehensive income attributable to Dream Finders Homes, Inc.	\$ 295,900	\$ 262,313	\$ 33,587	13 %	
Earnings per share <sup>(1)</sup>					
Basic	\$ 3.03	\$ 2.67	\$ 0.36	13 %	
Diluted	\$ 2.79	\$ 2.45	\$ 0.34	14 %	
Weighted-average number of shares					
Basic	93,066,564	92,745,781	320,783	— %	
Diluted	106,027,548	106,691,248	(663,700)	(1)%	
Consolidated Balance Sheets Data (as of period end):					
Cash and cash equivalents	\$ 494,145	\$ 364,531	\$ 129,614	36 %	
Total assets	\$ 2,562,439	\$ 2,371,137	\$ 191,302	8 %	
Total debt	\$ 824,302	\$ 966,248	\$ (141,946)	(15)%	
Total mezzanine and stockholders' equity	\$ 1,086,150	\$ 800,693	\$ 285,457	36 %	
Other Financial and Operating Data					
Active communities as of period-end <sup>(2)</sup>	221	206	15	7 %	
Home closings	7,314	6,878	436	6 %	
Average sales price of homes closed <sup>(3)</sup>	\$ 505,764	\$ 474,292	\$ 31,472	7 %	
Net new orders	5,744	6,045	(301)	(5)%	
Cancellation rate	18.3 %	21.5 %	(3.2)%	(15)%	
Ending backlog - homes	3,978	5,548	(1,570)	(28)%	
Ending backlog - value (in thousands)	\$ 1,887,368	\$ 2,502,564	\$ (615,196)	(25)%	
Return on participating equity <sup>(4)</sup>	36.3 %	49.1 %	(12.8)%	(26)%	
Net debt to net capitalization <sup>(5)</sup>	23.3 %	42.9 %	(19.6)%	(46)%	
Gross margin (in thousands) <sup>(6)</sup>	\$ 727,075	\$ 612,420	\$ 114,655	19 %	

Gross margin % <sup>(7)</sup>		19.4 %		18.4 %		1.0 %		5 %
Adjusted gross margin (in thousands) <sup>(8)</sup>	\$	1,015,624	\$	820,158	\$	195,466		24 %
Adjusted gross margin % <sup>(7)(8)</sup>		27.2 %		24.6 %		2.6 %		11 %
EBITDA (in thousands) <sup>(8)</sup>	\$	521,495	\$	422,582	\$	98,913		23 %
EBITDA margin % <sup>(8)(9)</sup>		13.9 %		12.6 %		1.3 %		10 %
Adjusted EBITDA (in thousands) <sup>(8)</sup>	\$	535,593	\$	429,378	\$	106,215		25 %
Adjusted EBITDA margin % <sup>(8)(9)</sup>		14.3 %		12.8 %		1.5 %		12 %

- (1) Refer to Note 14, Earnings per Share to the consolidated financial statements for disclosures related to the calculation of earnings per share ("EPS") as of December 31, 2021. EPS. Diluted shares were calculated by using the treasury stock method for stock grants and the if-converted method for the convertible preferred stock and the associated preferred dividends. Since the conversion price of the Company's Convertible Preferred Stock is based on the average trailing 90 days' closing price of Class A common stock, changes in the price of the Class A common stock may significantly affect, as it did in 2022, the number of additional assumed common shares outstanding under the if-converted method for diluted earnings per share, even when the number of Convertible Preferred Stock shares outstanding is unchanged, dividends.
- (2) A community becomes active once a the model is open to customers completed or the community has had five its fifth net new orders. sale. A community becomes inactive when it has fewer than five units homesites remaining to sell.
- (3) Average sales price of homes closed is calculated based on homebuilding revenues, excluding adjusted for the impact of deposit forfeitures, percentage of completion revenues, and finished lot excluding deposit forfeitures and land sales, over homes closed.
- (4) Return on participating equity is calculated as net income attributable to DFH, less redeemable preferred stock distributions, dividends and redemptions, divided by average beginning and ending participating equity. Participating equity is stockholders' equity excluding noncontrolling interests.
- (5) Net debt to net capitalization is defined as the sum of the senior unsecured notes, net, and construction lines of credit, less cash and cash equivalents ("net debt"), divided by the sum of net debt and total mezzanine and stockholders' equity.
- (6) Gross margin is homebuilding revenues less homebuilding cost of sales.
- (5) (7) Calculated as a percentage of homebuilding revenues.
- (6) (8) Adjusted gross margin, EBITDA and adjusted EBITDA are non-GAAP financial measures. For definitions of these non-GAAP financial measures and a reconciliation to our most directly comparable financial measures calculated and presented in accordance with GAAP, see "—Non-GAAP Financial Measures."
- (7) (9) Calculated as a percentage of total revenues.

The following tables summarize homes closings, and ASP of homes closed by homebuilding segment for the years ended December 31, 2023 and 2022, as well as active communities as of December 31, 2023 and 2022:

Segment	Year Ended December 31, 2023		As of December 31, 2023
	Home Closings	ASP	Active Communities
Southeast	3,170	\$ 470,405	57
Mid-Atlantic	1,597	396,462	44
Midwest	2,547	618,306	120
<b>Total</b>	<b>7,314</b>	<b>\$ 505,764</b>	<b>221</b>

Segment	Year Ended December 31, 2022		As of December 31, 2022
	Home Closings	ASP	Active Communities
Southeast	2,722	\$ 439,150	57
Mid-Atlantic	1,562	358,548	37
Midwest	2,594	580,865	112
<b>Total</b>	<b>6,878</b>	<b>\$ 474,292</b>	<b>206</b>

The following table presents income before taxes (in thousands), and homebuilding gross margin percentage by segment for the years ended December 31, 2023 and 2022:

Segment	Year Ended December 31,			
	2023		2022	
	Income Before Taxes	Gross Margin %	Income Before Taxes	Gross Margin %
Southeast	\$ 183,537	18.9 %	\$ 165,367	19.4 %

Mid-Atlantic	54,646	17.9 %	40,028	14.1 %
Midwest	168,115	20.6 %	164,377	19.1 %
<b>Total</b>	<b>\$ 406,298</b>	<b>19.4 %</b>	<b>\$ 369,772</b>	<b>18.4 %</b>

**Revenues.** Revenues for the year ended December 31, 2022 December 31, 2023 were \$3.3 billion \$3.7 billion, an increase of \$1.4 billion \$0.4 billion, or 74% 12%, from \$1.9 billion \$3.3 billion for the year ended December 31, 2021 December 31, 2022. The increase in revenues was primarily attributable to an increase in home closings of 2,004 homes, or 41%, during the year ended December 31, 2022 as compared to the year ended December 31, 2021. Our October 2021 acquisition of MHI contributed 2,229 closings and \$1.3 billion in homebuilding revenues 7,314 for the year ended December 31, 2022 and 689 closings and \$361.1 million in homebuilding revenues December 31, 2023, an increase of 436 homes, or 6%, from 6,878 for the year ended December 31, 2021 December 31, 2022. The Also contributing to the increase was the average sales price of homes closed for the year ended December 31, 2023 was \$474,292 for 2022 compared to \$389,094 in 2021, \$505,764, an increase of \$85,198 \$31,472, or 22% 7%, from \$474,292 for the year ended December 31, 2022. The increase was due to a higher average sales overall price of homes closed within the Texas segment, appreciation, as well as overall price appreciation, which increased at a higher pace than cost inflation. product mix.

**Homebuilding Cost of Sales and Gross Margin.** Homebuilding cost of sales for the year ended December 31, 2022 December 31, 2023 was \$2.7 billion \$3.0 billion, an increase of \$1.1 billion \$0.3 billion, or 69% 11%, from \$1.6 billion \$2.7 billion for the year ended December 31, 2021 December 31, 2022. The increase in homebuilding cost of sales is primarily due to the increase in home closings in 2022 as compared to 2021. Homebuilding gross margin for the year ended December 31, 2022 December 31, 2023 was \$612 million \$727 million, an increase of \$305 million \$115 million, or 100% 19%, from \$307 million \$612 million for the year ended December 31, 2021 December 31, 2022. Homebuilding gross margin as a percentage was 19.4% for the year ended December 31, 2023, an increase of homebuilding revenues was 100 bps, or 5%, from 18.4% for the year ended December 31, 2022, an increase of 240 basis points ("bps"), or 15%, from 16.0% for the year ended December 31, 2021. The increase in gross margin percentage was primarily due a result of continued cost management and cycle time improvement efforts. The increase was partially offset by higher financing and closing costs. To facilitate home closings, we provided closing cost incentives, which, among other options, could be used by the customer to overall price appreciation, which increased at a higher pace than cost inflation. buy down their mortgage interest rate.

**Adjusted Gross Margin Margin.** Adjusted gross margin for the year ended December 31, 2022 December 31, 2023 was \$820 million, \$1.0 billion, an increase of \$404 million \$196 million, or 97% 24%, from \$416 million \$820 million for the year ended December 31, 2021 December 31, 2022. Adjusted gross margin as a percentage of homebuilding revenues for the year ended December 31, 2022 December 31, 2023 was 24.6% 27.2%, an increase of 290 260 bps, or 13% 11%, as compared to 21.7%, from 24.6% for the year ended December 31, 2021 December 31, 2022. The increase in adjusted gross margin is attributable percentage increased due to overall price appreciation, which increased at a effective cost management strategies, partially offset by higher pace than cost inflation. closing costs. Adjusted gross margin is a non-GAAP financial measure. For the definition definition of adjusted gross margin and a reconciliation to our most directly comparable financial measure calculated and presented in accordance with GAAP, see "—Non-GAAP Financial Measures."

**Southeast.** Our Southeast segment total revenues for the year ended December 31, 2023 were \$1.5 billion, an increase of \$0.3 billion, or 23%, from \$1.2 billion for the year ended December 31, 2022. This revenue growth was primarily driven by an increase in home closings of 448, or 16%. Additionally, the ASP of homes closed of \$470,405 for the year ended 2023, reflected an increase of 7% when compared to 2022, a result of price appreciation and product mix. Homebuilding gross margin percentage was 18.9% for the year ended December 31, 2023, representing a decrease of 50 bps, or 0.5%, when compared to the year ended December 31, 2022. The reduction in gross margin percentage was primarily attributed to higher financing and closing costs.

**Mid-Atlantic.** Our Mid-Atlantic segment total revenues for the year ended December 31, 2023 were \$633 million, an increase of \$66 million, or 12%, from \$567 million for the year ended December 31, 2022. This revenue growth was primarily driven by an increase in ASP of homes closed of 11% to \$396,462. The increase in ASP of homes closed was largely influenced by changes in product mix. Additionally, there was an increase in home closings of 35, or 2%, for the year ended December 31, 2023 compared to 2022. Homebuilding gross margin percentage was 17.9% for the year ended December 31, 2023, representing an increase of 380 bps, or 3.8%, when compared to the year ended December 31, 2022. The improvement in gross margin percentage was primarily due to cost management efforts, including cycle time reductions, partially offset by higher financing costs.

**Midwest.** Our Midwest segment total revenues for the year ended December 31, 2023 were \$1.6 billion, an increase of \$0.1 billion, or 4%, from \$1.5 billion for the year ended December 31, 2022. This additional revenue was due to an ASP of homes closed of \$618,306 for the year ended 2023, an increase of 6% when compared to 2022, partially offset by a decrease in home closings of 47, or 2%. Homebuilding gross margin percentage was 20.6% for the year ended December 31, 2023, representing an increase of 150 bps, or 1.5%, when compared to the year ended December 31, 2022. The growth in gross margin percentage year over year is due to effective cost management including impacts from overall cycle time reduction, partially offset by higher financing and closing costs.

**Selling, General and Administrative Expense.** Selling, general and administrative expense ("SG&A") for the year ended December 31, 2023 was \$309 million, an increase of \$38 million, or 14%, from \$271 million for the year ended December 31, 2022 was \$271 million, an increase of \$117 million, or 76%, from \$154 million for the year ended December 31, 2021. SG&A The increase in selling, general and administrative expense was primarily due to higher closing volume and the inclusion of \$111 million in expenses from the Texas segment for the year ended December 31, 2022. Selling, general and administrative expenses as a percentage of homebuilding revenues for the year ended December 31, 2022 was 8%, remaining consistent when December 31, 2023 increased 20 bps to 8.3% compared to 8% 8.1% for the year ended December 31, 2022. For the year ended December 31, 2023, SG&A included \$28 million of costs related to mortgage forward commitment programs, allowing our homebuyers to lock their interest rates on home loans at the point of sale, which were not incurred in 2022. We expense these costs as incurred. December 31, 2021.

*Income from Equity in Earnings of Unconsolidated Entities.* Income from equity in earnings of unconsolidated entities for the year ended December 31, 2022 December 31, 2023 was \$16 million \$18 million, an increase of \$7 million \$2 million, or 71% 12%, as compared to \$9 million from \$16 million for the year ended December 31, 2021 December 31, 2022. The change increase in income from equity in earnings of unconsolidated entities was equally is primarily attributable to increased income from mortgage banking and title insurance joint ventures from MHI and Jet HomeLoans, partially offset by fewer distributions of profits from DF Capital funds, as Fund I is nearing its final stage, and as Fund II is still in its investment period for the year ended December 31, 2022.

*Contingent Consideration Revaluation.* Contingent consideration revaluation expense ("contingent consideration expense") for the year ended December 31, 2022 December 31, 2023 was \$11 million \$47 million, an increase of \$3 \$36 million, or 47% 322%, as compared to \$8 million from \$11 million for the year ended December 31, 2021 December 31, 2022. The increase in contingent consideration expense is was primarily due to fair value adjustments actual 2023 pre-tax earnings of future expected earn-out payments from previously acquired entities, primarily MHI, being better than projected as well as revised projections for the acquisitions of MHI and H&H operations.

Contingent consideration liabilities are impacted by various inputs and estimates in addition to the fair value accretion, including: (i) updates to the applied discount rate, used quarterly, (ii) changes to current year assumptions inputs based on year to date actual results, (iii) changes to future year's forecast assumptions, which are affected by macro-economic conditions and local market conditions, as well as management actions including capital allocation, growth plans, and restructuring, and (iv) contractual modifications that may merit additional adjustments to final pre-tax income prior to the calculation of the annual earn out payments. The change in estimates used to calculate the contingent consideration revaluation adjustment could be material at times and could potentially fluctuate from between expense or and income. Our policy is to separately disclose the impact of contingent consideration liability revaluation adjustments within the Consolidated Statements of Comprehensive Income.

*Other (Income) Expense, Income, Net.* Other income, net for the year ended December 31, 2023 was \$5 million, an increase of \$3 million, or 157%, from \$2 million in other income, net for the year ended December 31, 2022 was \$(2) million, when compared to \$(2) million in other income for the year ended December 31, 2021. The other additional income net remained consistent year over year as the was primarily due to increased interest income from the forgiveness of the Company's \$7 million Paycheck Protection Program loan included in 2021 was offset by the expense for the settlement of the Silver Meadows Townhome Owners Association, Inc. lawsuit in 2021, both of which did not repeat in 2022, our cash deposits with financial institutions.

*Net and Comprehensive Income.* Net and comprehensive income for the year ended December 31, 2022 December 31, 2023 was \$274 million \$308 million, an increase of \$139 \$34 million, or 104% 12%, from \$135 million \$274 million for the year ended December 31, 2021 December 31, 2022. The increase in net and comprehensive income was primarily attributable to an increase in gross margin on homes closed of \$305 million \$115 million, or 100% 19%, during the year ended December 31, 2022 December 31, 2023 as compared to the year ended December 31, 2021 December 31, 2022. This increase was partially offset by an increase in contingent consideration expense of \$36 million, primarily related to the MHI acquisition, and forward commitment program costs, both discussed above. The net and comprehensive income for the year ended December 31, 2022 December 31, 2023 includes income tax expense of \$82 million, \$96 million, an increase of \$54 million \$14 million, or 198% 18%, from \$27 million \$82 million of income tax expense for the year ended December 31, 2021 December 31, 2022. This increase is primarily due to the increase in pre-tax income as well as before taxes and to a lesser extent the effective income tax rate increase of 4.5% 0.9%. The change changes in effective tax rate is primarily attributable to the Florida corporate tax rate increase to 5.5% in 2022 from 3.5% in 2021 and increases in non-deductible executive compensation. In addition, during 2021, the Company's Paycheck Protection Program loan was forgiven and the related income of \$7 million was not taxable.

*Net and Comprehensive Income Attributable to Dream Finders Homes, Inc.* Net net and comprehensive income attributable to Dream Finders Homes, Inc. were consistent with the changes in net and comprehensive income as there were no significant changes in noncontrolling interests for the period.

Refer to the Form 10-K for the year ended December 31, 2022 filed on March 2, 2023 for the results of operations and related discussion for December 31, 2022 compared to the year ended December 31, 2021.

## Financial Services

Income before taxes for the year ended December 31, 2023 for our Financial Services segment, net of reconciling items from equity method investments, was \$262 million \$19 million, an increase of \$141 million, \$4 million, or 117% 27%, from \$121 million \$15 million for the year ended December 31, 2021 December 31, 2022. The increase in income before taxes for the Financial Services segment was primarily attributable attributed to higher increased loans originated by Jet HomeLoans.

For the year ended December 31, 2023, Jet HomeLoans originated and funded 3,189 home loans with an aggregate principal amount of approximately \$1.3 billion as compared to 2,370 home loans with an aggregate principal amount of approximately \$879 million for the year ended December 31, 2022. For the years ended December 31, 2023 and 2022, respectively, Jet HomeLoans had net income of approximately \$20 million and \$12 million. Our interest in Jet HomeLoans is accounted for under the equity method and is not consolidated in our consolidated financial statements, as we do not control and are not deemed the primary beneficiary of the VIE. Refer to Note 1, Nature of Business and Significant Accounting Policies, to our consolidated financial statements for a discussion of accounting treatment of VIEs.

For the year ended December 31, 2023, our wholly owned subsidiary, DF Title, had income before taxes of \$4 million, an increase of \$1 million, or 33%, from \$3 million for the year ended December 31, 2022. The increase in income before taxes was driven by the increase in home closings and gross margin ASP of 6,878 homes closed, as well as effective cost management.

## Net Sales, Backlog and 18.4% Closings

The following table presents information concerning our net new orders ("net sales"), starts and closings in each of our homebuilding segments for the periods set forth below:

Segment	Year Ended December 31,						Period Over Period Percent Change		
	2023			2022			Net Sales	Starts	Closings
	Net Sales <sup>(1)</sup>	Starts	Closings	Net Sales <sup>(1)</sup>	Starts	Closings			
Southeast	1,822	2,693	3,170	3,113	3,034	2,722	-41 %	-11 %	16 %
Mid-Atlantic	1,360	1,627	1,597	1,151	1,224	1,562	18 %	33 %	2 %
Midwest	2,562	2,551	2,547	1,781	2,343	2,594	44 %	9 %	-2 %
<b>Total</b>	<b>5,744</b>	<b>6,871</b>	<b>7,314</b>	<b>6,045</b>	<b>6,601</b>	<b>6,878</b>	<b>-5 %</b>	<b>4 %</b>	<b>6 %</b>

(1) Net sales are sales of homes during the period, less cancellations of existing sales contracts during the period. Excluding net sales under built-for-rent contracts, 2023 net sales in the Southeast segment increased 19% when compared to 2022.

The following table presents information concerning our ending backlog in number of homes, ASP and aggregate value (in thousands) for our homebuilding segments as of the dates set forth below:

Segment	As of December 31,					
	2023			2022		
	Homes <sup>(1)</sup>	ASP	Value	Homes <sup>(1)</sup>	ASP	Value
Southeast	2,234	\$ 393,356	\$ 878,757	3,582	\$ 398,246	\$ 1,426,517
Mid-Atlantic	599	427,593	256,128	836	335,642	280,597
Midwest	1,145	657,190	752,483	1,130	703,938	795,450
<b>Total</b>	<b>3,978</b>	<b>\$ 474,451</b>	<b>\$ 1,887,368</b>	<b>5,548</b>	<b>\$ 451,075</b>	<b>\$ 2,502,564</b>

(1) Ending backlog represents the number of homes in backlog from the previous period, plus net sales during the period, minus the number of home closings during the current period.

Backlog of sold homes as of December 31, 2023 was 3,978 homes valued at approximately \$1.9 billion based on ASP, a decrease of 1,570 homes and \$0.6 billion in value, or 28% and 25%, respectively.

**Backlog.** Backlog at December 31, 2022 was from 5,548 homes valued at approximately \$2,503 million based on average sales price, a decrease \$2.5 billion as of 833 homes and \$411 million in value, or 13% and 14%, respectively, as compared to 6,381 homes valued at approximately \$2,913 million at December 31, 2021. The overall decrease in backlog was primarily attributable to a decrease in net new orders of 763 or 11%, which is reflective of the weakening housing market due an increase in sales of move-in ready spec homes relative to the rapid rise pre-order sales. Spec homes typically result in interest rates, mostly in the latter half quicker closings and turnover of the year. In addition, approximately 1,070 backlog. Approximately 704 of the homes in our backlog are expected to be delivered in 2024 2025 and beyond.

**Southeast.** Backlog for the Southeast segment as of December 31, 2023 was 2,234 homes, a decrease of 1,348 from 3,582 homes as of December 31, 2022. The decrease was primarily attributable to an increase in sales of move-in ready spec homes relative to pre-order sales and to a lesser extent built-for-rent sales in 2022 backlog that did not repeat in 2023.

**Refer Mid-Atlantic.** Backlog for the Mid-Atlantic segment as of December 31, 2023 was 599 homes, a decrease of 237 from 836 homes as of December 31, 2022. The decrease in backlog was attributable to the Form 10-K increase in spec inventory sales relative to pre-order sales and to a lesser extent fewer sales under built-for-rent contracts in 2023 relative to 2022.

**Midwest.** Backlog for the Midwest segment as of December 31, 2023 was 1,145 homes, an increase of 15 from 1,130 homes as of December 31, 2022. The modest increase was primarily attributable to the higher net sales relative to closings in 2023, when compared to 2022.

The following table presents information concerning our cancellation rates for each of our homebuilding segments for the periods set forth below:

Segment	Year Ended December 31,	
	2023	2022
Southeast	21.5 %	16.0 %
Mid-Atlantic	14.4 %	31.0 %
Midwest	17.8 %	27.0 %



Total <sup>(1)</sup>	18.3 %	21.5 %
----------------------	--------	--------

(1) Our cancellation rate for a given period is calculated as the total number of new sales contracts cancelled during the period, divided by the total number of new home sales contracts entered into during the period.

Our cancellation rate for the year ended December 31, 2021 filed on March 16, 2022 for the results December 31, 2023 was 18.3%, an improvement of operations and related discussion for December 31, 2021 320 basis points when compared to the 21.5% cancellation rate for the year ended December 31, 2020 December 31, 2022.

The reduction in the overall cancellation rate was primarily a result of significant improvement in the cancellation rates for the Mid-Atlantic and Midwest segments, driven by improved homebuyer sentiments in 2023 following a sharp spike in interest rates that occurred in the latter half of 2022. This was partially offset by a higher proportion of 2022 gross sales under built-for-rent contracts for the Southeast segment relative to 2023. Built-for-rent sales have a lower cancellation rate than retail sales. The Southeast cancellation rate remained in line with the Company's historical cancellation rates.

## Non-GAAP Financial Measures

### Adjusted Gross Margin

Adjusted gross margin is a non-GAAP financial measure used by management as a supplemental measure in evaluating operating performance. We define adjusted gross margin as gross margin excluding the effects of capitalized interest, lot option fees, amortization included in homebuilding cost of sales (primarily adjustments (adjustments resulting from the application of purchase accounting in connection with acquisitions) and commission expense. Our management believes this information is meaningful because it isolates the impact that capitalized interest, amortization (primarily purchase accounting adjustments) and commission expense these excluded items have on gross margin. We include internal and external commission expense in homebuilding cost of sales, not selling, general and administrative expense, and therefore commission expense is taken into account in gross margin.

As a result, in order to provide a meaningful comparison to the public company homebuilders that include commission expense below the gross margin line in selling, general and administrative expense, we have excluded commission expense from adjusted gross margin. However, because adjusted gross margin information excludes capitalized interest, amortization (primarily lot option fees, purchase accounting adjustments) amortization and commission expense, which have real economic effects and could impact our results of operations, the utility of adjusted gross margin information as a measure of our operating performance may be limited.

In addition, other companies may not calculate adjusted gross margin information in the same manner that we do. Accordingly, adjusted gross margin information should be considered only as a supplement to gross margin information as a measure of our performance.

The following table presents a reconciliation of adjusted gross margin to the GAAP financial measure of gross margin for each of the periods indicated (unaudited and in thousands, except percentages):

		Year Ended December 31,						
		2022	2021	2020				
		Year Ended December 31,			Year Ended December 31,			
		2023			2023	2022	2021	
Gross margin <sup>(1)</sup>	Gross margin <sup>(1)</sup>	\$612,420	\$306,969	\$165,048				
Interest expense in homebuilding cost of sales		60,595	32,508	32,044				
Interest charged to homebuilding cost of sales <sup>(2)</sup>								
Amortization in homebuilding cost of sales <sup>(3)</sup>	Amortization in homebuilding cost of sales <sup>(3)</sup>	6,701	9,873	5,070				
Commission expense	Commission expense	140,442	67,032	50,533				
Adjusted gross margin	Adjusted gross margin	\$820,158	\$416,382	\$252,695				
Gross margin % <sup>(2)</sup>		18.4 %	16.0 %	14.6 %				
Adjusted gross margin % <sup>(2)</sup>		24.6 %	21.7 %	22.5 %				

Gross margin	Gross margin %(4)			
%(4)		19.4 %	18.4 %	16.0 %
Adjusted gross margin	Adjusted gross margin %(4)			
margin %(4)		27.2 %	24.6 %	21.7 %

(1) Gross margin is homebuilding revenues less homebuilding cost of sales.

(2) Includes interest charged to homebuilding cost of sales related to our construction lines of credit and senior unsecured notes, net, as well as lot option fees.

(3) Represents amortization of purchase accounting adjustments from the Company's prior acquisitions.

(4) Calculated as a percentage of homebuilding revenues.

(3) Primarily represents purchase accounting adjustments.

#### EBITDA and Adjusted EBITDA

EBITDA and adjusted EBITDA are not measures of net income as determined by GAAP. EBITDA and adjusted EBITDA are supplemental non-GAAP financial measures used by management and external users of our consolidated financial statements, such as industry analysts, investors, lenders and rating agencies. We define EBITDA as net income before (i) interest income, (ii) capitalized interest expensed charged in homebuilding cost of sales, (iii) interest expense, (iv) income tax expense and (v) depreciation and amortization. We define adjusted EBITDA as EBITDA before stock-based compensation expense. compensation.

Management believes EBITDA and adjusted EBITDA are useful because they allow management to more effectively evaluate our operating performance and compare our results of operations from period to period without regard to our financing methods or capital structure or other items that impact the comparability of financial results from period to period. EBITDA and adjusted EBITDA should not be considered as alternatives to, or more meaningful than, net income or any other measure as determined in accordance with GAAP. Our computations of EBITDA and adjusted EBITDA may not be comparable to EBITDA or adjusted EBITDA of other companies. We present EBITDA and adjusted EBITDA because we believe they provide useful information regarding the factors and trends affecting our business. EBITDA and adjusted EBITDA information should be considered only as a supplement to net income information as a measure of our performance.

The following table presents a reconciliation of EBITDA and adjusted EBITDA to the GAAP financial measure of net income for each of the periods indicated (unaudited and in thousands, except percentages):

Year Ended December 31,															
2022					2021		2020								
Year Ended December 31,										Year Ended December 31,					
2023										2023		2022		2021	
Net and comprehensive income attributable to Dream Finders Homes, Inc.	Net and comprehensive income attributable to Dream Finders Homes, Inc.	\$262,313	\$121,133	\$ 79,093	Net and comprehensive income attributable to Dream Finders Homes, Inc.	\$295,900	\$262,313	\$121,133							
Interest income	Interest income	(169)	(6)	(45)	Interest income	(4,299)	(169)	(6)							
Interest expensed in cost of sales		60,595	32,508	32,044											
Interest charged to homebuilding cost of sales <sup>(1)</sup>					Interest charged to homebuilding cost of sales <sup>(1)</sup>	122,759	60,595	32,508							
Interest expense	Interest expense	32	672	871	Interest expense	1	32	672							
Income tax expense	Income tax expense	81,859	27,455	—	Income tax expense	96,483	81,859	27,455							
Depreciation and amortization <sup>(2)</sup>	Depreciation and amortization <sup>(2)</sup>	17,952	13,205	8,922	Depreciation and amortization <sup>(2)</sup>	10,651	17,952	13,205							
EBITDA	EBITDA	\$422,582	\$194,967	\$120,885	EBITDA	\$521,495	\$422,582	\$194,967							
Stock-based compensation expense		6,796	5,233	947											
Stock-based compensation					Stock-based compensation	14,098	6,796	5,233							
Adjusted EBITDA	Adjusted EBITDA	\$429,378	\$200,200	\$121,832	Adjusted EBITDA	\$535,593	\$429,378	\$200,200							

EBITDA margin %(1)	12.6%	10.1%	10.7%
Adjusted EBITDA margin %(1)	12.8%	10.4%	10.7%
EBITDA margin %(3)	EBITDA margin %(3)		
		13.9%	12.6%
Adjusted EBITDA margin %(3)	Adjusted EBITDA margin %(3)		
		14.3%	12.8%
			10.4%

- (1) Calculated Includes interest charged to homebuilding cost of sales related to our construction lines of credit and senior unsecured notes, net, as a percentage of total revenues, well as lot option fees.
- (2) Includes the impact amortization of fair value of inventory purchase accounting adjustments from prior acquisitions of \$7\$7 million and \$10 million for the year years ended December 31, 2022, and 2021, respectively, which is included in homebuilding cost of sales reported on the Consolidated Statements of Comprehensive Income. For the year ended December 31, 2023, there was no such amortization of fair value adjustments of inventory.
- (3) Calculated as a percentage of total revenues.

## Components of Our Operating Results

Below are general definitions of the income statement line items and unaudited other financial and operating data set forth in our period over period changes in results of operations.

### Revenues — Homebuilding and Other

Revenues include the proceeds from the closing of homes sold to our customers, as well as fees from our wholly-owned title insurance businesses. Revenues from home sales are recorded at the time each home sale is closed, title and possession are transferred to the buyer and there is no significant continuing involvement with the home. For home sales on a homesite that the customer owns, we recognize revenue based on the percentage of completion of the home. Proceeds from home sales are generally received within a few days after closing. Home sales are reported net of sales discounts and incentives granted to homebuyers, which includes seller-paid closing costs. The pace of closings, average home sales price, the level of incentives provided to the customer and the amount of upgrades or options selected all impact our recorded revenues in a given period.

### Homebuilding Cost of Sales

Homebuilding cost of sales includes the lot purchase and carrying costs associated with each lot, construction costs of each home, capitalized interest expensed, lot option fees, building permits, internal and external realtor commissions and warranty costs (both incurred and estimated to be incurred). Land, development and other allocated costs, including interest, lot option fees and property taxes, incurred during development and home construction are capitalized and expensed to homebuilding cost of sales when the home is closed and revenue is recognized. We adjust the cost of lots remaining in a community on a pro rata basis, when changes to estimated total development costs occur, including lot option fees and community costs. Indirect costs such as maintenance of communities, signage and supervision are expensed as incurred.

### Selling, General and Administrative Expense

Selling, general and administrative expense consists of corporate and marketing overhead expenses such as payroll, stock compensation expense, insurance, IT, office expenses, advertising, outside professional services and travel expenses.

Selling, general and administrative expense also includes maintaining model homes and sales centers, including the rent associated with any model homes or sales centers that we have sold and lease from a third party. We recognize these costs in the period they are incurred.

### Income from Equity in Earnings of Unconsolidated Entities

Income from equity in earnings of unconsolidated entities consists primarily of income earned from minority interests in our unconsolidated mortgage banking joint venture, Jet LLC, which underwrites and originates home mortgages across our geographic footprint. Our 49.9% minority interest in Jet LLC is accounted for under the equity investment method and is not consolidated in our consolidated financial statements, as we do not control, and are not deemed the primary beneficiary of, Jet LLC.

### Other Income and Expense

Other income includes income from the sale of non-core assets, interest income and management fees we earn from shared services with the former owner of MHI and from managing certain joint ventures. In general, we earn four to six percent of the sales price of homes built by us on behalf of the joint ventures. Other expense consists primarily of expenses related to the sale of non-core assets. For 2021, other income also includes the one-time forgiveness of the Payroll Protection Program loan.

### Contingent Consideration Revaluation

Contingent consideration revaluation is related to the valuation changes in existing earn out agreements with former owners of acquired entities.

### Net and Comprehensive Income Attributable to Noncontrolling Interests

Net and comprehensive income attributable to noncontrolling interests consists of income attributable to partners in our consolidated joint ventures. In certain of our joint ventures, we agree to split the profits from home closings with our joint venture partners. Net and comprehensive income attributable to noncontrolling interests shows our joint

venture partners' share of homebuilding profits, less any community costs shared with our joint venture partners.

In addition, certain of our joint ventures own lots and from time to time we may record impairment charges relating to such lots. In such cases, we would typically record an impairment charge relating to our proportionate ownership of the joint venture, and the remaining impairment would be reflected through a decrease in income attributable to noncontrolling interests.

#### **Net and Comprehensive Income Attributable to Dream Finders Homes, Inc.**

Net and comprehensive income attributable to Dream Finders Homes, Inc. is total revenues less homebuilding cost of sales, selling, general and administrative expense, income from equity in earnings of unconsolidated entities, other income, other expense, interest expense and net and comprehensive income attributable to noncontrolling interests.

#### **Return on Participating Equity**

Return on participating equity is pre-tax net and comprehensive income attributable to Dream Finders Homes, Inc. tax effected for our federal and state blended tax rate less accrued preferred unit distributions divided by average total participating equity. Participating equity is all equity that participates in the earnings of the Company, including Series A preferred equity and all common equity. Following consummation of our initial public offering, we became subject to taxation as a corporation and consequently calculated return on equity as net income attributable to Dream Finders Homes, Inc. less preferred distributions divided by the average beginning and ending participating equity for the fiscal year.

#### **Net New Orders**

Net new orders is a key performance metric for the homebuilding industry and is an indicator of future revenues and cost of sales. Depending on whether net new orders are associated with a variable interest entity, they can also be an indicator of future net and comprehensive income attributable to noncontrolling interests.

Net new orders for a period are gross sales less any customer cancellations received during the same period. Sales are recognized when a customer signs a contract and we approve such contract and collect any deposit from the customer required by such contract.

#### **Cancellation Rate**

We record a cancellation when a customer notifies us that he or she does not wish to purchase a home. Increasing cancellations are a negative indicator of future performance and can be an indicator of decreased revenues, homebuilding cost of sales and net income. When a cancellation occurs, we generally retain the customer deposit and resell the home to a new customer. Cancellations can occur due to customer credit issues or changes to the customer's desires. The cancellation rate is the total number of new sales purchase contracts cancelled during the period divided by the total new gross sales for homes during the period.

#### **Backlog (at period end)**

Backlog (at period end) is the number of homes in backlog from the previous period plus the number of net new orders generated during the current period minus the number of homes closed during the current period. Backlog at period end includes homes currently under construction and homes that are sold where construction has not commenced.

#### **Gross Margin**

Gross margin is homebuilding revenues less homebuilding cost of sales for the reported period.

#### **Adjusted Gross Margin**

Adjusted gross margin is gross margin less capitalized interest expensed in homebuilding cost of sales, commission expense, and amortization in homebuilding cost of sales (primarily purchase accounting adjustments).

### **Liquidity and Capital Resources**

#### **Overview**

We generate cash from the sale of our inventory and we intend to re-deploy a portion of the net cash generated from the sale of inventory to acquire and control land and further grow our operations year over year. As of December 31, 2022, we had \$365 million in cash and cash equivalents (excluding \$31 million of restricted cash), an increase of \$137 million, or 60%, from \$227 million as of December 31, 2021. We also maintain our Amended and Restated Credit Agreement (the "Amended and Restated Credit Agreement") with a syndicate of lenders providing for a senior unsecured revolving credit facility, which has an aggregate commitment of up to \$1.1 billion and matures on June 2, 2025. Borrowings under this Amended and Restated Credit Agreement are limited to the amount of inventory held on the Consolidated Balance Sheet, subject to unit-specific advance rates and other limitations. As of December 31, 2022, available liquidity under the Credit Agreement was \$122 million, resulting in \$487 million in total liquidity for the Company. We believe that our sources of liquidity are sufficient to satisfy our current commitments. Our liquidity comes from a variety of sources, including cash, borrowings under a credit agreement (the "Credit Agreement"), and net proceeds from the senior unsecured notes ("2028 Notes").

As of December 31, 2023, we had \$494 million in cash and cash equivalents, excluding \$54 million of restricted cash.

The Credit Agreement had an aggregate commitment of up to \$1.2 billion and \$1.1 billion, and outstanding borrowings of \$530 million and \$965 million as of December 31, 2023 and 2022, respectively. The Company had \$334 million of availability under the Credit Agreement with a borrowing base of \$1.2 billion as of December 31, 2023.

On August 22, 2023, the Company issued the 8.25% 2028 Notes with \$300 million in aggregate principal amount. The Company used the net proceeds from the issuance of the 2028 Notes to repay a portion of the then outstanding borrowings under the Credit Agreement.

Total liquidity as of year-end was \$828 million, inclusive of reduced availability under the Credit Agreement for the 2028 Notes, which are permitted unsecured indebtedness. The Credit Agreement will mature on July 17, 2026. Certain of our subsidiaries guaranteed the Company's obligations under the Credit Agreement and the 2028 Notes.

As of December 31, 2023, we were in compliance with the covenants set forth in our Credit Agreement and under the indenture related to the 2028 Notes. See below and refer to Note 2, Debt to our consolidated financial statements for more information on the Credit Agreement and the 2028 Notes.

We continue to evaluate our capital structure and explore options to strengthen our Consolidated Balance Sheet, balance sheet. We will remain opportunistic while assessing available capital in the debt and equity markets.

Our principal uses of capital are for lot deposits, and lot purchases just-in-time for construction, vertical home construction, operating expenses and the payment of routine liabilities.

Cash flows generated by our projects can differ materially from our results of operations, as these depend upon the stage in the life cycle of each project. The majority of our projects begin at the land acquisition stage when we enter into finished lot option contracts by placing a deposit with a land seller, banker or developer. Our lot deposits are an asset on our balance sheets and these cash outflows are not recognized in our results of operations. Early stages in our communities require material cash outflows relating to finished rolling option lot option purchases, entitlements and permitting, construction and furnishing of model homes, roads, utilities, general landscaping and other amenities, as well as ongoing association fees and property taxes. These Except for furnishings of model homes, these costs are capitalized within our real estate inventory and are not recognized in our operating income until a home sale closes. As such, we incur significant cash outflows prior to the recognition of earnings.

revenues.

In later stages of the life cycle of a community, cash inflows could significantly exceed our results of operations, as the cash outflows associated with land purchase and home construction and other expenses were previously incurred.

We typically provide actively enter into finished lot option contracts by placing deposits in with land sellers based on the range of 5% to 10% aggregate purchase price of the land purchase price. finished lots. When entering into these contracts, we also agree to purchase finished lots at predetermined prices, time frames, and quantities that match our expected selling pace in the community.

We also enter into land development arrangements with land sellers, land developers and land bankers. We provide deposits Furthermore, to develop lots that satisfy performance-related obligations in connection with certain land option agreements, we will have the option enter into surety bonds and letters of credit arrangements. Refer to acquire in the future, along with lot option fees based on the outstanding capital balance held by the land banker. The initial investment and lot option fees require our ability to allocate liquidity resources to projects that will not materialize into cash inflows or operating income in the near term. "—Off-Balance Sheet Arrangements" for additional information.

The above cash strategies allow us to maintain adequate lot supply in our existing markets and support ongoing growth and profitability. Although currently there is economic uncertainty that is impacting the homebuilding industry, we continue to operate in geographic regions with consistent increases in the demand for new homes and constrained lot and inventory supply compared to population and job growth trends. We intend to continue to reinvest our earnings into our business and focus on expanding our operations. In addition, as the opportunity to purchase finished lots in desired locations becomes increasingly more limited and competitive, we are committed to allocating additional liquidity to land bank deposits on land development projects, as this strategy mitigates the risks associated with holding undeveloped land on our balance sheet, while allowing us to control adequate lot supply in our key markets to support forecasted growth.

#### Senior Unsecured Notes

On August 22, 2023, the Company issued \$300 million in aggregate principal amount of 8.25% senior unsecured notes due August 15, 2028, which were issued pursuant to an indenture (the "Indenture"). Interest on the 2028 Notes is payable in arrears semiannually on each February 15 and August 15. The 2028 Notes are fully and unconditionally guaranteed on a joint and several senior unsecured basis by certain of the Company's subsidiaries.

The Company received net proceeds from the issuance and sale of the 2028 Notes of \$294 million after unamortized debt issuance costs of \$7 million, which reduce the carrying value of the 2028 Notes reported on the Consolidated Balance Sheets. The net proceeds from the 2028 Notes were used to repay a portion of the then outstanding balance under the Company's Credit Facilities, Letters Agreement.

The 2028 Notes are redeemable by the Company prior to August 15, 2025 through the payment of the principal amount due, which can be accomplished through the issuance of certain restricted equity offerings for specified portions of principal notes outstanding, plus specified rates and accrued and unpaid interest, and a make-whole premium in the event 100% of the principal amount is redeemed. On or after August 15, 2025, the 2028 Notes are redeemable at specified rates equal to 104.1% of the principal balance, plus accrued and unpaid interest, and periodically decrease to 100% on August 15, 2027. Upon the occurrence of a Change of Control (as defined in the Indenture), the holders of the 2028 Notes will have the right to require the Company to repurchase all or a portion of the 2028 Notes at a price equal to 101% of the aggregate principal amount of the 2028 Notes, plus any accrued and unpaid interest.

The Indenture includes customary events of default. Subject to specified exceptions, the Indenture contains certain restrictive covenants that, among other things, limit our ability to incur or guarantee certain indebtedness, issue certain equity interests or engage in certain capital stock transactions. In addition, the Indenture contains certain limitations

related to mergers, consolidations, and transfers of assets.

### Credit Surety Bonds and Financial Guarantees Agreement

On June 2, 2022 July 19, 2023, we the Company entered into an Amended and Restated Credit Agreement amendments to amend and restate our prior its existing credit agreement originally dated as of January 25, 2021. The Amended and Restated agreement. As amended, the Credit Agreement provides for a senior unsecured revolving credit facility and is with a syndicate of lenders. lenders with Bank of America, N.A. acting as administrative agent. The Amended and Restated Credit Agreement provides for aggregate commitments of \$1.125 billion \$1,240 million, which includes a \$25 million letter of credit sublimit, is subject to a borrowing base, and has an accordion feature that which allows the aggregate commitments facility to increase expand up to \$1.625 billion \$1,625 million. The Amended and Restated Credit Agreement matures on maturity date for lenders with \$1,085 million worth of commitments is July 17, 2026. The remaining lenders have a maturity date of June 2, 2025, but such lenders have the option, with the Company's consent, to extend their applicable maturity date to July 17, 2026.

Outstanding borrowings under the Amended and Restated Credit Agreement are subject to, among other things, a borrowing base. The borrowing base includes, among other things, (a) 90% of the net book value of presold housing units, (b) 85% of the net book value of model housing units, (c) 85% of the net book value of speculative housing units, and (d) 70% of the net book value of finished lots, (e) 85% of the net book value of certain built-for-rent units, and (f) 75% of the net book value of other built-for-rent units, in each case subject to certain exceptions and limitations set forth in the Amended and Restated Credit Agreement. The borrowing base availability is reduced dollar-for-dollar for any outstanding unsecured indebtedness permitted under the Credit Agreement.

Under the Amended and Restated Credit Agreement, borrowings under the revolving line of credit Company has the option to draw "Term SOFR Rate Loans" or "Daily Simple SOFR Rate Loans". Term SOFR Rate Loans bear interest at our option, at (1) a "Base Rate", which means for any day a fluctuating rate per annum equal to credit spreads of 1.50% to 2.60%, which are determined based on our debt to capitalization ratio, plus the highest of (a) the Federal Funds Rate plus 0.5%, (b) the rate of interest in effect for such day as publicly announced from time to time by Bank of America as its "prime rate," (c) the Term Secured Overnight Financing Rate ("SOFR") plus 1.00% and (d) 1.00%, or (2) a "Term SOFR Rate", which means for any day a fluctuating rate per annum equal to credit spreads of 2.50% to 3.60%, which are determined based on our debt to capitalization ratio, plus the adjusted Term SOFR rate (based on rates for one, three or six-month interest periods), periods, which include SOFR adjustments of 10, 15 and 25 basis points for each interest period, respectively. Daily Simple SOFR Rate Loans bear interest based on Daily Simple SOFR rates and include a SOFR adjustment of 10 basis points. Interest on each base rate advance borrowed under the Amended and Restated Credit Agreement is payable in arrears on a monthly basis. Interest on each Term SOFR Rate Loans and Daily Simple SOFR Rate Loans also include an "applicable rate advance borrowed under the Amended and Restated Credit Agreement is payable in arrears at the end of the interest period applicable to such advance, or, if less than such interest period, three months after the beginning of such interest period. We pay the lenders a commitment fee margin" determined based on the amount of the unused commitments on a quarterly basis at a rate per annum that will vary from 0.20% to 0.30% depending on our Company's net debt to capitalization ratio. We are also obligated ratio, equivalent to pay other customary closing fees, arrangement fees, administration fees and letter credit spreads of credit fees for a credit facility of this size and type. All obligations under the Amended and Restated Credit Agreement are unsecured and unconditionally guaranteed by us and certain of our subsidiaries, excluding financial services subsidiaries, immaterial subsidiaries and variable interest entities.

As of December 31, 2022 and 2021, the outstanding balance under the Amended and Restated Credit Agreement was \$965 million and \$760 million, respectively. The Company had capitalized debt issuance costs related 2.5% to the line of credit and notes payable, net of amortization, of \$7 million and \$6 million as of December 31, 2022 and 2021, respectively, which are included in other assets on the Consolidated Balance Sheets. The Company amortized \$4 million and \$2 million of debt issuance costs for the years ended December 31, 2022 and 2021, respectively 3.3%.

The Amended and Restated Credit Agreement contains covenants that, among other things, require that we (i) maintain a maximum debt to capitalization ratio, as of the last day of each fiscal quarter, of 62.5% through December 2022 and 60.0% thereafter; (ii) maintain an interest coverage ratio, as of the last day of each fiscal quarter, of not less than 2.0 to 1.0; (iii) maintain a liquidity ratio, as of the last day of each fiscal quarter, of not less than 1.0 to 1.0; (iv) maintain tangible net worth of not less than the sum of (A) \$385 million \$607 million, (B) 50.0% of net income earned in each fiscal quarter after December 31, 2021 March 31, 2023 and (C) 50.0% of the aggregate increases in shareholders' equity of the consolidated group after December 31, 2021 March 31, 2023 by reason of the issuance and sale of equity interests of the members of the consolidated group; (v) maintain a risk assets ratio (defined as (A) the sum of the GAAP net book value for all finished lots, lots under development and land held for future development or disposition to (B) tangible net worth), as of the last day of each fiscal quarter, of no less more than 1.0 to 1.0; (vi) not allow aggregate investments in unconsolidated affiliates to exceed 15.0% of tangible net worth, as of the last day of any fiscal quarter; and (vii) not incur indebtedness other than, among other things, (A) the obligations under the Amended and Restated Credit Agreement, (B) non-recourse indebtedness in an amount not to exceed 15.0% of tangible net worth, as of the last day of each fiscal quarter, (C) operating lease liabilities, finance lease liabilities and purchase money obligations for fixed or capital assets not to exceed \$5.0 million \$5 million in the aggregate, (D) indebtedness of financial services subsidiaries and variable interest entities, and (E) indebtedness under hedge contracts entered into for purposes other than for speculative purposes. purposes, and (F) permitted unsecured indebtedness (including the 2028 Notes). The Company was in compliance with all debt covenants as of December 31, 2022 December 31, 2023 and December 31, 2021, 2022. The Company expects to remain in compliance with all debt covenants over the next twelve 12 months. We enter into surety bonds and letter

The Company had capitalized debt issuance costs, net of credit arrangements with local municipalities, government agencies, and land developers. These arrangements relate amortization, related to certain performance-related obligations and serve as security for certain land option agreements. As of December 31, 2022, we had outstanding surety bonds and letters construction lines of credit totaling \$85 million \$7 million as of both December 31, 2023 and \$1 million, respectively.

### Leases



The Company has operating leases primarily associated with office space 2022, which were included in other assets on the Consolidated Balance Sheets. Debt issuance costs that is used by divisions outside are recorded to capitalized interest are expensed in cost of sales as the Jacksonville area, model home sale-leasebacks and a corporate office building sale-leaseback. The Company also has finance leases for corporate office furniture. As of December 31, 2022, the future minimum lease payments required under these leases totaled \$30 million, with \$8 million payable within 12 months. Further information regarding our leases is provided in Note 6, Commitments and Contingencies to our consolidated financial statements.homes close.

#### Contingent Consideration

Based on the terms of the purchase agreement, at the time of an acquisition, the Company may record a contingent consideration liability based on the expected fair value of any future earn out payments due to the acquiree for a typical period of up to five years post-acquisition. This liability is remeasured to fair value quarterly and the adjustment is recorded in contingent consideration revaluation.revaluation in the Consolidated Statements of Comprehensive Income. As of December 31, 2022December 31, 2023, the contingent consideration liability totaled \$115 million,\$117 million, with approximately \$43 million\$50 million payable within 12 months. Further information regarding our contingent consideration liability is provided in Note 1, Nature of Business and Significant Accounting Policies to our consolidated financial statements.

#### Leases

The Company has operating leases primarily associated with office space that is used by divisions outside of the Jacksonville area, model home sale-leasebacks and a corporate office building sale-leaseback. The Company also has finance leases for corporate office furniture. As of December 31, 2023, the future minimum lease payments required under these leases totaled \$25 million, with \$7 million payable within 12 months. Further information regarding our leases is provided in Note 2, Business Combinations 5, Commitments and Contingencies to our consolidated financial statements.

#### Series B Preferred Units

Following a corporate reorganization and upon completion On August 31, 2023, the Company redeemed all of the Company's initial public offering as described in Note 1, Nature of Business and Significant Accounting Policies to our consolidated financial statements, MOF II DF Home LLC and MCC Investment Holdings LLC (both controlled by Medley Capital Corporation) continue to hold the its previously outstanding Series B preferred units of DFH LLC. As such, they have certain rights and preferences with regard. The Company made an aggregate cash payment to DFH LLC that the Series B holders of our Class A common stock do not have. The series B preferred units are not convertible into \$11 million, which included \$7 million in principal plus cumulative undistributed earnings, less a negotiated discount on that date. Following the Company's common stock.

The redemption, no Series B preferred units shall automatically be deemed remain outstanding. Refer to be cancelled when a holder of a Series B preferred unit receives aggregate distributions from DFH LLC on a Series B preferred unit equal Note 12, Mezzanine and Stockholders' Equity to the sum of (i) \$1,000 per unit and (ii) the unreturned capital contributions per unit plus an 8% per annum cumulative preferred return (the "Series B Distribution Amount").

In the event of a liquidation or dissolution of DFH LLC, the holders of Series B preferred units shall have preference over our membership interest in DFH LLC. Further, in the event of (i) a sale of substantially all of DFH LLC's assets or (ii) a merger or reorganization resulting in the members of DFH LLC immediately prior to such transaction no longer beneficially owning at least 50% of the voting power of DFH LLC, the holders of the Series B preferred units may demand redemption of their Series B preferred units at a price equal consolidated financial statements for disclosure related to the Series B Distribution Amount (less prior distributions on such shares).

#### Series C Preferred Units

Following a corporate reorganization and upon completion of the Company's initial public offering as described in Note 1. Nature of Business and Significant Accounting Policies to our consolidated financial statements, on January 27, 2021 we redeemed all 26,000 outstanding Series C preferred units of DFH LLC at a redemption price of \$26 million, including accrued unpaid preferred distributions. redemption.

#### Convertible Preferred Stock

On September 29, 2021, we sold 150,000 shares of newly-created Convertible Preferred Stock convertible preferred stock with an initial liquidation preference of \$1,000 per share and a par value \$0.01 per share, for an aggregate purchase price of \$150 million. We used the proceeds from the sale of the Convertible Preferred Stock convertible preferred stock to partially fund the MHI acquisition and for general corporate purposes. Pursuant to the Certificate of Designations, the Convertible Preferred Stock convertible preferred stock ranks senior to the Class A and B common stock with respect to dividends and distributions on liquidation, winding-up and dissolution. Accordingly, upon a liquidation, dissolution or winding up of the Company, each share of Convertible Preferred Stock convertible preferred stock is entitled to receive the initial liquidation preference of \$1,000 per share, subject to adjustment, plus all accrued and unpaid dividends thereon. In addition, the Convertible Preferred Stock convertible preferred stock has the following terms:

- Cumulative Dividends: The Convertible Preferred Stock convertible preferred stock accumulates cumulative dividends at a rate per annum equal to 9% payable quarterly in arrears.
- Duration: The Convertible Preferred Stock convertible preferred stock is perpetual with call and conversion rights. The Convertible Preferred Stock convertible preferred stock is not convertible by the Purchasers in the first five years following issuance, with the exception of the acceleration of the Conversion Right (as defined below) upon breach of the protective covenants (described below). We can call the outstanding Convertible Preferred Stock convertible preferred stock at any time for one-hundred and

two percent (102%) of its liquidation preference during the fourth year following its issuance and for one-hundred and one percent (101%) of its liquidation preference during the fifth year following its issuance, plus accrued but unpaid dividends, if any. Subsequent to the fifth anniversary of its issuance, a purchaser can convert the **Convertible Preferred Stock** convertible preferred stock into Class A common stock (the "Conversion Right"). The conversion price will be based on the average of the **trailing 90 days' closing price of ninety trading days for the** Class A common stock **immediately preceding but not including the date of the optional conversion notice (as defined in the certificate of designations for the convertible preferred stock)**, less 20% of the average and subject to a floor conversion price of \$4.00 (the "Conversion Discount").

- **Protective Covenants:** The protective covenants of the **Convertible Preferred Stock** convertible preferred stock require us to maintain compliance with all covenants related to (i) the Credit Agreement, as may be further amended from time to time; provided that any amendment, restatement, modification or waiver of the Credit Agreement that would adversely and materially affect the rights of the Purchasers will require the written consent of holders of a majority of the then-outstanding shares of **Convertible Preferred Stock**; convertible preferred stock; and (ii) any agreement between the Company and any Purchaser (the covenants referred to in clauses (i) and (ii), collectively, the "Protective Covenants"). Non-compliance beyond any applicable cure period with the Protective Covenants (in the case of the Protective Covenants related to the Credit Agreement) will accelerate the Conversion Right, and in the event of such acceleration that occurs before the fifth anniversary following the issuance of the **Convertible Preferred Stock**; convertible preferred stock, the **"Conversion Discount"** Conversion Discount shall be increased from 20% to 25%.
- **Voting Rights:** Except as may be expressly required by Delaware law, the shares of **Convertible Preferred Stock** convertible preferred stock have no voting rights.

- **Redemption in a Change of Control:** The **Convertible Preferred Stock** convertible preferred stock will be redeemed, contingent upon and concurrently with the consummation of a change of control of the Company. Shares of **Convertible Preferred Stock** convertible preferred stock will be redeemed in a change of control of the Company at a price, in cash, equal to the liquidation preference, subject to adjustment, plus all accumulated and unpaid dividends, plus, if the change of control occurs before the fourth anniversary of the date of issuance of the **Convertible Preferred Stock**; convertible preferred stock, a premium equal to the dividends that would have accumulated on such share of **Convertible Preferred Stock** convertible preferred stock from and after the change of control redemption date and through the fourth anniversary of the issuance of the **Convertible Preferred Stock**; convertible preferred stock.

Pursuant to the terms of the Certificate of Designations, unless and until approval of the Company's stockholders is obtained, no shares of Class A common stock will be issued or delivered upon conversion of any **Convertible Preferred Stock** convertible preferred stock to the extent that such issuance would (i) result in the holder beneficially owning in excess of 19.99% of the outstanding Class A common stock as of the date of the Certificate of Designations or (ii) exceed 19.99% of the outstanding shares of Class A and Class B common stock combined as of the date of the Certificate of Designations.

## Cash Flows

The following table summarizes our cash flows for the periods indicated (in thousands):

	Year Ended December 31,		
	2022	2021	2020
Net cash (used in) provided by operating activities	\$ (27,623)	\$ 65,108	\$ 96,911
Net cash used in investing activities	(5,524)	(523,043)	(13,027)
Net cash provided by (used in) financing activities	146,955	645,884	(65,830)

	Year Ended December 31,		
	2023	2022	2021
Net cash provided by/(used in) operating activities	\$ 374,234	\$ (27,623)	\$ 64,972
Net cash used in investing activities	(4,484)	(5,524)	(523,043)
Net cash (used in)/provided by financing activities	(216,424)	146,955	646,020

Year Ended **December 31, 2022** December 31, 2023 Compared to Year Ended **December 31, 2021** December 31, 2022

Net cash provided by operating activities was \$374 million for the year ended December 31, 2023, compared to \$28 million of net cash used in operating activities was \$28 million for the year ended December 31, 2022, as compared to \$65 million of . The change in net cash provided by operating activities for was primarily driven by a lower increase in inventories when compared to the prior year ended December 31, 2021. The change of \$250 million, as well as higher net income in net cash used in operating activities was primarily 2023, largely driven by an increase in inventories, partially offset by the home closings when compared to 2022. There was also a decrease in lot deposits in 2023, compared to an increase in net income generated on home closings and less cash used for lot deposits for in 2022. Customer deposits also increased versus a decrease in customer deposits in the year ended December 31, 2022. prior year.

Net cash used in investing activities was \$6 million \$4 million for the year ended December 31, 2022 ended December 31, 2023, as compared to \$523 \$6 million of cash used in investing activities for the year ended December 31, 2021. December 31, 2022, The change in net primarily attributable to higher purchases of property and equipment during the year ended December 31, 2022.

Net cash used in investing financing activities was primarily attributable to the Company's acquisitions of Century Homes and MHI during the first quarter and fourth quarter of 2021, respectively, compared to no acquisitions \$216 million for the year ended December 31, 2022.

Net cash provided by financing activities was \$147 million for the year ended December 31, 2022 December 31, 2023, as compared to \$646 million \$147 million of cash provided by financing activities for the year ended December 31, 2021 December 31, 2022. The change in net cash provided by used in financing activities was primarily attributable to higher net payments on the Corporate Reorganization, which included IPO construction lines of credit of \$436 million in 2023 compared to \$203 million of net proceeds of \$130 million, \$148 million net proceeds in 2022, and to a lesser extent, a one-time payment related to the issuance redemption of convertible the Series B preferred stock, and \$447 million in units during the year ended December 31, 2023. The full net proceeds from construction lines the issuance of credit. No such transaction occurred for unsecured senior notes of \$300 million during the year ended December 31, 2022, except for \$203 million were used to pay down a portion of net proceeds from construction lines of credit. the outstanding balance under the Credit Agreement.

Refer to the Form 10-K for the year ended December 31, 2021 December 31, 2022 filed on March 16, 2022 March 2, 2023 for the cash flows and related discussion for December 31, 2021 December 31, 2022 compared to year ended December 31, 2020 December 31, 2021.

#### Factors Affecting Our Results of Operations

We believe that our future performance will depend on many factors, including those described below and in the sections titled "Risk Factors" and "Cautionary Note Regarding Forward-Looking Statements" included elsewhere in this Annual Report on Form 10-K.

#### Changes in Price and Availability of Land

Acquiring home sites or finished lots in desirable geographic areas with prices and acquisition terms that drive profitable home delivery is an important component of our business. Our infrastructure is designed to build a certain number of homes each year and an adequate lot supply is crucial to meeting our business objectives.

#### Our sourcing of Off-Balance Sheet Arrangements

##### Asset-Light Lot Acquisition Strategy

We employ an asset-light and cost-effective lot acquisition strategy to achieve our growth goals. This strategy involves two key approaches: finished lots is affected by changes in lot option contracts and land bank option contracts. These contracts grant us the general availability of finished lots in the markets in which we operate, the willingness of land sellers right to sell purchase finished lots at competitive predetermined fixed prices competition for available finished lots from various land developers, sellers, and other market conditions. Lot value appreciation or depreciation varies across the markets in which we operate. land bank partners. Our acquisition costs associated with finished lots have increased in certain of our markets where job sole legal obligation and population growth are outpacing lot supply.

If the supply of finished lots is limited because of these or other factors, we may build and sell fewer homes as a result. To the extent that we are unable to acquire finished lots at competitive prices, or at all, our revenues, margins and other results of operations could be negatively impacted.

#### Availability of Mortgages; Applicable Interest Rates

The majority of our homebuyers in 2022 obtained a mortgage to purchase their home. As a result, the availability of mortgages on terms that make purchases of our homes affordable to a broad base of consumers has a significant impact on our business. The availability and accessibility of mortgages can depend in part on current interest rates and down payment requirements, which are not within our control. The majority of our customers that obtain mortgages obtain loans that conform to the terms established by Freddie Mac and Fannie Mae. During 2022, mortgage interest rates have sharply increased, and continue to rise. Additionally, interest rates available to homebuyers obtaining conforming loans are driven by Freddie Mac's and Fannie Mae's ability to package and sell loans in the secondary market. Disruptions in this supply chain could impact our business significantly if our homebuyers are unable to obtain mortgages on terms that are acceptable, or at all.

#### Costs of Building Materials and Labor

Our cost of sales includes the acquisition and finance costs of home sites or lots, municipality fees, the costs associated with obtaining building permits, materials and labor to construct the home, interest costs for construction loans, internal and external realtor commissions and other miscellaneous closing costs. Home site costs range from 20-30% of the average cost of a home. Building materials range from 40-50% of the average cost to build the home, labor ranges from 25-30% of the average cost to build the home, and interest, commissions and closing costs range from 5-10% of the average cost to build the home.

In general, the cost of building materials fluctuates with overall trends in the underlying prices of raw materials. The cost of certain of our building materials, such as lumber and oil-based products, fluctuates with market-based pricing curves. We often obtain volume discounts and/or rebates with certain suppliers of our building materials, which in turn reduces our cost of sales.

However, increases in the cost of building materials may reduce gross margin to the extent that market conditions prevent the recovery of increased costs through higher home sales prices. The price changes that most significantly influence our operations are price increases in commodities. Significant price increases of these materials may negatively impact our cost of sales and, in turn, our net income.

#### Housing Supply and Demand

When the supply of new homes exceeds new home demand, new home prices may generally be expected to decline. The COVID-19 pandemic caused a sharp decline in our homebuilding business in March and April 2020 and was followed by a sharp increase in our sales that began in May 2020. Elevated sales were observed through early 2022.

As a result of the COVID-19 pandemic, we observed an increase in demand from entry-level homebuyers, our primary customer focus, seeking to move out of apartments and into more spacious homes in anticipation of spending more time at home with remote-working arrangements increasing in prevalence. During the third and fourth quarters of 2022, housing demand was negatively impacted as rising mortgage rates created strains on affordability, and as a result, has contributed to lower net sales. We expect housing market conditions in the majority of the markets that we construct homes to remain relatively healthy in 2023 based on the limited supply of resale homes and population growth continuing to outpace new home construction, even in the face of the rising interest rates.

### Seasonality

In all of our markets, we have historically experienced similar variability in our results of operations and capital requirements from quarter to quarter due to the seasonal nature of the homebuilding industry.

We generally sell more homes in the first and second quarters and close more homes in our third and fourth quarters. As a result, our revenue may fluctuate on a quarterly basis and we may have higher capital requirements in our second, third and fourth quarters in order to maintain our inventory levels. As a result of seasonal activity, our quarterly results of operations and financial position at the end of a particular quarter, especially our first quarter, are not necessarily representative of the results we expect at year end. We expect this seasonal pattern to continue in the long term.

### Factors Affecting the Comparability of Our Financial Condition and Results of Operations

Our historical financial condition and results of operations for the periods presented may not be comparable, either from period to period or going forward, economic loss as a result of our recent acquisitions as well as the following reasons:

#### Corporate Reorganization

The Company was formed for the purpose of completing an initial public offering ("IPO") of its common stock and related transactions in order to carry on the business of Dream Finders Holdings LLC, a Florida such forfeitures is limited liability company ("DFH LLC"), as a publicly-traded entity. Pursuant to a corporate reorganization and completion of its IPO on January 25, 2021, the Company became a holding company for DFH LLC and its subsidiaries. For information regarding the Company's corporate reorganization, see Note 1, Nature of Business and Significant Accounting Policies to the consolidated financial statements.

#### Income Taxes

Prior amount of the deposits paid pursuant to such option contracts and, in the case of land bank option contracts, our loss is limited to the Company's initial public offering ("IPO") related lot option fees paid to the land bank partner, any potential performance obligations, management of the land development to completion and any cost overruns relative to the project.

As of December 31, 2023, our lot deposits for finished lot option and land bank option contracts that are within the Consolidated Balance Sheets were \$247 million. As of December 31, 2023, we were composed controlled 29,748 lots under finished lot option and land bank option contracts.

Refer to "Item 1. Business—Land Acquisition and Development Process" for more information.

#### Surety Bonds, Letters of various pass-through entities that are all treated as partnerships for federal income tax purposes, but are subject Credit and Financial Guarantees

We enter into surety bonds and letters of credit arrangements with local municipalities, government agencies and land developers. These arrangements relate to certain minimal taxes performance-related obligations and fees; however, income taxes on taxable income or serve as security for certain land option agreements.

As of December 31, 2023, we had outstanding surety bonds and letters of credit totaling \$195 million and \$1 million, respectively. We believe we will fulfill our obligations under the related arrangements and do not anticipate any material losses realized by our predecessor, DFH LLC, are generally the obligation under these surety bonds and letters of the individual members or partners. Following the consummation of the IPO, we became a corporation subject to corporate-level taxes, our income taxes became dependent upon our taxable income, and our net income since the IPO reflects such taxes. We recognize the financial statement impacts of GAAP and tax timing differences on a quarterly basis.

#### Selling, General and Administrative Expense

Our selling, general and administrative expenses have increased as a result of our acquisitions and the initial and ongoing compliance costs associated with being a public company, including certain provisions of the Sarbanes-Oxley Act and related SEC regulations, and the requirements associated with our Class A common stock listed on the NYSE. In 2021, we also recognized the acceleration of certain of our predecessor's, DFH LLC, costs, such as capitalized debt issuance costs and unvested stock compensation, which vested at the date of the Company's initial public offering.

#### Equity Incentive Plan

To incentivize individuals providing services to us or our affiliates, the Board of Directors adopted the 2021 Equity Incentive Plan in connection with the IPO. Our 2021 Equity Incentive Plan provides for the grant, from time to time, at the discretion of our Board of Directors or a committee thereof, of stock options, stock appreciation rights, restricted stock, restricted stock units, stock awards, dividend equivalents, other stock-based awards, cash awards, substitute awards and performance awards, which generally results in stock compensation expense. Any individual who is our officer or employee or an officer or employee of any of our affiliates, and any other person who provides services to us or our affiliates, including our directors, is eligible to receive awards under our 2021 Equity Incentive Plan at the discretion of our Board of Directors or the Compensation Committee of our Board of Directors. credit.

## Critical Accounting Policies and Estimates

We prepare our consolidated financial statements in accordance with GAAP. Our critical accounting policies are those that we believe have the most significant impact to the presentation of our financial position and results of operations and that require the most difficult, subjective or complex judgments. In many cases, the accounting treatment of a transaction is specifically dictated by GAAP without the need for the application of judgment.

In certain circumstances, however, the preparation of consolidated financial statements in conformity with GAAP requires us to make certain estimates, judgments and assumptions that affect the reported amounts of assets and liabilities and disclosure of contingent assets and liabilities as of the date of the consolidated financial statements, as well as the reported amounts of revenues and expenses during the reporting period.

While our significant accounting policies are more fully described in Note 1, Nature of Business and Significant Accounting Policies to our consolidated financial statements, we believe the following topics reflect our critical accounting policies and our more significant judgment and estimates used in the preparation of our consolidated financial statements.

### Revenue Recognition

We recognize revenue in two ways in accordance with Accounting Standards Codification ("ASC") 606. This includes revenues from home sales with respect to homes that we construct on homesites to which we own title that are recorded at the time each home sale is closed and title and possession are transferred to the buyer, or upon delivery of homes sold to third-party investors intending to lease the homes, as well as revenues from home sales in which the buyer retains title to the homesite while we build the home that are recognized based on the percentage of completion of the home construction, which is measured on a quarterly basis. We determine the percentage of completion based on the number of days of construction completed to the total estimated number of days to construct the home.

### Real Estate Inventory and Homebuilding Cost of Sales

Inventories include the cost of direct land acquisition, land development, construction, capitalized interest, lot option fees, real estate taxes and direct overhead costs incurred related to land acquisition and development and home construction. Indirect overhead costs are charged to selling, general and administrative expense as incurred.

Land and development costs are typically allocated to individual residential lots on a pro-rata pro rata basis based on the number of lots in the development, and the costs of residential lots are transferred to construction work in progress when home construction begins. Sold units are expensed on a specific identification basis as homebuilding cost of sales. Homebuilding cost of sales for homes closed includes the specific construction costs of each home and all applicable land acquisition, land development and related costs allocated to each residential lot.

Inventories are carried at the lower of accumulated cost or net realizable value. We periodically review the performance and outlook of our inventories for indicators of potential impairment.

### Business Combinations and Valuation of Contingent Consideration

The Company accounts for business combinations using the acquisition method. Under ASC 805 a business combination occurs when an entity obtains control of a "business." The Company determines whether or not the gross assets acquired meet the definition of a business. If they meet this criteria, the Company accounts for the transaction as a stock purchase. If they do not meet this criteria the transaction is accounted for as an asset purchase. The consideration transferred in the acquisition is generally measured at fair value, as are the identifiable net assets acquired. Any goodwill that arises is tested annually for impairment. Any gain on a bargain purchase is recognized in profit or loss immediately. Transaction costs are expensed as incurred, except if related to the issuance of debt or equity securities. Any contingent consideration is measured at fair value at the date of acquisition and is based on expected cash flow of the acquisition target discounted over time using an observable market discount rate. The Company generally utilizes outside valuation experts to determine the amount of contingent consideration. Contingent consideration is remeasured at fair value at each reporting date and subsequent changes in the fair value of the contingent consideration are recognized in other income or other expense in the Consolidated Statements of Comprehensive Income.

### Recent Accounting Pronouncements

See Refer to Note 1, Nature of Business and Significant Accounting Policies to our consolidated financial statements.

### Inflation

Inflation in the United States materially increased during the year ended December 31, 2022. To combat these inflationary pressures, the Federal Reserve raised interest rates during 2022 and signaled future interest rate increases.

Our operations may be negatively impacted by inflation due to increasing construction costs, labor, materials as well as land acquisition and financing costs. Inflation can also result in rising mortgage interest rates, which can, in turn, substantially limit the ability of a typical homebuyer, relying on mortgage financing, to purchase a new home. During

2022, although there were increases in the cost of labor and materials, these additional costs were outpaced by price increases in homes closed, and as such, did not have a material impact on our gross margins.

#### Off-Balance Sheet Arrangements

##### Asset-Light Lot Acquisition Strategy

We operate an asset-light and capital-efficient lot acquisition strategy primarily through finished lot option contracts and land bank option contracts. These contracts generally allow us to forfeit our right to purchase the lots controlled by these option contracts for any reason, and our sole legal obligation and economic loss as a result of such forfeitures is limited to the amount of the deposits paid pursuant to such option contracts and, in the case of land bank option contracts, any related lot option fees paid to the land bank partner, any potential performance obligations, management of the development to completion and any cost overruns relative to the project. We do not have any financial guarantees or completion obligations, and we do not guarantee lot purchases on a specific performance basis under these agreements. See "Business—Land Acquisition and Development Process" for further information on these option contracts.

As of December 31, 2022, we controlled 37,615 lots through finished lot option contracts and land bank option contracts. Our entire risk of loss pertaining to the aggregate purchase price of contractual commitments resulting from our non-performance under our finished lot option contracts and land bank option contracts is limited to approximately \$277 million in lot deposits as of December 31, 2022. In addition, we have capitalized costs of \$184 million relating to our off-balance sheet arrangements and land development due diligence.

##### Surety Bonds and Letters of Credit

We enter into surety bonds and letters of credit arrangements with local municipalities, government agencies and land developers. These arrangements relate to certain performance-related obligations and serve as security for certain land option agreements. As of December 31, 2022, we had outstanding surety bonds and letters of credit totaling \$85 million and \$1 million, respectively. We believe we will fulfill our obligations under the related arrangements and do not anticipate any material losses under these surety bonds and letters of credit.

#### ITEM 7A. QUANTITATIVE AND QUALITATIVE DISCLOSURES ABOUT MARKET RISK

Our operations are interest-rate sensitive. As overall housing demand is adversely affected by increases in interest rates, a significant increase in interest rates may negatively affect the ability of homebuyers to secure adequate financing. Higher interest rates could adversely affect our revenues, gross margins and net income. We do not enter into, nor do we intend to enter into in the future, derivative financial instruments for trading or speculative purposes to hedge against interest rate fluctuations.

##### Quantitative and Qualitative Disclosures About Interest Rate Risk

Market risk is the risk of loss arising from adverse changes in market prices and interest rates. Our market risk arises from interest rate risk inherent in our financial instruments and debt obligations. Interest rate risk results from the possibility that changes in interest rates will cause unfavorable changes in net income or in the value of interest rate-sensitive assets, liabilities and commitments. Lower interest rates tend to increase demand for mortgage loans for home purchasers, while higher interest rates make it more difficult for potential borrowers to purchase residential properties and to qualify for mortgage loans. We have no market instruments held for speculative or trading purposes.

The Amended and Restated Under the Credit Agreement, provides for loans the Company has the option to draw "Term SOFR Rate Loans" or "Daily Simple SOFR Rate Loans". Term SOFR Rate Loans bear interest at the Company's option, at (1) based on Term SOFR rates for one, three or six-month interest periods, which include SOFR adjustments of 10, 15 and 25 basis points for each interest period, respectively. Daily Simple SOFR Rate Loans bear interest based on Daily Simple SOFR rates and include a "Base Rate", which means for any day a fluctuating SOFR adjustment of 10 basis points. Interest under Term SOFR Rate Loans and Daily Simple SOFR Rate Loans also include an "applicable rate per annum equal to credit spreads of 1.5% to 2.6%, which are margin" determined based on the Company's net debt to capitalization ratio, plus the highest of (a) the Federal Funds Rate plus 0.5%, (b) the rate of interest in effect for such day as publicly announced from time to time by Bank of America as its "prime rate," (c) Term SOFR plus 1.0% and (d) 1.0%, or (2) a "Term SOFR/Letter of Credit Rate", which means for any day a fluctuating rate per annum equal equivalent to credit spreads of 2.5% to 3.6%, which are determined based on the Company's debt to capitalization ratio, plus the adjusted term SOFR rate (based on one, three or six-month interest periods) 3.3%.

Interest on Base Rate or Daily Simple SOFR Rate advances borrowed under the Credit Agreement is payable in arrears on a monthly basis. Interest on each Eurodollar Term SOFR rate advance advances borrowed under the Credit Agreement is payable in arrears at the end of the interest period applicable to such advance, or, if less than such interest period, three months after the beginning of such interest period. The Company pays the lenders a commitment fee on the amount of the unused commitments on a quarterly basis at a rate per annum that will vary from 0.2% 0.20% to 0.3% 0.30% depending on the Company's net debt to net capitalization ratio.

Outstanding borrowings under the Credit Agreement are subject to, among other things, a borrowing base. The borrowing base includes, among other things, (a) 90% of the net book value of presold housing units, (b) 85% of the net book value of model housing units, (c) 85% of the net book value of speculative housing units, and (d) 70% of the net book value of finished lots, (e) 85% of the net book value of certain built-for-rent units, and (f) 75% of the net book value of other built-for-rent units, in each case subject to certain exceptions and limitations set forth in the Credit Agreement. The borrowing base availability is reduced dollar-for-dollar for any outstanding unsecured indebtedness permitted under the Credit Agreement.



Our mortgage banking joint venture, Jet **LLC, HomeLoans**, is exposed to interest rate risk as it relates to its lending activities. Jet **LLC HomeLoans** underwrites and originates mortgage loans, which are sold through either optional or mandatory forward delivery contracts into the secondary markets. **All The loan portfolio of the mortgage banking segment's loan portfolio Jet HomeLoans** is held for sale and subject to forward sale commitments. Jet **LLC HomeLoans** also sells all of its mortgages held for sale on a servicing released basis.

## ITEM 8. FINANCIAL STATEMENTS AND SUPPLEMENTARY DATA

### Dream Finders Homes, Inc. and Subsidiaries Index

Report of Independent Registered Public Accounting Firm (PCAOB ID: 238)	54 57
Consolidated Balance Sheets	56 59
Consolidated Statements of Comprehensive Income	57 60
Consolidated Statements of Equity	58 61
Consolidated Statements of Cash Flows	59 62
Notes to Consolidated Financial Statements	61 64-81

### Report of Independent Registered Public Accounting Firm

To the Board of Directors and Stockholders of Dream Finders Homes, Inc.

#### Opinions on the Financial Statements and Internal Control over Financial Reporting

We have audited the accompanying consolidated balance sheets of Dream Finders Homes, Inc. and its subsidiaries (the "Company") as of **December 31, 2022** **December 31, 2023** and **2021, 2022**, and the related consolidated statements of comprehensive income, of equity and of cash flows for each of the three years in the period ended **December 31, 2022** **December 31, 2023**, including the related notes (collectively referred to as the "consolidated financial statements"). We also have audited the Company's internal control over financial reporting as of **December 31, 2022** **December 31, 2023**, based on criteria established in Internal Control - Integrated Framework (2013) issued by the Committee of Sponsoring Organizations of the Treadway Commission (COSO).

In our opinion, the consolidated financial statements referred to above present fairly, in all material respects, the financial position of the Company as of **December 31, 2022** **December 31, 2023** and **2021, 2022**, and the results of its operations and its cash flows for each of the three years in the period ended **December 31, 2022** **December 31, 2023** in conformity with accounting principles generally accepted in the United States of America. Also in our opinion, the Company maintained, in all material respects, effective internal control over financial reporting as of **December 31, 2022** **December 31, 2023**, based on criteria established in Internal Control - Integrated Framework (2013) issued by the COSO.

#### Basis for Opinions

The Company's management is responsible for these consolidated financial statements, for maintaining effective internal control over financial reporting, and for its assessment of the effectiveness of internal control over financial reporting, included in Management's Annual Report on Internal Control over Financial Reporting appearing under Item 9A. Our responsibility is to express opinions on the Company's consolidated financial statements and on the Company's internal control over financial reporting based on our audits. We are a public accounting firm registered with the Public Company Accounting Oversight Board (United States) (PCAOB) and are required to be independent with respect to the Company in accordance with the U.S. federal securities laws and the applicable rules and regulations of the Securities and Exchange Commission and the PCAOB.

We conducted our audits in accordance with the standards of the PCAOB. Those standards require that we plan and perform the audits to obtain reasonable assurance about whether the consolidated financial statements are free of material misstatement, whether due to error or fraud, and whether effective internal control over financial reporting was maintained in all material respects.

Our audits of the consolidated financial statements included performing procedures to assess the risks of material misstatement of the consolidated financial statements, whether due to error or fraud, and performing procedures that respond to those risks. Such procedures included examining, on a test basis, evidence regarding the amounts and disclosures in the consolidated financial statements. Our audits also included evaluating the accounting principles used and significant estimates made by management, as well as evaluating the overall presentation of the consolidated financial statements. Our audit of internal control over financial reporting included obtaining an understanding of internal control over financial reporting, assessing the risk that a material weakness exists, and testing and evaluating the design and operating effectiveness of internal control based on the

assessed risk. Our audits also included performing such other procedures as we considered necessary in the circumstances. We believe that our audits provide a reasonable basis for our opinions.

#### Definition and Limitations of Internal Control over Financial Reporting

A company's internal control over financial reporting is a process designed to provide reasonable assurance regarding the reliability of financial reporting and the preparation of financial statements for external purposes in accordance with generally accepted accounting principles. A company's internal control over financial reporting includes those policies and procedures that (i) pertain to the maintenance of records that, in reasonable detail, accurately and fairly reflect the transactions and dispositions of the assets of the company; (ii) provide reasonable assurance that transactions are recorded as necessary to permit preparation of financial statements in accordance with generally accepted accounting principles, and that receipts and expenditures of the company are being made only in accordance with authorizations of management and directors of the company; and (iii) provide reasonable assurance regarding prevention or timely detection of unauthorized acquisition, use, or disposition of the company's assets that could have a material effect on the financial statements.

Because of its inherent limitations, internal control over financial reporting may not prevent or detect misstatements. Also, projections of any evaluation of effectiveness to future periods are subject to the risk that controls may become inadequate because of changes in conditions, or that the degree of compliance with the policies or procedures may deteriorate.

#### Critical Audit Matters

The critical audit matter communicated below is a matter arising from the current period audit of the consolidated financial statements that was communicated or required to be communicated to the audit committee and that (i) relates to accounts or disclosures that are material to the consolidated financial statements and (ii) involved our especially challenging, subjective, or complex judgments. The communication of critical audit matters does not alter in any way our opinion on the consolidated financial statements, taken as a whole, and we are not, by communicating the critical audit matter below, providing a separate opinion on the critical audit matter or on the accounts or disclosures to which it relates.

#### Valuation of Contingent Consideration

As described in Note 1 to the consolidated financial statements, the Company has recorded contingent consideration related to the **acquisitions** **acquisition** of McGuyer Homebuilders, Inc. in **2021**, **H&H Constructors of Fayetteville in 2020**, and **Village Park Homes in 2019**, **2021**. Management recorded the fair value of the contingent consideration as a liability on the **respective** acquisition **dates**, **date**. The estimated earn-out payments are subsequently remeasured to fair value at each reporting date based on the estimated future earnings of the acquired **entities** **entity** and the reassessment of risk-adjusted discount rates. The measurement of contingent consideration was based on projected cash flows such as revenues, gross margin, overhead expenses, and pre-tax income and discounted to present value using the discounted cash flow method. As of **December 31, 2022** **December 31, 2023**, the liability for contingent consideration was **\$115 million**, **\$116.8 million**.

The principal considerations for our determination that performing procedures relating to the valuation of contingent consideration is a critical audit matter are (i) the significant judgment by management when estimating the fair value of contingent consideration; (ii) a high degree of auditor judgment, subjectivity, and effort in performing procedures and evaluating management's significant assumptions related to projected revenue, gross margin and pre-tax **income and the risk-adjusted discount rates**, **income**; and (iii) the audit effort involved the use of professionals with specialized skill and knowledge.

Addressing the matter involved performing procedures and evaluating audit evidence in connection with forming our overall opinion on the consolidated financial statements. These procedures included testing the effectiveness of controls relating to management's remeasurement of the contingent consideration, including controls over the projected revenue, gross margin and pre-tax income **and risk-adjusted discount rates** applied in the contingent consideration valuation calculation. These procedures also included, among others, testing management's process for estimating the fair value of contingent consideration, which included evaluating the appropriateness of the discounted cash flow **methods**, **method**, testing the completeness and accuracy of data used in the **methods**, **method**, and evaluating the reasonableness of management's significant assumptions related to projected revenue, gross margin and pre-tax **income and the risk-adjusted discount rates**, **income**. Evaluating the reasonableness of the projected revenue, gross margin and pre-tax income involved considering the past performance of the acquired **businesses**, **business**, as well as economic and industry forecasts. Professionals with specialized skill and knowledge were used to assist in the evaluation of the appropriateness of the discounted cash flow **methods and the reasonableness of the risk-adjusted discount rates**.

**method**.

/s/ PricewaterhouseCoopers LLP  
Jacksonville, Florida  
**March 2, 2023** **February 29, 2024**

We have served as the Company's auditor since **2019**, **2019**, which includes periods before the Company became subject to SEC reporting requirements.

DREAM FINDERS HOMES, INC.  
CONSOLIDATED BALANCE SHEETS  
(In thousands, except **per** share and **per** share amounts)

	December 31, 2022	December 31, 2021
<b>Assets</b>		
Cash and cash equivalents	\$ 364,531	\$ 227,227
Restricted cash (VIE amounts of \$4,372 and \$4,275)	30,599	54,095
Accounts receivable (VIE amounts of \$580 and \$2,684)	43,490	33,482
Inventories:		
Construction in process and finished homes	1,175,107	961,779
Company owned land and lots	196,563	83,197
VIE owned land and lots	6,515	21,686
Total inventories	1,378,185	1,066,662
Lot deposits	277,258	241,406
Other assets (VIE amounts of \$1,877 and \$2,185)	49,913	43,962
Investments in unconsolidated entities	14,008	15,967
Property and equipment, net	7,337	6,789
Operating lease right-of-use assets	24,084	19,359
Deferred tax asset	4,526	4,232
Intangible assets, net of amortization	4,999	9,140
Goodwill	172,207	171,927
Total assets	\$ 2,371,137	\$ 1,894,248
<b>Liabilities</b>		
Accounts payable (VIE amounts of \$353 and \$1,309)	\$ 134,702	\$ 113,498
Accrued expenses (VIE amounts of \$4,434 and \$6,915)	184,051	139,508
Customer deposits	145,654	177,685
Construction lines of credit (VIE amounts of \$0 and \$1,979)	966,248	763,292
Operating lease liabilities	24,661	19,826
Contingent consideration	115,128	124,056
Total liabilities	1,570,444	1,337,865
<i>Commitments and contingencies (Note 6)</i>		
<b>Mezzanine Equity</b>		
Preferred mezzanine equity	156,045	155,220
<b>Stockholders' Equity</b>		
Class A common stock, \$0.01 per share, 289,000,000 authorized, 32,533,883 and 32,295,329 outstanding as of December 31, 2022 and 2021, respectively	325	323
Class B common stock, \$0.01 per share, 61,000,000 authorized, 60,226,153 outstanding as of December 31, 2022 and 2021	602	602
Additional paid-in capital	264,757	257,963
Retained earnings	365,994	118,194
Non-controlling interests	12,970	24,081
Total mezzanine and stockholders' equity	800,693	556,383
Total liabilities, mezzanine equity and stockholders' equity	\$ 2,371,137	\$ 1,894,248

	December 31, 2023	December 31, 2022
<b>Assets</b>		
Cash and cash equivalents	\$ 494,145	\$ 364,531
Restricted cash	54,311	30,599
Accounts receivable	30,874	43,490
Inventories	1,440,249	1,378,185
Lot deposits	247,207	277,258
Other assets	80,759	59,438

Investments in unconsolidated entities	15,364	14,008
Property and equipment, net	7,043	7,337
Right-of-use assets	20,280	24,084
Goodwill	172,207	172,207
Total assets	<u>\$ 2,562,439</u>	<u>\$ 2,371,137</u>
<b>Liabilities</b>		
Accounts payable	\$ 134,115	\$ 134,702
Accrued expenses	207,389	184,051
Customer deposits	172,574	145,654
Construction lines of credit	530,384	966,248
Senior unsecured notes, net	293,918	—
Lease liabilities	21,114	24,661
Contingent consideration	116,795	115,128
Total liabilities	<u>1,476,289</u>	<u>1,570,444</u>
<i>Commitments and contingencies (Note 5)</i>		
<b>Mezzanine Equity</b>		
Preferred mezzanine equity	148,500	156,045
<b>Stockholders' Equity</b>		
Class A common stock, \$0.01 per share, 289,000,000 authorized, 32,882,124 and 32,533,883 outstanding as of December 31, 2023 and December 31, 2022, respectively	329	325
Class B common stock, \$0.01 per share, 61,000,000 authorized, 60,226,153 outstanding	602	602
Additional paid-in capital	275,241	264,757
Retained earnings	648,412	365,994
Noncontrolling interests	13,066	12,970
Total mezzanine and stockholders' equity	<u>1,086,150</u>	<u>800,693</u>
Total liabilities, mezzanine equity and stockholders' equity	<u>\$ 2,562,439</u>	<u>\$ 2,371,137</u>

The accompanying notes are an integral part of these consolidated financial statements.

**DREAM FINDERS HOMES, INC.**  
**CONSOLIDATED STATEMENTS OF COMPREHENSIVE INCOME**  
(In thousands, except per share and per share amounts)

Year ended December 31,				
	2022	2021	2020	
Year Ended December 31,				
	2023	2023	2022	2021
Revenues:	Revenues:			
Revenues:				
Revenues:				
Homebuilding				
Homebuilding				
Homebuilding	Homebuilding	\$ 3,334,559	\$1,917,301	\$1,127,976
Other	Other	7,776	6,609	5,831
Total revenues	Total revenues	3,342,335	1,923,910	1,133,807
Homebuilding cost of sales	Homebuilding cost of sales	2,722,139	1,610,332	962,928

Selling, general and administrative expense	Selling, general and administrative expense	271,040	154,405	90,359	
Income from unconsolidated entities	Income from unconsolidated entities	(16,122)	(9,428)	(7,992)	
Contingent consideration revaluation	Contingent consideration revaluation	11,053	7,533	1,379	
Other (income) expense, net		(1,963)	(1,653)	1,749	
Interest expense		32	672	871	
Income before income taxes		356,156	162,049	84,513	
Other income, net					
Income before taxes					
Income tax expense	Income tax expense	(81,859)	(27,455)	—	
Net and comprehensive income	Net and comprehensive income	\$ 274,297	\$ 134,594	\$ 84,513	
Net and comprehensive income attributable to noncontrolling interests	Net and comprehensive income attributable to noncontrolling interests	(11,984)	(13,461)	(5,420)	
Net and comprehensive income attributable to Dream Finders Homes, Inc.	Net and comprehensive income attributable to Dream Finders Homes, Inc.	\$ 262,313	\$ 121,133	\$ 79,093	
Earnings per share	Earnings per share				Earnings per share
Basic	Basic	\$ 2.67	\$ 1.27	\$ —	
Diluted	Diluted	\$ 2.45	\$ 1.27	\$ —	
Weighted-average number of shares	Weighted-average number of shares				Weighted-average number of shares
Basic	Basic	92,745,781	92,521,482	—	
Diluted	Diluted	106,691,248	95,313,593	—	

The accompanying notes are an integral part of these consolidated financial statements.

**DREAM FINDERS HOMES, INC.**  
**CONSOLIDATED STATEMENTS OF EQUITY**  
**Year ended December 31, 2022, 2021, 2020**  
**(In thousands, except share amounts)**

		Redeemable Preferred		Redeemable Common				Additional Paid-in Capital				Total Non-Controlling Interests		Total Equity		
		Units/Stock		Units		Common Units		Common Stock - Class A		Common Stock - Class B		Retained Earnings		Controlling Interests		
		Mezzanine		Mezzanine		Members'		Class A		Class B		Capital		Earnings		
		Units	Amount	Units	Amount	Units	Amount	Shares	Amount	Shares	Amount					
Balance at December 31, 2019		49,555	\$ 58,269	5,774	\$ 16,248	76,655	\$ 56,503	—	\$ —	—	\$ —	—	\$ —	—	\$ 30,471	\$ 161,491
Units compensation		—	—	—	—	—	947	—	—	—	—	—	—	—	—	947
Contributions		—	—	1,236	—	—	—	—	—	—	—	—	—	—	—	—
Contributions from non-controlling interests		—	—	—	—	—	—	—	—	—	—	—	—	3,883	3,883	
Redemptions		(1,012)	(13,000)	—	—	—	—	—	—	—	—	—	—	—	—	(13,000)
Distributions		—	(2,522)	—	(1,202)	—	(14,252)	—	—	—	—	—	—	(7,835)	(25,811)	
Net income		—	12,891	—	5,547	—	60,655	—	—	—	—	—	—	5,420	84,513	
Balance at December 31, 2020		48,543	\$ 55,638	7,010	\$ 20,593	76,655	\$ 103,853	—	\$ —	—	\$ —	—	\$ —	—	\$ 31,939	\$ 212,023
Redeemable Preferred																
Units/Stock																
Mezzanine																
Units																
Balance as of December 31, 2020																
Balance as of December 31, 2020																
Balance as of December 31, 2020																
Reorganization transactions	Reorganization transactions	(15,400)	(19,958)	(7,010)	(19,227)	(76,655)	(84,473)	21,255,329	213	60,226,153	602	122,843	—	—	—	
Issuance of common stock, net	Issuance of common stock, net	—	—	—	—	—	—	11,040,000	110	—	—	129,887	—	—	129,997	
Issuance of convertible preferred stock	Issuance of convertible preferred stock	150,000	148,124	—	—	—	—	—	—	—	—	—	—	—	148,124	
Equity-based compensation		—	—	—	—	—	—	—	—	—	—	5,233	—	—	5,233	
Stock-based compensation																
Contributions	Contributions	—	—	—	—	—	—	—	—	—	—	—	—	2,000	2,000	
Redemptions	Redemptions	(26,000)	(25,530)	—	—	—	—	—	—	—	—	—	—	—	(25,530)	
Distributions	Distributions	—	(3,617)	—	(1,275)	—	(18,384)	—	—	—	—	—	(13)	(23,319)	(46,608)	
Preferred stock dividends declared	Preferred stock dividends declared	—	—	—	—	—	—	—	—	—	—	—	(3,450)	—	(3,450)	
Net income (loss)		—	563	—	(91)	—	(996)	—	—	—	—	—	121,657	13,461	134,594	
Balance at December 31, 2021		157,143	\$ 155,220	—	\$ —	—	\$ —	32,295,329	\$ 323	60,226,153	\$ 602	\$ 257,963	\$ 118,194	\$ 24,081	\$ 556,383	
Equity-based compensation		—	—	—	—	—	—	238,554	2	—	—	6,794	—	—	6,796	
Net income and comprehensive income																
Balance as of December 31, 2021																
Stock-based compensation																
Distributions	Distributions	—	—	—	—	—	—	—	—	—	—	—	—	(23,095)	(23,095)	



Preferred stock dividends declared	Preferred stock dividends declared	—	—	—	—	—	—	—	—	—	—	—	—	—	(13,688)	—	(13,688)
Net income		—	825	—	—	—	—	—	—	—	—	—	—	—	261,488	11,984	274,297
Balance at December 31, 2022		157,143	\$ 156,045	—	\$ —	—	\$ —	32,533,883	\$ 325	60,226,153	\$ 602	\$ 264,757	\$ 365,994	\$ 12,970	\$ 800,693		
Net income and comprehensive income																	
Balance as of December 31, 2022																	
Stock-based compensation																	
Vesting of stock-based compensation																	
Withholding of common stock for taxes																	
Distributions																	
Redemption of Series B preferred units																	
Preferred stock dividends declared																	
Net income and comprehensive income																	
Balance as of December 31, 2023																	

The accompanying notes are an integral part of these consolidated financial statements.

DREAM FINDERS HOMES, INC.  
CONSOLIDATED STATEMENTS OF CASH FLOWS  
(In thousands)

		Year ended December 31,					
		2022	2021	2020			
		Year Ended December 31,			Year Ended December 31,		
		2023			2023	2022	2021
Cash Flows from Operating Activities	Cash Flows from Operating Activities						
Net income		\$ 274,297	\$ 134,594	\$ 84,513			
Adjustments to Reconcile Net Income to Net cash used in operating activities							
Net and comprehensive income							
Net and comprehensive income							

Net and comprehensive income				
Adjustments to reconcile net and comprehensive income to net cash provided by/(used in) operating activities				
Depreciation and amortization				
Depreciation and amortization				
Depreciation and amortization	Depreciation and amortization	11,252	6,065	4,010
Gain on sale of property and equipment	Gain on sale of property and equipment	(92)	(87)	(118)
Amortization of debt issuance costs		3,844	1,960	2,091
Extinguishment of unamortized debt issuance costs	Extinguishment of unamortized debt issuance costs	283	507	—
Amortization of right-of-use operating lease assets		5,839	3,786	3,843
Stock compensation expense		6,796	5,233	947
Amortization of lease right-of-use assets				
Stock-based compensation				
Income from Paycheck Protection Program	Income from Paycheck Protection Program	—	7,220	—
Deferred tax benefit		(294)	(946)	—
Income from unconsolidated entities, net of return on investments		1,810	(3,918)	(2,680)
Remeasurement of contingent consideration		11,053	7,533	1,379
Deferred income tax benefit				
Return on investments, net of income from unconsolidated entities				
Contingent consideration revaluation				
Payments of contingent consideration	Payments of contingent consideration	(4,461)	—	—

Changes in Operating Assets and Liabilities	Changes in Operating Assets and Liabilities			
Accounts receivable				
Accounts receivable				
Accounts receivable	Accounts receivable	(11,850)	(16,717)	(12,227)
Inventories	Inventories	(311,523)	(80,196)	23,513
Lot deposits	Lot deposits	(35,852)	(134,238)	(37,913)
Other assets	Other assets	(6,712)	(3,706)	(10,567)
Accounts payable and accrued expenses	Accounts payable and accrued expenses	65,748	63,361	6,198
Customer deposits	Customer deposits	(32,031)	78,167	37,556
Operating lease liabilities		(5,730)	(3,510)	(3,634)
Net cash (used in) provided by operating activities		(27,623)	65,108	96,911
Lease liabilities				
Net cash provided by/(used in) operating activities				
Cash Flows from Investing Activities	Cash Flows from Investing Activities			
Purchase of property and equipment				
Purchase of property and equipment				
Purchase of property and equipment	Purchase of property and equipment	(5,545)	(2,774)	(2,924)
Proceeds from disposal of property and equipment	Proceeds from disposal of property and equipment	152	508	242
Investments in unconsolidated entities	Investments in unconsolidated entities	(300)	(1,980)	(90)
Return of investments from unconsolidated entities	Return of investments from unconsolidated entities	449	668	6,578
Business combinations, net of cash acquired	Business combinations, net of cash acquired	(280)	(519,465)	(16,833)
Net cash used in investing activities	Net cash used in investing activities	(5,524)	(523,043)	(13,027)

	Cash Flows from
Cash Flows from	Financing
Financing Activities	Activities

## Cash Flows from Financing Activities

Proceeds from senior  
unsecured notes

Proceeds from senior  
unsecured notes

Proceeds from construction lines of credit	Proceeds from construction lines of credit	11,023,077	1,897,540	742,391
--	--	------------	-----------	---------

Principal payments on construction

lines of credit	(10,820,121)	(1,450,639)	(771,863)
-----------------	--------------	-------------	-----------

Payment of debt issuance costs

## Repayments

on

construction

lines of credit

## Payments of

debt issuance

costs

Proceeds from common stock issuance	Proceeds from common stock issuance	—	143,630	—
---	---	---	---------	---

Proceeds from issuance of convertible preferred stock	Proceeds from issuance of convertible preferred stock	—	148,500	—
--	--	---	---------	---

## Payments of

equity

issuance cos

Payments of preferred stock dividends	Payments of preferred stock dividends	(13,688)	—	—
---------------------------------------	---------------------------------------	----------	---	---

Payments of equity issuance costs

### Payments for

common stock

withheld for

taxes

## Conversion of

EEG units

## Contributions

Distributions	Distributions	—	(23,289)	(17,257)
---------------	---------------	---	----------	----------

## Redemptions

Contribution from conversion of

converted LLC is

Conversion of LLC units	—	(123,658)	—
-------------------------	---	-----------	---

Contributions fro

Interests	2,000	3,000
-----------	-------	-------

### Distributions to Members

Redemptions of preferred units				
Payments of contingent consideration	Payments of contingent consideration	(13,679)	(1,207)	—
Payments on financing leases		—	(136)	(154)
<b>Net cash provided by (used in) financing activities</b>				
		146,955	645,884	(65,830)
<b>Net cash (used in)/provided by financing activities</b>				
Net increase in cash, cash equivalents and restricted cash				
Net increase in cash, cash equivalents and restricted cash				
Net increase in cash, cash equivalents and restricted cash	Net increase in cash, cash equivalents and restricted cash			
		113,808	187,949	18,054
Cash, cash equivalents and restricted cash at beginning of period	Cash, cash equivalents and restricted cash at beginning of period	281,322	93,373	75,319
Cash, cash equivalents and restricted cash at end of period	Cash, cash equivalents and restricted cash at end of period	\$ 395,130	\$ 281,322	\$ 93,373

**DREAM FINDERS HOMES, INC.**  
**CONSOLIDATED STATEMENTS OF CASH FLOWS (Continued)**  
(In thousands)

Year ended December 31,			
	2022	2021	2020

Year Ended December 31,			
	2023	2022	2021

Reconciliation of cash, cash equivalents and restricted cash	Reconciliation of cash, cash equivalents and restricted cash			
	restricted cash			
Cash and cash equivalents	Cash and cash equivalents	\$ 364,531	227,227	\$ 43,658
Cash and cash equivalents				
Cash and cash equivalents				
Restricted cash	Restricted cash	30,599	54,095	49,715
<b>Total cash, cash equivalents and restricted cash shown on the Consolidated Statements of Cash Flows</b>				
		\$ 395,130	\$ 281,322	\$ 93,373

Total cash, cash equivalents and restricted cash							
Supplemental disclosures of cash payments:							
Supplemental disclosures of cash payments:							
Supplemental disclosures of cash payments:							
Cash paid for interest							
Cash paid for interest							
Cash paid for interest							
Cash paid for income taxes, net of refunds							
Supplemental disclosures of noncash activities:		Supplemental disclosures of noncash activities:					
Noncash Investing Activities							
Investment capital reallocation	\$	—	\$	(3,469)	\$	1,171	
Supplemental disclosures of noncash activities:							
Supplemental disclosures of noncash activities:							
Noncash Financing Activities		Noncash Financing Activities					
Noncash Financing Activities							
Contingent consideration							
Contingent consideration							
Contingent consideration							
		Financed land payments					
Financed land payments to seller		—		8,916		—	
Equity issuance costs incurred		—		1,282		—	
Accrued distributions		825		3,450		719	
Contingent consideration		(1,841)		94,573		16,310	
Leased assets obtained in exchange for new operating lease liabilities							
		10,564		8,149		2,963	
Total noncash financing and investing activities		\$	9,548	\$	112,901	\$	21,163
Total noncash financing activities							

The accompanying notes are an integral part of these consolidated financial statements.

DREAM FINDERS HOMES, INC.  
NOTES TO THE CONSOLIDATED FINANCIAL STATEMENTS

1. Nature of Business and Significant Accounting Policies

Nature of Business

Dream Finders Homes, Inc. (the (together with its subsidiaries, “Dream Finders”, the “Company” or “DFH, Inc.”) designs, builds and sells homes in markets throughout the United States. The Companyalso offers title insuranceand mortgage banking solutions. The Company was incorporated in the State of Delaware on September 11, 2020. The Company was formed for the purpose of completing an initial public offering (“IPO”) of its common stock and related transactions in order to carry on the business of Dream Finders Holdings LLC, a Florida limited liability company (“DFH LLC”), as a publicly-traded entity. Pursuant to a corporate reorganization and completion of its IPO on January 25, 2021, the Company became a holding company for DFH LLC and its subsidiaries.

In connection with the IPO and pursuant to the terms of the Agreement and Plan of Merger by and among DFH, Inc., DFH LLC and DFH Merger Sub LLC, a Delaware limited liability company and direct, wholly owned subsidiary of DFH, Inc., DFH Merger Sub LLC merged with and into DFH LLC with DFH LLC as the surviving entity (the “Merger”). As a result of the Merger, all of the outstanding non-voting common units and Series A Preferred Units of DFH LLC converted into 21,255,329 shares of Class A common stock of DFH, Inc., all of the outstanding common units of DFH LLC converted into 60,226,153 shares of Class B common stock of DFH, Inc. and all of the outstanding Series B Preferred Units



and Series C Preferred Units of DFH LLC remained outstanding. We refer to this and certain other related events and transactions, as the "Corporate Reorganization". Following the Corporate Reorganization, the Company owns all of the voting membership interest of DFH LLC.

The Company successfully completed its IPO of 11,040,000 shares of Class A common stock (which included full exercise of the over-allotment option) at an IPO price of \$13.00 per share. Shares of the Company's Class A common stock began trading on the Nasdaq Global Select Market under the ticker symbol "DFH" on January 21, 2021, and the IPO closed on January 25, 2021. On January 27, 2021, the Company redeemed all of the outstanding Series C Preferred Units for \$26.0 million, including accrued unpaid preferred distributions.

On October 10, 2022, the Company transferred the listing of its Class A common stock from the Nasdaq Global Select Market to the New York Stock Exchange. The Company's Class A common stock continues to trade under the stock symbol "DFH".

The following is a description of the significant accounting policies and practices, which conform to accounting principles generally accepted in the United States of America ("U.S. GAAP").

## Principles of Consolidation

The accompanying consolidated financial statements include the accounts of DFH, Inc., its wholly-owned wholly owned subsidiaries and its investments that qualify for consolidation treatment (see Note (Note 7 6, Variable Interest Entities). The noncontrolling interests represent equity interests held by others in certain of our subsidiaries. All intercompany accounts and transactions have been eliminated in consolidation. There are no other components of comprehensive income not already reflected in net and comprehensive income on our Consolidated Statements of Comprehensive Income.

As a result of the Corporate Reorganization, for accounting purposes, our historical results included herein present the combined assets, liabilities and results of operations of DFH, Inc. and DFH LLC and its direct and indirect subsidiaries for the period September 11, 2020 to January 21, 2021.

## Use of Estimates

The preparation of financial statements in conformity with accounting principles generally accepted in the United States of America ("U.S. GAAP GAAP") requires management to make estimates and assumptions that affect the reported amounts of assets and liabilities and the disclosure of contingent assets and liabilities at the date of the financial statements and the reported amounts of revenues and expenses during the reporting period. Actual results could differ materially from those estimates.

## Cash and Cash Equivalents and Concentration Risk

Cash and cash equivalents consist of highly liquid instruments, with original maturities of three months or less.

Cash and cash equivalents includes include cash proceeds from home closings in-transit from or held by third-party title company escrow accounts for the benefit of the Company, typically for less than five days.

At various times throughout the year, the Company may have cash deposited with financial institutions that exceed the federally insured deposit amount. Management The Company has entered into insured cash sweep account agreements that protect material deposit balances with certain financial institutions. In addition, management reviews the financial viability of these financial institutions on a periodic basis and does not anticipate that any potential nonperformance by the financial institutions. institutions would have a material impact to the Company's results of operations or cash flows.

## Restricted Cash

Restricted cash represents funds held in accounts that are restricted for specific purposes, primarily related to escrow monies held in title companies.

## Revenue Recognition

The Company recognizes revenue in accordance with ASC 606, which requires an entity to recognize revenue when it transfers promised goods or services to customers in an amount that reflects the consideration to which the entity expects to be entitled in exchange for those goods or services. We recognize revenue by following the five-step model: (i) identifying the contract(s) with the customer, (ii) identifying the separate performance obligations in the contract, (iii) determining the transaction price, (iv) allocating the transaction price to the separate performance obligations, inventories and (v) recognizing revenue when each performance obligation is satisfied.

The Company's revenues consist primarily Cost of home sales in the United States, which is its principal market. Home sale transactions are made pursuant to contracts under which the Company typically has a single performance obligation to deliver a completed home to the homebuyer when closing conditions are met. The Company generally determines the selling price per home based on the expected cost-plus margin. The Company has performed an assessment and its contracts do not contain significant financing terms. A large portion of the Company's contracts with customers and the related performance obligations have an original expected duration of one year or less. For the majority of contracts, performance obligations are satisfied and revenue is recognized at the point in time when control of the asset is transferred to the customer, which is generally when title to and possession of the home and the risks and rewards of ownership are transferred to the homebuyer on the closing date. Under home sale contracts, the Company typically receives an initial cash deposit from the homebuyer at the time the sales contract is executed and receives the remaining consideration to which the Company is entitled, through an escrow agent, at closing.

In certain contracts, the customer controls the underlying land upon which the home is constructed. For these specific contracts, the performance obligation is satisfied over time, as the Company's performance creates or enhances an asset that the customer controls. The Company recognizes revenue for these contracts based on the percentage of completion of the project, determined by the number of days of construction completed compared to the total estimated number of days to construct the home. Typically, the Company has two types of percentage of completion contracts. The first type is with individual customers for which the Company acts as a general contractor on land owned by the homebuyer. The

second is with institutional buyers for which the Company acts as a general contractor on land owned by the institution. Individual customers generally have construction-to-permanent loans that are taken out by the customer. During the underwriting process for our individual and institutional customers a draw schedule is agreed upon by the bank, the customer and the Company. Funds are disbursed for labor and materials that have been completed or installed. These both result in a contract asset as work is being completed prior to receiving funds. A contract liability would be recorded in cases where we have received funds in excess of costs incurred. At December 31, 2022 and 2021, the contract asset related to percentage of completion contracts was \$20.7 million and \$21.0 million, respectively, and is included in other assets on the Consolidated Balance Sheets. At December 31, 2022 and 2021, the contract liability related to percentage of completion contracts was \$2.2 million and \$3.9 million, respectively, and is included in accrued expenses on the Consolidated Balance Sheets.

Revenues include forfeited deposits, which occur when home sale or land sale contracts that include a nonrefundable deposit are cancelled. Sales incentives in the form of price concessions on the selling price of a home are recorded as a reduction of revenues. The cost of sales incentives in the form of free or discounted products or services provided to homebuyers, including option upgrades, are reflected in land and development costs because such incentives are identified in home sale contracts with homebuyers as an intrinsic part of the Company's single performance obligation to deliver and transfer title to the home for the transaction price stated in the contracts.

Refer to Note Inventories in 9, Segment Reporting for a more detailed disaggregation of our revenues by reportable segments.

## Other Income and Expense

Other income includes income from the sale of non-core assets, interest income and management fees we earn from shared services with the former owner of MHI and from managing certain joint ventures. In general, we earn four to six percent of the sales price of homes built by us on behalf of the joint ventures. Other expense consists primarily of expenses related to the sale of non-core assets. For 2021, other income and expense also included the one-time forgiveness of the \$7.2 million Paycheck Protection Program ("PPP") loan and a \$7.6 million litigation settlement expense.

## Inventories

Inventories include the costs of direct land acquisition, land development, construction, capitalized interest on qualifying assets, lot option fees, real estate taxes and direct overhead costs incurred related to land acquisition and development, home construction, and home construction sales commissions. Indirect overhead costs are charged to selling, general, and administrative expenses as incurred.

Land and development costs are typically allocated to individual residential lots on a pro rata basis based on the number of lots in the development, and the development. The costs of residential lots are transferred to construction work in progress process when home construction begins. Units begins and are expensed on a specific identification basis as homebuilding cost of sales, sales as the homes close. Homebuilding cost of sales for homes closed includes the specific construction costs of each home and all applicable land acquisition, land development and related costs allocated to each residential lot, lot, as well as interest and sales commissions.

Inventories are carried at the lower of accumulated cost or net realizable value. The Company reviews the performance and outlook of its inventories for indicators of potential impairment at the community level on a quarterly basis at the community level, basis. In addition to considering market and economic conditions, the Company assesses current sales absorption levels and recent profitability. The Company looks for instances where sales prices for a home homes in backlog or potential sales prices for a future sold home homes (expected undiscounted future cash flows) would be at a level at which the carrying value of the home may not be recoverable. Recoverability is measured by comparing the expected undiscounted future cash flows of the inventory to its carrying amount. There were \$1.8 million \$2.0 million and \$1.8 million in inventory impairment charges recorded for the years ended December 31, 2023 and 2022, respectively, and no impairment charges recorded for the year ended December 31, 2022 December 31, 2021.

## Debt Issuance Costs

Debt issuance costs that are recorded to capitalized interest are amortized to interest expense over the estimated economic life of the underlying debt instrument using the straight-line method, which approximates the effective interest method. Portions of this amortization are evaluated for capitalization as inventories and subsequently expensed through cost of sales at the home closing.

## Lot Deposits

Lot deposits represent amounts paid by the Company to secure the ability to acquire finished lots or land for development through an option contract. The contracts provide for a due diligence period, during which the deposit is refundable. After this period, the deposit may be partially or completely forfeited should the Company decide not to proceed. The Company reviews lot deposits for impairment on a quarterly basis and will record an impairment charge if it believes it will forfeit its deposit on an individual or portfolio of lots. Impairment charges are included in selling, general and administrative expense ("SG&A") on the Consolidated Statements of Comprehensive Income. There were no \$3.3 million and \$3.0 million in impairment charges recorded for the years ended December 31, 2021 December 31, 2023 and 2020, 2022, respectively, and no impairment charges recorded for the year ended December 31, 2021.

## Variable Interest Entities and Investments in Unconsolidated Entities

Pursuant to Accounting Standards Codification ("ASC") 810 and subtopics related to the consolidation of variable interest entities ("VIEs"), management analyzes the Company's investments first under the variable interest model to determine if they are VIEs and, if so, whether the Company is the primary beneficiary. Management determines

whether the Company is the primary beneficiary of a VIE at the time it becomes involved with a VIE and reconsiders that conclusion if changes to the Company's involvement arise. To make this determination, management considers factors such as whether the Company could direct finance, determine or limit the scope of the entity, sell or transfer property, direct development or direct other operating decisions. The primary beneficiary is defined as the entity having both of the following characteristics: 1) the power to direct the activities that most significantly impact the VIE's performance, and 2) the obligation to absorb losses and rights to receive the returns from the VIE that would be potentially significant to the VIE. Management consolidates the entity if the Company is the primary beneficiary or if a standalone primary beneficiary does not exist and the Company and its related parties collectively meet the definition of a primary beneficiary. If the investment does not qualify as a VIE under the variable interest model, management then evaluates the entity under the voting interest model to assess if consolidation is appropriate.

Refer to Note 6, Variable Interest Entities, for a description of the Company's interests, including which entities were determined to be VIEs.

#### **Accounting for Unconsolidated VIEs**

Investments for which the Company is not identified as the primary beneficiary, but the Company has significant influence are accounted for as equity method investments.

Investments for which the Company does not have significant influence are accounted for at cost under the cost method. Equity and cost method investments are classified as investments in unconsolidated entities on the Consolidated Balance Sheets.

For equity method investments, the Company shares in the earnings (losses) of these unconsolidated entities generally in accordance with its respective equity interests. In some instances, the Company recognizes earnings (losses) that differ from its equity interest in the unconsolidated entity.

For distributions received from equity method investments, the Company has elected to use the cumulative earnings approach for the Consolidated Statements of Cash Flows. Under the cumulative earnings approach, distributions up to the amount of cumulative equity in earnings recognized are treated as returns on investment within operating cash flows and those in excess of that amount are treated as returns of investment within investing cash flows.

When applicable dividends are declared for the cost method investments, we record them as income of unconsolidated entities on the Consolidated Statements of Comprehensive Income.

#### **Leases**

The Company determines if an arrangement is, or contains, a lease at inception. We recognize leases when the contract provides us the right to use an identified asset for a period of time in exchange for consideration. Leases are included in right-of-use ("ROU") assets and lease liabilities in the Consolidated Balance Sheets.

ROU assets represent the Company's right to use an underlying asset for the lease term and lease liabilities represent the Company's obligation to make lease payments arising from the lease. ROU assets and liabilities are recognized at the commencement date based on the present value of lease payments over the lease term. As most of the Company's leases do not provide an explicit rate, management uses the Company's incremental borrowing rate based on the information available at the commencement date in determining the present value of lease payments. An explicit rate is used when readily determinable. The ROU assets also include any lease payments made, reduced by any lease incentives. Lease terms may include options to extend or terminate the lease when it is reasonably certain that the Company will exercise that option. Lease expense for operating leases is recognized on a straight-line basis over the lease term. The Company applies the practical expedient to combine lease and nonlease components when accounting for the ROU assets and liabilities for all asset classes. Variable lease costs are expensed as incurred. Leases with an initial term of 12 months or less are not recorded in the Consolidated Balance Sheets.

#### **Goodwill**

Goodwill represents the excess of purchase price over the fair value of the assets acquired less the liabilities assumed in a business combination. Refer to Note 7, Contingent Consideration, for details on recent acquisitions. The Company tests for impairment at least annually as of October 1, but the Company tests for impairment more frequently if a triggering event occurs. This test assesses qualitative factors to determine if it is more likely than not that the fair value of the reporting units is less than their carrying value. These qualitative factors include, but are not limited to, economic conditions, industry and market considerations, cost factors, overall performance of the reporting unit and other entity and reporting unit specific events. If the qualitative assessment indicates a stable fair value, no further testing is required. However, if the qualitative assessment indicates that the fair value of a reporting unit has declined past its carrying value, the Company will then calculate the fair value of the reporting unit based on discounted future cash flows. An impairment loss is recorded if this assessment concludes that the fair value of the reporting unit is less than its current carrying value. The Company completed its most recent goodwill impairment test as of October 1, 2023 and determined that the fair value of each of the reporting units was not less than carrying value. No goodwill impairment was recognized during the years ended December 31, 2023, 2022 or 2021.

#### **Intangible Assets**

The Company has intangible assets that consist of trade names that are recorded in connection with acquisitions at their fair value based on the results of valuation analyses. Trademarks acquired in business combinations are generally valued using the relief-from-royalty method, which is a Level 3-type measurement. Trademarks with finite lives are amortized over no more than five-year periods.

#### **Property and Equipment**

Property and equipment are stated at cost less accumulated depreciation. Maintenance and repairs are charged to expense as incurred and betterments are capitalized. When items of property and equipment are sold or otherwise disposed, the asset and related accumulated depreciation accounts are eliminated and any gain or loss is included in operations. **Depreciation expense is included within SG&A on the Consolidated Statements of Comprehensive Income.**

Depreciation of property and equipment is calculated using the straight-line method over the estimated useful lives of the assets as follows:

Asset Class	Useful Life Years
Furniture and fixtures	2-7
Office equipment	4
Software	1-4
Vehicles	5
Buildings	39

#### **Long-Lived Assets Business Combinations and Contingent Consideration**

The Company evaluates the carrying value of its long-lived Business combinations are evaluated and accounted for in accordance with guidance set forth in ASC 805. Once a business combination has been identified, all material assets for impairment whenever events or changes in circumstances indicate an impairment may exist. Recoverability is measured by the expected undiscounted future cash flows and liabilities of the assets compared to the carrying amount business are recognized at fair value as of the assets. If the expected undiscounted future cash flows are less than the carrying acquisition date. Any residual amount remaining of the assets, the purchase price in excess of the net book value over the estimated fair value is charged to current earnings. Fair value is based upon discounted cash flows of the assets at a rate deemed reasonable for the type of asset and prevailing market conditions, appraisals, and, if appropriate, current estimated net sales proceeds from pending offers. There were no triggering events or impairments recorded during the years ended December 31, 2022, 2021 or 2020.

#### **Intangible Assets, Net of Amortization**

The Company has intangible assets that consist of trade names that are recorded in connection with acquisitions at their fair value based on the results of valuation analyses. Trademarks acquired in business combinations are generally valued using the relief-from-royalty method, which are Level 3-type measurements. Trademarks with finite lives are amortized over no more than five-year periods.

#### **Goodwill**

Goodwill represents the excess of purchase price over the fair value of the net assets acquired and the liabilities assumed in a is recognized as goodwill.

In connection with applicable business combination. See Note 2, Business Combinations, for details on recent acquisitions. The Company tests for impairment at least annually as of October 1, but combinations, the Company tests for impairment more frequently if a triggering event occurs. This test assesses qualitative factors to determine if it is more likely than not that records the fair value of contingent consideration as a liability on the reporting units acquisition date as prescribed by the underlying agreement. The initial measurement of contingent consideration is less than their carrying value. These qualitative factors include, but are not limited to, economic conditions, industry based on projected cash flows such as revenues, gross margin, overhead expenses and market considerations, cost factors, overall performance pre-tax income of the reporting unit acquired business and other entity and reporting unit specific events. If is discounted to present value using the qualitative assessment indicates a stable discounted cash flow method. Subsequently, the future estimated contingent consideration payments are remeasured to fair value no further testing is required. However, if the qualitative assessment indicates that the fair value of a at each reporting unit has declined past its carrying value, the Company will then calculate the fair value of the reporting unit based on discounted future cash flows. An impairment loss is recorded if this assessment concludes that the fair value of the reporting unit is less than its current carrying value. The Company completed its most recent goodwill impairment test on October 1, 2022 and determined that the fair value of all the reporting units was not less than carrying value. No impairment was recognized during the years ended December 31, 2022, 2021 or 2020. In addition, the Company has not identified any triggering events that would result in the Company performing additional impairment tests.

#### **Leases**

The Company determines if an arrangement is, or contains, a lease at inception. We recognize leases when the contract provides us the right to use an identified asset for a period of time in exchange for consideration. Operating leases are included in operating lease right-of-use ("ROU") assets and operating lease liabilities in the Consolidated Balance Sheets. Finance leases are included in finance lease ROU assets and finance lease liabilities in the Consolidated Balance Sheets.

ROU assets represent the Company's right to use an underlying asset for the lease term and lease liabilities represent the Company's obligation to make lease payments arising from the lease. ROU assets and liabilities are recognized at the commencement date based on the present value of lease payments over the lease term. As most estimated future pre-tax income of the Company's leases acquired entities and the re-assessment of risk-adjusted discount rates that reflect current market conditions. The adjustments made as a result of the remeasurements at each reporting date are included in contingent consideration revaluation on the Consolidated Statements of Comprehensive Income.

Contingent consideration payments are included within cash flows from financing on the Consolidated Statements of Cash Flows to the extent these payments do not provide an explicit rate, management uses exceed the Company's incremental borrowing rate initial liability recorded at the acquisition date for each arrangement. Payments exceeding the initial contingent consideration liability estimated at acquisition are classified as cash used in operating activities.

Maximum potential exposure for the contingent consideration payments is not estimable based on the information available contractual terms, as the contingent consideration arrangements allow a percentage payout based on a potentially unlimited range of pre-tax net income.

#### Customer Deposits

Customer deposits are amounts collected from customers in conjunction with the execution of the home sale contract, and are recorded as a liability when cash is received. Customer deposits are applied against the final settlement due at the commencement date in determining home closing. In the present value event of lease payments. An explicit rate is used when readily determinable. The ROU assets also include any lease payments made, reduced by any lease incentives. Lease terms may include options to extend or terminate contract cancellation, the lease when it is reasonably certain that the Company will exercise that option. Lease expense for operating leases is recognized on a straight-line basis over the lease term. The Company elected the practical expedient to combine lease and nonlease components when accounting for the ROU assets and liabilities for all asset classes. Variable lease costs are expensed as incurred. Leases with an initial term of 12 months or less are not recorded in the Consolidated Balance Sheets.

#### Lot Deposits

Lot deposits represent amounts paid by the Company to secure the ability to acquire finished lots or land for development through an option contract. The Company enters into contracts with different land sellers to ensure it has property on which to build future homes over a two to four-year timeline. The contracts provide for a due diligence period during which the customer deposit is refundable, after which time the deposit may be partially or completely contractually forfeited should the Company decide not to proceed. The Company reviews lot deposits for impairment on a quarterly basis and will record an impairment charge if it believes it will forfeit its deposit on an individual or portfolio of lots. There were \$3.0 million of impairment charges recorded in 2022, and no impairment charges were recorded in 2021 and 2020. recognized as homebuilding revenue.

#### Warranty Reserve

The Company provides a limited warranty for its homes for a period of one year. The Company's standard warranty requires the Company or its subcontractors to repair or replace defective construction during such warranty period at no cost to the homebuyer.

At the time a home is sold, the Company records an estimate of warranty expense based on historical warranty costs. An analysis of the warranty reserve is performed quarterly to ensure the reserve's adequacy. The warranty reserve is classified on the Consolidated Balance Sheets as an accrued expense.

#### Business Acquisitions and Contingent Consideration Revenue Recognition

Business acquisitions are evaluated and accounted for The Company recognizes revenue in accordance with guidance set forth ASC 606, which requires an entity to recognize revenue when it transfers promised goods or services to customers in ASC 805. Once a business combination has been identified, all material assets an amount that reflects the consideration to which the entity expects to be entitled in exchange for those goods or services. We recognize revenue by following the five-step model: (i) identifying the contract(s) with the customer, (ii) identifying the separate performance obligations in the contract, (iii) determining the transaction price, (iv) allocating the transaction price to the separate performance obligations, and liabilities (v) recognizing revenue when each performance obligation is satisfied.

The Company's revenues consist primarily of home sales in the business United States, which is its principal market. Home sale transactions are recognized at fair value as of the acquisition date. Any residual amount remaining of fair value over net assets is recognized as goodwill.

In connection with applicable acquisitions (Note 2), made pursuant to contracts under which the Company records typically has a single performance obligation to deliver a completed home to the fair value of contingent consideration as a liability on homebuyer when closing conditions are met. The Company generally determines the acquisition date as prescribed by the underlying agreement, usually resulting in additional purchase selling price allocations which is calculated as a percentage of future estimated pre-tax income of the acquiree. The initial measurement of contingent consideration is based on projected cash flows such as revenues, gross margin, overhead expenses and pre-tax income and is discounted to present value using the discounted cash flow method. The remaining estimated contingent consideration payments are subsequently remeasured to fair value at each reporting date per home based on the estimated future earnings expected cost-plus margin. The Company has performed an assessment and its contracts do not contain significant financing terms. A large portion of the acquired entities Company's contracts with customers and the re-assessment related performance obligations have an original expected duration of risk-adjusted discount rates one year or less. For the majority of contracts, performance obligations are satisfied and revenue is recognized at the point in time when control of the asset is transferred to the customer, which is generally when title to and possession of the home and the risks and rewards of ownership are transferred to the homebuyer on the closing date. Under home sale contracts, the Company typically receives an initial cash deposit from the homebuyer at the time the sales contract is executed and receives the remaining consideration to which the Company is entitled, through an escrow agent, at closing.

In certain contracts, the customer controls the underlying land upon which the home is constructed. For these specific contracts, the performance obligation is satisfied over time, as the Company's performance creates or enhances an asset that reflect current market conditions. Maximum potential exposure the customer controls. The Company recognizes revenue for contingent consideration is not estimable these contracts based on the contractual terms percentage of completion of the contingent consideration agreements, which allow for a percentage payout based on a potentially unlimited range project, determined by the number of pre-tax net income.

#### Customer Deposits

Customer deposits are amounts collected from customers in conjunction with the execution days of the home sale contract, and are recorded as a liability when cash is received. Customer deposits are applied against the final settlement due at the home closing. In the event of contract default or termination, the customer deposit is generally forfeited and recognized as revenue.

#### Debt Issuance Costs

Debt issuance costs are amortized to interest expense using the straight-line method over the estimated economic life of the underlying debt instrument. Portions of this amortization are evaluated for capitalization as inventories and subsequently expensed through cost of sales at the home closing.

#### Variable Interest Entities

Pursuant to ASC 810 and subtopics related construction completed compared to the consolidation total estimated number of variable interest entities ("VIEs"), management analyzes days to construct the Company's investments first under the variable interest model to determine if they are VIEs and, if so, whether home. Typically, the Company has two types of percentage of completion contracts. The first type is the primary beneficiary. Management determines whether the Company is the primary beneficiary of a VIE at the time it becomes involved with a VIE and reconsiders that conclusion if changes to the Company's involvement arise. To make this determination, management considers factors such as whether the Company could direct finance, determine or limit the scope of the entity, sell or transfer property, direct development or direct other operating decisions. The primary beneficiary is defined as the entity having both of the following characteristics: 1) the power to direct the activities that most significantly impact the VIE's performance, and 2) the obligation to absorb losses and rights to receive the returns from the VIE that would be potentially significant to the VIE. Management consolidates the entity if the Company is the primary beneficiary or if a standalone primary beneficiary does not exist and the Company and its related parties collectively meet the definition of a primary beneficiary. If the investment does not qualify as a VIE under the variable interest model, management then evaluates the entity under the voting interest model to assess if consolidation is appropriate.

See Note 7, Variable Interest Entities, for a description of the Company's interests, including which entities were determined to be VIEs.

#### Accounting for Unconsolidated VIEs

Investments individual customers for which the Company acts as a general contractor on land owned by the homebuyer. The second is not identified as the primary beneficiary, but the Company has significant influence are accounted for as equity method investments.

Investments with institutional buyers for which the Company does not act as a general contractor on land owned by the institution. Individual customers generally have significant influence construction-to-permanent loans that are accounted taken out by the customer. During the underwriting process for at cost under our individual and institutional customers, a draw schedule is agreed upon by the cost method. Equity bank, the customer, and cost method investments the Company. Funds are classified disbursed for labor and materials that have been completed or installed. These both result in a contract asset as unconsolidated entities work is being completed prior to receiving funds. A contract liability would be recorded in cases where we have received funds in excess of costs incurred. As of December 31, 2023 and 2022, the contract asset related to percentage of completion contracts was \$13.7 million and \$20.7 million, respectively, and is included in other assets on the Consolidated Balance Sheets. As of December 31, 2023 and 2022, the contract liability related to percentage of completion contracts was \$1.2 million and \$2.2 million, respectively, and is included in accrued expenses on the Consolidated Balance Sheets.

For equity method investments, the Company shares Revenues include forfeited deposits, which occur when home sale or land sale contracts that include a nonrefundable deposit are cancelled. Sales incentives in the earnings (losses) form of these unconsolidated entities generally in accordance with its respective equity interests. In some instances, price concessions on the Company recognizes earnings (losses) that differ from its equity interest selling price of a home are recorded as a reduction of revenues. The cost of sales incentives in the unconsolidated entity.

For distributions received from equity method investments, form of free or discounted products or services provided to homebuyers, including option upgrades, are reflected in land and development costs because such incentives are identified in home sale contracts with homebuyers as an intrinsic part of the Company has elected Company's single performance obligation to use deliver and transfer title to the cumulative earnings approach home for the Consolidated Statements transaction price stated in the contracts.

Refer to Note 9, Segment Reporting for a more detailed disaggregation of Cash Flows. Under our revenues by reportable segments.

#### Stock-Based Compensation

The Company records expense for restricted stock units awarded to employees in return for employee service. The cost is measured as of the cumulative earnings approach, distributions up grant-date fair value of the restricted stock units and recognized as stock-based compensation on a straight-line basis over the employee service period, which is normally the vesting period. We recognize forfeitures of restricted stock units as a reduction to stock-based compensation in the amount of cumulative equity period in earnings recognized are treated as returns on investment which they occur. Stock-based compensation is included within operating cash flows and those in excess of that amount are treated as returns of investment within investing cash flows.

When applicable dividends are declared for the cost method investments, we record them as income of unconsolidated entities SG&A on the Consolidated Statements of Comprehensive Income.

#### Non-Controlling Interests

The equity interests held by others in DFH Leyden LLC, DFH Amelia LLC, DFH Clover LLC, DFH Leyden II LLC, DFH MOF Eagle Landing LLC, DCE DFH JV LLC, DFH Capitol LLC, DFC Mandarin Estates LLC, DFC East Village LLC, DFC Wilford LLC, DFC Amelia Phase III LLC, DFC Sterling Ranch LLC, DFC Grand Landings LLC and FMR IP, LLC, have been reflected as non-controlling interests in the Consolidated Balance Sheets. Income attributable to these non-controlling interests are presented in the Consolidated Statements of Comprehensive Income as net income attributable to non-controlling interests.

#### Income Taxes

We are a corporation subject to income taxes in the United States. Our proportional share of the Company's subsidiaries' provisions are included in our consolidated financial statements.

Our deferred income tax assets and liabilities are computed for differences between the asset and liability method and financial statement amounts that will result in taxable or deductible amounts in the future. We compute deferred balances based on enacted tax laws and applicable rates for the periods in which the differences are expected to affect



taxable income. A valuation allowance is recognized for deferred tax assets if it is more likely than not that some portion or all of the net deferred tax assets will not be realized. In making such a determination, we consider all available positive and negative evidence, including future reversals of existing taxable temporary differences, projected future taxable income, tax-planning strategies and results of recent operations. If we determine we would be able to realize our deferred tax assets for which a valuation allowance had been recorded, then we would adjust the deferred tax asset valuation allowance, which would reduce our provision for income taxes. We evaluate the tax positions taken on income tax returns that remain open and positions expected to be taken on the current year tax returns to identify uncertain tax positions. Unrecognized tax benefits on uncertain tax positions are recorded on the basis of a two-step process in which (1) we determine whether it is more likely than not that the tax positions will be sustained on the basis of the technical merits of the position and (2) for those tax positions that meet the more-likely-than-not recognition threshold, the largest amount of tax benefit that is more than 50% likely to be realized is recognized. Interest and penalties related to unrecognized tax benefits are recorded in income tax expense. **Our proportional share of the Company's subsidiaries' provisions are included in our consolidated financial statements.** Refer to Note 8, Income Taxes.

## Advertising

The Company expenses advertising costs as they are incurred. Advertising expense for the years ended December 31, 2022, 2021 and 2020 was \$15.5 million, \$7.1 million and \$6.2 million, respectively.

## Equity-Based Compensation

Certain individuals on our management team are eligible for equity-based compensation, which is awarded according to the terms of individual contracts with those managers. The Company records compensation cost for equity units awarded to employees in return for employee service. The cost is measured at the grant-date fair value of the award and recognized as compensation expense over the employee service period, which is normally the vesting period. We recognize forfeitures of equity-based awards as a reduction to compensation costs in the period in which they occur.

## Reclassifications

Certain reclassifications have been made in the 2022 and 2021 and 2020 Consolidated Financial Statements consolidated financial statements to conform to the classifications used in 2022, 2023.

## Recent Accounting Pronouncements

In March 2020, December 2023, the Financial Accounting Standards Board ("FASB") issued Accounting Standards Update ("ASU") 2020-04, Reference Rate Reform, which provides practical expedients Number 2023-09, "Income Taxes (Topic 740): Improvements to Income Tax Disclosures" ("ASU 2023-09"). ASU 2023-09 requires more disaggregated income tax disclosures, including additional information in the rate reconciliation and exceptions additional disclosures about income taxes paid. ASU 2023-09 will become effective for applying GAAP when modifying contracts us for the fiscal year ending December 31, 2025. Early adoption is permitted, and hedging relationships that use LIBOR as a reference rate. These amendments guidance should be applied prospectively, with an option to apply guidance retrospectively. We are not applicable to contract modifications made and hedging relationships entered into or evaluated after December 31, 2022. In June 2022, we amended and restated our revolving credit facility, with no material currently evaluating the impact as a result of the shift away from LIBOR (see Note 4) adoption of ASU 2023-09 on our consolidated financial statements.

In November 2023, the FASB issued ASU Number 2023-07, "Segment Reporting (Topic 280): Improvements to Reportable Segment Disclosures" ("ASU 2023-07"). ASU 2023-07 requires disclosure of significant segment expenses that are regularly provided to the chief operating decision maker(s) that are included within each reported measure of segment profit or loss. The guidance also expands disclosure requirements for interim periods, as well as requires disclosure of other segment items, including the title and position of the entity's chief operations decision maker(s). ASU 2023-07 will become effective for us for the fiscal year ending December 31, 2024, and for interim periods starting in our first quarter of 2025. Early adoption is permitted, and guidance is required to be applied retrospectively. We are currently evaluating the impact of the adoption of ASU 2023-07 on our consolidated financial statements.

## 2. Business Combinations Debt

### Century Homes Senior Unsecured Notes

On January 31, 2021 August 22, 2023, the Company completed issued \$300.0 million in aggregate principal amount of 8.25% senior unsecured notes due August 15, 2028 (the "2028 Notes"), which were issued pursuant to an indenture (the "Indenture"). Interest on the acquisition of Century Homes Florida, LLC ("Century Homes") from Tavistock Development Company for 2028 Notes is payable in arrears semiannually on each February 15 and August 15, beginning February 15, 2024. The 2028 Notes are fully and unconditionally guaranteed on a total purchase price of \$35.6 million. The acquisition was accounted for as a business combination under ASC 805. We recorded an allocation joint and several senior unsecured basis by certain of the purchase price to Century Homes' tangible assets acquired Company's subsidiaries.

The Company received net proceeds from the issuance and liabilities assumed based on their estimated fair values as sale of January 31, 2021. There were no identifiable intangible assets. Goodwill was recorded as the residual amount by 2028 Notes of \$293.5 million after unamortized debt issuance costs of \$6.5 million, which reduce the purchase price exceeded the provisional fair carrying value of the net assets acquired and is expected to be fully deductible for tax purposes. Goodwill consists primarily of expected synergies of combining operations, the acquired workforce, and growth opportunities, none of which qualify as separately identifiable intangible assets. As of January 31, 2022, the Company completed its allocation of the purchase price and no measurement period adjustments were identified.

The final purchase price allocation as of January 31, 2022 was as follows (in thousands):

Cash acquired	\$	3,993
Other assets		754
Goodwill		1,795
Inventories		34,324
Property and equipment, net		549
Liabilities		(5,831)
Total purchase price	\$	35,584

#### MHI

On October 1, 2021, the Company completed the acquisition of certain assets, rights and properties, and assumed certain liabilities of privately held Texas homebuilder McGuyer Homebuilders, Inc. and related affiliates ("MHI"), including: (i) single-family residential homebuilding; (ii) owning model homes; (iii) acquisition, ownership and licensing of intellectual property (including architectural plans); (iv) purchasing and reselling homebuilding supplies; (v) development, construction and sale of condominium units in Austin, Texas; (vi) mortgage origination through a mortgage company; and (vii) title insurance, escrow and closing services through a title company. The acquisition allowed the Company to expand its existing footprint in the Texas market.

Total cash paid at closing of approximately \$471.0 million included \$463.0 million in purchase price based 2028 Notes reported on the preliminary value of purchased Consolidated Balance Sheets. The net assets and a 10% deposit on a separate land bank facility. On December 3, 2021, the Company paid an additional \$25.2 million in cash for customary post-closing adjustments based on the final value of the net assets acquired as of September 30, 2021. Additionally, the Company agreed to the future payment of additional consideration of up to 25% of pre-tax net income for up to five periods, the last of which ends 48 months after the closing subject to certain minimum pre-tax income thresholds and certain overhead expenses, estimated at approximately \$94.6 million as of the acquisition date.

The total purchase price was as follows (in thousands):

Cash consideration	\$	488,178
Contingent consideration based on future earnings		94,573
Total consideration	\$	582,751

The Company used \$20.0 million of cash on hand and proceeds from the sale 2028 Notes were used to repay a portion of the Convertible Preferred Stock (see Note 12) and from unsecured debt incurred then outstanding balance under the Company's Credit Agreement, to fund the MHI acquisition. On October 1, 2021, the Company borrowed approximately \$300.0 million under the Credit Agreement and paid off MHI's vertical lines of credit in connection with the closing of the acquisition (See Note 4).

The acquisition was accounted for as a business combination under Topic 805. We recorded an allocation of the purchase price to MHI tangible and identifiable intangible assets acquired and liabilities assumed based on their estimated fair values as of October 1, 2021. The amounts for intangible assets were based on third-party valuations performed. Goodwill was recorded as the residual amount by which the purchase price exceeded the provisional fair value of the net assets acquired and is expected to be fully deductible for tax purposes. Goodwill consists primarily of expected synergies of combining operations, the acquired workforce, and growth opportunities, none of which qualify as separately identifiable intangible assets. Agreement. As of September 30, 2022 December 31, 2023, the Company completed its purchase price allocation and no further updates to goodwill are expected as a result of the acquisition.

Pursuant to Topic 805, the financial statements will not be retrospectively adjusted for any provisional amount changes that occur in subsequent periods. Rather, we will recognize any provisional adjustments during the reporting period in which the adjustments are determined. We will also be required to record, in the same period's financial statements, the effect on earnings, if any, as a result of any change to the provisional amounts, calculated as if the accounting had been completed at the acquisition date.

The final purchase price allocation as of September 30, 2022 was as follows (in thousands):

Cash acquired	\$	297
Inventories		473,037
Lot deposits		40,452
Other assets		14,722
Property and equipment		3,163
Equity method investments		6,192
Intangible assets		8,840
Goodwill		141,071
Operating lease right-of-use assets		1,508
Accounts payable		(41,466)
Accrued expenses		(25,801)
Customer deposits		(37,756)
Operating lease liabilities		(1,508)
Total purchase price	\$	582,751

On January 31, 2022, the Company made a cash payment of \$34.9 million for model homes from MHI Models, Ltd., a Texas limited partnership (the "MHI Model Homes"). The post-close consideration payment completed the asset purchase transaction, which was considered to be economically separate from the acquisition of MHI and the related purchase price allocation above. See Note 6, Commitments and Contingencies for discussion on subsequent sale and leaseback transactions related to the MHI Model Homes.

unamortized debt issuance costs were \$6.1 million.

#### Contingent Consideration

At December 31, 2022 and 2021, The 2028 Notes are redeemable by the Company remeasured prior to August 15, 2025 through the fair value payment of contingent consideration the principal amount due, which can be accomplished through the issuance of certain restricted equity offerings for specified portions of principal notes outstanding, plus specified rates and accrued and unpaid interest, and a make-whole premium in the event 100% of the principal amount is redeemed. On or after August 15, 2025, the 2028 Notes are redeemable at specified rates equal to 104.1% of the principal balance, plus accrued and unpaid interest, and periodically decrease to 100% on August 15, 2027. Upon the occurrence of a Change of Control (as defined in the Indenture), the holders of the 2028 Notes will have the right to require the Company to repurchase all or a portion of the 2028 Notes at a price equal to 101% of the aggregate principal amount of the 2028 Notes, plus any accrued and unpaid interest.

The Indenture includes customary events of default. Subject to specified exceptions, the Indenture contains certain restrictive covenants that, among other things, limit our ability to incur or guarantee certain indebtedness, issue certain equity interests or engage in certain capital stock transactions. In addition, the Indenture contains certain limitations related to the 2019 acquisition mergers, consolidations, and transfers of Village Park Homes, LLC ("VPH") and adjusted the liability to \$1.4 million and \$7.6 million, respectively, based on revised pre-tax income forecasts and revised discount rates as of the balance sheet date and from accretion of the liability. The Company recorded contingent consideration adjustments resulting in \$0.7 million of expense, \$0.7 million of expense, and \$1.4 million of expense for the years ended December 31, 2022, 2021 and 2020, respectively. These adjustments are included in contingent consideration revaluation on the Consolidated Statements of Comprehensive Income, assets.

At December 31, 2022 and 2021, the Company remeasured the fair value of contingent consideration related to the 2020 acquisition of H&H and adjusted the liability to \$11.6 million and \$19.8 million, respectively, based on revised pre-tax income forecasts and revised discount rates as of the balance sheet date and from accretion of the liability. The Company recorded contingent consideration adjustments resulting in \$2.0 million of income and \$4.6 million of expense for the years ended December 31, 2022 and 2021, respectively. These adjustments are included in contingent consideration revaluation on the Consolidated Statements of Comprehensive Income.

At December 31, 2022 and 2021, the Company remeasured the fair value of contingent consideration related to the 2021 acquisition of MHI and adjusted the liability to \$102.1 million and \$96.7 million, respectively, based on revised pre-tax income forecasts and revised discount rates as of the balance sheet date and from accretion of the liability. The Company recorded contingent consideration adjustments resulting in \$12.4 million of expense and \$2.2 million of expense for the years ended December 31, 2022 and 2021, respectively. These adjustments are included in contingent consideration revaluation on the Consolidated Statements of Comprehensive Income.

See Note 10, Fair Value Disclosures for the fair value measurement for contingent consideration.

### 3. Property and Equipment

Property and equipment consisted of the following as of December 31, 2022 and 2021 (in thousands):

	For the Years Ended December 31,	
	2022	2021
Furniture and fixtures	\$ 18,753	\$ 17,756

Buildings	401	401
Land	216	216
Vehicles	64	21
Office equipment and software	3,733	4,384
Total property and equipment	23,167	22,778
Less: Accumulated depreciation	(15,830)	(15,989)
Property and equipment, net	\$ 7,337	\$ 6,789

Depreciation expense was \$5.0 million, \$3.7 million and \$3.9 million for the years ended December 31, 2022, 2021 and 2020, respectively.

#### 4. Construction Lines of Credit Agreement

On January 25, 2021 July 19, 2023, the Company entered into a \$450.0 million syndicated senior unsecured credit facility with Bank of America, N.A. (the "Credit Agreement"), subsequently repaid \$340.0 million in outstanding debt and terminated all then-existing construction lines of credit. Through subsequent amendments to its existing credit agreement (as amended, the Credit Agreement in September 2021 (the "Amendments"), additional lenders were added as well as provisions for any existing lender, at the Company's request, to increase its revolving commitment, add new revolving loan tranches or add new term loan tranches, not to exceed—through an accordion feature— an aggregate of \$1.1 billion, which would include the exercise of the accordion feature (collectively, the "Existing Credit Agreement").

On June 2, 2022, the Company entered into an agreement to amend and restate its Existing Credit Agreement (the "Amended and Restated Credit Agreement"). The Amended and Restated Credit Agreement is substantially similar to the Existing Credit Agreement except that the Amended and Restated Credit Agreement, amendments, among other things, (i) provides provide for an increase in the aggregate commitments under the facility from \$817.5 million to \$1.1 billion; (ii) allows the revolving credit facility to expand \$1.2 billion, subject to a borrowing base of up to \$1.6 billion through its accordion feature; (iii) extends base; (ii) extend the maturity date from January 25, 2024 June 2, 2025 to June 2, 2025; July 17, 2026 for certain new and existing lenders comprising \$1.1 billion of the \$1.2 billion of aggregate commitments under the Credit Agreement; (iii) authorize the non-extending lenders to extend their maturity dates to July 17, 2026, with the consent of the Company; (iv) transitions provide the applicable interest rate from a Eurodollar based rate Company with the ability to incur certain additional unsecured debt; and (v) reference a Secured Overnight Financing Rate ("SOFR") based rate, as described below. Certain of our subsidiaries guaranteed the Company's Company's obligations under the Amended and Restated Credit Agreement. The amendments also updated the Company's minimum tangible net worth covenant which resulted in an increase to the base component of such covenant from \$385.0 million to \$607.0 million. The Credit Agreement retains an accordion feature that allows the aggregate commitments to increase up to \$1.6 billion, subject to a borrowing base.

Under the Amended and Restated Credit Agreement, loans the Company has the option to draw "Term SOFR Rate Loans" or "Daily Simple SOFR Rate Loans". Term SOFR Rate Loans bear interest at the Company's option based on Term SOFR rates for one, three or six-month interest periods, which include SOFR adjustments of (1) 10, 15 and 25 basis points for each interest period, respectively. Daily Simple SOFR Rate Loans bear interest based on Daily Simple SOFR rates and include a "Base Rate", which means, for any day, a fluctuating SOFR adjustment of 10 basis points. Interest under Term SOFR Rate Loans and Daily Simple SOFR Rate Loans also include an "applicable rate per annum equal to credit spreads of 1.5% to 2.6%, which are margin" determined based on the Company's net debt-to-capitalization debt to capitalization ratio, plus the highest of (a) the Federal Funds Rate plus 0.5%, (b) the rate of interest in effect for such day as publicly announced from time to time by Bank of America as its "prime rate," (c) Term SOFR plus 1.0% and (d) 1.0%, or (2) a "Term SOFR/Letter of Credit Rate", which means for any day a fluctuating rate per annum equal equivalent to credit spreads of 2.5% to 3.6%, which are determined based on the Company's debt-to-capitalization ratio, plus the adjusted term SOFR rate (based on one, three or six-month interest periods) 3.3%.

On June 30, 2022, the Company received an additional commitment of \$50.0 million under the terms of the accordion feature.

As of December 31, 2022, available liquidity under the Credit Agreement was \$122.0 million December 31, 2023 resulting in \$486.5 million in total liquidity for the Company. As of December 31, 2022 and 2021, 2022, the outstanding balance under the Amended and Restated Credit Agreement was \$965.0 million \$530.0 million and \$760.0 million \$965.0 million, respectively. Under the Amended and Restated Credit Agreement, the funds available are unsecured and availability under the borrowing base is calculated based on specified percentages specific advance rates for each of finished lots, construction in process, and finished homes inventory on the Consolidated Balance Sheets. Sheets, and reduced for any outstanding unsecured indebtedness permitted under the Credit Agreement, including the 2028 Notes.

The Company had capitalized debt issuance costs related to the line construction lines of credit, and notes payable, net of amortization, of \$7.0 million and \$7.3 million and \$5.5 million as of December 31, 2022 December 31, 2023 and 2021, 2022, respectively, which were included in other assets on the Consolidated Balance Sheets. The Company amortized \$3.8 million and \$2.0 million of debt

Debt issuance costs for that are recorded to capitalized interest are expensed in cost of sales as the years ended December 31, 2022 and 2021, respectively.

The Credit Agreement contains restrictive covenants and financial covenants. homes close. The Company was in compliance with all debt covenants as of December 31, 2022 December 31, 2023 and 2021, 2022. The Company expects to remain in compliance with all debt covenants over the next twelve 12 months.

#### 5.3. Inventories

Inventories consist of finished owned land and finished lots, and construction in process ("CIP") and finished homes, including capitalized interest. Interest costs incurred under our debt obligations discussed in Note 2. In addition, preconstruction costs related to finished lots or land under development held by third-party land bank partners incurred prior to the Company's purchase of the land, including lot option fees, related to off-balance sheet arrangements property taxes and due diligence costs related to land development are also capitalized into inventory, owned land and lots. Finished lots are purchased with the intent of building and selling a home and are generally purchased just-in-time for construction, whether for speculative ("spec") or sold homes, and are included within owned land and lots in the table below until construction begins when the finished lot cost is transferred to CIP. CIP represents the homebuilding activity associated with homes to be under construction or completed, including sold, spec and speculative model homes. CIP includes the cost of the finished lots and all of the direct costs incurred to build the homes. The cost of the homes is expensed on a specific identification basis, basis when the home is delivered to the customer.

Interest is capitalized

Inventories consisted of the following as of December 31, 2023 and included within each inventory category above. 2022 (in thousands):

	As of December 31,	
	2023	2022
Construction in process and finished homes	\$ 1,251,767	\$ 1,148,654
Owned land and lots	188,482	229,531
Inventories	\$ 1,440,249	\$ 1,378,185

Capitalized interest activity related to our construction lines of credit and senior unsecured notes, net is summarized in the table below for the years ended December 31, 2022 December 31, 2023 and 2021 2022 (in thousands):

	For the year ended December 31,	
	2022	2021
Capitalized interest at the beginning of the period	\$33,266	\$21,091
	Year Ended December 31,	Year Ended December 31,
	2023	2022
Capitalized interest as of beginning of the period		
Interest incurred	Interest incurred 121,964	45,355
Interest expensed	Interest expensed (32)	(672)
Interest charged to homebuilding cost of sales	Interest charged to homebuilding cost of sales (60,595)	(32,508)
Capitalized interest at the end of the period	\$94,603	\$33,266
Capitalized interest as of end of the period		

#### 6.4. Property and Equipment

Property and equipment, net consisted of the following as of December 31, 2023 and 2022 (in thousands):

	As of December 31,	
	2023	2022

Furniture and fixtures	\$ 22,787	\$ 18,753
Buildings	401	401
Land	216	216
Vehicles	92	64
Office equipment and software	2,156	3,733
Total property and equipment	25,652	23,167
Less: Accumulated depreciation	(18,609)	(15,830)
Property and equipment, net	\$ 7,043	\$ 7,337

Depreciation expense was \$4.8 million, \$5.0 million and \$3.7 million for the years ended December 31, 2023, 2022 and 2021, respectively.

## 5. Commitments and Contingencies

### Legal Proceedings

#### Weyerhaeuser Lawsuit

We are party to legal matters from time to time that typically are derived from the Company's general business practices, primarily related to the construction of homes. The Company **was involved** believes that if a claim has merit, parties other than the Company would be, at least in an **appeals process** part, liable for the claim, and the eventual outcome of civil litigation related to defective products provided by Weyerhaeuser NR Company ("Weyerhaeuser") (NYSE: WY), one of the claim would not have a material adverse effect upon our **lumber suppliers**. Our Colorado division builds **consolidated financial statements**. When we believe that a number of floor plans that include basements using specialized fir lumber. On July 18, 2017, Weyerhaeuser issued a press release indicating a recall **loss is probable** and potential solution for TJI Joists with Flak Jacket Protection manufactured after December 1, 2016. The press release indicated **estimable**, we record the TJI Joists used a Flak Jacket coating that included a formaldehyde-based resin that could be harmful to consumers and produced an odor in certain newly constructed homes. We had 38 homes impacted by the potentially harmful and odorous Flak Jacket coating and incurred significant costs directly related to Weyerhaeuser's defective TJI Joists. Accordingly, we sought remediation and damages from Weyerhaeuser. The press release by Weyerhaeuser had a pronounced impact on our sales and cancellation rates in Colorado. We filed suit on December 27, 2017—Dream Finders Homes LLC and DFH Mandarin, LLC v. Weyerhaeuser NR Company, No. 17CV34801 (District Court, City and County of Denver, State of Colorado)—and included claims against Weyerhaeuser for manufacturer's liability based on negligence, negligent misrepresentation causing financial **estimated contingency** loss in a business transaction and fraudulent concealment. Weyerhaeuser asserted a counterclaim asserting an equitable claim for unjust enrichment. After completion **our Consolidated Statements** of a jury trial on November 18, 2019, the District Court issued a verdict in our favor on our claims, awarding Dream Finders Homes LLC \$3.0 million in damages and DFH Mandarin, LLC \$11.7 million in damages. On February 21, 2020, the District Court dismissed Weyerhaeuser's counterclaim. Weyerhaeuser appealed the Colorado District Court's jury verdict and on December 2, 2021, the Colorado Court of Appeals reversed the judgment entered against Weyerhaeuser for negligence, negligent misrepresentation and fraudulent concealment. As a result, Dream Finders Homes LLC and DFH Mandarin, LLC (collectively, "DFH") filed a petition for writ of certiorari to the Colorado Supreme Court on January 13, 2022 to appeal the Colorado Court of Appeals ruling — Dream Finders Homes LLC and DFH Mandarin, LLC v. Weyerhaeuser NR Company, Case No. 2022SC24 (Colorado Supreme Court). On September 12, 2022, the Colorado Supreme Court issued a denial of certiorari. As a result of the denial of certiorari, the Company recorded a legal accrual of \$0.9 million as of December 31, 2022 as part of Weyerhaeuser's motion for costs incurred in defense of this case. **Comprehensive Income**.

#### Silver Meadows Townhome Owners Association, Inc. Lawsuit

On October 9, 2019, Silver Meadows Townhome Owners Association, Inc. filed a lawsuit in Boulder County Colorado District Court against DFH Mandarin, LLC ("Mandarin") and Dream Finders Homes, LLC (collectively with Mandarin, "DFH"), both wholly-owned subsidiaries of the Company, as well as other named defendants. The lawsuit alleges certain construction and development defects. Mandarin successfully compelled arbitration. On March 2, 2022 during arbitration proceedings, the parties settled the matter for \$12.0 million subject to the execution of a mutually acceptable settlement agreement, including a denial **We do not believe that any future outcomes** of any admission of liability on behalf of DFH. DFH's insurance carrier agreed to pay the policy limit of \$4.0 million toward the settlement. In April 2022, the parties executed **claims or lawsuits currently outstanding** will have a mutually acceptable settlement agreement and DFH paid the settlement amount, net of the insurance proceeds received. In April 2022, DFH also commenced the formal legal process to seek contribution toward DFH's portion of the settlement amount from responsible subcontractors and vendors who performed work on the project. As of December 31, 2022, DFH settled with one subcontractor for contribution toward DFH's amounts paid toward the settlement and continued its **material adverse effect upon our consolidated financial statements**.

proceedings to collect additional contributions from responsible subcontractors and vendors, which is still in progress as of the date of this filing.

### Leases

The Company has operating leases primarily associated with office space that is used by **our** divisions, **outside of the Jacksonville area**, model home sale-leasebacks and a corporate office building sale-leaseback in Jacksonville, Florida. This corporate office building lease has a remaining **lease lease** term of **12 years**. The Company also has **finance leases** for corporate office furniture.

**Leases 11 years** with an initial term of 12 months or less are not recorded on the balance sheet; the Company recognizes lease expense for these leases on a straight-line basis over the lease term. Lease and nonlease components for new and reassessed leases are combined. **potential renewal options**. There are no significant operating or finance leases that have not yet commenced as of **December 31, 2022 December 31, 2023**. Most leases include one or more options to renew, with renewal terms that can extend the lease term. The exercise of lease renewal options is at the Company's sole discretion.



The Company only includes these renewal options in its lease terms if they are reasonably certain to be exercised. Finance lease assets are recorded within other assets and are net of accumulated amortization.

On March 24, 2022, the Company sold 93 completed model homes for \$55.4 million, including the MHI Model Homes. The Company simultaneously entered into 93 individual lease agreements. The Company is responsible for paying the operating expenses associated with the homes while under lease. Consistent with similar sale and leaseback agreements in previous years, the Company considered the terms of the sale and leaseback arrangement and based on applicable GAAP guidance, concluded the transaction qualifies for sale treatment and that the leases should be classified as operating leases.

The following table shows the operating lease costs for the years ended December 31, 2022, December 31, 2023, 2021 2022 and 2020 2021 (in thousands):

		For the Years Ended December 31,		
Lease Cost	Classification	2022	2021	2020
Operating lease cost <sup>(1)</sup>	Selling, general and administrative expenses	\$ 11,547	\$ 6,403	\$ 5,932
Finance lease cost:				
Amortization of right of use assets	Selling, general and administrative expenses	95	158	158
Interest on lease liabilities	Interest expense	7	19	29
Total finance lease cost		102	177	187
Net lease cost		\$ 11,649	\$ 6,580	\$ 6,119

		Year Ended December 31,		
Lease Cost	Classification	2023	2022	2021
Operating lease cost <sup>(1)</sup>	Selling, general and administrative expense	\$ 12,378	\$ 11,547	\$ 6,403

(1) Includes short-term leases and variable lease costs which are immaterial.

Supplemental disclosure of noncash activities related to leases was as follows (in thousands):

		Year Ended December 31,		
		2023	2022	2021
Leased assets obtained in exchange for new operating lease liabilities		\$ 3,442	\$ 10,564	\$ 8,149

During the year ended December 31, 2023, there have been no material changes in our lease liabilities for the next five years.

		As of December 31,	
		2023	2022
<b>Weighted average remaining lease term</b>			
Operating leases		6 years	6 years
<b>Weighted average discount rate</b>			
Operating leases		6.3%	6.3%

The following table shows the maturities of our lease liabilities as of December 31, 2022, December 31, 2023 (in thousands):

Maturity of Lease Liabilities	Maturity of Lease Liabilities	Operating Leases <sup>(1)</sup>	Finance Leases <sup>(1)</sup>	Total <sup>(1)</sup>	Maturity of Lease Liabilities	Operating Leases <sup>(1)</sup>
2023		\$ 7,861	\$ 35	\$ 7,896		
2024	2024	5,733	—	5,733		
2025	2025	3,700	—	3,700		
2026	2026	3,121	—	3,121		
2027	2027	1,666	—	1,666		
2028						
Thereafter	Thereafter	7,386	—	7,386		

Total lease payments	Total lease payments	29,467	35	29,502
Less: Interest	Less: Interest	4,806	1	4,807
Present value of lease liabilities	Present value of lease liabilities	\$ 24,661	\$ 34	\$24,695

(1) We use our incremental borrowing rate based on the information available at the commencement date in determining the present value of lease payments.

During the year ended December 31, 2022, there have been no material changes in our lease liabilities for the next five years.

	As of December 31,	
	2022	2021
<b>Weighted average remaining lease term</b>		
Operating leases	6 years	8 years
Financing leases	1 years	2 years
<b>Weighted average discount rate</b>		
Operating leases	6.3%	5.6%
Financing leases	7.5%	7.5%

## 7.6. Variable Interest Entities

The Company holds investments in certain limited partnerships and similar entities that conduct land acquisition, land development and/or other homebuilding activities in various markets where our homebuilding operations are located, which are considered variable interests. The Company also has an interest in Jet Home Loans LLC ("Jet Home Loans" or "Jet LLC"), where the primary activities include underwriting, originating and selling home mortgages.

The Company's investments create a variable interest in a variable interest entity ("VIE"), VIE, depending on the contractual terms of the arrangement. Additionally, the Company, in the ordinary course of business, enters into option contracts with third parties and unconsolidated entities for the ability to acquire rights to finished lots for the construction of homes. Under these contracts, the Company typically makes a specified earnest money deposit in consideration for the right to purchase finished lots in the future, usually at a predetermined price.

The VIEs are funded by initial capital contributions from the Company, as well as its other partners, and generally do not have significant debt. In some cases, an unrelated third party is the general partner or managing member and, in others, the general partner or managing member is a related party.

The primary risk of loss associated with the Company's involvement in these VIEs is limited to the Company's initial capital contributions due to bankruptcy or insolvency of the VIE; however, management has deemed the likelihood of this as remote. The maximum exposure to loss related to the VIEs is disclosed below for both consolidated and unconsolidated VIEs, which equals the Company's capital investment in each entity.

### Consolidated VIEs

For VIEs that the Company does consolidate, management has the power to direct the activities that most significantly impact the VIE's VIEs' economic performance. The Company typically serves as the party with homebuilding expertise in the VIE. The Company does not guarantee the debts of the VIEs, and creditors of the VIEs have no recourse against the Company. There were no new consolidated VIEs during the years ended December 31, 2022, 2021 or 2020.

The table below displays the carrying amounts of the assets and liabilities related to the consolidated VIEs (in thousands):

Consolidated	As of December 31,	
	2022	2021
Assets	\$ 13,344	\$ 30,830
Liabilities	\$ 4,787	\$ 10,203

### Unconsolidated VIEs

For VIEs that the Company does not consolidate, the Company does not hold the power to direct the activities that most significantly impact the VIE's VIEs' economic performance. The Company's maximum exposure to loss is limited to its investment in the entities because the Company is not obligated to provide them any additional capital and does not

guarantee any of the unconsolidated VIEs' debt.

debt or other liabilities.

The table below shows display the carrying amounts of the assets and liabilities related to the consolidated VIEs, as well as the Company's investments in the unconsolidated VIEs (in thousands):

Unconsolidated	As of December 31,	
	2022	2021
Jet Home Loans	\$ 7,102	\$ 6,133
Other unconsolidated VIEs	6,906	9,834
Total investment in unconsolidated VIEs	\$ 14,008	\$ 15,967

Consolidated	As of December 31,	
	2023	2022
Assets	\$ 4,075	\$ 13,344
Liabilities	1,766	4,787

Unconsolidated	As of December 31,	
	2023	2022
Jet HomeLoans <sup>(1)</sup>	\$ 9,301	\$ 7,102
Other unconsolidated VIEs	6,063	6,906
Total investment in unconsolidated VIEs	\$ 15,364	\$ 14,008

(1) On September 30, 2023, the joint venture was converted into a limited partnership, now known as Jet HomeLoans LP ("Jet HomeLoans"). Refer to Note 11, Related Party Transactions for more information.

#### Lot Option Contracts

The Company generally does not engage in the land development business. Instead, we employ the Company employs an asset-light land financing strategy, providing us optionality to purchase lots on a "just-in-time" basis for construction and affording us flexibility to acquire lots at a rate that matches the expected sales pace in a given community. We

The Company primarily employ/employs two variations of our asset-light land financing strategy, strategy—finished lot option contracts and land bank option contracts, contracts—pursuant to which we secure the Company secures the right to purchase finished lots at predetermined market prices from various land sellers and land bank partners, by paying deposits based on the aggregate purchase price of the finished lots. These option contracts generally allow us, at our option, to forfeit our right to purchase the lots controlled for any reason, and our sole legal obligation and economic loss as a result of such forfeitures is limited to the amount of the deposits paid pursuant to such option contracts and, in the case of land bank option contracts, our loss is limited to the related lot option fees paid to the land bank partner, and for certain land bank option contracts, any potential performance obligations, management of the land development to completion and any cost overruns relative to the project.project.

None of the creditors of any of the land bank entities with which we enter the Company enters into lot option contracts have recourse to our general credit. We The Company generally do does not have any specific performance obligations to purchase a certain number or any of the lots or guarantee any of the land bankers' financial or other liabilities. We are The Company is not involved in the design or creation of the land bank entities from which we purchase the Company purchases lots under lot option contracts. The land bankers' equity holders have the power to direct 100% of the operating activities of the land bank entity. We have entity and the Company has no voting rights in any of the land bank entities. rights. The sole purpose of the land bank entity's activities is to generate positive cash flow returns for such entity's equity holders. Further, we do the Company does not share in any of the profit or loss generated by the project's development. The profits and losses are passed directly to the land bankers' equity holders.

The deposit placed by us pursuant to the lot option contracts is deemed to be a variable interest in the respective land bank entities. Certain of those land bank entities are deemed to be VIEs. Therefore, the land bank entities with which we enter the Company enters into lot option contracts are evaluated for possible consolidation by the Company.

We believe The Company believes the activities that most significantly impact a land bank entity's economic performance are the operating activities of the land bank entity. In the case of development projects, unless and until a land bank entity delivers finished lots for sale, the land bank entity's equity investors bear the risk of land ownership and do not earn any revenues, except for lot option fees paid by the Company. The operating development activities are managed directed by the land bank entity's equity investors.

We possess Dream Finders possesses no more than limited protective legal rights through the lot option contracts in the specific finished lots we that are purchasing, purchased, and we possess possesses no participative rights in the land bank entities. Accordingly, we do the Company does not have the power to direct the activities of a land bank entity that most significantly impact its economic performance. For the aforementioned reasons, the Company concluded that it is not the primary beneficiary of the land bank entities with which it enters into lot option contracts, and therefore the Company does not consolidate any of these VIEs. The Company's risk of loss related to finished lot option and land bank option deposits and related fees was \$328.0 million and interest was \$461.6 million \$461.6 million as of December 31, 2022 December 31, 2023 and 2022, respectively.

## 7. Contingent Consideration

As of December 31, 2023 and 2022, the Company remeasured the fair value of contingent consideration related to the 2020 acquisition of H&H Constructors of Fayetteville, LLC and adjusted the liability to \$11.7 million and \$11.6 million, respectively, based on actual results achieved, revised pre-tax income forecasts and revised discount rates as of the balance sheet date and from accretion of the liability. The Company recorded contingent consideration adjustments resulting in \$2.9 million of expense, \$2.0 million of income, and \$4.6 million of expense for the years ended December 31, 2023, 2022 and 2021, respectively. As of December 31, 2023, there were 9 months remaining under the contingent consideration agreement.

As of December 31, 2023 and 2022, the Company remeasured the fair value of contingent consideration related to the September 2021 acquisition of McGuyer Homebuilders, Inc. ("MHI") and adjusted the liability to \$105.1 million and \$102.1 million, respectively, based on actual results achieved, revised pre-tax income forecasts and revised discount rates as of the balance sheet date and from accretion of the liability. The Company recorded contingent consideration adjustments resulting in expense of \$43.3 million, \$12.4 million, and \$2.2 million for the year ended December 31, 2023, 2022 and 2021, respectively. As of December 31, 2023, there were 21 months remaining under the contingent consideration agreement.

Refer to Note 10, Fair Value Disclosures for the fair value measurement for contingent consideration.

## 8. Income Taxes

The Company is a corporation subject to U.S. federal income taxes, in addition to state and local income taxes. As the Company became subject to tax as a corporation in 2021, no provision for federal or state income taxes was made prior to 2021 and, therefore, there are no comparative balances relating to corporate income taxes for the 2020 period herein.

Income tax expense for the years ended December 31, 2022 December 31, 2023, 2022 and 2021, consists of the following (in thousands):

		2022	2021
Current expense:			
	Year Ended December 31,	Year Ended December 31,	
	2023	2023	2022
Current:			
Federal			
Federal			
Federal	Federal	\$66,473	\$26,336
State	State	15,680	5,088
Total current expense		82,153	31,424
Deferred expense:			
Total current			
Deferred:			
Federal			
Federal			
Federal	Federal	5	(3,305)
State	State	(299)	(664)
Total deferred (benefit)		(294)	(3,969)
Total deferred			

Total income tax expense	Total income tax expense	\$81,859	\$27,455
--------------------------	--------------------------	----------	----------

The following table reconciles the statutory federal income tax rate to the effective income tax rate:

Year Ended December 31,				Year Ended December 31,			
		2022	2021		2023	2022	2021
Income taxes at federal statutory rate	Income taxes at federal statutory rate	21.0 %	21.0 %	Income taxes at federal statutory rate	21.0 %	21.0 %	21.0 %
State and local income taxes, net of federal tax	State and local income taxes, net of federal tax	3.5	2.4				
Federal tax credits	Federal tax credits	(3.9)	(5.9)				
Non-deductible executive compensation	Non-deductible executive compensation	1.3	0.8				
Other	Other	1.1	0.2				
Effective rate		23.0 %	18.5 %				
Effective tax rate	Effective tax rate				23.9 %	23.0 %	18.5 %

The significant components of deferred income tax assets and liabilities as of December 31, 2022, December 31, 2023, and 2021, 2022, consist of the following (in thousands):

		2022	2021			2023	2022
	As of December 31,				As of December 31,		
		2023				2023	2022
Deferred tax assets:	Deferred tax assets:						
Property and equipment, net	Property and equipment, net	\$1,085	\$ 238				
Contingent consideration	Contingent consideration	4,145	1,805				
Equity-based compensation	Equity-based compensation	246	1,265				
Right-of-use liabilities	Right-of-use liabilities	5,809	—				
Contingent consideration	Contingent consideration						
Incentive compensation plans	Incentive compensation plans						
Lease liabilities	Lease liabilities						
Other	Other	1,408	1,512				
Total deferred tax asset	Total deferred tax asset	12,693	4,820				
Deferred tax liabilities:	Deferred tax liabilities:						
Property and equipment, net	Property and equipment, net	(2,423)	(588)				
Deferred tax liabilities:	Deferred tax liabilities:						
Right-of-use assets	Right-of-use assets						

Right-of-use assets			
Right-of-use assets	Right-of-use assets	(5,674)	—
Other	Other	(70)	—
Total deferred tax liability		(8,167)	(588)
Total deferred tax liabilities			
Net deferred income tax asset		\$4,526	\$4,232
Net deferred tax asset			
Net deferred tax asset			
Net deferred tax asset			

Management believes that we will have sufficient future taxable income to make it more likely than not that the net deferred tax assets will be realized.

As of December 31, 2022, December 31, 2023 and 2021, 2022, the Company had no valuation allowance recorded against deferred tax assets, no uncertain tax positions that qualify for inclusion in our consolidated financial statements, and we have not recognized or accrued for any interest or penalties.

## 9. Segment Reporting

The Company primarily operates in the homebuilding business and is organized and reported primarily by division, region. During the third quarter of 2023, organization of the homebuilding segments for making operating decisions and assessing performance changed from divisional to regional. There are six now four reportable segments: (i) Jacksonville, (ii) Colorado, (iii) segments, which are comprised of the following:

- Southeast (Jacksonville, Orlando, (iv) The and Tampa, Florida; Savannah, Georgia; Hilton Head and Bluffton, South Carolina; Active Adult and Custom Homes operations in northeast Florida)
- Mid-Atlantic (The Carolinas (v) and DC Metro)
- Midwest (Austin, Dallas, Houston and San Antonio, Texas and (vi) Denver, Colorado)
- Financial Services (primarily Jet LLC, the Company's mortgage operations. The Company includes the Century Homes operations within the Orlando segment HomeLoans and the MHI operations comprise the Texas segment, Golden Dog Title and excludes legacy Austin, Texas operations. Trust)

The remaining operating segments are combined into the "Other" category, along with the corporate component, which is not considered an operating segment. As of December 31, 2022, DC Metro, which was previously its own reportable segment, comprising our homebuilding operations in the Washington D.C. metropolitan area, has been included in Other. It no longer meets the quantitative thresholds prescribed by is reported separately as "Corporate".

In accordance with ASC 280, operating segments are defined as components of an enterprise for which separate financial information is available that is evaluated regularly by the chief operating decision-makers ("CODM") in deciding how to allocate resources and in assessing performance. The Company's CODM primarily evaluate performance based on the number of homes closed, average sales price and financial results. Segment Reporting warranting separate disclosure, individually or in the aggregate with the Other segment. The current and comparative disclosures below reflect this change in segment reporting as of and for the years ended December 31, 2022 and 2021. profitability is primarily measured by income before taxes.

The following tables summarize revenues and net and comprehensive income by segment for the years ended December 31, 2022, December 31, 2023, 2021, 2022 and 2020, 2021 as well as total assets and goodwill by segment as of December 31, 2022, December 31, 2023 and 2021, 2022 (in thousands):

Revenues:	For the Years Ended December 31,		
	2022	2021	2020
Jacksonville	\$ 679,321	\$ 452,891	\$ 430,811
Colorado	169,378	114,260	122,275
Orlando	304,767	244,143	124,769
The Carolinas	482,646	370,477	89,324
Texas	1,325,274	361,138	—
Jet Home Loans	26,399	28,056	28,629



Other <sup>(1)</sup>	380,949	381,001	366,628
Total segment revenues	3,368,734	1,951,966	1,162,436
Reconciling items from equity method investments	(26,399)	(28,056)	(28,629)
Consolidated revenues	\$ 3,342,335	\$ 1,923,910	\$ 1,133,807

Year Ended December 31,			
Revenues:	2023	2022	2021
Southeast	\$ 1,521,414	\$ 1,237,389	\$ 914,765
Mid-Atlantic	633,131	566,632	464,070
Midwest	1,584,343	1,530,538	538,466
Financial Services	48,878	34,175	34,665
Total segment revenues	3,787,766	3,368,734	1,951,966
Reconciling items from equity method investments	(39,180)	(26,399)	(28,056)
Consolidated revenues	\$ 3,748,586	\$ 3,342,335	\$ 1,923,910

For the Years Ended December 31,			
Net and comprehensive income:	2022	2021	2020
Jacksonville	\$ 86,872	\$ 55,578	\$ 41,380
Colorado	17,740	3,971	14,052
Orlando	32,070	15,937	10,680
The Carolinas	25,965	14,623	6,034
Texas	112,855	21,797	—
Jet Home Loans	3,655	10,630	15,921
Other <sup>(1)</sup>	1,004	18,679	4,376
Total segment net and comprehensive income	280,161	141,215	92,443
Reconciling items from equity method investments	(5,864)	(6,621)	(7,930)
Consolidated net and comprehensive income	\$ 274,297	\$ 134,594	\$ 84,513

Year Ended December 31,			
Income before taxes	2023	2022	2021
Southeast	\$ 183,537	\$ 165,367	\$ 103,136
Mid-Atlantic	54,646	40,028	25,277
Midwest	168,115	164,377	35,585
Financial Services	28,915	21,219	11,782
Corporate <sup>(1)</sup>	(21,334)	(28,971)	(7,110)
Total segment income before taxes	413,879	362,020	168,670
Reconciling items from equity method investments	(9,454)	(5,864)	(6,621)
Consolidated income before taxes	\$ 404,425	\$ 356,156	\$ 162,049

Assets:	Goodwill:
---------	-----------

As of December 31,	2022	2021	2022	2021
Jacksonville	\$ 300,491	\$ 207,502	\$ —	\$ —
Colorado	187,813	116,121	—	—
Orlando	276,720	131,882	1,795	1,795
The Carolinas	311,469	247,250	16,853	16,853
Texas	793,219	743,306	141,071	141,070
Jet Home Loans	96,108	77,074	—	—
Other <sup>(1)</sup>	494,150	441,910	12,488	12,209
Total segments	2,459,970	1,965,045	172,207	171,927
Reconciling items from equity method investments	(88,833)	(70,797)	—	—
Consolidated	\$ 2,371,137	\$ 1,894,248	\$ 172,207	\$ 171,927

	Assets:		Goodwill:	
	December 31,		December 31,	
	2023	2022	2023	2022
Southeast	\$ 781,162	\$ 770,029	\$ 14,003	\$ 14,003
Mid-Atlantic	404,657	422,490	16,853	16,853
Midwest	915,199	1,007,604	141,071	141,071
Financial Services	207,385	170,151	280	280
Corporate <sup>(1)</sup>	407,932	89,696	—	—
Total segments	2,716,335	2,459,970	172,207	172,207
Reconciling items from equity method investments	(153,896)	(88,833)	—	—
Consolidated	\$ 2,562,439	\$ 2,371,137	\$ 172,207	\$ 172,207

- (1) Other Corporate includes the Company's title operations, homebuilding operations in non-reportable segments, operations of the corporate component, and corporate assets such as cash and cash equivalents, cash held in trust, prepaid insurance, operating and financing leases, as well as property and equipment, equipment, net.

## 10. Fair Value Disclosures

Fair value represents the amount that would be received for selling an asset or paid to transfer a liability in an orderly transaction between market participants at the measurement date. The fair values are determined using a fair value hierarchy based on the inputs used to measure fair value. Level 1 inputs are unadjusted quoted prices in active markets for identical assets and liabilities. Level 2 inputs are inputs other than quoted market prices that are observable for the asset or liability, either directly or indirectly. Level 3 inputs are unobservable and significant to the fair value.

The following table presents a summary of the change in fair value measurement of contingent consideration, which is based on Level 3 inputs and is the only asset or liability measured at fair value on a recurring basis (in thousands):

Beginning balance, December 31, 2021	December 31, 2022	\$ 124,056	115,128
Fair value adjustments related to prior year acquisitions		11,053	46,590
Contingent consideration payments		(19,981)	(44,923)
Ending balance, December 31, 2022	December 31, 2023	\$ 115,128	116,795

Fair value measurements may also be utilized on a nonrecurring basis, such as for the impairment of long-lived assets and inventory. The fair value of financial instruments, including cash and cash equivalents, accounts receivable, accounts payable, notes payable and customer deposits, approximate their carrying amounts due to the short-term nature of these instruments. The fair value of the construction lines of credit approximate their carrying amounts since they are subject to short-term fixed floating interest rates that reflect current market rates. The senior unsecured notes are Level 2 financial instruments. The estimated fair value of the 2028 Notes as of December 31, 2023 is \$318.2 million, based on recent trades or quoted market prices for debt of similar terms, including maturity, to achieve comparable yields.

## 11. Related Party Transactions

The Company enters into or participates in related party transactions. The majority of these transactions are entered into to secure finished lots for the construction of new homes.

### Consolidated VIEs DF Capital Management, LLC Funds

The Company has arrangements to acquire land, develop finished lots and build homes. Certain stockholders, directors and members of management of the Company, have invested in these VIEs and some are limited partners in these VIEs. DFH Investors LLC is the managing member of certain of these VIEs. The VIEs are consolidated for accounting purposes (see Note 7).

#### **DF Residential I, LP**

DF Residential I, LP (Fund I) is a real estate investment vehicle, organized to acquire and develop finished lots. Dream Finders Homes LLC, has entered into six joint ventures and ten land bank projects with Fund I since its formation in January 2017. DF Capital Management, LLC ("DF Capital") organizes real estate investment funds to acquire land and develop and sell finished lots. DF Capital is the investment manager of Fund I, the funds. The Company owns a 49% membership interest in DF Capital. DF Capital is controlled by unaffiliated parties. Certain directors and executive officers have made investments in DF Residential I, LP ("Fund I as limited partners. In addition, certain members I"), the first of management have made investments in Fund I. The general partner of Fund I is DF Management GP, LLC ("DF Management"). Dream Finders Homes LLC is one of four members of DF Management with a 25.8% membership interest.

The total committed capital in Fund I, which such investment vehicles was fully committed in 2019 is with total capital commitments of \$36.7 million. Collectively, the Company's directors, executive officers and members of management invested \$8.7 million or 23.8% of the total committed capital in Fund I. Additionally, Dream Finders Homes LLC and DFH Investors LLC, collectively, invested \$1.4 million or 3.8% of the total committed capital of Fund I. Fund I is nearing its final stage in which residual earnings are distributed.

#### **DF Residential II, LP**

DF Residential II, LP ("Fund II") initiated its first close on March 11, 2021, was organized in 2021. DF Management GP II, LLC, a Florida limited liability company, serves as the general partner of Fund II (the "General Partner"). Fund II raised total capital commitments of \$322.1 million and was fully committed as of January 2022. DF Capital is the investment manager of Fund II.

The Company indirectly owns 72.0% of the membership interests in the General Partner and receives 72.0% of the economic interests. The General Partner is controlled by unaffiliated parties. The Company's investment commitment in Fund II is was fully committed as of January 2022 with total capital commitments of \$322.1 million. The Company invested \$3.0 million or 0.9% of the total committed capital of Fund II.

Certain directors, executive officers and members of management invested as limited partners in Fund II in an aggregate amount of \$33.9 million or 10.5% of the total committed capital. In addition, Rockpoint Group, LLC, an affiliate of a former director of the Company invested \$100.0 million in Fund II.

On March 11, 2021, the Company entered into land bank financing arrangements and a Memorandum of Right of First Offer with Fund II, under which Fund II has an exclusive right of first offer on any land bank financing projects that meet its investment criteria and are undertaken by the Company during Fund II's investment period.

Certain directors, executive officers and members of management have made investment commitments as limited partners in Fund II in an aggregate amount of \$133.9 million or 41.6% of the total committed capital of Fund II as of December 31, 2022, inclusive of a \$100.0 million commitment from Rockpoint Group, LLC discussed below. As of December 31, 2021, these investment commitments were \$33.9 million or 10.5% of the total committed capital of Fund II.

#### **Land Bank Transactions with DF Capital**

DF Capital raised additional commitments from limited partners through deals other than Fund I and Fund II, which provided land bank financing for specific projects. One of the Company's officers invested \$0.2 million in one of these funds managed by DF Capital as a limited partner in 2019. The Company continues to purchase lots controlled by these funds.

As of December 31, 2022, December 31, 2023 and 2021, 2022, the Company had \$48.5 million and \$58.6 million, respectively, in outstanding lot deposits primarily related to Fund II and other land bank transaction deals and \$3.7 million in outstanding lot deposits primarily related to other land bank transaction deals, respectively, in relation to DF Capital projects, projects, controlling approximately 4,028 lots.

#### **Aircraft Agreement**

In November 2023, the Company entered into an aircraft dry lease agreement with a company owned by Patrick Zalupski, DFH's President, Chief Executive Officer, and Chairman of the Board (the "Aircraft Agreement"). The Aircraft Agreement provides the Company access to an airplane owned by Mr. Zalupski on a non-exclusive basis at a fixed monthly rate for an annually set number of hours. The Aircraft Agreement has an eight-year term, which is automatically extended for up to two successive one-year periods unless terminated by either party. The Company and Mr. Zalupski have separately contracted with a non-affiliated aviation management entity to provide aircraft-related services. The Company incurred \$1.3 million in expense related to the use of the airplane during the year ended December 31, 2023, inclusive of one-time set-up and other costs incurred prior to the commencement of the Aircraft Agreement, included in selling, general and administrative expense on the Consolidated Statement of Comprehensive Income.

#### **Transactions with Rockpoint Group, LLC and affiliates**

From time to time, the Company enters into land bank option contracts with Rockpoint Group, LLC ("Rockpoint") or its affiliates in connection with the Company's acquisition and development of land. Rockpoint or its affiliate provides the funding for the land acquisition and the Company secures the right to purchase finished lots at market prices by

paying deposits based on the aggregate purchase price of the finished lots and any related fees, similar to land bank option contracts with non-related, third-party land bankers. William H. Walton III is the founding principal and chief executive officer of Rockpoint and Rockpoint. Mr. Walton served as a member of the Company's Board of Directors.

On February 15, 2022 through May 21, 2023. During the year ended December 31, 2023, DFH no transactions were entered into a Memorandum of Right of First Offer with between Rockpoint under which Rockpoint has an exclusive right of first offer on certain land bank financing projects that meet certain criteria and are undertaken by the Company during Fund II's investment period. On the same date, Rockpoint provided funding relating to its \$100.0 million commitment to Fund II.

## Company.

### Jet HomeLoans LP, formerly Jet HomeLoans LLC

Jet LLC HomeLoans performs mortgage origination activities for the Company, including underwriting and originating home mortgages for Company customers and non-Company customers. The On September 30, 2023, the Company owns 49.9% entered into a limited partnership agreement with the partners of Jet HomeLoans LLC to convert the venture into Jet HomeLoans LP. As part of the limited partnership agreement, the Company's ownership percentage changed from 49.9% to 60.0%, but the Company is not the primary beneficiary. The change in ownership was effectuated through a distribution to the partners in exchange for the additional 10.1% ownership. Jet LLC HomeLoans is accounted for under the equity method and is a related party of the Company (see Note Company. Jet HomeLoans is included within the Financial Services segment (Note 9, Segment Reporting).

## 12. Mezzanine and Stockholders' Equity

### Corporate Reorganization Series B Preferred Units

Prior to the Corporate Reorganization, the Company had issued non-voting common units, common units, Series A and C Preferred Units, all of which were classified in mezzanine equity. As a result of the Corporate Reorganization, all of the outstanding non-voting common units and Series A Preferred Units of DFH LLC converted into 21,255,329 shares of the Company's Class A common stock and all of the outstanding common units of DFH LLC converted into 60,226,153 shares of the Company's Class B common stock. On January 27, 2021 August 31, 2023, shortly after the Corporate Reorganization, the Company redeemed all of the its previously 7,143 outstanding Series C Preferred Units for \$26.0 million, including accrued unpaid B preferred distributions units. Following the Corporate Reorganization, the The Company owns all of the voting membership interest of DFH LLC. The Board of Directors of the Company (the "Board of Directors") has the authority made an aggregate cash payment to issue one or more series of preferred stock, par value \$0.01 per share, without stockholder approval.

### Series B Preferred Units of DFH LLC

As of December 31, 2022 and 2021, the Company had 7,143 and 7,143, respectively, of Series B Preferred Units ("Series B Preferred Units") issued and outstanding with a carrying value of \$7.9 million and \$7.1 million, respectively, which includes cumulative undeclared and unpaid distributions. In the event of a liquidation, dissolution or winding up of DFH LLC, the Series B Preferred Units have a liquidation preference of \$1,000 per unit and are senior to common units. The Series B Preferred Units have an 8% annual cumulative preferred distribution on the liquidation preference that is payable if and when distributions are declared. The Series B Preferred units do not participate in discretionary distributions. As of December 31, 2022 and 2021, these units have an aggregate unpaid amount of cumulative preferred distributions of \$3.7 million and \$2.9 million, respectively, which is \$516.56 and \$401.07, respectively, per unit.

The Series B Preferred Units shall automatically be deemed to be cancelled when a holder of a Series B Preferred Unit receives aggregate distributions from DFH LLC on a Series B Preferred Unit equal to the sum of (i) \$1,000 per unit and (ii) the unreturned capital contributions per unit plus an 8% per annum cumulative preferred return (the "Series B Distribution Amount"). In the event of a liquidation or dissolution of DFH LLC, the holders of Series B Preferred Units shall have preference over \$11.1 million, which included \$7.1 million in principal plus cumulative undistributed earnings, less a negotiated discount on that date. Following the Company's membership interest in DFH LLC. Further, in the event of (i) a sale of substantially all of DFH LLC's assets or (ii) a merger or reorganization resulting in the members of DFH LLC immediately prior to such transaction redemption, no longer beneficially owning at least 50% of the voting power of DFH LLC, the holders of the Series B Preferred Units may demand redemption of their Series B preferred units and remain outstanding. The difference between the carrying amount and the cash redemption was reclassified to retained earnings as it reflects a price equal to return from the Series B Distribution Amount (less prior distributions on such shares) unit holders and resulted in a one-time, non-cash increase to net income available to common stockholders of \$0.3 million utilized in the computations of basic and diluted earnings per share for the year ended December 31, 2023. The Series B Preferred Units are not convertible into

### Share Buyback Program

In June 2023, the Company's Board of Directors (the "Board") approved a share buyback program under which the Company can repurchase up to \$25.0 million of its Class A common stock, stock through June 30, 2026 in open market purchases, privately negotiated transactions, or otherwise in compliance with Rule 10b-18 under the Securities Exchange Act of 1934, as amended.

The actual timing, number and value of shares repurchased under the share buyback program will depend on a number of factors, including constraints specified in relation to price, general business and market conditions, and alternative investment opportunities. The share buyback program does not obligate the Company to acquire any specific number of shares in any period, and may be expanded, extended, modified or discontinued at any time. As of February 29, 2024, we have not executed any repurchases under our share buyback program.

### Series A Convertible Preferred Stock of the Company

On September 29, 2021, the Company filed a Certificate of Designations with the State of Delaware establishing 150,000 shares of Series A **Convertible Preferred Stock** convertible preferred stock with an initial liquidation preference of \$1,000 per share and a par value \$0.01 per share (the "**Convertible Preferred Stock**" "**convertible preferred stock**") and sold 150,000 shares of **Convertible Preferred Stock** convertible preferred stock for an aggregate purchase price of \$150.0 million. The Company used the proceeds from the sale of the **Convertible Preferred Stock** convertible preferred stock to fund a portion of the MHI acquisition (See Note (Note 27, Contingent Consideration)). Pursuant to the Certificate of Designations, the **Convertible Preferred Stock** convertible preferred stock ranks senior to the Company's Class A and B common stock with respect to dividends and distributions on liquidation, winding-up and dissolution. Upon a liquidation, dissolution or winding up of the Company, each share of **Convertible Preferred Stock** convertible preferred stock will be entitled to receive the initial liquidation preference of \$1,000 per share, subject to adjustment, plus all accrued and unpaid dividends thereon. In addition, the **Convertible Preferred Stock** convertible preferred stock has the following terms:

- Cumulative Dividends: The **Convertible Preferred Stock** convertible preferred stock accumulates cumulative dividends at a rate per annum equal to 9% payable quarterly in arrears.
- Duration: The **Convertible Preferred Stock** convertible preferred stock is perpetual with call and conversion rights. The **Convertible Preferred Stock** convertible preferred stock is not convertible by the Purchasers in the first five years following issuance, with the exception of the acceleration of the Conversion Right (as defined below) upon breach of the protective covenants (described below). The Company can call the outstanding **Convertible Preferred Stock** convertible preferred stock at any time for one-hundred and two percent (102%) of its liquidation preference during the fourth year following its issuance and for one-hundred and one percent (101%) of its liquidation preference during the fifth year following its issuance, plus accrued but unpaid dividends, if any. Subsequent to the fifth anniversary of its issuance, a Purchaser can convert the **Convertible Preferred Stock** convertible preferred stock into Class A common stock of the Company (the "Conversion Right"). The conversion price will be based on the average of the trailing 90 days' closing price of Class A common stock of the Company, less 20% of the average and subject to a floor conversion price of \$4.00 (the "Conversion Discount").
- Protective Covenants: The protective covenants of the **Convertible Preferred Stock** convertible preferred stock require the Company to maintain compliance with all covenants related to (i) the Credit Agreement, as may be further amended from time to time; provided that any amendment, restatement, modification or waiver of the Credit Agreement that would adversely and materially affect the rights of the Purchasers will require the written consent of holders of a majority of the then-outstanding shares of **Convertible Preferred Stock** convertible preferred stock; and (ii) any agreement between the Company and any Purchaser (the covenants referred to in clauses (i) and (ii), collectively, the "Protective Covenants"). Non-compliance beyond any applicable cure period only with the Protective Covenants related to the Credit Agreement will accelerate the Conversion Right, and in the event of such acceleration that occurs before the fifth anniversary following the issuance of the **Convertible Preferred Stock** convertible preferred stock, the "**Conversion Discount**" Conversion Discount shall be increased from 20% to 25%.
- Voting Rights: Except as may be expressly required by Delaware law, the shares of **Convertible Preferred Stock** convertible preferred stock have no voting rights.
- Redemption in a Change of Control: The **Convertible Preferred Stock** convertible preferred stock will be redeemed, contingent upon and concurrently with the consummation of a change of control of the Company. Shares of **Convertible Preferred Stock** convertible preferred stock will be redeemed in a change of control of the Company at a price, in cash, equal to the liquidation preference, subject to adjustment, plus all accumulated and unpaid dividends, plus, if the change of control occurs before the fourth anniversary of the date of issuance of the **Convertible Preferred Stock** convertible preferred stock, a premium equal to the dividends that would have accumulated on such share of **Convertible Preferred Stock** convertible preferred stock from and after the change of control redemption date and through the fourth anniversary of the issuance of the **Convertible Preferred Stock** convertible preferred stock.

Pursuant to the terms of the Certificate of Designations, unless and until approval of the Company's stockholders is obtained, no shares of Class A common stock will be issued or delivered upon conversion of any **Convertible Preferred Stock** convertible preferred stock to the extent that such issuance would (i) result in the holder beneficially owning in excess of 19.99% of the outstanding Class A common stock as of the date of the Certificate of Designations or (ii) exceed 19.99% of the outstanding shares of Class A and Class B common stock combined as of the date of the Certificate of Designations.

In addition, in connection with the sale of the **Convertible Preferred Stock** convertible preferred stock, on September 29, 2021, the Company and the Purchasers entered into a Registration Rights Agreement (the "Registration Rights Agreement") pursuant to which, among other things, the Company granted the Purchasers certain registration rights. Under the Registration Rights Agreement, the Company is required to register the **Convertible Preferred Stock** convertible preferred stock owned by the Purchasers and the shares of Class A common stock issuable upon conversion of such shares equal to 19.99% of the outstanding shares of Class A common stock for resale, which registration statement was filed and declared effective during March 2022.

### 13. **Equity-Based Stock-Based Compensation**

The Company is authorized to grant up to an aggregate of 9.1 million of **stock-based awards** **Class A common stock** under the 2021 Equity Incentive Plan (the "2021 Plan"), which is administered by the Compensation Committee of the Board of Directors. The Company grants restricted stock to certain executives, directors and members of management, primarily as incentive awards. These stock grants typically vest over a period of three to five years of continuous service, commencing on the date of the grant and vesting ratably, in approximately one-third or one-fifth increments, at the end of each year of the term. The fair value of these grants is derived by using the closing stock price on the

date of the grant. Expense, net of forfeitures related to equity-based stock-based compensation under the 2021 Plan was \$6.8 million\$14.1 million, \$6.8 million and \$5.2 million for the year years ended December 31, 2022 December 31, 2023, 2022 and 2021, respectively.

As of December 31, 2022 December 31, 2023 and 2021, 2022, the total unrecognized stock-based compensation expense under the 2021 Plan was \$11.3 million\$20.3 million and \$16.7 million \$11.3 million, respectively. The unrecognized stock-based compensation expense will be recognized over a weighted-average period of two years.

The Company's restricted stock awards units as of December 31, 2022 December 31, 2023 and changes during the year then ended are presented below (in thousands, except share amounts):

	Shares	Weighted Average Grant Date Fair Value		Shares	Weighted Average Grant Date Fair Value
Outstanding - December 31, 2021	721,598	\$ 16,690			
Balance as of December 31, 2022					
Granted	Granted 486,264	8,301			
Forfeited	Forfeited (76,752)	(1,361)			
Vested	Vested (238,554)	(5,518)			
Outstanding - December 31, 2022	892,556	\$ 18,112			
Balance as of December 31, 2023					

#### 14. Earnings per Per Share

The following weighted-average shares and share equivalents were used to calculate basic and diluted earnings per share ("EPS") for the years ended December 31, 2022 December 31, 2023, 2022 and 2021 (in thousands, except share amounts):

		For the Years Ended December 31,				
		2022	2021			
	Year Ended December 31,	Year Ended December 31,				
	2023	2023	2022			2021
Numerator	Numerator					
Net and comprehensive income attributable to Dream Finders Homes, Inc.	Net and comprehensive income attributable to Dream Finders Homes, Inc.	\$ 262,313	\$ 121,133			
Less: Preferred dividends <sup>(1)</sup>		(14,513)	(4,845)			
Add: Loss prior to reorganization attributable to DFH LLC members <sup>(2)</sup>		—	1,244			

Net and comprehensive income available to common stockholders		\$	247,800	\$	117,532
Net and comprehensive income attributable to Dream Finders Homes, Inc.					
Net and comprehensive income attributable to Dream Finders Homes, Inc.					
Less: Preferred dividends, net <sup>(1)</sup>					
Add: Loss prior to reorganization attributable to DFH LLC members					
Net and comprehensive income available to common stockholders <sup>(2)</sup>					
Denominator	Denominator				
Weighted-average number of common shares outstanding - basic	Weighted-average number of common shares outstanding - basic		92,745,781		92,521,482
Add: Common stock equivalent shares			13,945,467		2,792,111
Weighted-average number of common shares outstanding - basic					
Weighted-average number of common shares outstanding - basic					
Add: Common stock equivalent shares <sup>(3)</sup>					
Weighted-average number of shares outstanding - diluted	Weighted-average number of shares outstanding - diluted		106,691,248		95,313,593

- (1) Includes a one-time increase of \$0.3 million to the numerator of the computations of basic and diluted EPS for the year ended December 31, 2023 for the excess of the carrying amount over the redemption amount of the Series B preferred units. Refer to Note 12, Mezzanine and Stockholders' Equity.
- (2) For the diluted earnings per share EPS calculation, \$13.2 million, \$13.7 million and \$3.5 million \$3.5 million in preferred dividends associated with convertible preferred stock that are assumed to be converted have been added back to the numerator for the year years ended December 31, 2023, 2022 and 2021, respectively. The remaining amounts of preferred dividends that are not added back to the numerator are associated with paid-in-kind dividends for preferred mezzanine equity which is not convertible into the Company's common stock.
- (2) (3) The Company calculated EPS for the year ended December 31, 2021 prospectively for the period subsequent to the Company's IPO and Corporate Reorganization, based on net income attributable to common stockholders for the period January 21, 2021 through December 31, 2021 over the weighted average shares outstanding for the same period. Therefore, the net income per share for DFH, Inc. is not shown for the fiscal year ended December 31, 2020.



Basic earnings per share is calculated by dividing net income available to common stockholders for the period by the weighted-average number of shares of Class A common stock and Class B common stock outstanding for the period, which participate equally in their ratable ownership of the Company.

Diluted shares were calculated by using the treasury stock method for restricted stock grants and the if-converted method for the convertible preferred stock. Diluted earnings per share gives effect to shares of potentially dilutive restricted stock grants outstanding during the period and the convertible preferred stock and the associated preferred dividends.

Since the conversion price of the Company's Convertible Preferred Stock convertible preferred stock is based on the an average trailing 90 days' of the closing price of Class A common stock for the 90 trading days immediately preceding the end of the current period, changes in the price of the Class A common stock may significantly affect as it did in 2022, the number of additional assumed common shares outstanding under the if-converted method for diluted earnings per share, EPS, even when the number of Convertible Preferred Stock convertible preferred stock shares outstanding is unchanged. Stock-based compensation awards are excluded from the calculation of diluted EPS in the event they are antidilutive. There were no anti-dilutive 0.6 million, 0.8 million, and 0.2 million of common stock equivalent shares for excluded from the diluted earnings per share calculation during the years ended December 31, 2022 December 31, 2023, 2022 and 2021, 2021, respectively, related to unvested restricted stock that were antidilutive.

## 15. Subsequent Events

### Crescent Homes Acquisition

On February 1, 2024, the Company completed the acquisition of certain assets and assumed certain liabilities, comprising of the majority of the homebuilding business of Crescent Ventures, LLC ("Crescent Homes") through DFH subsidiaries, Dream Finders Holdings LLC, and DFH Crescent, LLC ("DFH Crescent"), a newly formed entity for purposes of consummating this transaction. This acquisition allows us to expand into the markets of Charleston and Greenville, South Carolina, and Nashville, Tennessee. The consideration given for the Crescent Homes acquisition was cash in the amount of \$185 million, subject to customary post-closing adjustments based on the closing date net asset value of the purchased assets and assumed liabilities. As part of the transaction, the former owner of Crescent Homes received a 10% non-controlling ownership in DFH Crescent and contractual rights to a portion of its future earnings according to the terms of the agreement. The Company has not yet completed its evaluation and determination of consideration paid and certain assets and liabilities acquired in accordance with ASC 805.

## ITEM 9. CHANGES IN AND DISAGREEMENTS WITH ACCOUNTANTS ON ACCOUNTING AND FINANCIAL DISCLOSURE

None.

## ITEM 9A. CONTROLS AND PROCEDURES

### Disclosure Controls and Procedures

Under the supervision and with the participation of our Chief Executive Officer ("CEO") and Chief Financial Officer ("CFO"), management evaluated the effectiveness of the design and operation of our disclosure controls and procedures (as defined in Rules 13a-15(e) and or 15d-15(e) of the Securities Exchange Act of 1934) as of December 31, 2022 December 31, 2023. Based upon on that evaluation, our the CEO and CFO have concluded that our the Company's disclosure controls and procedures as of December 31, 2023 were effective as of December 31, 2022.

### Remediation of Previously Reported Material Weaknesses

A material weakness in providing reasonable assurance that information required to be disclosed in the reports the Company files, furnishes, submits or otherwise provides the SEC under the Exchange Act is a deficiency, or a combination of deficiencies, recorded, processed, summarized and reported, within the time periods specified in internal control over financial reporting, such the SEC's rules and forms, and that there information required to be disclosed in reports filed by the Company under the Exchange Act is a reasonable possibility that a material misstatement of a company's annual or interim financial statements will not be prevented or detected on a timely basis.

As previously reported, we did not document the design or operation of an effective control environment commensurate with the financial reporting requirements of an SEC registrant. Specifically, we did not design accumulated and maintain adequate formal documentation of certain policies and procedures, controls over the segregation and duties within our financial reporting function and controls over the preparation and review of journal entries. In addition, we did not design or maintain effective control activities that contributed communicated to the following additional material weaknesses; we did not design control activities Company's management, including the CEO and CFO, in such a manner as to adequately address identified risks, evidence of performance, or operate at a sufficient level of precision that would identify material misstatements to our financial statements and we did not design and maintain effective controls over certain IT general controls for information systems that are relevant to allow timely decisions regarding the preparation of our financial statements.

Since identifying these material weaknesses, we have implemented a remediation plan and completed the design, implementation and operating effectiveness testing to address the underlying causes of each material weakness. Our efforts have included the following:

- Developed and implemented formal policies specific to corporate governance and accounting, required disclosure
- Developed and implemented formal policies for IT general controls; executed IT controls focused training; and designed and implemented controls within user access, program change management, computer operations and program development domains.

- Further augmented leadership and staff responsible for internal control over financial reporting, including adding a Vice President of Internal Audit to assess and report on the Company's processes and internal controls and a Director of SEC Reporting to address SEC reporting and technical accounting matters.
- Designed and implemented segregation of duties controls over financial reporting and review of journal entries.
- Performed a financial statement risk assessment and designed and implemented or identified existing controls designed to prevent or detect a material misstatement in our financial statements.
- Designed and implemented controls to address the entity level and financial reporting risks identified.
- Implemented a formal testing program to evaluate the design and operating effectiveness of key internal controls.

As of December 31, 2022, the remediation plan has been fully designed, implemented and tested, and we have concluded that our controls have been operating effectively for a sufficient period of time. As such, management concluded that the material weaknesses have been remediated.

#### Management's Annual Report on Internal Control over Financial Reporting

Our management is responsible for establishing and maintaining adequate internal control over financial reporting, as such term is defined in Exchange Act Rules 13a-15(f) and 15d-15(f). Under the supervision and with the participation of our management, including our Chief Executive Officer, CEO and Chief Financial Officer, CFO, we conducted an evaluation of the effectiveness of our internal control over financial reporting based on the framework in *Internal Control - Integrated Framework (2013)* issued by the Committee of Sponsoring Organizations of the Treadway Commission. Because of its inherent limitations, internal control over financial reporting may not prevent or detect misstatements.

Also, projections of any evaluation of effectiveness to future periods are subject to the risk that controls may become inadequate because of changes in conditions, or that the degree of compliance with the policies and procedures may deteriorate.

Based on our evaluation under the framework, our management concluded that our internal control over financial reporting was effective as of December 31, 2022 December 31, 2023. The effectiveness of the Company's internal control over financial reporting as of December 31, 2022 December 31, 2023 has been audited by PwC, PricewaterhouseCoopers LLC, an independent registered public accounting firm, as stated in its report that appears in this Annual Report on Form 10-K.

#### Changes in Internal Control over Financial Reporting

There was no change in our internal control over financial reporting as such term is defined in Exchange Act Rule 13a-15(f) that occurred during the quarter ended December 31, 2022 December 31, 2023 that has materially affected, or is reasonably likely to materially affect, our internal control over financial reporting.

#### ITEM 9B. OTHER INFORMATION

##### **None. Rule 10b5-1 Trading Plans and Insider Trading Policies and Procedures**

**Directors and Executive Officers.** Our directors and executive officers may purchase or sell shares of our common stock in the market from time to time, including pursuant to equity trading plans adopted in accordance with Rule 10b5-1 under the Exchange Act ("Rule 10b5-1") and in compliance with guidelines specified by the Company. In accordance with Rule 10b5-1 and the Company's insider trading policy (which is attached as Exhibit 19.1), directors, officers and certain employees who, at such time, are not in possession of material non-public information about the Company are permitted to enter into written plans that pre-establish amounts, prices and dates (or formula for determining the amounts, prices and dates) of future purchases or sales of the Company's stock, including shares acquired pursuant to the Company's equity plans ("Rule 10b5-1 Trading Plans"). Under a Rule 10b5-1 Trading Plan, a broker executes trades pursuant to parameters established by the director or executive officer when entering into the plan, without further direction from them.

None of the Company's directors or officers adopted or terminated a Rule 10b5-1 trading arrangement or a non-Rule 10b5-1 trading arrangement during the three months ended December 31, 2023.

**The Company.** On November 11, 2023, the Company adopted a new Rule 10b5-1 Trading Plan to replace its previous Rule 10b5-1 Trading Plan, which expired on November 6, 2023. The Company entered into the new Rule 10b5-1 plan to execute repurchases of its Class A common stock under its share buyback program. Under the Company's Rule 10b5-1 Trading Plan, a broker will execute purchases pursuant to parameters and prices pre-established by the Company without further direction. The Company's Rule 10b5-1 Trading Plan has a scheduled expiration date of May 5, 2024 and includes an aggregate amount of \$25 million of Class A common stock.

#### ITEM 9C. DISCLOSURE REGARDING FOREIGN JURISDICTIONS THAT PREVENT INSPECTIONS.

Not applicable.

## PART III

### Item 10. Directors, Executive Officers and Corporate Governance

The information called for by Item 10, to the extent not set forth in "Business—Executive Officers" in Item 1, will be set forth in the definitive proxy statement relating to the 2023 annual meeting 2024 Annual Meeting of stockholders Stockholders of Dream Finders Homes, Inc. (the "2023 2024 Annual Meeting of Stockholders") pursuant to SEC Regulation 14A. Such definitive proxy statement relates to a meeting of stockholders involving the election of directors and the portions thereof called for by Item 10 are incorporated herein by reference pursuant to Instruction G to Form 10-K.

#### Code of Business Conduct and Ethics

All of our employees, officers and directors, including those responsible for financial reporting, operate under a written Code of Business Conduct and Ethics. All employees are required, upon their initial employment with the Company and annually thereafter, to affirm in writing their receipt and review of the Code of Business Conduct and Ethics and their compliance with its provisions. Additionally, the Corporate Governance Guidelines prohibit directors and executive officers from entering into any form of hedging or other monetization transaction involving shares of our common stock.

The Code of Business Conduct and Ethics was adopted in January 2021 and can be accessed under the "Investor Relations—Governance" link on our website at [www.dreamfindershomes.com](http://www.dreamfindershomes.com). We intend to satisfy any disclosure requirements pursuant to Item 5.05 of Form 8-K and the NYSE rules regarding any amendment to, or waiver from, certain provisions of the Code of Business Conduct and Ethics by posting such information on our website.

### Item 11. Executive Compensation

The information called for by Item 11 will be set forth in the definitive proxy statement relating to the 2023 2024 Annual Meeting of Stockholders pursuant to SEC Regulation 14A. Such definitive proxy statement relates to a meeting of stockholders involving the election of directors and the portions thereof called for by Item 11 are incorporated herein by reference pursuant to Instruction G to Form 10-K.

### Item 12. Security Ownership of Certain Beneficial Owners and Management and Related Stockholder Matters

The information called for by Item 12 will be set forth in the definitive proxy statement relating to the 2023 2024 Annual Meeting of Stockholders pursuant to SEC Regulation 14A. Such definitive proxy statement relates to a meeting of stockholders involving the election of directors and the portions thereof called for by Item 12 are incorporated herein by reference pursuant to Instruction G to Form 10-K.

### Item 13. Certain Relationships and Related Transactions, and Director Independence

The information called for by Item 13 will be set forth in the definitive proxy statement relating to the 2023 2024 Annual Meeting of Stockholders pursuant to SEC Regulation 14A. Such definitive proxy statement relates to a meeting of stockholders involving the election of directors and the portions thereof called for by Item 13 are incorporated herein by reference pursuant to Instruction G to Form 10-K.

### Item 14. Principal Accountant Fees and Services

The information called for by Item 14 will be set forth in the definitive proxy statement relating to the 2023 2024 Annual Meeting of Stockholders pursuant to SEC Regulation 14A. Such definitive proxy statement relates to a meeting of stockholders involving the election of directors and the portions thereof called for by Item 14 are incorporated herein by reference pursuant to Instruction G to Form 10-K.

## PART IV

### ITEM 15. EXHIBITS AND FINANCIAL STATEMENTS STATEMENT SCHEDULES

- (1) The following Consolidated Financial Statements consolidated financial statements as set forth in Item 8 of this report are filed herein.

#### Dream Finders Homes, Inc.

Report of Independent Registered Public Accounting Firm  
Consolidated Balance Sheets  
Consolidated Statements of Comprehensive Income  
Consolidated Statements of Equity  
Consolidated Statements of Cash Flows  
Notes to the Consolidated Financial Statements

- (2) Financial Statement Schedules Schedules.

All schedules are omitted because the required information is not present, in amounts sufficient to require submission of the schedule, applicable, not material, or because the required information is included in the consolidated financial statements and related notes thereto.

### (3) Exhibits.

The exhibits filed or furnished as part of this Annual Report on Form 10-K are listed in the Index to Exhibits, which Index includes the management contracts or compensatory plans or arrangements required to be filed as exhibits to this Annual Report on Form 10-K by Item 601(b)(10)(iii) of Regulation S-K and is incorporated in this Item by reference.

Exhibit No.	Description
<a href="#">2.1</a> <a href="#">2.1+</a>	Agreement and Plan of Merger, dated as of January 20, 2021, by and among Dream Finders Homes, Inc., Dream Finders Holdings LLC and DFH Merger Sub LLC (incorporated herein by reference to Exhibit 2.1 to the Current Report on Form 8-K (File No. 001-39916) of Dream Finders Homes, Inc. filed with the SEC on January 25, 2021).
<a href="#">2.2+</a>	Membership Interest Purchase Agreement, dated as of January 29, 2020, by and between Dream Finders Holdings LLC and H&H Constructors, Inc. (incorporated herein by reference to Exhibit 2.1 to the Registration Statement on Form S-1 (File No. 333-251612) of Dream Finders Homes, Inc. filed with the SEC on December 22, 2020).
<a href="#">2.3</a> <a href="#">2.2</a>	First Amendment to Membership Interest Purchase Agreement, dated as of March 17, 2020, by and between Dream Finders Holdings LLC and H&H Constructors, Inc. (incorporated herein by reference to Exhibit 2.2 to the Registration Statement on Form S-1 (File No. 333-251612) of Dream Finders Homes, Inc. filed with the SEC on December 22, 2020).
<a href="#">2.4</a> <a href="#">2.3</a>	Second Amendment to Membership Interest Purchase Agreement, dated as of April 30, 2020, by and between Dream Finders Holdings LLC and H&H Constructors, Inc. (incorporated herein by reference to Exhibit 2.3 to the Registration Statement on Form S-1 (File No. 333-251612) of Dream Finders Homes, Inc. filed with the SEC on December 22, 2020).
<a href="#">2.5</a> <a href="#">2.4</a>	Third Amendment to Membership Interest Purchase Agreement, dated as of June 30, 2020, by and between Dream Finders Holdings LLC and H&H Constructors, Inc. (incorporated herein by reference to Exhibit 2.4 to the Registration Statement on Form S-1 (File No. 333-251612) of Dream Finders Homes, Inc. filed with the SEC on December 22, 2020).
<a href="#">2.6</a> <a href="#">2.5</a>	Fourth Amendment to Membership Interest Purchase Agreement, dated as of August 18, 2020, by and between Dream Finders Holdings LLC and H&H Constructors, Inc. (incorporated herein by reference to Exhibit 2.5 to the Registration Statement on Form S-1 (File No. 333-251612) of Dream Finders Homes, Inc. filed with the SEC on December 22, 2020).
<a href="#">2.7</a> <a href="#">2.6</a>	Fifth Amendment to Membership Interest Purchase Agreement, dated as of August 31, 2020, by and between Dream Finders Holdings LLC and H&H Constructors, Inc. (incorporated herein by reference to Exhibit 2.6 to the Registration Statement on Form S-1 (File No. 333-251612) of Dream Finders Homes, Inc. filed with the SEC on December 22, 2020).
<a href="#">2.8</a> <a href="#">2.7</a>	Sixth Amendment to Membership Interest Purchase Agreement, dated as of September 18, 2020, by and between Dream Finders Holdings LLC and H&H Constructors, Inc. (incorporated herein by reference to Exhibit 2.7 to the Registration Statement on Form S-1 (File No. 333-251612) of Dream Finders Homes, Inc. filed with the SEC on December 22, 2020).
<a href="#">2.9</a> <a href="#">2.8</a>	Seventh Amendment to Membership Interest Purchase Agreement, dated as of September 22, 2020, by and between Dream Finders Holdings LLC and H&H Constructors, Inc. (incorporated herein by reference to Exhibit 2.8 to the Registration Statement on Form S-1 (File No. 333-251612) of Dream Finders Homes, Inc. filed with the SEC on December 22, 2020).

<a href="#">2.10</a> <a href="#">2.9</a>	Eighth Amendment to Membership Interest Purchase Agreement, dated as of October 2, 2020, by and between Dream Finders Holdings LLC and H&H Constructors, Inc. (incorporated herein by reference to Exhibit 2.9 to the Registration Statement on Form S-1 (File No. 333-251612) of Dream Finders Homes, Inc. filed with the SEC on December 22, 2020).
<a href="#">2.11</a> <a href="#">2.10</a> +	Membership Interest Purchase Agreement, effective as of January 31, 2021, by and between Dream Finders Holdings LLC and Four Seventeen, LLC (incorporated herein by reference to Exhibit 2.11 to the Form 10-K of Dream Finders Homes, Inc. filed with the SEC on March 30, 2021).
<a href="#">2.12</a> <a href="#">2.11</a> +	Purchase and Sale Agreement, dated as of June 17, 2021, among Dream Finders Holdings LLC, MHI Partnership, Ltd., MHI Models, Ltd., McGuyer Homebuilders, Inc., FMR IP, LLC, HomeCo Purchasing Company, Ltd., 2019 Sonoma, LLC, Frank B. McGuyer and McGuyer Interests, Ltd. (incorporated herein by reference to Exhibit 2.1 to the Current Report on Form 8-K (File No. 001-39916) of Dream Finders Homes, Inc. filed with the SEC on September 13, 2021).
<a href="#">2.13</a> <a href="#">2.12</a> +	First Amendment to Purchase and Sale Agreement, dated as of August 31, 2021, among Dream Finders Holdings LLC, MHI Partnership, Ltd., MHI Models, Ltd., McGuyer Homebuilders, Inc., FMR IP, LLC, HomeCo Purchasing Company, Ltd., 2019 Sonoma, LLC, Frank B. McGuyer and McGuyer Interests, Ltd. (incorporated herein by reference to Exhibit 2.2 to the Current Report on Form 8-K (File No. 001-39916) of Dream Finders Homes, Inc. filed with the SEC on September 13, 2021).
<a href="#">2.14</a> <a href="#">2.13</a> +	Second Amendment to Purchase and Sale Agreement, dated as of September 7, 2021, among Dream Finders Holdings LLC, DFH Coventry, LLC, MHI Partnership, Ltd., MHI Models, Ltd., McGuyer Homebuilders, Inc., FMR IP, LLC, HomeCo Purchasing Company, Ltd., 2019 Sonoma, LLC, Frank B. McGuyer and McGuyer Interests, Ltd. (incorporated herein by reference to Exhibit 2.3 to the Current Report on Form 8-K (File No. 001-39916) of Dream Finders Homes, Inc. filed with the SEC on September 13, 2021).
<a href="#">3.1</a>	Amended and Restated Certificate of Incorporation of Dream Finders Homes, Inc. (incorporated herein by reference to Exhibit 3.1 to the Current Report on Form 8-K (File No. 001-39916) of Dream Finders Homes, Inc. filed with the SEC on January 25, 2021).
<a href="#">3.2</a>	Amended and Restated Bylaws of Dream Finders Homes, Inc. (incorporated herein by reference to Exhibit 3.2 to the Current Report on Form 8-K (File No. 001-39916) of Dream Finders Homes, Inc. filed with the SEC on January 25, 2021).
<a href="#">3.3</a>	Certificate of Designations of Dream Finders Homes, Inc., dated September 29, 2021 (incorporated herein by reference to Exhibit 3.1 to the Current Report on Form 8-K (File No. 001-39916) of Dream Finders Homes, Inc. filed with the SEC on October 5, 2021).
<a href="#">4.1</a>	Description of Securities Registered Pursuant to Section 12 of the Securities Exchange Act of 1934 (incorporated by reference hereto Exhibit 4.1 to Form 10-K filed with the SEC on March 16, 2022).
<a href="#">4.2</a>	Registration Rights Agreement, dated January 25, 2021, by and among Dream Finders Homes, Inc. and certain stockholders party thereto (incorporated herein by reference to Exhibit 4.1 to the Current Report on Form 8-K (File No. 001-39916) of Dream Finders Homes, Inc. filed with the SEC on January 25, 2021).
<a href="#">4.3</a>	Indenture, dated as of August 22, 2023, by and among the Company, the Guarantors and U.S. Bank Trust Company, National Association, as trustee (incorporated herein by reference to Exhibit 4.1 to the Current Report on Form 8-K (File No. 001-39916) of Dream Finders Homes, Inc. filed with the SEC on August 22, 2023).
<a href="#">10.1</a> +	Amended and Restated Credit Agreement, dated as of June 2, 2022, among Dream Finders Homes, Inc., Bank of America, N.A., as administrative agent, collateral agent and issuing bank, and the lenders named therein as parties thereto (incorporated herein by reference to Exhibit 10.1 to the Current Report on Form 8-K (File No. 001-39916) of Dream Finders Homes, Inc. filed with the SEC on June 8, 2022).
<a href="#">10.1.1</a> +	Second Amendment to Amended and Restated Credit Agreement, dated as of July 19, 2023, among Dream Finders Homes, Inc., Bank of America, N.A., as administrative agent, collateral agent and issuing bank, and the lenders named therein as parties thereto (incorporated herein by reference to Exhibit 10.1 to Form 10-Q (File No. 001-39916) of Dream Finders Homes, Inc. filed with the SEC on November 2, 2023).
<a href="#">10.1.2</a> +	Third Amendment to Amended and Restated Credit Agreement, dated as of July 19, 2023, among Dream Finders Homes, Inc., Bank of America, N.A., as administrative agent, collateral agent and issuing bank, and the lenders named therein as parties thereto (incorporated herein by reference to Exhibit 10.2 to the Form 10-Q (File No. 001-39916) of Dream Finders Homes, Inc. filed with the SEC on November 2, 2023).

[10.2†](#) Dream Finders Homes, Inc. 2021 Equity Incentive Plan. (incorporated herein by reference to Exhibit 10.3 to the Current Report on Form 8-K (File No. 001-39916) of Dream Finders Homes, Inc. filed with the SEC on January 25, 2021).

[10.3†](#) Form of Restricted Stock Grant Notice and Restricted Stock Agreement under the 2021 Equity Incentive Plan (incorporated herein by reference to Exhibit 10.6 to the Registration Statement on Form S-1 (File No. 333-251612) of Dream Finders Homes, Inc. filed with the SEC on January 11, 2021).

[10.4†](#) Form of Stock Option Grant Notice and Stock Option Agreement under the 2021 Equity Incentive Plan (incorporated herein by reference to Exhibit 10.7 to the Registration Statement on

Statement on  
Form S-1 (File  
No. 333-  
251612) of  
Dream Finders  
Homes, Inc.  
filed with the  
SEC on  
January 14,  
2021).

[10.5†](#) Form of  
Director and  
Employee  
Indemnification  
Agreement  
(incorporated  
herein by  
reference to  
Exhibit 10.8 to  
the Registration  
Statement on  
Form S-1 (File  
No. 333-  
251612) of  
Dream Finders  
Homes, Inc.  
filed with the  
SEC on  
January 11,  
2021).

[10.6†](#) Amended and  
Restated  
Employment  
Agreement,  
effective as of  
January 25,  
2021 November  
1, 2023, by and  
between  
Dream Finders  
Homes, Inc.  
and Patrick  
Zalupski  
(incorporated  
herein by  
reference to  
Exhibit  
10.6 10.3 to the  
Form 10-K 10-  
Q (File No.  
001-39916) of  
Dream Finders  
Homes, Inc.  
filed with the  
SEC on March  
30,  
2021 November  
2, 2023).

[10.7†](#) Amended and  
Restated  
Employment  
Agreement



Agreement,  
effective as of  
November 1,  
2023, by and  
between  
Dream Finders  
Homes, Inc.  
and L. Anabel  
Fernandez  
(incorporated  
herein by  
reference to  
Exhibit  
10.1 10.3 to the  
Current Report  
on Form 8-  
K/A 10-Q (File  
No. 001-39916)  
of Dream  
Finders  
Homes, Inc.  
filed with the  
SEC on  
October 12,  
2021 November  
2, 2023).

10.8† Amended and  
Restated  
Employment  
Agreement,  
effective as of  
January 25,  
2021 November  
1, 2023, by and  
between  
Dream Finders  
Homes, Inc.  
and Douglas  
Moran  
(incorporated  
herein by  
reference to  
Exhibit  
10.8 10.3 to the  
Form 10-K 10-  
Q (File No.  
001-39916) of  
Dream Finders  
Homes, Inc.  
filed with the  
SEC on March  
30,  
2021 November  
2, 2023).

<a href="#">10.9†</a>	Form of Restricted Stock Grant Notice and Restricted Stock Agreement, by and between Dream Finders Homes, Inc. and Patrick Zalupski (incorporated herein by reference to Exhibit 10.12 to the Registration Statement on Form S-1 (File No. 333-251612) of Dream Finders Homes, Inc. filed with the SEC on January 14, 2021).
<a href="#">10.10</a> <a href="#">10.10</a>	Registration Rights Agreement, dated September 29, 2021, by and among Dream Finders Homes, Inc. and the Purchasers listed thereto (incorporated herein by reference to Exhibit 10.2 to the Current Report on Form 8-K (File No. 001-39916) of Dream Finders Homes, Inc. filed with the SEC on October 5, 2021).
<a href="#">10.11</a>	Subscription Agreement, dated September 8, 2021, by and between Dream Finders Homes, Inc. and the Purchasers listed thereto (incorporated herein by reference to Exhibit 10.2 to the Current Report on Form 8-K (File No. 001-39916) of Dream Finders Homes, Inc. filed with the SEC on September 13, 2021).
<a href="#">19.1*</a>	<a href="#">Dream Finders Homes, Inc. Insider Trading Policy</a>
<a href="#">21.1*</a>	List of Subsidiaries of Dream Finders Homes, Inc.
<a href="#">23.1*</a>	Consent of Independent Registered Public Accounting Firm
<a href="#">31.1*</a>	CEO Certification, Pursuant to Section 302 of the Sarbanes-Oxley Act of 2002
<a href="#">31.2*</a>	CFO Certification, Pursuant to Section 302 of the Sarbanes-Oxley Act of 2002
<a href="#">32.1*</a>	Certification Pursuant to 18 U.S.C. Section 1350, as adopted Pursuant to Section 906 of the Sarbanes-Oxley Act of 2002
<a href="#">32.2*</a>	Certification Pursuant to 18 U.S.C. Section 1350, as adopted Pursuant to Section 906 of the Sarbanes-Oxley Act of 2002
<a href="#">97.1*</a>	<a href="#">Dream Finders Homes, Inc. Compensation Recovery Policy</a>
101.INS	Inline XBRL Instance Document (the instance document does not appear in the Interactive Data File because its XBRL tags are embedded within the Inline XBRL document).
101.SCH	Inline XBRL Taxonomy Extension Schema Document.
101.CAL	Inline XBRL Taxonomy Extension Calculation Linkbase Document.
101.DEF	Inline XBRL Taxonomy Extension Definition Linkbase Document.
101.LAB	Inline XBRL Taxonomy Extension Label Linkbase Document.
101.PRE	Inline XBRL Taxonomy Extension Presentation Linkbase Document.
104	Cover Page Interactive Data File (formatted as inline XBRL and contained in Exhibit 101).

\* Filed or furnished herewith.

† Management contract or compensatory plan or arrangement required to be filed as an exhibit to this Form 10-K.

+ Certain schedules and similar attachments have been omitted pursuant to Item 601(a)(5) of Regulation S-K. The registrant undertakes to furnish supplemental copies of any of the omitted schedules upon request by the SEC.

#### ITEM 16. FORM 10-K SUMMARY

None.

## SIGNATURES

Pursuant to the requirements of Section 13 or 15(d) of the Securities Exchange Act of 1934, the registrant has duly caused this report to be signed on its behalf by the undersigned, thereunto duly authorized.

### Dream Finders Homes, Inc.

Date: March 2, 2023 February 29, 2024

/s/ Patrick O. Zalupski

Patrick O. Zalupski

President, Chief Executive Officer and Chairman of the Board of Directors

Pursuant to the requirements of the Securities Exchange Act of 1934, this report has been signed below by the following persons on behalf of the registrant and in the capacities and on the dates indicated.

Signature	Title	Date
/s/ Patrick O. Zalupski Patrick O. Zalupski	President, Chief Executive Officer and Chairman of the Board of Directors (Principal Executive Officer)	March 2, 2023 February 29, 2024
/s/ L. Anabel Fernandez L. Anabel Fernandez	Senior Vice President and Chief Financial Officer (Principal Financial and Accounting Officer)	March 2, 2023 February 29, 2024
/s/ W. Radford Lovett II W. Radford Lovett II	Director	March 2, 2023 February 29, 2024
/s/ Megha H. Parekh Megha H. Parekh	Director	March 2, 2023 February 29, 2024
/s/ Leonard M. Sturm Leonard M. Sturm	Director	March 2, 2023 February 29, 2024
/s/ Justin W. Udelhofen Justin W. Udelhofen	Director	March 2, 2023 February 29, 2024
/s/ William H. Walton III William H. Walton III	Director	March 2, 2023
/s/ William W. Weatherford William W. Weatherford	Director	March 2, 2023 February 29, 2024

89 90




slide1

DREAM FINDERS HOMES, INC. INSIDER TRADING POLICY1 Background and Purpose Dream Finders Homes, Inc. (the "Company") has adopted this Insider Trading Policy (this "Policy") for our directors, officers, employees and consultants with respect to the trading of the Company's securities, as well as the securities of publicly traded companies with whom we have a business relationship. Securities include Class A common stock, Class B common stock, preferred stock, stock options, stock appreciation rights, restricted stock, restricted stock units, performance-based stock units, debt securities and any other type of securities or equity interests that the Company may issue, as well as derivative securities that are not issued by the Company, such as exchange-traded put or call options or swaps relating to the Company's securities. For purposes of this Policy, "securities" and "stock" may be used interchangeably. Federal and state securities laws prohibit the purchase or sale of a company's securities by persons who are aware of material information about the company that is not generally known or available to the public. These laws also prohibit persons who are aware of such material nonpublic information from disclosing this information to others who may trade. Companies and their controlling persons are also subject to liability if they fail to take reasonable steps to prevent

insider trading by company personnel. The Company's Board of Directors has adopted this Policy to promote compliance with federal and state securities laws that prohibit certain persons who are aware of material nonpublic information about a company from: (i) trading in the securities of that company; or (ii) providing material nonpublic information to other persons who may trade on the basis of that information. It is important that you understand the breadth of activities that constitute illegal insider trading and the consequences, which can be severe. Both the U.S. Securities and Exchange Commission (the "SEC") and the Financial Industry Regulatory Authority, Inc. ("FINRA") investigate and are very effective at detecting insider trading. The SEC, together with the U.S. Attorneys, vigorously pursue insider trading violations. Cases have been successfully prosecuted against trading by employees through foreign accounts, trading by family members and friends, and trading involving only a small number of shares. This Policy is designed to prevent insider trading or allegations of insider trading, and to protect the Company's reputation for integrity and ethical conduct. This Policy serves to prevent both actual insider trading and the appearance of possible insider trading. It is your obligation to understand and comply with this Policy. Should you have any questions regarding this Policy, contact the Compliance Officer (as defined below). Administration of this Policy The General Counsel shall serve as the compliance officer for the purposes of this Policy, and in his/her absence, the Chief Executive Officer or another employee designated by the General Counsel. The Insider Trading Policy was adopted by the Board of Directors of the Company on January 20, 2021, modified by the Board of Directors as of February 21, 2021, modified by the Board of Directors on July 30, 2021 and further modified by the Board of Directors on May 31, 2023.



slide2



2 May 2023 Counsel shall be responsible for administration of this Policy (the "Compliance Officer"). All determinations and interpretations by the Compliance Officer shall be final and not subject to further review. Penalties for Noncompliance Potential penalties for insider trading violations include hefty fines and imprisonment. In addition, the Company can be fined for failing to prevent insider trading. Scope of Policy Persons Covered. This Policy applies to directors, officers, employees and consultants of the Company or its subsidiaries. The same restrictions that apply to you apply to your family members who reside with you, anyone else who lives in your household and any family members who do not live in your household but whose transactions in Company securities are directed by you or are subject to your influence or control (such as parents or children who consult with you before they trade in Company securities). This Policy also applies to any entities that you influence or control, including any corporations, partnerships or trusts (collectively referred to as "Controlled Entities"), and transactions by these Controlled Entities should be treated for the purposes of this Policy and applicable securities laws as if they were for your own account. You are responsible for making sure that the purchase or sale of any security covered by this Policy by any such person or entity complies with this Policy. Companies Covered. The prohibition on insider trading in this Policy includes trading in the securities of other firms, such as customers or suppliers of the Company and those with which the Company may be negotiating major transactions, such as an acquisition, investment or sale. Information that is not material to the Company may nevertheless be material to one of those other firms. Transactions Covered. Trading includes purchases and sales of capital stock, derivative securities such as put and call options, convertible debentures or preferred stock, debt securities (debentures, bonds and notes) and any other type of securities or equity interests that a company may issue. The trading restrictions also apply to any sale of the underlying stock or to a cashless exercise of the option through a broker, as this entails selling a portion of the underlying stock to cover the costs of exercise. 401(k) Plan. This Policy's trading restrictions do not apply to purchases of Company securities in a 401(k) plan resulting from periodic contributions of money to such 401(k) plan pursuant to payroll deduction elections. The trading restrictions do apply, however, to elections you may make under the 401(k) plan to (a) increase or decrease the percentage of your periodic contributions that will be allocated to Company securities, (b) make an intra-plan transfer of all or any portion of an existing balance into or out of Company securities, (c) borrow money against your 401(k) plan account if the loan will result in a liquidation of some or all of your Company securities balance, and (d) prepay a 401(k) plan loan if the prepayment will result in allocation of all or any portion of the loan proceeds to Company securities. Other Plans. If the Company were to establish an employee stock purchase plan, dividend reinvestment plan or other investment or savings plan in the future, then this Policy's trading restrictions would apply in a manner similar to that described above for a 401(k) plan. Planned purchases of securities through periodic payroll contributions under elections made at a time of




slide3

3 May 2023 enrollment or reinvestment of dividends pursuant to the applicable plan would not be subject to the trading restrictions, but changes in elections, voluntary additional contributions or increases in your level of participation and sales of Company securities purchased under the plan would be restricted by this Policy. Generally Prohibited Activities The Company considers it improper and inappropriate for those employed by or associated with the Company to engage in short-term or speculative transactions in the Company's securities or in other transactions in the Company's securities that may lead to inadvertent violations of the insider trading laws. Trading on Inside Information. You may not trade in the securities of the Company, directly or through family members or other persons or entities, if you are aware of material nonpublic information relating to the Company. Similarly, you may not trade in the securities of any other company if you are aware of material nonpublic information about that company which you obtained in the course of your employment with the Company. Tipping. You may not pass material nonpublic information on to others or recommend to anyone the purchase or sale of any securities when you are aware of such information. This practice, known as "tipping," also violates the securities laws and can result in the same civil and criminal penalties that apply to insider trading, even though you did not trade and did not gain any benefit from another's trading. Misappropriation. You may not disclose material nonpublic information to persons within the Company whose jobs do not require them to have that information, or outside of the Company to other persons, including, but not limited to, family, friends, business associates, investors and expert consulting firms, unless any such disclosure is made in accordance with the Company's policies regarding the protection or authorized external disclosure of information regarding the Company. Hedging. The Company's employees, officers and directors may not engage in any hedging or monetization transactions with respect to the Company's securities, including, but not limited to, through the use of financial instruments such as exchange-traded funds, prepaid variable forwards, equity swaps, puts, calls, collars, forwards and other derivative instruments, or through the establishment of a short position in the Company's securities. These transactions are speculative in nature and therefore create the appearance that the transaction is based on material nonpublic information. Short Sales. You may not engage in short sales of the Company's securities (sales of securities that are not then owned), including a "sale against the box" (a sale with delayed delivery). Publicly Traded Options. You may not engage in transactions in publicly traded options, such as puts, calls or other derivative or speculative securities, on an exchange or in any other organized market. Financial Instruments. You may not purchase or use financial instruments (including prepaid variable forward contracts, equity swaps, collars, and exchange-traded funds) that are designed to hedge or offset any decrease in the market value of the Company's securities. Standing Orders. Standing orders should be used only for a very brief period of time. A standing



slide4





4. May 2023 order placed with a broker to sell or purchase stock at a specified price leaves you with no control over the timing of the transaction. A standing order transaction executed by the broker when you are aware of material nonpublic information may result in unlawful insider trading. Margin Accounts and Pledges. Securities held in a margin account or pledged as collateral for a loan may be sold without your consent by the broker if you fail to meet a margin call or by the lender in foreclosure if you default on the loan. Because a margin or foreclosure sale may occur at a time when you are aware of material nonpublic information or otherwise are not permitted to trade in Company securities, you are strongly discouraged from holding Company securities in a margin account and from pledging Company securities as collateral for a loan. In order for a director, officer, employee or consultant to hold Company securities in a margin account or to pledge Company securities as collateral for a loan, (1)(a) the value of Company securities held in one or more margin accounts that can be borrowed against may not exceed 30% of the total value of all of the Company securities owned by the shareholder at the time such loan or loans (individually or in the aggregate) are originated, all or a portion of which may be Company securities (e.g., if an individual subject to this Policy owns \$1,000,000 of Company securities on January 3, the value of Company securities that can be borrowed against in one or more margin accounts may not exceed \$300,000 even if the value of the Company securities subsequently decreases after January 3), or (b) the value of Company securities pledged as collateral for such loan or loans (individually or in the aggregate) at the time such loan or loans are originated may not exceed 30% of the total value of all of the Company securities owned or controlled by you (e.g., if an individual subject to this Policy owns \$1,000,000 of Company securities on January 3, the value of Company securities that can be borrowed against for one or more loans secured by such Company securities on January 3 may not exceed \$300,000 even if the value of the Company securities subsequently decreases after January 3), as the case may be, and (2) the director, officer, employee or consultant must obtain pre-clearance from the Compliance Officer for such margin account or pledge. See the Pre-Clearance Procedures described below under the heading "Additional Provisions for Insiders." For the avoidance of doubt, and not by any way of limitation, an individual subject to this Policy shall not be in violation or breach of this Policy in the event such individual obtains a loan or loans originated on a certain date pursuant to, and in satisfaction of, (1)(a) or (1)(b) in the immediately preceding sentence, and subsequent to the date of such loan or loans origination, the value of Company securities held or pledged for such loan or loans decreases. Required Notices; Suspension of Company Stock Buyback. With respect to any margin account or other loan secured by a pledge of Company securities referenced in the immediately preceding section, a director, officer, employee or consultant shall provide written notice to the Board of Directors and General Counsel of the Company within two (2) business days after receipt of a written notice of default of such loan or margin call under such margin account, which written notice to the Board of Directors and General Counsel of the Company shall include reasonable detail of the substance and/or terms of the default or margin call. In addition, upon receipt of such notice, the Company shall immediately suspend the purchase or repurchase of any Company securities under any approved stock buyback plan initiated from time to time. The Company may resume such purchase or repurchase of shares under any approved stock buyback plan upon written notice and confirmation that any default has been cured or withdrawn. Definition of Material Non-Public Information Inside information has two important elements – materiality and public availability. Material Information. Information is material if there is a substantial likelihood that a reasonable



5 May 2023 investor would consider it important in deciding whether to buy, hold or sell a security. Any information that could reasonably be expected to affect the price of the security is material. Common examples of material information are: • Projections of future sales, earnings or losses or other earnings guidance. • Earnings that are inconsistent with the consensus expectations of the investment community. • Private confirmation or rejection of public rumors. • Changes in control and significant mergers, acquisitions, tender offers, joint ventures or acquisitions or dispositions of significant assets. • A change in management and other senior personnel. • Events regarding the Company's securities, including defaults on securities, calls of securities for redemption, repurchase plans, declaration of a stock split, changes in dividends, changes in the rights of security holders or the public or private offering of additional securities. • Bankruptcies, receiverships or severe financial liquidity problems. • A change in auditors or auditor notification that the Company may no longer rely on an auditor's audit report. • A cyberattack or any other cyber incident involving the Company or any of its subsidiaries. • Actual or threatened major litigation, or the resolution of such litigation. • Significant developments regarding customers, suppliers or finance sources. • Significant new products or discoveries. The above list is not exhaustive. Both positive and negative information can be material. Because trading that receives scrutiny will be evaluated after the fact with the benefit of hindsight, questions concerning the materiality of particular information should be resolved in favor of materiality, and trading should be avoided. Nonpublic Information: Nonpublic information is information that is not generally known or available to the public. One common misconception is that material information loses its nonpublic status as soon as a press release is issued disclosing the information. In fact, information is considered to be available to the public only when it has been released broadly to the marketplace (such as by a press release or an SEC filing) and the investing public has had time to absorb the information fully. As a general rule, information is considered nonpublic until the second full trading day after the information is released. For example, if the Company announces financial earnings before trading begins on a Tuesday, the first time you can buy or sell Company securities is the opening of the market on Thursday (assuming you are not aware of other material nonpublic information at that time). However, if the Company announces earnings after trading begins on that Tuesday, the first time you can buy or sell Company securities is the opening of the market on Friday. Exceptions Gift Exception. Bona fide gifts are not transactions subject to this Policy, unless the person making the gift has reason to believe at the time the gift is made that (i) the recipient intends to sell the Company's securities while the officer, employee or director is aware of material nonpublic information, or (ii) the person making the gift is subject to the trading restrictions specified below under the heading "Additional Provisions for Insiders" and, at the time the gift is made, the sales



slide6

6 May 2023 by the recipient of the Company's securities is reasonably expected to occur during a blackout period. Post-Termination Transactions This Policy continues to apply to your transactions in Company securities even after you have terminated employment or your service relationship has ended if you are aware of material nonpublic information when your employment or service relationship with the Company or its subsidiaries terminates or ends. In such case, you may not trade in the Company's securities until that information has become public or is no longer material. Unauthorized Disclosure Maintaining the confidentiality of Company information is essential for competitive, security and other business reasons, as well as to comply with securities laws. You should treat all information you learn about the Company or its business plans in connection with your employment as confidential and proprietary to the Company. Inadvertent disclosure of confidential or inside information may expose the Company and you to significant risk of investigation and litigation. The timing and nature of the Company's disclosure of material information to outsiders is subject to legal rules, the breach of which could result in substantial liability to you, the Company and its management. Accordingly, it is important that responses to inquiries about the Company by the press, investment analysts or others in the financial community be made on the Company's behalf only through authorized individuals. You should remember that the ultimate responsibility for adhering to this Policy and avoiding improper trading rests with you. If you violate this Policy, the Company may take disciplinary action against you, including dismissal for cause, whether or not your failure to comply with this Policy results in a violation of law. This includes violations made by your Controlled Entities or individuals over which you have or may be deemed to have control. Company Assistance Your compliance with this Policy is of the utmost importance both for you and for the Company. If you have any questions about this Policy or its application to any proposed transaction, contact the Compliance Officer. Policy Subject to Revision The Company may change or otherwise revise the terms of this Policy from time to time to respond to developments in law and practice. The Company will take steps to inform all affected persons of any material changes or revisions to this Policy. ADDITIONAL PROVISIONS FOR INSIDERS In addition to the rules above, directors, executive officers, and employees designated in the attached Schedule I (collectively "Insiders"), are subject to blackout and trading pre-clearance procedures. Family members who reside with any insider and other members of the Insider's household, must follow the pre-clearance procedures set out below before engaging in any transaction involving the Company's securities (including a stock plan transaction such as an option exercise, or a gift).



slide7

7 May 2023 loan, pledge or hedge, contribution to a trust or any other transfer). Family members include, any child, stepchild, parent, stepparent, spouse, sibling, mother-in-law, father-in-law, son-in-law, daughter-in-law, brother-in-law, or sister-in-law. Pre-Clearance Procedures A request for pre-clearance should be submitted to the Compliance Officer at least two trading days before the requested transaction. Clearance of a transaction is only valid for the period designated on the pre-clearance form. If the transaction does not take place within the approved trading period, clearance must be re-requested. The Compliance Officer is under no obligation to approve a trade submitted for pre-clearance, and may determine not to permit the trade. The Compliance Officer himself or herself may not trade in Company securities unless the Chief Executive Officer has approved the trade(s) in accordance with the procedures set forth in this Policy. Blackout Procedures All insiders are subject to the following blackout periods. Quarterly Blackout Periods. The Company's announcement of its quarterly and annual financial results almost always has the potential to have a material effect on the market for the Company's securities. Therefore, you may not trade in the Company's securities during the period beginning on the 10th day prior to the end of the quarter and ending after the second full trading day following the release of the Company's earnings for that quarter. Persons subject to these quarterly blackout periods include the persons currently listed on the attached Schedule I and all other persons who are informed by the Compliance Officer that they are subject to the quarterly blackout periods, Interim Earnings Guidance and Event-Specific Blackouts. The Company may on occasion issue interim earnings guidance or other potentially material information by means of a press release, SEC filing on Form 8-K or other means designed to achieve widespread dissemination of the information. You should anticipate that trading will be blacked out while the Company is in the process of assembling the information to be released and until the information has been released and fully absorbed by the market. From time to time, an event may occur that is material to the Company and is known by only a few directors or executives. So long as the event remains material and nonpublic, the persons who are aware of the event, as well as other persons covered by the quarterly earnings blackout procedures, may not trade in the Company's securities, as follows. The existence of an event-specific blackout will not be announced, other than to those who are aware of the event giving rise to the blackout. If, however, a person whose trades are subject to pre-clearance requests permission to trade in the Company's securities during an event-specific blackout, the Compliance Officer will inform the requesting person of the existence of a blackout period, without disclosing the reason for the blackout. Any person made aware of the existence of an event-specific blackout should not disclose the existence of the blackout to any other person. The failure of the Compliance Officer to designate a person as being subject to an event-specific blackout will not relieve that person of the obligation not to trade while aware of material nonpublic information. Even if a blackout period is not in effect, at no time may you trade in Company securities if you are aware of material nonpublic information about the Company.



slide8

3 May 2023 Open Trading Window. Trading is permitted during open trading windows. In general, the Company's trading window opens after the close of trading on the second full trading day following the Company's public announcement of quarterly earnings, and remains open through the 10th day prior to the end of the quarter. Hardship Exception. An Insider who has an unexpected and urgent need to sell Company securities in order to generate cash may, in appropriate circumstances, be permitted to sell Company securities even during the quarterly blackout period. Hardship exceptions may be granted only by the Compliance Officer and must be requested at least three trading days before the requested transaction. A hardship exception may be granted only if the Compliance Officer concludes that the insider is not in possession of material nonpublic information at the time of the transaction. 10b5-1 Plan Exception. Insiders who execute trades in the Company's securities pursuant to an approved 10b5-1 plan are not subject to the prohibition on trading provided that the 10b5-1 plan is set up in accordance with this Policy. A 10b5-1 plan must be entered into at a time when you are not aware of material non-public information. If you are not aware of any material non-public information at the time of adoption of such plan, subsequent trades in the Company's securities may occur pursuant to the plan. Such trades may occur regardless of whether you are aware of material non-public information at the time of the trade, unless the plan was entered into as part of a plan or scheme to evade the prohibitions on insider trading. The plan must either specify (including by formula) the amount, pricing and timing of transactions in advance or delegate discretion on those matters to an independent third party. Once the plan is adopted, you must not exercise any influence over the amount of securities to be traded, the price at which they are to be traded or the date of the trade. The Company requires that all 10b5-1 plans be approved in writing in advance by the Compliance Officer. 10b5-1 plans generally may not be adopted during a blackout period and may only be adopted at a time when the person adopting the plan is not aware of material nonpublic information. In addition, the first transactions under the 10b5-1 plan may not be made until the next open window.





EXHIBIT 21.1

LIST OF SUBSIDIARIES AS OF DECEMBER 31, 2022 2023

Company Name	State of Incorporation
ANT JV Owner LLC	Delaware
Century Homes Florida, LLC	Florida
DCE DFH JV, CHF Construction, LLC	Florida
DF Looking Glass 2A, LLC	Florida
DF Looking Glass 2B, LLC	Florida
DF Tech Purchasing, LLC	Florida
DF Title, LLC	Florida
DFC Amelia Concourse Phase III, LLC	Florida
DFC East Village, LLC	Florida
DFC Grand Landings, LLC	Florida
DFC Mandarin Estates, LLC	Florida
DFC Sterling Ranch, LLC	Florida
DFC Wilford, LLC	Florida
DFH Amelia, LLC	Florida
DFH Blue Ridge, LLC	Florida
DFH Capitol Division, LLC	Delaware
DFH Capitol, LLC	Florida
DFH Clover, LLC	Florida
DFH Colorado Realty, LLC	Colorado
DFH Corona, LLC	Florida
DFH Coventry, LLC	Florida
DFH Goose Creek, LLC	Florida
DFH Greyhawk, LLC	Florida
DFH Homeco GP, LLC	Florida
DFH Johns Landing, LLC	Florida
DFH Land, LLC	Florida
DFH Leyden 2, LLC	Florida
DFH Leyden, LLC	Florida
DFH Magnolia, LLC	Florida
DFH Mandarin, LLC	Florida
DFH MOF Eagle Landing, LLC	Delaware
DFH Realty Georgia, LLC	Georgia
DFH Realty Texas, LLC	Texas Florida
DFH Savannah, LLC	Florida
DFH Sonoma TX, LLC	Florida
DFH Wildwood, LLC	Florida
DFH 2/2 Potomac Station, LLC	Florida
DFH 2/2 Waxpool Crossing, LLC	Florida
DFH-ANT, LLC	Florida
DFRC-Hamlin, LLC	Florida
DFRC, LLC	Florida
Dream Captive Insurer, LLC Inc.	North Carolina
Dream Finders Holdings, LLC	Florida
Dream Finders Homes, LLC	Florida
Dream Finders Realty, LLC	Florida
FMR IP, LLC	Texas

EXHIBIT 21.1

Company Name	State of Incorporation
FMRIP, LLC	Florida
GEOS Development Colorado, LLC	Florida
H&H Constructors of Fayetteville, LLC	North Carolina
H&H Homes Realty, LLC	North Carolina
Harmony Land Development Colorado, LLC	Florida
Hilton Head Custom Homes, LLC	South Carolina
HM-7 JV Owner, LLC	Delaware
JET HomeLoans Jet HomesLoans Ventures, LLC	Florida
Northfield TH Development Colorado, LLC	Florida
PSJ JV Owners, LLC	Delaware
Village Park Homes, LLC	South Carolina
Waxpool Crossing 22, LLC	Florida
Westminster Neighborhood Mixed Use, LLC	Florida

2

EXHIBIT 23.1

#### CONSENT OF INDEPENDENT REGISTERED PUBLIC ACCOUNTING FIRM

We hereby consent to the incorporation by reference in the Registration Statements on Form S-8 (No. 333-252525) 333-252525 and No. 333-270234 and Form S-3 (No. 333-263603) of Dream Finders Homes, Inc. of our report dated March 2, 2023 February 29, 2024 relating to the financial statements and the effectiveness of internal control over financial reporting, which appears in this Form 10-K.

/s/ PricewaterhouseCoopers LLP  
Jacksonville, Florida  
March 2, 2023 February 29, 2024

EXHIBIT 31.1

#### CEO CERTIFICATION PURSUANT TO SECTION 302 OF THE SARBANES - OXLEY ACT OF 2002

I, Patrick O. Zalupski, certify that:

- I have reviewed this Annual Report on Form 10-K of Dream Finders Homes, Inc. (the "Registrant");
- Based on my knowledge, this Annual Report does not contain any untrue statement of a material fact or omit to state a material fact necessary to make the statements made, in light of the circumstances under which such statements were made, not misleading with respect to the period covered by this Annual Report;
- Based on my knowledge, the financial statements, and other financial information included in this Annual Report, fairly present in all material respects the financial condition, results of operations and cash flows of the Registrant as of, and for, the periods presented in this report;
- The Registrant's other certifying officer and I are responsible for establishing and maintaining disclosure controls and procedures (as defined in Exchange Act Rules 13a-15(e) and 15d-15(e)) for the Registrant and have:
  - Designed such disclosure controls and procedures, or caused such disclosure controls and procedures to be designed under our supervision, to ensure that material information relating to the Registrant, including its consolidated subsidiaries, is made known to us by others within those entities, particularly during the period in which this

Annual Report is being prepared;

b. Designed such internal control over financial reporting, or caused such internal control over financial reporting to be designed under our supervision, to provide reasonable assurance regarding the reliability of financial reporting and the preparation of financial statements for external purposes in accordance with generally accepted accounting principles;

c. Evaluated the effectiveness of the Registrant's disclosure controls and procedures and presented in this Annual Report our conclusions about the effectiveness of the disclosure controls and procedures, as of the end of the period covered by this Annual Report based on such evaluation; and d. Disclosed in this report any change in the Registrant's internal control over financial reporting that occurred during the Registrant's most recent fiscal quarter (the Registrant's fourth fiscal quarter in the case of an annual report) that has materially affected, or is reasonably likely to materially affect, the Registrant's internal control over financial reporting; and

5. The Registrant's other certifying officer and I have disclosed, based on our most recent evaluation of internal control over financial reporting, to the Registrant's auditors and the audit committee of the Registrant's Board of Directors (or persons performing the equivalent functions):

a. All significant deficiencies and material weaknesses in the design or operation of internal control over financial reporting which are reasonably likely to adversely affect the Registrant's ability to record, process, summarize and report financial information; and b. Any fraud, whether or not material, that involves management or other employees who have a significant role in the Registrant's internal control over financial reporting.

Date: ~~March 2, 2023~~ February 29, 2024

By: /s/ Patrick O. Zalupski

Patrick O. Zalupski

President, Chief Executive Officer and Chairman of the Board of Directors

EXHIBIT 31.2

**CFO CERTIFICATION  
PURSUANT TO SECTION 302 OF THE  
SARBANES - OXLEY ACT OF 2002**

I, L. Anabel Fernandez, certify that:

1. I have reviewed this Annual Report on Form 10-K of Dream Finders Homes, Inc. (the "Registrant");

2. Based on my knowledge, this Annual Report does not contain any untrue statement of a material fact or omit to state a material fact necessary to make the statements made, in light of the circumstances under which such statements were made, not misleading with respect to the period covered by this Annual Report;

3. Based on my knowledge, the financial statements, and other financial information included in this Annual Report, fairly present in all material respects the financial condition, results of operations and cash flows of the Registrant as of, and for, the periods presented in this report;

4. The Registrant's other certifying officer and I are responsible for establishing and maintaining disclosure controls and procedures (as defined in Exchange Act Rules 13a-15(e) and 15d-15(e)) for the Registrant and have:

a. Designed such disclosure controls and procedures, or caused such disclosure controls and procedures to be designed under our supervision, to ensure that material information relating to the Registrant, including its consolidated subsidiaries, is made known to us by others within those entities, particularly during the period in which this Annual Report is being prepared;

b. Designed such internal control over financial reporting, or caused such internal control over financial reporting to be designed under our supervision, to provide reasonable assurance regarding the reliability of financial reporting and the preparation of financial statements for external purposes in accordance with generally accepted accounting principles;

c. Evaluated the effectiveness of the Registrant's disclosure controls and procedures and presented in this Annual Report our conclusions about the effectiveness of the disclosure controls and procedures, as of the end of the period covered by this Annual Report based on such evaluation; and d. Disclosed in this report any change in the Registrant's internal control over financial reporting that occurred during the Registrant's most recent fiscal quarter (the Registrant's fourth fiscal quarter in the case of an annual report) that has materially affected, or is reasonably likely to materially affect, the Registrant's internal control over financial reporting; and

5. The Registrant's other certifying officer and I have disclosed, based on our most recent evaluation of internal control over financial reporting, to the Registrant's auditors and the audit committee of the Registrant's Board of Directors (or persons performing the equivalent functions):

a. All significant deficiencies and material weaknesses in the design or operation of internal control over financial reporting which are reasonably likely to adversely affect the Registrant's ability to record, process, summarize and report financial information; and b. Any fraud, whether or not material, that involves management or other employees who have a significant role in the Registrant's internal control over financial reporting.

Date: March 2, 2023 February 29, 2024

By: /s/ L. Anabel Fernandez  
L. Anabel Fernandez  
Senior Vice President and Chief Financial Officer

EXHIBIT 32.1

CERTIFICATION PURSUANT TO  
18 U.S.C. SECTION 1350,  
AS ADOPTED PURSUANT TO  
SECTION 906 OF THE SARBANES-OXLEY ACT OF 2002

In connection with the Annual Report of Dream Finders Homes, Inc. (the "Company") on Form 10-K for the fiscal year ended December 31, 2022 December 31, 2023 as filed with the Securities and Exchange Commission on the date hereof (the "Report"), I, Patrick O. Zalupski, President and Chief Executive Officer of the Company, certify, pursuant to 18 U.S.C. Section 1350, as adopted pursuant to Section 906 of the Sarbanes-Oxley Act of 2002, that to the best of my knowledge:

- 1. The Report fully complies with the requirements of Section 13(a) or 15(d) of the Securities Exchange Act of 1934 (15 U.S.C. 78m or 78o(d)); and
- 2. The information contained in the Report fairly presents, in all material respects, the financial condition and results of operations of the Company.

March 2, 2023 February 29, 2024 /s/ Patrick O. Zalupski  
Patrick O. Zalupski  
President, Chief Executive Officer and Chairman of the Board of Directors

R> .75pt;position:relative;width:100%">

EXHIBIT 32.2

CERTIFICATION PURSUANT TO  
18 U.S.C. SECTION 1350,  
AS ADOPTED PURSUANT TO  
SECTION 906 OF THE SARBANES-OXLEY ACT OF 2002

In connection with the Annual Report of Dream Finders Homes, Inc. (the "Company") on Form 10-K for the fiscal year ended December 31, 2022 December 31, 2023 as filed with the Securities and Exchange Commission on the date hereof (the "Report"), I, L. Anabel Fernandez, Senior Vice President and Chief Financial Officer of the Company, certify, pursuant to 18 U.S.C. Section 1350, as adopted pursuant to Section 906 of the Sarbanes-Oxley Act of 2002, that to the best of my knowledge:

- 1. The Report fully complies with the requirements of Section 13(a) or 15(d) of the Securities Exchange Act of 1934 (15 U.S.C. 78m or 78o(d)); and
- 2. The information contained in the Report fairly presents, in all material respects, the financial condition and results of operations of the Company.

March 2, 2023 February 29, 2024 /s/ L. Anabel Fernandez  
L. Anabel Fernandez  
Senior Vice President and Chief Financial Officer

/body>R> .75pt;position:relative;width:100%">




Dream Finders Homes, Inc. Compensation Recovery Policy Effective August 1, 2023 1. Purpose. The purpose of this Compensation Recovery Policy (this "Policy") is to describe the circumstances under which Dream Finders Homes, Inc. (the "Company") is required to recover certain compensation paid to certain employees. Any references in compensation plans, agreements, equity awards or other policies to the Company's "recoupment," "clawback" or similarly named policy shall mean this Policy. 2. Requirement to Recover Compensation. In the event that the Company is required to prepare an Accounting Restatement, the Company shall recover reasonably promptly the amount of Erroneously Awarded Compensation. 3. Definitions. For purposes of this Policy, the following terms, when capitalized, shall have the meanings set forth below: (a) "Accounting Restatement" shall mean any accounting restatement required due to the Company's material noncompliance with any financial reporting requirement under the securities law, including any required accounting restatement to correct an error in previously issued financial statements that is material to the previously issued financial statements, or that would result in a material misstatement if the error were corrected in the current period or left uncorrected in the current period. (b) "Covered Officer" shall mean the Company's president, principal financial officer, principal accounting officer (or if there is no such accounting officer, the controller), any vice-president of the Company in charge of a principal business unit, division, or function (such as sales, administration, or finance), any other officer who performs a significant policy-making function, or any other person who performs similar significant policy-making functions for the Company. Executive officers of the Company's parent(s) or subsidiaries, if any, shall be deemed "Covered Officers" if they perform such policy-making functions for the Company. Identification of an executive officer for purposes of this Policy shall include at a minimum executive officers identified pursuant to Item 401(b) of Regulation S-K. (c) "Effective Date" shall mean the date of adoption of Section 303A.14 of the NYSE Listed Company Manual. (d) "Erroneously Awarded Compensation" shall mean the excess of (i) the amount of Incentive-Based Compensation Received by a person (A) after beginning service as a Covered Officer, (B) who served as a Covered Officer at any time during the performance period for that Incentive-Based Compensation, (C) while the Company has a class of securities listed on a national securities exchange or a



slide2






national securities association and (D) during the Recovery Period; over (i) the Recalculated Compensation. (e) "Incentive-Based Compensation" shall mean any compensation that is granted, earned, or vested based wholly or in part upon the attainment of a financial reporting measure. A financial reporting measure is a measure that is determined and presented in accordance with the accounting principles used in preparing the Company's financial statements, and any measures that are derived wholly or in part from such measures, regardless of whether such measure is presented within the financial statements or included in a filing with the Securities and Exchange Commission. Each of stock price and total shareholder return is always considered a financial reporting measure. For the avoidance of doubt, incentive-based compensation subject to this Policy does not include stock options, restricted stock, restricted stock units or similar equity-based awards for which the grant is not contingent upon achieving any financial reporting measure performance goal and vesting is contingent solely upon completion of a specified employment period or attaining one or more non-financial reporting measures. (f) "Recalculated Compensation" shall mean the amount of Incentive-Based Compensation that otherwise would have been Received had it been determined based on the restated amounts in the Accounting Restatement, computed without regard to any taxes paid. For Incentive-Based Compensation based on stock price or total shareholder return, where the amount of the Erroneously Awarded Compensation is not subject to mathematical recalculation directly from the information in an Accounting Restatement, the amount of the Recalculated Compensation must be based on a reasonable estimate of the effect of the Accounting Restatement on the stock price or total shareholder return, as the case may be, upon which the compensation was Received. The Company must maintain documentation of the determination of that reasonable estimate and provide such documentation to the national securities exchange or association on which its securities are listed. (g) Incentive-Based Compensation is deemed "Received" in the Company's fiscal period during which the financial reporting measure specified in the award of such Incentive-Based Compensation is attained, even if the payment or grant of the Incentive-Based Compensation occurs after the end of that period. (h) "Recovery Period" shall mean the three completed fiscal years of the Company immediately preceding the date the Company is required to prepare an Accounting Restatement; provided that the Recovery Period shall not begin before the Effective Date. For purposes of determining the Recovery Period, the Company is considered to be "required to prepare an Accounting Restatement" on the earlier to occur of: (i) the date the Company's Board of Directors, a committee thereof, or the Company's officer or officers authorized to take such action if Board action is not required, concludes, or reasonably should have concluded, that the Company is required to prepare an Accounting Restatement, or (ii) the date a court, regulator,



slide3





or other legally authorized body directs the Company to prepare an Accounting Restatement. If the Company changes its fiscal year, then the transition period within or immediately following such three completed fiscal years also shall be included in the Recovery Period, provided that if the transition period between the last day of the Company's prior fiscal year end and the first day of its new fiscal year comprises a period of nine to 12 months, then such transition period shall instead be deemed one of the three completed fiscal years and shall not extend the length of the Recovery Period. 4. Exceptions. Notwithstanding anything to the contrary in this Policy, recovery of Erroneously Awarded Compensation will not be required to the extent the Company's committee of independent directors responsible for executive compensation decisions (or a majority of the independent directors serving on the Company's board of directors in the absence of such a committee) has made a determination that such recovery would be impracticable and one of the following conditions have been satisfied: (a) The direct expense paid to a third party to assist in enforcing this Policy would exceed the amount to be recovered; provided that, before concluding that it would be impracticable to recover any amount of Erroneously Awarded Compensation that was Incentive-Based Compensation based on the expense of enforcement, the Company must make a reasonable attempt to recover such Erroneously Awarded Compensation, document such reasonable attempt(s) to recover, and provide that documentation to the national securities exchange or association on which its securities are listed; (b) Recovery would violate home country law where, with respect to Incentive-Based Compensation, that law was adopted prior to November 28, 2022; provided that, before concluding that it would be impracticable to recover any amount of Erroneously Awarded Compensation that was Incentive-Based Compensation based on violation of home country law, the Company must obtain an opinion of home country counsel, acceptable to the national securities exchange or association on which its securities are listed, that recovery would result in such a violation, and must provide such opinion to the exchange or association; (c) Recovery would likely cause an otherwise tax-qualified retirement plan, under which benefits are broadly available to employees of the Company, to fail to meet the requirements of 26 U.S.C. 401(a)(13) or 26 U.S.C. 411(a) and regulations thereunder. 5. Manner of Recovery. In addition to any other actions permitted by law or contract, the Company may take any or all of the following actions to recover any Erroneously Awarded Compensation: (a) require the Covered Officer to repay such amount; (b) offset such amount from any other compensation owed by the Company or any of its affiliates to the Covered Officer, regardless of whether the contract or other documentation governing such other compensation specifically permits or specifically prohibits such offsets; and (c) subject to Section 5(c), to the extent the Erroneously Awarded Compensation was deferred.



slide4

into a plan of deferred compensation, whether or not qualified, forfeit such amount (as well as the earnings on such amounts) from the Covered Officer's balance in such plan, regardless of whether the plan specifically permits or specifically prohibits such forfeiture. If the Erroneously Awarded Compensation consists of shares of the Company's common stock, and the Covered Officer still owns such shares, then the Company may satisfy its recovery obligations by requiring the Covered Officer to transfer such shares back to the Company. 6. Other. (a) This Policy shall be administered and interpreted, and may be amended from time to time, by the Company's board of directors or any committee to which the board may delegate its authority in its sole discretion in compliance with the applicable listing standards of the national securities exchange or association on which the Company's securities are listed, and the determinations of the board or such committee shall be binding on all Covered Officers. (b) The Company shall not indemnify any Covered Officer against the loss of Erroneously Awarded Compensation. (c) The Company shall file all disclosures with respect to this Policy in accordance with the requirements of the Federal securities laws, including the disclosure required by the applicable Securities and Exchange Commission filings. (d) Any right to recovery under this Policy shall be in addition to, and not in lieu of, any other rights of recovery that may be available to the Company.

#### DISCLAIMER

THE INFORMATION CONTAINED IN THE REFINITIV CORPORATE DISCLOSURES DELTA REPORT™ IS A COMPARISON OF TWO FINANCIALS PERIODIC REPORTS. THERE MAY BE MATERIAL ERRORS, OMISSIONS, OR INACCURACIES IN THE REPORT INCLUDING THE TEXT AND THE COMPARISON DATA AND TABLES. IN NO WAY DOES REFINITIV OR THE APPLICABLE COMPANY ASSUME ANY RESPONSIBILITY FOR ANY INVESTMENT OR OTHER DECISIONS MADE BASED UPON THE INFORMATION PROVIDED IN THIS REPORT. USERS ARE ADVISED TO REVIEW THE APPLICABLE COMPANY'S ACTUAL SEC FILINGS BEFORE MAKING ANY INVESTMENT OR OTHER DECISIONS.

©2024, Refinitiv. All rights reserved. Patents Pending.