



UNIFI, INC.

First Quarter Fiscal 2026 Earnings Conference Call

September 28, 2025

(Unaudited results)

(Amounts and dollars in millions, unless otherwise noted)



Cautionary Statements



Forward-Looking Statements

Certain statements included herein contain "forward-looking statements" within the meaning of federal securities laws about the financial condition and results of operations of the Company that are based on management's beliefs, assumptions, and expectations about our future economic performance, considering the information currently available to management. An example of such forward-looking statements include, among others, guidance pertaining to our financial outlook. The words "believe," "may," "could," "will," "should," "would," "anticipate," "plan," "estimate," "project," "expect," "intend," "seek," "strive," and words of similar import, or the negative of such words, identify or signal the presence of forward-looking statements. These statements are not statements of historical fact, and they involve risks and uncertainties that may cause our actual results, performance, or financial condition to differ materially from the expectations of future results, performance, or financial condition that we express or imply in any forward-looking statement.

Factors that could contribute to such differences include, but are not limited to: the competitive nature of the textile industry and the impact of global competition; changes in the trade regulatory environment and governmental policies and legislation; the availability, sourcing, and pricing of raw materials; general domestic and international economic and industry conditions in markets where the Company competes, including economic and political factors over which the Company has no control; changes in consumer spending, customer preferences, fashion trends, and end-uses for UNIFI's products; the financial condition of the Company's customers; the loss of a significant customer or brand partner; natural disasters, industrial accidents, power or water shortages; extreme weather conditions, and other disruptions at one of our facilities; the disruption of operations, global demand, or financial performance as a result of catastrophic or extraordinary events, including, but not limited to, epidemics or pandemics; the success of the Company's strategic business initiatives; the volatility of financial and credit markets, including the impacts of counterparty risk (e.g., deposit concentration and recent depositor sentiment and activity); the ability to service indebtedness and fund capital expenditures and strategic business initiatives; the availability of and access to credit on reasonable terms; changes in foreign currency exchange, interest, and inflation rates; fluctuations in production costs; the ability to protect intellectual property; the strength and reputation of our brands; employee relations; the ability to attract, retain, and motivate key employees; the impact of climate change or environmental, health, and safety regulations; and the impact of tax laws, the judicial or administrative interpretations of tax laws, and/or changes in such laws or interpretations.

All such factors are difficult to predict, contain uncertainties that may materially affect actual results, and may be beyond our control. New factors emerge from time to time, and it is not possible for management to predict all such factors or to assess the impact of each such factor on the Company. Any forward-looking statement speaks only as of the date on which such statement is made, and we do not undertake any obligation to update any forward-looking statement to reflect events or circumstances after the date on which such statement is made, except as may be required by federal securities laws. The above and other risks and uncertainties are described in the Company's most recent Annual Report on Form 10-K, and additional risks or uncertainties may be described from time to time in other reports filed by the Company with the Securities and Exchange Commission pursuant to the Securities Exchange Act of 1934, as amended.

Non-GAAP Financial Measures

Certain non-GAAP financial measures are designed to complement the financial information presented in accordance with GAAP. These non-GAAP financial measures include Earnings Before Interest, Taxes, Depreciation, and Amortization ("EBITDA"), Adjusted EBITDA, Adjusted Net (Loss) Income, Adjusted EPS, Adjusted Working Capital, and Net Debt (collectively, the "non-GAAP financial measures").

The non-GAAP financial measures are not determined in accordance with GAAP and should not be considered a substitute for performance measures determined in accordance with GAAP. The calculations of the non-GAAP financial measures are subjective, based on management's belief as to which items should be included or excluded in order to provide the most reasonable and comparable view of the underlying operating performance of the business. The Company may, from time to time, modify the amounts used to determine its non-GAAP financial measures. We believe that these non-GAAP financial measures better reflect the Company's underlying operations and performance and that their use, as operating performance measures, provides investors and analysts with a measure of operating results unaffected by differences in capital structures, capital investment cycles, and ages of related assets, among otherwise comparable companies. In evaluating non-GAAP financial measures, investors should be aware that, in the future, we may incur expenses similar to the adjustments included herein. Our presentation of non-GAAP financial measures should not be construed as indicating that our future results will be unaffected by unusual or non-recurring items. Each of our non-GAAP financial measures has limitations as an analytical tool, and you should not consider it in isolation or as a substitute for analysis of our results or liquidity measures as reported under GAAP. Some of these limitations are (i) it is not adjusted for all non-cash income or expense items that are reflected in our statements of cash flows; (ii) it does not reflect the impact of earnings or charges resulting from matters we consider not indicative of our ongoing operations; (iii) it does not reflect changes in, or cash requirements for, our working capital needs; (iv) it does not reflect the cash requirements necessary to make payments on our debt; (v) it does not reflect our future requirements for capital expenditures or contractual commitments; (vi) it does not reflect limitations on or costs related to transferring earnings from our subsidiaries to us; and (vii) other companies in our industry may calculate this measure differently than we do, limiting its usefulness as a comparative measure. Because of these limitations, these non-GAAP financial measures should not be considered as a measure of discretionary cash available to us to invest in the growth of our business or as a measure of cash that will be available to us to meet our obligations, including those under our outstanding debt obligations. You should compensate for these limitations by relying primarily on our GAAP results and using these measures only as supplemental information.

Today's Speakers



Al Carey

Executive Chairman



Eddie Ingle

CEO and Director



A.J. Eaker

EVP, CFO, and Treasurer

Q1 Fiscal 2026 Overview

(compared to Q1 Fiscal 2025)



1. **Tariff uncertainty drives demand softness across global markets.**
2. **Implemented significant cost reductions to better align operating structure to current demand environment.**
3. **Despite trade uncertainty and mixed economic flows, UNIFI's flexible global model remains robust and can meet improved customer demand, which is expected in calendar 2026.**

Consolidated
Revenue

\$135.7M

(-7.9%)

Adjusted
EPS¹

(\$0.56)

(-33%)

Adjusted
EBITDA¹

(\$2.5)M

(-177%)

REPREEVE® Fiber
% of Sales

29%

(-100 bps)



Note: REPREEVE Fiber represents UNIFI's collection of fiber products on its recycled platform, with or without added technologies.

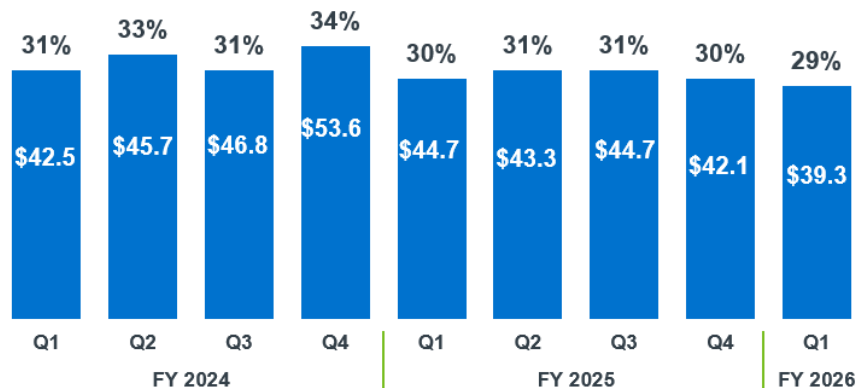
¹ Adjusted EPS and Adjusted EBITDA are non-GAAP financial measures described on Slide 2 and reconciled within the Earnings Release dated November 4, 2025.

REPREVE® Fiber Sales

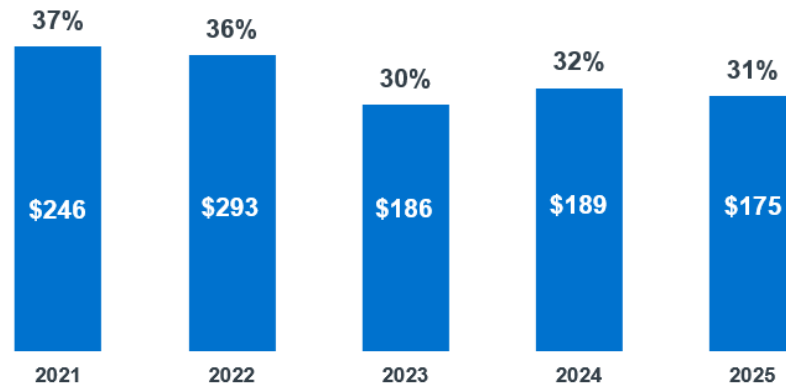
(as a % of Net Sales)



Quarterly



Annual



Note: REPREVE Fiber represents UNIFI's collection of fiber products on its recycled platform, with or without added technologies.

FY26 Q1 Product Launches



ThermaLoop™
INSULATION

Now available from
100% Textile Waste



REPREVE™
TAKEBACK™

Now available from
100% Textile Waste



A.M.Y.®
PEPPERMINT



Brand Collaborations and Recognition



ThermaLoop™
INSULATION



ThermaLoop™
INSULATION



REPREVE
OUR OCEAN™



Consolidated Highlights



	Q1 FY26	Q1 FY25	YoY Change
Net Sales	\$135.7	\$147.4	(7.9)%
Gross Profit	\$3.4	\$9.5	(64.2)%
Gross Margin	2.5%	6.4%	(390) bps

Highlights/Drivers

- Net sales were lower vs. the prior year, primarily due to weak demand in the Asia Segment and pricing pressures in the Brazil Segment.
- Gross profit was unfavorably impacted by softer sales and profitability in the Asia and Brazil Segments and demand and production volatility in the Americas Segment.

Note: Q1 FY26 ended on September 28, 2025; Q1 FY25 ended on September 29, 2024; and each contained 13 weeks.

Americas Highlights



	Q1 FY26	Q1 FY25	YoY Change
Net Sales	\$85.2	\$86.3	(1.3)%
Gross Loss	\$(1.7)	\$(1.4)	(24.2)%
Gross Margin	(2.0)%	(1.6)%	(40) bps

Highlights/Drivers

- Net sales decreased vs. prior year, primarily due to a lower priced sales mix. Gross profit decreased vs. prior year, primarily due to demand and production volatility.

Note: Q1 FY26 ended on September 28, 2025; Q1 FY25 ended on September 29, 2024; and each contained 13 weeks.

Brazil Highlights




	Q1 FY26	Q1 FY25	YoY Change
Net Sales	\$28.8	\$34.3	(16.2)%
Gross Profit	\$2.7	\$7.9	(66.5)%
Gross Margin	9.3%	23.1%	(1,380) bps

Highlights/Drivers

- Net sales and gross profit decreased vs. prior year, primarily due to pricing pressures and lower sales volumes; despite continued demand stability and growth potential.

Note: Q1 FY26 ended on September 28, 2025; Q1 FY25 ended on September 29, 2024; and each contained 13 weeks.

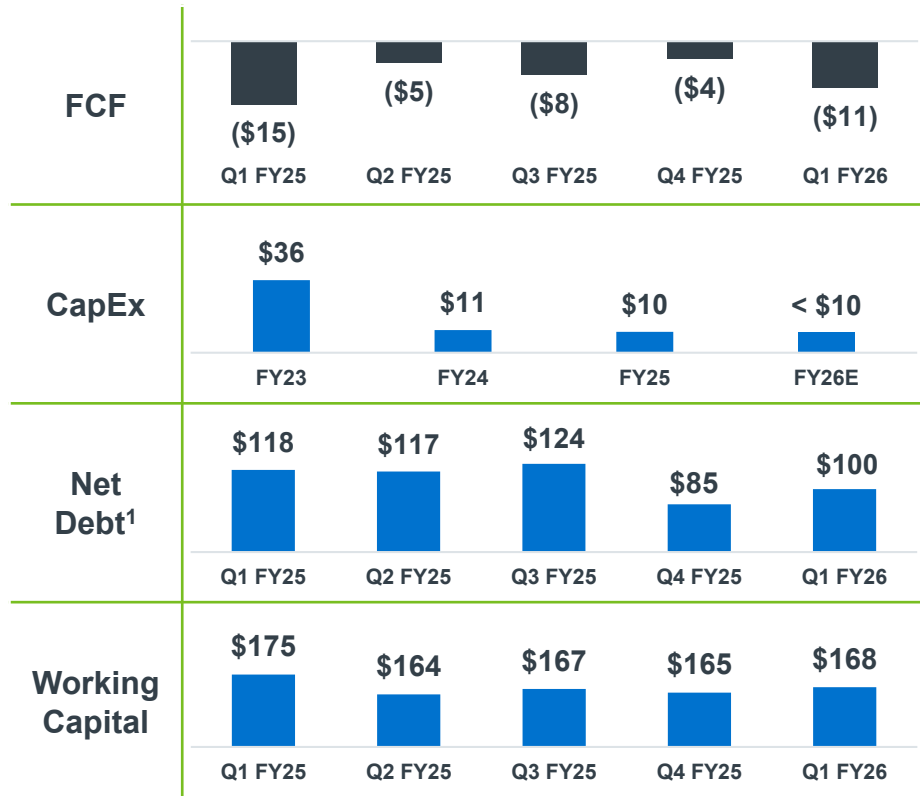


	Q1 FY26	Q1 FY25	YoY Change
Net Sales	\$21.7	\$26.8	(18.9)%
Gross Profit	\$2.4	\$2.9	(15.9)%
Gross Margin	11.2%	10.8%	40 bps

Highlights/Drivers

- Net sales and gross profit decreased vs. prior year, primarily due to lower sales volumes and pricing dynamics in the region.

Capital Structure



New cost actions and working capital reductions are expected to improve free cash flow through the remainder of fiscal 2026.



¹ Net Debt is a non-GAAP financial measure described on Slide 2 and reconciled within the Earnings Release dated November 4, 2025.



Focused on positive free cash flow generation and balance sheet strength

1. After Q1 FY26, expect to see the full benefits of cost reduction actions and improved working capital turns, providing a stronger pathway to positive operating cash flows.
2. Expect the global trade situation to become clearer, which should support revenue improvement in calendar 2026.
3. Continuing margin accretive efforts with focus on REPREEVE®, value-added products, and beyond apparel.



Continued Focus on Returning to Profitability

1. Optimizing Americas operations and footprint to improve financial profile.
2. Investing in innovation, REPREVE® platform, and Beyond Apparel products for richer product mix.
3. Prioritizing customer engagement to promote value-added portfolio.



**Contact Investor
Relations:**

UFI@alpha-ir.com