

REFINITIV

DELTA REPORT

10-K

HTF CL - HORIZON TECHNOLOGY FINANC
10-K - DECEMBER 31, 2023 COMPARED TO 10-K - DECEMBER 31, 2022

The following comparison report has been automatically generated

TOTAL DELTAS	2631
CHANGES	503
DELETIONS	1156
ADDITIONS	972

UNITED STATES SECURITIES AND EXCHANGE COMMISSION

Washington, D.C. 20549

Form 10-K

(Mark One)

☒ **ANNUAL REPORT PURSUANT TO SECTION 13 OR 15(d) OF THE SECURITIES EXCHANGE ACT OF 1934**
FOR THE FISCAL YEAR ENDED DECEMBER 31, 2022 2023

OR

☐ **TRANSITION REPORT PURSUANT TO SECTION 13 OR 15(d) OF THE SECURITIES EXCHANGE ACT OF 1934**
FOR THE TRANSITION PERIOD FROM TO

COMMISSION FILE NUMBER: 814-00802

HORIZON TECHNOLOGY FINANCE CORPORATION

(Exact name of registrant as specified in its charter)

Delaware

(State or other jurisdiction of
incorporation or organization)

312 Farmington Avenue,

Farmington, CT

(Address of principal executive offices)

27-2114934

(I.R.S. Employer
Identification No.)

06032

(Zip Code)

Registrant's telephone number, including area code (860) 676-8654

Securities registered pursuant to Section 12(b) of the Act:

Title of each class	Ticker symbol(s)	Name of each exchange on which registered
Common Stock, par value \$0.001 per share	HRZN	The Nasdaq Stock Market LLC
4.875% Notes due 2026	HTFB	The New York Stock Exchange
6.25% Notes due 2027	HTFC	The New York Stock Exchange

Securities registered pursuant to Section 12(g) of the Act:

None

Indicate by check mark if the registrant is a well-known seasoned issuer, as defined in Rule 405 of the Securities Act. Yes ☐ No ☒.Indicate by check mark if the registrant is not required to file reports pursuant to Section 13 or Section 15(d) of the Act. Yes ☐ No ☒.Indicate by check mark whether the registrant (1) has filed all reports required to be filed by Section 13 or 15(d) of the Securities Exchange Act of 1934 during the preceding 12 months (or for such shorter period that the registrant was required to file such reports), and (2) has been subject to such filing requirements for the past 90 days. Yes ☒ No ☐.Indicate by check mark whether the registrant has submitted electronically every Interactive Data File required to be submitted pursuant to Rule 405 of Regulation S-T (§ 232.405 of this chapter) during the preceding 12 months (or for such shorter period that the registrant was required to submit such files). Yes ☒ No ☐.

Indicate by check mark whether the registrant is a large accelerated filer, an accelerated filer, a non-accelerated filer, a smaller reporting company or an emerging growth company. See the definitions of "accelerated filer," "large accelerated filer," "smaller reporting company," and "emerging growth company" in Rule 12b-2 of the Exchange Act.

Large accelerated filer ☐Accelerated filer ☐Non-accelerated filer ☒Smaller Reporting Company ☐Emerging Growth Company ☐If an emerging growth company, indicate by check mark if the registrant has elected not to use the extended transition period for complying with any new or revised financial accounting standards provided pursuant to Section 13(a) of the Exchange Act. ☐

Indicate by check mark whether the registrant has filed a report on and attestation to its management's assessment of the effectiveness of its internal control over financial reporting under Section 404(b) of the Sarbanes-Oxley Act (15 U.S.C. 7262(b)) by the registered public accounting firm that prepared or issued its audit report. ☐

If securities are registered pursuant to Section 12(b) of the Act, indicate by check mark whether the financial statements of the registrant included in the filing reflect the correction of an error to previously issued financial statements. ☐

Indicate by check mark whether any of those error corrections are restatements that required a recovery analysis of incentive-based compensation received by any of the registrant's executive officers during the relevant recovery period pursuant to §240.10D-1(b). ☐

Indicate by check mark whether the registrant is a shell company (as defined in Rule 12b-2 of the Exchange Act). Yes ☐ No ☒.

The aggregate market value of common stock held by non-affiliates of the Registrant on **June 30, 2022** **June 30, 2023** based on the closing price on that date of **\$11.54** **\$12.08** on the Nasdaq Global Select Market was **\$282.3 million** **\$382.3 million**. For the purposes of calculating this amount only, all directors and executive officers of the Registrant have been treated as affiliates. There were **28,320,399** **33,397,825** shares of the Registrant's common stock outstanding as of **February 27, 2023** **February 26, 2024**.

Documents Incorporated by Reference: Portions of the Registrant's Proxy Statement relating to the Registrant's **2023** **2024** Annual Meeting of Stockholders to be filed not later than 120 days after the end of the fiscal year covered by this Annual Report on Form 10-K are incorporated by reference into Part III of this Annual Report on Form 10-K.

HORIZON TECHNOLOGY FINANCE CORPORATION

FORM 10-K

FOR THE YEAR ENDED DECEMBER 31, **2022** **2023**

TABLE OF CONTENTS

	Page
<u>PART I</u>	
Item 1. Business	4
Item 1A. Risk Factors	26
Item 1B. Unresolved Staff Comments	62 63
Item 1C. Cybersecurity	63
Item 2. Properties	62 64
Item 3. Legal Proceedings	62 64
Item 4. Mine Safety Disclosures	62 64
<u>PART II</u>	
Item 5. Market for Registrant's Common Equity, Related Stockholder Matters and Issuer Purchases of Equity Securities	63 64
Item 6. [Reserved]	67 68
Item 7. Management's Discussion and Analysis of Financial Condition and Results of Operations	68 69
Item 7A. Quantitative and Qualitative Disclosures About Market Risk	85
Item 8. Consolidated Financial Statements and Supplementary Data	86
Item 9. Changes in and Disagreements with Accountants on Accounting and Financial Disclosure	133 134
Item 9A. Controls and Procedures	133 134
Item 9B. Other Information	134 135
Item 9C. Disclosure Regarding Foreign Jurisdictions that Prevent Inspections	134 135
<u>PART III</u>	
Item 10. Directors, Executive Officers and Corporate Governance	134 135
Item 11. Executive Compensation	134 135
Item 12. Security Ownership of Certain Beneficial Owners and Management and Related Stockholder Matters	134 135
Item 13. Certain Relationships and Related Transactions, and Director Independence	134 135

[PART IV](#)

PART I

In this annual report on Form 10-K, except where the context suggests otherwise, the terms:

- “we,” “us,” “our,” “the Company” and “Horizon Technology Finance” refer to Horizon Technology Finance Corporation, a Delaware corporation, and its consolidated subsidiaries;
- The “Advisor” and the “Administrator” refer to Horizon Technology Finance Management LLC, a Delaware limited liability company;
- “Credit II” refers to Horizon Credit II LLC, a Delaware limited liability company, which is a special purpose bankruptcy remote entity and our direct subsidiary;
- “HSLFI” refers to Horizon Secured Loan Fund I, a joint venture formed with Arena Sunset SPV, LLC, or “Arena”. On April 21, 2020, the Company purchased all of the limited liability company interests of Arena in HSLFI, including, without limitation, undistributed amounts owed to Arena and interest accrued and unpaid on the debt investments of HSLFI through the date of purchase. As of April 21, 2020, HSLFI and its subsidiary are consolidated by the Company;
- “HFI” refers to Horizon Funding I, LLC, a Delaware limited liability company, which is a special purpose bankruptcy remote entity and a wholly-owned subsidiary of HSLFI, our wholly-owned subsidiary;
- “Key” refers to KeyBank National Association and “Key Facility” refers to the revolving credit facility with Key;
- “NYL Noteholders” refers to several entities owned or affiliated with New York Life Insurance Company and “NYL Facility” refers to the credit facility where the notes are issued to the NYL Noteholders;
- “Credit Facilities” refers to collectively the Key Facility and the NYL Facility;
- “2022 Notes” refers to the \$37.4 million aggregate principal amount of our 6.25% unsecured notes due 2022, which were issued by us in September and October 2017 and redeemed by us on April 24, 2021;
- “2026 Notes” refers to the \$57.5 million aggregate principal amount of our 4.875% unsecured notes due 2026, which were issued by us in March 2021;
- “2027 Notes” (collectively with the 2026 Notes, “Debt Securities”) refers to the \$57.5 million aggregate principal amount of our 6.25% unsecured notes due 2027, which were issued by us on June 15, 2022 and July 11, 2022;
- “2019-1 Securitization” refers to the \$160.0 million securitization of secured loans we completed on August 13, 2019;
- “2019 Asset-Backed Notes” refers to \$100.0 million in aggregate principal amount of fixed rate asset-backed notes that were issued in conjunction with the 2019-1 Securitization; Securitization and redeemed by us on November 22, 2023;
- The “2019-1 Trust” refers to Horizon Funding Trust 2019-1, a Delaware trust;
- “2022-1 Securitization” refers to the \$157.8 million securitization of secured loans we completed on November 9, 2022;

- "2022 Asset-Backed Notes" (collectively with the 2019 Asset-Backed Notes, the "Asset-Backed Notes") refers to \$100.00 million in aggregate principal amount of fixed rate asset-backed notes that were issued in conjunction with the 2022-1 Securitization; and
- The "2022-1 Trust" refers to Horizon Funding Trust 2022-1, a Delaware trust.

Some of the statements in this annual report on Form 10-K constitute forward-looking statements which apply to both us and our consolidated subsidiaries and relate to future events, future performance or financial condition. The forward-looking statements involve risks and uncertainties for both us and our consolidated subsidiaries and actual results could differ materially from those projected in the forward-looking statements for any reason, including those factors described in "Item 1A.—Risk Factors" and elsewhere in this annual report on Form 10-K.

Item 1. Business

General

We are a specialty finance company that lends to and invests in development-stage companies in the technology, life science, healthcare information and services and sustainability industries, which we refer to as our "Target Industries." Our investment objective is to maximize our investment portfolio's total return by generating current income from the debt investments we make and capital appreciation from the warrants we receive when making such debt investments. We are focused on making secured debt investments, which we refer to as "Venture Loans," to venture capital and private equity backed companies and publicly traded companies in our Target Industries, which we refer to as "Venture Lending." Our debt investments are typically secured by first liens or first liens behind a secured revolving line of credit, or collectively, "Senior Term Loans." Some of our debt investments may also be subordinated to term debt provided by third parties. Venture Lending is typically characterized by (1) the making of a secured debt investment after a venture capital or equity investment in the portfolio company has been made, which investment provides a source of cash to fund the portfolio company's debt service obligations under the Venture Loan, (2) the senior priority of the Venture Loan which requires repayment of the Venture Loan prior to the equity investors realizing a return on their capital, (3) the amortization of the Venture Loan and (4) the lender's receipt of warrants or other success fees with the making of the Venture Loan.

We are an externally managed, closed-end, non-diversified management investment company that has elected to be regulated as a business development company, or BDC, under the Investment Company Act of 1940, as amended, or the 1940 Act. In addition, for U.S. federal income tax purposes, we have elected to be treated as a regulated investment company, or RIC, under Subchapter M of the Internal Revenue Code of 1986, as amended, or the Code. As a BDC, we are required to comply with regulatory requirements, including limitations on our use of debt. We are permitted to, and expect to, finance our investments through borrowings subject to a 150% asset coverage agreement. As defined in the 1940 Act, asset coverage of 150% means that for every \$100 of net assets a BDC holds, it may raise up to \$200 from borrowing and issuing senior securities. The amount of leverage that we may employ will depend on our assessment of market conditions and other factors at the time of any proposed borrowing. As a RIC, we generally are not subject to pay corporate-level income taxes on our investment company taxable income, determined without regard to any deductions for dividends paid, and our net capital gain that we distribute as dividends for U.S. federal income tax purposes to our stockholders as long as we meet certain source-of-income, distribution, asset diversification and other requirements.

Compass Horizon Funding Company LLC, or Compass Horizon, our predecessor company, commenced operations in March 2008. We are a Delaware corporation organized in March 2010 for the purpose of acquiring Compass Horizon and continuing its business as a public entity.

From the commencement of operations of Compass Horizon on March 4, 2008 through December 31, 2022 December 31, 2023, we funded 248 257 portfolio companies and invested \$2.2 billion \$2.4 billion in debt investments. As of December 31, 2022 December 31, 2023, our debt investment portfolio consisted of 60 56 debt investments with an aggregate fair value of \$686.5 \$670.2 million. As of December 31, 2022 December 31, 2023, 90.2% 86.3%, or \$619.5 million \$578.7 million, of our debt investment portfolio at fair value consisted of Senior Term Loans. As of December 31, 2022 December 31, 2023, 11.0% 22.8%, or \$75.7 million, of our total debt investment portfolio at fair value was held through our 2019-1 Securitization. As of December 31, 2022, 22.0%, or \$150.6 million \$153.1 million, of our total debt investment portfolio at fair value was held through our 2022-1 Securitization. As of December 31, 2022 December 31, 2023, our net assets were \$318.4 million \$324.0 million, and all of our debt investments were secured by all or a portion of the tangible and intangible assets of the applicable portfolio company. The debt investments in our portfolio are generally not rated by any rating agency. If the individual debt investments in our portfolio were rated, they would be rated below "investment grade". Debt investments that are unrated or rated below investment grade are sometimes referred to as "junk bonds" and have predominantly speculative characteristics with respect to the issuer's capacity to pay interest and repay principal.

For the year ended December 31, 2022 December 31, 2023, our dollar-weighted annualized yield on average debt investments was 14.4% 16.6%. We calculate the dollar-weighted yield on average debt investments for any period as (1) total investment income during the period divided by (2) the average of the fair value of debt investments outstanding on (a) the last day of the calendar month immediately preceding the first day of the period and (b) the last day of each calendar month during the period. The dollar-weighted annualized yield on average debt investments is higher than what investors will realize because it does not reflect our expenses or any sales load paid by investors.

For the year ended December 31, 2022 December 31, 2023, our investment portfolio had an overall total yield of 13.8% 15.7%. We calculate the overall total yield for any period as (1) total investment income during the period divided by (2) the average of the fair value of investments outstanding on (a) the last day of the calendar month immediately

preceding the first day of the period and (b) the last day of each calendar month during the period. The overall total yield is higher than what investors will realize because it does not reflect our expenses or any sales load paid by investors.

As of **December 31, 2022** **December 31, 2023**, our debt investments had a dollar-weighted average term of **48.0** **50.0** months from inception and a dollar-weighted average remaining term of **38.0** **35.0** months. As of **December 31, 2022** **December 31, 2023**, substantially all of our debt investments had an original committed principal amount of between \$3 million and \$45 million, repayment terms of between **15** **1** and 60 months and bore current pay interest at annual interest rates of between **10%** **9%** and **17%** **16%**.

For the year ended **December 31, 2022** **December 31, 2023**, our total return based on market value was **(19.3)%** **25.3%**. Total return based on market value is calculated as (x) the sum of (i) the closing sales price of our common stock on the last day of the period plus (ii) the aggregate amount of distributions paid per share during the period, less (iii) the closing sales price of our common stock on the first day of the period, divided by (y) the closing sales price of our common stock on the first day of the period.

In addition to our debt investments, as of **December 31, 2022** **December 31, 2023**, we held warrants to purchase stock, predominantly preferred stock, in **90** **85** portfolio companies, equity positions in **eight** **14** portfolio companies and success fee arrangements in **seven** **four** portfolio companies.

Our investment activities, and our day-to-day operations, are managed by our Advisor and supervised by our board of directors, or the Board, of which a majority of the members are independent of our Advisor. **Under From January 1, 2023 through June 29, 2023, under** an investment management agreement dated March 7, 2019, or the **2019** Investment Management Agreement, we **have agreed to pay** **paid** our Advisor a base management fee and an incentive fee for its advisory services to us. The **2019** Investment Management Agreement was considered and reapproved by our Board, including a majority of our independent directors, on October 28, 2022. **At a meeting of the stockholders convened on May 25, 2023 and reconvened on June 28, 2023, the stockholders approved a new investment management agreement, or the New Investment Management Agreement and collectively with the 2019 Investment Management Agreement, the Investment Management Agreement. The New Investment Management Agreement replaced the previously effective 2019 Investment Management Agreement on June 30, 2023. The 2019 Investment Management and the New Investment Management Agreement contain substantially the same terms.** We have also entered into an administration agreement, or the Administration Agreement, with our Advisor under which we have agreed to reimburse our Advisor for our allocable portion of overhead and other expenses incurred by our Advisor in performing its obligations under the Administration Agreement.

Our common stock began trading October 29, 2010 and is currently traded on the Nasdaq Global Select Market, or Nasdaq, under the symbol "HRZN".

Information available

Our principal executive office is located at 312 Farmington Avenue, Farmington, Connecticut 06032, our telephone number is (860) 676-8654, and our internet address is www.horizontechfinance.com. We make available, free of charge, on our website our annual report on Form 10-K, quarterly reports on Form 10-Q, current reports on Form 8-K and amendments to those reports as soon as reasonably practicable after we electronically file such material with, or furnish it to, the U.S. Securities and Exchange Commission, or the SEC. Information contained on our website is not incorporated by reference into this annual report on Form 10-K and you should not consider information contained on our website to be part of this annual report on Form 10-K or any other report we file with the SEC.

The SEC also maintains a website that contains reports, proxy and information statements and other information we file with the SEC at www.sec.gov. Copies of these reports, proxy and information statements and other information may also be obtained, after paying a duplicating fee, by electronic request at publicinfo@sec.gov.

Our advisor

Our investment activities are managed by our Advisor, and we expect to continue to benefit from our Advisor's ability to identify attractive investment opportunities, conduct diligence on and value prospective investments, negotiate investments and manage our portfolio of investments. In addition to the experience gained from the years that they have worked together both at our Advisor and prior to the formation of our Advisor, the members of our investment team have broad lending backgrounds, with substantial experience at a variety of commercial finance companies, technology banks and private debt funds, and have developed a broad network of contacts within the venture capital and private equity community. This network of contacts provides a principal source of investment opportunities.

Our Advisor is led by six senior managers including Robert D. Pomeroy, Jr., our Chief Executive Officer, Gerald A. Michaud, our President, Daniel R. Trolie, our Executive Vice President and Chief Financial Officer, John C. Bombara, our Executive Vice President, General Counsel and Chief Compliance Officer, Daniel S. Devorsetz, our Executive Vice President, Chief Operating Officer and Chief Investment Officer and Diane Earle, our Senior Vice President and Chief Credit Officer.

On February 22, 2023, our Advisor, HTF Principals, and Horizon Technology Finance Employees LLC, or HTF Employees, entered into a Membership Interest Purchase Agreement, or the Purchase Agreement with MCH Holdco LLC, an affiliate of Monroe Capital LLC, or Monroe Capital, and Monroe Capital Investment Holdings, L.P., or MCIH, L.P., an affiliate of Monroe Capital and the sole stockholder of MCH Holdco. On June 30, 2023, pursuant to the Purchase Agreement, HTF Principals and HTF Employees sold all of their membership interests in our Advisor (which constitute one hundred percent (100%) of the membership interests of our Advisor) to MCH Holdco and our Advisor became a direct wholly owned subsidiary of MCH Holdco and an affiliate of Monroe Capital. Pursuant to the Purchase Agreement, a significant portion of the consideration payable by Monroe

Capital to HTF Principals and HTF Employees is in the form of earnout payments contingent upon our performance in 2023, 2024, and 2025, aligning the incentives of our Advisor's current officers with our stockholders.

Our strategy

Our investment objective is to maximize our investment portfolio's total return by generating current income from the loans we make and capital appreciation from the warrants we receive when making such loans. To further implement our business strategy, we expect our Advisor to continue to employ the following core strategies:

- *Structured investments in the venture capital and private and public equity markets.* We make loans to development-stage companies within our Target Industries typically in the form of secured loans. The secured debt structure provides a lower risk strategy, as compared to equity or unsecured debt investments, to participate in the emerging technology markets because the debt structures we typically utilize provide collateral against the downside risk of loss, provide return of capital in a much shorter timeframe through current-pay interest and amortization of principal and have a senior position to equity in the borrower's capital structure in the case of insolvency, wind down or bankruptcy. Unlike venture capital and private equity investments, our investment returns and return of our capital do not require equity investment exits such as mergers and acquisitions or initial public offerings. Instead, we receive returns on our debt investments primarily through regularly scheduled payments of principal and interest and, if necessary, liquidation of the collateral supporting the debt investment upon a default. Only the potential gains from warrants depend upon equity investment exits.
- *"Enterprise value" lending.* We and our Advisor take an enterprise value approach to structuring and underwriting loans. Enterprise value includes the implied valuation based upon recent equity capital invested as well as the intrinsic value of the applicable portfolio company's particular technology, service or customer base. We secure our position against the enterprise value of each portfolio company through a lien on all of the assets of the portfolio company or through a lien on all assets of the portfolio company except its intellectual property, with a prohibition on any other party taking a lien on such intellectual property.
- *Creative products with attractive risk-adjusted pricing.* Each of our existing and prospective portfolio companies has its own unique funding needs for the capital provided from the proceeds of our Venture Loans. These funding needs include funds for additional development "runways", funds to hire or retain sales staff or funds to invest in research and development in order to reach important technical milestones in advance of raising additional equity. Our loans include current-pay interest, commitment fees, end-of-term payments, or ETPs, pre-payment fees, success fees and non-utilization fees. We believe we have developed pricing tools, structuring techniques and valuation metrics that satisfy our portfolio companies' financing requirements while mitigating risk and maximizing returns on our investments.
- *Opportunity for enhanced returns.* To enhance our debt investment portfolio returns, in addition to interest and fees, we frequently obtain warrants to purchase the equity of our portfolio companies as additional consideration for making debt investments. The warrants we obtain generally include a "cashless exercise" provision to allow us to exercise these rights without requiring us to make any additional cash investment. Obtaining warrants in our portfolio companies has allowed us to participate in the equity appreciation of our portfolio companies, which we expect will enable us to generate additional returns for our investors.
- *Direct origination.* We originate transactions directly with technology, life science, healthcare information and services and sustainability companies. These transactions are referred to our Advisor from a number of sources, including referrals from, or direct solicitation of, venture capital and private equity firms, portfolio company management teams, legal firms, accounting firms, investment banks, portfolio company advisors and other lenders that represent companies within our Target Industries. Our Advisor has been the sole or lead originator in substantially all transactions in which the funds it manages have invested.
- *Disciplined and balanced underwriting and portfolio management.* We use a disciplined underwriting process that includes obtaining information validation from multiple sources, extensive knowledge of our Target Industries, comparable industry valuation metrics and sophisticated financial analysis related to development-stage companies. Our Advisor's due diligence on investment prospects includes obtaining and evaluating information on the prospective portfolio company's technology, market opportunity, management team, fund raising history, investor support, valuation considerations, financial condition and projections. We seek to balance our investment portfolio to reduce the risk of down market cycles associated with any particular industry or sector, development-stage or geographic area by quarterly reviewing each criteria and, in the event there is an overconcentration, seeking investment opportunities to reduce such overconcentration. Our Advisor employs a "hands on" approach to portfolio management, requiring private portfolio companies to provide monthly financial information and to participate in regular updates on performance and future plans. For public companies, our Advisor typically relies on publicly reported quarterly financials.
- *Use of leverage.* We use leverage to increase returns on equity through our Credit Facilities, through our 2026 Notes and 2027 Notes and through our 2019-1 Securitization and 2022-1 Securitization. See "Item 7 — Management's Discussion and Analysis of Financial Condition and Results of Operations — Liquidity and capital resources" for additional information about our use of leverage. In addition, we may issue additional debt securities or preferred stock in one or more series in the future.

Market opportunity

We focus our investments primarily in our Target Industries. The technology sectors we focus on include communications, networking, data storage, software, cloud computing, semiconductor, internet and media and consumer-related technologies. The life science sectors we focus on include biotechnology, drug discovery, drug delivery, bioinformatics and medical devices. The healthcare information and services sectors we focus on include diagnostics, electronic medical record services and software and other healthcare related services and technologies that improve efficiency and quality of administered healthcare. The sustainability sectors we focus on include alternative energy, power management, energy efficiency, green building materials and waste recycling. We refer to all of these companies as "technology-related" companies because the companies are developing or offering goods and services to businesses and consumers which utilize scientific knowledge, including techniques, skills, methods, devices and processes, to solve problems. We intend, under normal market conditions, to invest at least 80% of the value of our total assets in such companies.

We believe that Venture Lending has the potential to achieve enhanced returns that are attractive notwithstanding the high degree of risk associated with lending to development-stage companies. Potential benefits include:

- interest rates that typically exceed rates that would be available to portfolio companies if they could borrow in traditional commercial financing transactions;
- the debt investment support provided by cash proceeds from equity capital invested by venture capital and private equity firms or access to public equity markets to access capital;
- amortization of principal;
- senior ranking to equity and collateralization of debt investments to minimize potential loss of capital; and
- potential equity appreciation through warrants.

We believe that Venture Lending also provides an attractive financing source for portfolio companies, their management teams and their equity capital investors, as it:

- is typically less dilutive to the equity holders than additional equity financing;
- extends the time period during which a portfolio company can operate before seeking additional equity capital or pursuing a sale transaction or other liquidity event; and
- allows portfolio companies to better match cash sources with uses.

Competitive strengths

We believe that we, together with our Advisor, possess significant competitive strengths, which include the following:

Consistently execute commitments and close transactions. Our Advisor and its senior management and investment professionals have an extensive track record of originating, underwriting and managing Venture Loans. Our Advisor and its predecessor have directly originated, underwritten and managed Venture Loans with an aggregate original principal amount over ~~\$2.6 billion~~ \$2.8 billion to more than 315 325 companies since operations commenced in 2004.

Robust direct origination capabilities. Our Advisor has significant experience originating Venture Loans in our Target Industries. This experience has given our Advisor a deep knowledge of our Target Industries and an extensive base of transaction sources and references.

Highly experienced and cohesive management team. Most of our Advisor's senior management team of experienced professionals has been together since our inception. This consistency allows companies, their management teams and their investors to rely on consistent and predictable service, loan products and terms and underwriting standards.

Relationships with venture capital and private equity investors. Our Advisor has developed strong relationships with venture capital and private equity firms and their partners.

Well-known brand name. Our Advisor has originated Venture Loans to more than 315325 companies in our Target Industries under the "Horizon Technology Finance" brand.

Competition

We compete to provide financing to development-stage companies in our Target Industries with a number of investment funds and other BDCs, as well as traditional financial services companies such as commercial banks and other financing sources. Some of our competitors are larger and have greater financial and other resources than we do. We believe we compete effectively with these entities primarily on the basis of the experience, industry knowledge and contacts of our Advisor's investment professionals, our Advisor's responsiveness, efficient investment analysis and decision-making processes, its creative financing products and its customized investment terms. We do not intend to compete primarily on the interest rates we offer and believe that some competitors make loans with rates that are comparable to or lower than our rates. For additional information concerning our competitive position and competitive risks, see "Item 1A — Risk Factors — General Risk Factors — We operate in a highly competitive market for investment opportunities, and if we are not able to compete effectively, our business, results of operations and financial condition may be adversely affected and the value of your investment in us could decline."

Investment criteria

We seek to invest in companies that vary by their stage of development, their Target Industries and sectors of Target Industries and their geographical location, as well as by the venture capital and private equity sponsors that support our portfolio companies. We also seek investments in public development stage companies. While we invest in companies at various stages of development, we require that prospective portfolio companies be beyond the seed stage of development and have received at least their first round of venture capital or private equity financing before we will consider making an investment. We expect a prospective portfolio company to demonstrate its ability to advance technology and increase its value over time.

We have identified several criteria that we believe have proven, and will continue to prove, important in achieving our investment objective. These criteria provide general guidelines for our investment decisions. However, we caution you that not all of these criteria are met by each portfolio company in which we choose to invest.

Management. Our portfolio companies are generally led by experienced management that has in-market expertise in the Target Industry in which the company operates, as well as extensive experience with development-stage companies. The adequacy and completeness of the management team is assessed relative to the stage of development and the challenges facing the potential portfolio company.

Continuing support from one or more venture capital and private equity investors. We typically invest in companies in which one or more established venture capital and private equity investors have previously invested and continue to make a contribution to the management of the business. We believe that established venture capital and private equity investors can serve as committed partners and will assist their portfolio companies and their management teams in creating value. We take into consideration the total amount raised by the company, the valuation history, investor reserves for future investment and the expected timing and milestones to the next equity round financing. We also invest in public companies that we believe will continue to have access to the public markets for additional equity capital.

Operating plan and cash resources. We generally require that a prospective portfolio company, in addition to having sufficient access to capital to support leverage, demonstrate an operating plan capable of generating cash flows or the ability to raise the additional capital necessary to cover its operating expenses and service its debt. Our review of the operating plan will take into consideration existing cash, cash burn, cash runway and the milestones necessary for the company to achieve cash flow positive operations or to access additional equity from its investors.

Enterprise and technology value. We expect that the enterprise value of a prospective portfolio company should substantially exceed the principal balance of debt borrowed by the company. Enterprise value for private companies includes the implied valuation based upon recent equity capital invested as well as the intrinsic value of the company's particular technology, service or customer base. Enterprise value for public companies is the market capitalization of such company.

Market opportunity and exit strategy. We seek portfolio companies that are addressing market opportunities that capitalize on their competitive advantages. Competitive advantages may include unique technology, legally protected intellectual property, superior clinical results or significant market traction. As part of our investment analysis, we typically also consider potential realization of our private company warrants through merger, acquisition or initial public offering based upon comparable exits in the company's Target Industry.

Investment process

Our Board has delegated authority for all investment decisions to our Advisor. Our Advisor, in turn, has created an integrated approach to the loan origination, underwriting, approval and documentation process that we believe effectively combines the skills of our Advisor's professionals. This process allows our Advisor to achieve an efficient and timely closing of an investment from the initial contact with a prospective portfolio company through the investment decision, close of documentation and funding of the investment, while

ensuring that our Advisor's rigorous underwriting standards are consistently maintained. We believe that the high level of involvement by our Advisor's staff in the various phases of the investment process allows us to minimize the credit risk while delivering superior service to our portfolio companies.

Origination. Our Advisor's loan origination process begins with its industry-focused regional managing directors who are responsible for identifying, contacting and screening prospects. These managing directors meet with key decision makers and deal referral sources such as venture capital and private equity firms and management teams, legal firms, accounting firms, investment banks, portfolio company advisors and other lenders to source prospective portfolio companies. We believe our brand name and management team are well known within the Venture Lending community, as well as by many repeat entrepreneurs and board members of prospective portfolio companies. These broad relationships, which reach across the Venture Lending industry, give rise to a significant portion of our Advisor's deal origination.

The responsible managing director of our Advisor obtains materials from the prospective portfolio company and from those materials, as well as other available information, determines whether it is appropriate for our Advisor to issue a non-binding term sheet. The managing director bases this decision to proceed on his or her experience, the competitive environment and the prospective portfolio company's needs and also seeks the counsel of our Advisor's senior management and investment team.

Term sheet. If the managing director determines, after review and consultation with senior management, that the potential transaction meets our Advisor's initial credit standards, our Advisor will issue a non-binding term sheet to the prospective portfolio company.

The terms of the transaction are tailored to a prospective portfolio company's specific funding needs while taking into consideration market dynamics, the quality of the management team, the venture capital and private equity investors involved or the ability of the prospective portfolio company to access public equity and applicable credit criteria, which may include the prospective portfolio company's existing cash resources, the development of its technology and the anticipated timing for the next round of equity financing.

Underwriting. Once the term sheet has been negotiated and executed and the prospective portfolio company has remitted a good faith deposit, we request additional due diligence materials from the prospective portfolio company and arrange for a due diligence visit.

Due diligence. The due diligence process includes a formal visit to the prospective portfolio company's location and interviews with the prospective portfolio company's senior management team. The process includes obtaining and analyzing publicly available information from independent third parties that have knowledge of the prospective portfolio company's business, including, to the extent available, analysts that follow the technology market, thought leaders in our Target Industries and important customers or partners, if any. Outside sources of information are reviewed, including industry publications, scientific and market articles, internet publications, publicly available information on competitors or competing technologies and information known to our Advisor's investment team from their experience in the technology markets.

A primary element of the due diligence process is interviewing key existing investors of the prospective portfolio company, who are often also members of the prospective portfolio company's board of directors. While these board members and/or investors are not independent sources of information, their support for management and willingness to support the prospective portfolio company's further development are critical elements of our decision making process.

Investment memorandum. Upon completion of the due diligence process and review and analysis of all of the information provided by the prospective portfolio company and obtained externally, our Advisor's assigned credit officer prepares an investment memorandum for review and approval. The investment memorandum is reviewed by our Advisor's Chief Investment Officer and then submitted to our Advisor's investment committee for approval.

Investment committee. Our Advisor's investment committee is responsible for overall credit policy, portfolio management, approval of all investments, portfolio monitoring and reporting and managing of problem accounts. The committee interacts with the entire staff of our Advisor to review potential transactions and deal flow. This interaction of cross-functional members of our Advisor's staff assures efficient transaction sourcing, negotiating and underwriting throughout the transaction process. Portfolio performance and current market conditions are reviewed and discussed by the investment committee on a regular basis to assure that transaction structures and terms are consistent and current.

Loan closing and funding. Approved investments are documented and closed by our Advisor's in-house legal and loan administration staff. Loan documentation is based upon standard templates created by our Advisor and is customized for each transaction to reflect the specific deal terms. The transaction documents typically include a loan and security agreement, warrant agreement and applicable perfection documents, including applicable Uniform Commercial Code financing statements and, as applicable, may also include a landlord agreement, patent and trademark security grants, a subordination agreement, an intercreditor agreement and other standard agreements for commercial loans in the Venture Lending industry. Funding requires final approval by our Advisor's General Counsel, Chief Executive Officer or President, Chief Financial Officer and Chief Investment Officer or Chief Credit Officer.

Portfolio management and reporting. Our Advisor maintains a "hands on" approach to maintain communication with our portfolio companies. At least quarterly, our Advisor contacts our portfolio companies for operational and financial updates by phone and performs reviews. Our Advisor may contact portfolio companies deemed to have greater credit risk on a monthly or more frequent basis. Our Advisor requires all private companies to provide financial statements, typically monthly. For public companies, our Advisor

typically relies on publicly reported quarterly financials. This allows our Advisor to identify any unexpected developments in the financial performance or condition of our portfolio company.

Our Advisor has developed a proprietary internal credit rating system to analyze the quality of our debt investments. Using this system, our Advisor analyzes and then rates the credit risk within the portfolio on a quarterly basis. Each portfolio company is rated on a 1 through 4 scale, with 3 representing the rating for a standard level of risk. A rating of 4 represents an improved and better credit quality than existed at the time of its original underwriting. A rating of 2 or 1 represents a deteriorating credit quality and an increased risk of loss of principal. Newly funded investments are typically assigned a rating of 3, unless extraordinary circumstances require otherwise. These investment ratings are generated internally by our Advisor, and we cannot guarantee that others would assign the same ratings to our portfolio investments or similar portfolio investments.

Our Advisor closely monitors portfolio companies rated a 1 or 2 for adverse developments. In addition, our Advisor maintains regular contact with the management, board of directors and major equity holders of these portfolio companies in order to discuss strategic initiatives to correct the deterioration of the portfolio company.

The following table describes each rating level:

Rating	
4	The portfolio company has performed in excess of our expectations as demonstrated by exceeding revenue milestones, clinical milestones or other operating metrics or as a result of raising capital well in excess of our underwriting assumptions. Generally the portfolio company displays one or more of the following: its enterprise value greatly exceeds our loan balance; it has achieved cash flow positive operations or has sufficient cash resources to cover the remaining balance of the loan; there is strong potential for warrant gains from our warrants; and there is a high likelihood that the borrower will receive favorable future financing to support operations. Loans rated 4 are the lowest risk profile in our portfolio and have no expected risk of principal loss.
3	The portfolio company has performed to our expectations as demonstrated by meeting revenue milestones, clinical milestones or other operating metrics. It has raised, or is expected to raise, capital consistent with our underwriting assumptions. Generally the portfolio company displays one or more of the following: its enterprise value comfortably exceeds our loan balance; it has sufficient cash resources to operate according to its plan; it is expected to raise additional capital as needed; and there continues to be potential for warrant gains from our warrants. New loans are typically rated 3 when approved and thereafter 3-rated loans represent a standard risk profile, with no principal loss currently expected.
2	The portfolio company has performed below our expectations as demonstrated by missing revenue milestones, delayed clinical progress or otherwise failing to meet projected operating metrics. It may have raised capital in support of the poorer performance but generally on less favorable terms than originally contemplated at the time of underwriting. Generally the portfolio company displays one or more of the following: its enterprise value exceeds our loan balance but at a lower multiple than originally expected; it has sufficient cash to operate according to its plan but liquidity may be tight; and it is planning to raise additional capital but there is uncertainty and the potential for warrant gains from our warrants are possible, but unlikely. Loans rated 2 represent an increased level of risk of loss of principal. While no loss is currently anticipated for a 2-rated loan, there is potential for future loss of principal.
1	The portfolio company has performed well below plan as demonstrated by materially missing revenue milestones, delayed or failed clinical progress or otherwise failing to meet operating metrics. The portfolio company has not raised sufficient capital to operate effectively or retire its debt obligation to us. Generally the portfolio company displays one or more of the following: its enterprise value may not exceed our loan balance; it has insufficient cash to operate according to its plan and liquidity may be tight; and there are uncertain plans to raise additional capital or the portfolio company is being sold under distressed conditions. There is no potential for warrant gains from our warrants. Loans rated 1 are generally put on non-accrual status and represent a high degree of risk of loss of principal.

For a discussion of the ratings of our existing portfolio, see "Item 7 — Management's Discussion and Analysis of Financial Condition and Results of Operations — Debt investment asset quality."

Managerial assistance

As a BDC, we offer, through our Advisor, and must provide upon request, managerial assistance to certain of our portfolio companies. This assistance may involve monitoring the operations of the portfolio companies, participating in board of directors and management meetings, consulting with and advising officers of portfolio companies and providing other organizational and financial guidance.

Although we may receive fees for these services, pursuant to the Administration Agreement, we will reimburse our Advisor for its expenses related to providing such services on our behalf.

Employees

We do not have any employees. Each of our executive officers is an employee of our Advisor. Our day-to-day investment operations are managed by our Advisor. We reimburse our Advisor for our allocable portion of expenses incurred by it in performing its obligations under the Administration Agreement, as our Administrator, including our allocable portion

of the cost of our Chief Financial Officer and Chief Compliance Officer and their respective staffs.

Investment Management Agreement

Under the terms of the Investment Management Agreement, our Advisor:

- determines the composition of our portfolio, the nature and timing of the changes to our portfolio and the manner of implementing such changes;
- identifies, evaluates and negotiates the structure of the investments we make (including performing due diligence on our prospective portfolio companies); and
- closes, monitors and administers the investments we make, including the exercise of any voting or consent rights.

Our Advisor's services under the Investment Management Agreement are not exclusive, and it is free to furnish similar services to other entities so long as its services to us are not impaired.

Investment advisory fees

Pursuant to our Investment Management Agreement, we pay our Advisor a fee for investment advisory and management services consisting of a base management fee and an incentive fee.

Base management fee. The base management fee is calculated at an annual rate of 2.00% of the Company's gross assets (less cash and cash equivalents) including any assets acquired with the proceeds of leverage; provided that, to the extent the Company's gross assets (less cash and cash equivalents) exceed \$250 million, the base management fee on the amount of such excess over \$250 million is calculated at an annual rate of 1.60% of the Company's gross assets (less cash and cash equivalents) including any assets acquired with the proceeds of leverage.

Incentive fee. The incentive fee has two parts, as follows:

The first part, which is subject to the Incentive Fee Cap and Deferral Mechanism, as defined below, is calculated and payable quarterly in arrears based on our Pre-Incentive Fee Net Investment Income for the immediately preceding calendar quarter. For this purpose, "Pre-Incentive Fee Net Investment Income" means interest income, dividend income and any other income (including any other fees (other than fees for providing managerial assistance), such as commitment, origination, structuring, diligence and consulting fees or other fees received from portfolio companies) accrued during the calendar quarter, minus expenses for the quarter (including the base management fee, expenses payable under the Administration Agreement, and any interest expense and any dividends paid on any issued and outstanding preferred stock, but excluding the incentive fee). Pre-Incentive Fee Net Investment Income includes, in the case of investments with a deferred interest feature (such as original issue discount, debt instruments with payment-in-kind interest, or PIK, and zero coupon securities), accrued income we have not yet received in cash. The incentive fee with respect to the Pre-Incentive Fee Net Investment Income is 20.00% of the amount, if any, by which the Pre-Incentive Fee Net Investment Income for the immediately preceding calendar quarter exceeds a hurdle rate of 1.75% (which is 7.00% annualized) of our net assets at the end of the immediately preceding calendar quarter, subject to a "catch-up" provision measured as of the end of each calendar quarter. Under this provision, in any calendar quarter, the Advisor receives no incentive fee until the Pre-Incentive Fee Net Investment Income equals the hurdle rate of 1.75%, but then receives, as a "catch-up," 100.00% of the Pre-Incentive Fee Net Investment Income with respect to that portion of such Pre-Incentive Fee Net Investment Income, if any, that exceeds the hurdle rate but is less than 2.1875% quarterly (which is 8.75% annualized). The effect of this "catch-up" provision is that, if Pre-Incentive Fee Net Investment Income exceeds 2.1875% in any calendar quarter, the Advisor will receive 20.00% of the Pre-Incentive Fee Net Investment Income as if the hurdle rate did not apply.

Pre-Incentive Fee Net Investment Income does not include any realized capital gains, realized capital losses or unrealized capital appreciation or depreciation. Because of the structure of the incentive fee, it is possible that we may pay an incentive fee in a quarter in which we incur a loss. For example, if we receive Pre-Incentive Fee Net Investment Income in excess of the quarterly minimum hurdle rate, we will pay the applicable incentive fee up to the Incentive Fee Cap, defined below, even if we have incurred a loss in that quarter due to realized and unrealized capital losses. Our net investment income used to calculate this part of the incentive fee is also included in the amount of our gross assets used to calculate the 2.00% base management fee. These calculations are appropriately prorated for any period of less than three months and adjusted for any share issuances or repurchases during the applicable quarter.

The incentive fee on Pre-Incentive Fee Net Investment Income is subject to a fee cap and deferral mechanism which is determined based upon a look-back period of up to three years and is expensed when incurred. For this purpose, the look-back period for the incentive fee based on Pre-Incentive Fee Net Investment Income, or the Incentive Fee Look-back Period, the Incentive Fee Look-back Period includes the most recently completed calendar quarter and the 11 preceding full calendar quarters. Each quarterly incentive fee payable on Pre-Incentive Fee Net Investment Income is subject to a cap, or the Incentive Fee Cap, and a deferral mechanism through which the Advisor may recoup a portion of such deferred incentive fees (collectively, the Incentive Fee Cap and Deferral Mechanism). The Incentive Fee Cap is equal to (a) 20.00% of Cumulative Pre-Incentive Fee Net

Return (as defined below) during the Incentive Fee Look-back Period less (b) cumulative incentive fees of any kind paid to the Advisor during the Incentive Fee Look-back Period. To the extent the Incentive Fee Cap is zero or a negative value in any calendar quarter, we will not pay an incentive fee on Pre-Incentive Fee Net Investment Income to the Advisor in that quarter. To the extent that the payment of incentive fees on Pre-Incentive Fee Net Investment Income is limited by the Incentive Fee Cap, the payment of such fees will be deferred and paid in subsequent calendar quarters up to three years after their date of deferment, subject to certain limitations, which are set forth in the Investment Management Agreement. We only pay incentive fees on Pre-Incentive Fee Net Investment Income to the extent allowed by the Incentive Fee Cap and Deferral Mechanism. "Cumulative Pre-Incentive Fee Net Return" during any Incentive Fee Look-back Period means the sum of (a) Pre-Incentive Fee Net Investment Income and the base management fee for each calendar quarter during the Incentive Fee Look-back Period and (b) the sum of cumulative realized capital gains and losses, cumulative unrealized capital appreciation and cumulative unrealized capital depreciation during the applicable Incentive Fee Look-back Period.

The following is a graphical representation of the calculation of the income-related portion of the incentive fee:

Quarterly incentive fee based on Net Investment Income

Pre-Incentive Fee Net Investment Income (expressed as a percentage of the value of net assets)

0001437749-24-005719hrzn20221231_10kimg001.jpg

Percentage of Pre-Incentive Fee Net Investment Income allocated to first part of incentive fee

The second part of the incentive fee is determined and payable in arrears as of the end of each calendar year (or upon termination of the Investment Management Agreement, as of the termination date) and equals 20.00% of our realized capital gains, if any, on a cumulative basis from the date of our election to be a BDC through the end of each calendar year, computed net of all realized capital losses and unrealized capital depreciation on a cumulative basis through the end of such year, less all previous amounts paid in respect of the capital gain incentive fee.

Examples of incentive fee calculation

Example 1: Income related portion of incentive fee before total return requirement calculation for each fiscal quarter

Alternative 1

Assumptions:

Investment income (including interest, distributions, fees, etc.) = 1.25%

Hurdle rate(1) = 1.75%

Management fee(2) = 0.50%

Other expenses (legal, accounting, custodian, transfer agent, etc.)(3) = 0.20%

Pre-Incentive Fee Net Investment Income (investment income - (management fee + other expenses)) = 0.55%

Pre-Incentive Fee Net Investment Income does not exceed hurdle rate; therefore, there is no income-related incentive fee.

Alternative 2

Assumptions:

Investment income (including interest, distributions, fees, etc.) = 2.80%

Hurdle rate(1) = 1.75%

Management fee(2) = 0.50%

Other expenses (legal, accounting, custodian, transfer agent, etc.)(3) = 0.20%

Pre-Incentive Fee Net Investment Income (investment income - (management fee + other expenses)) = 2.10%

Incentive fee = 100.00% × Pre-Incentive Fee Net Investment Income (subject to "catch-up")(4)

= 100.00% × (2.10% - 1.75%)

= 0.35%

Pre-Incentive Fee Net Investment Income exceeds the hurdle rate, but does not fully satisfy the "catch-up" provision; therefore, the income related portion of the incentive fee is 0.35%.

Alternative 3

Assumptions:

Investment income (including interest, distributions, fees, etc.) = 3.00%

Hurdle rate(1) = 1.75%

Management fee(2) = 0.50%

Other expenses (legal, accounting, custodian, transfer agent, etc.)(3) = 0.20%

Pre-Incentive Fee Net Investment Income (investment income - (management fee + other expenses)) = 2.30%

Incentive fee = 100.00% × Pre-Incentive Fee Net Investment Income (subject to "catch-up")(4)

Incentive fee = 100.00% × "catch-up" + (20.00% × (Pre-Incentive Fee Net Investment Income - 2.1875%))

Catch up = 2.1875% - 1.75%

= 0.4375%

Incentive fee = (100.00% × 0.4375%) + (20.00% × (2.30% - 2.1875%))

= 0.4375% + (20.00% × 0.1125%)

= 0.4375% + 0.0225%

= 0.46%

Pre-Incentive Fee Net Investment Income exceeds the hurdle rate and fully satisfies the "catch-up" provision; therefore, the income related portion of the incentive fee is 0.46%.

(1) Represents 7.00% annualized hurdle rate.

(2) Represents 2.00% annualized base management fee.

(3) Excludes organizational and offering expenses.

(4) The "catch-up" provision is intended to provide our Advisor with an incentive fee of 20.00% on all Pre-Incentive Fee Net Investment Income as if a hurdle rate did not apply when our Pre-Incentive Fee Net Investment Income exceeds 2.1875% in any fiscal quarter.

Example 2: Income related portion of incentive fee after total return requirement calculation for each fiscal quarter

Alternative 1

Assumptions:

Investment income (including interest, distributions, fees, etc.) = 2.80%

Hurdle rate(1) = 1.75%

Management fee(2) = 0.50%

Other expenses (legal, accounting, custodian, transfer agent, etc.)(3) = 0.20%

Pre-Incentive Fee Net Investment Income (investment income - (management fee + other expenses)) = 2.10%

Incentive fee = 100.00% × Pre-Incentive Fee Net Investment Income (subject to "catch-up")(4)

=100.00% × (2.10% - 1.75%)

= 0.35%

Cumulative incentive compensation accrued and/or paid since July 1, 2014 = \$9,000,000

20.0% of cumulative net increase in net assets resulting from operations since July 1, 2014 = \$8,000,000

Although our Pre-Incentive Fee Net Investment Income exceeds the hurdle rate of 1.75%, no incentive fee is payable because 20.0% of the cumulative net increase in net assets resulting from operations since July 1, 2014 did not exceed the cumulative income and capital gains incentive fees accrued and/or paid since July 1, 2014.

Alternative 2

Assumptions:

Investment income (including interest, distributions, fees, etc.) = 2.80%

Hurdle rate(1) = 1.75%

Management fee(2) = 0.50%

Other expenses (legal, accounting, custodian, transfer agent, etc.)(3) = 0.20%

Pre-Incentive Fee Net Investment Income (investment income - (management fee + other expenses)) = 2.10%

Incentive fee = 100.00% × Pre-Incentive Fee Net Investment Income (subject to "catch-up")(4)

=100.00% × (2.10% - 1.75%)

= 0.35%

Pre-Incentive Fee Net Investment Income exceeds the hurdle rate, but does not fully satisfy the "catch-up" provision; therefore, the income related portion of the incentive fee is 0.35%.

Cumulative incentive compensation accrued and/or paid since July 1, 2014 = \$9,000,000

20.0% of cumulative net increase in net assets resulting from operations since July 1, 2014 = \$10,000,000

Because our Pre-Incentive Fee Net Investment Income exceeds the hurdle rate of 1.75% and because 20.0% of the cumulative net increase in net assets resulting from operations since July 1, 2014 exceeds the cumulative income and capital gains incentive fees accrued and/or paid since July 1, 2014, an incentive fee would be payable, as shown in Alternative 3 of Example 1 above.

-
- (1) Represents 7.00% annualized hurdle rate.
 - (2) Represents 2.00% annualized base management fee.
 - (3) Excludes organizational and offering expenses.
 - (4) The "catch-up" provision is intended to provide our Advisor with an incentive fee of 20.00% on all Pre-Incentive Fee Net Investment Income as if a hurdle rate did not apply when our Pre-Incentive Fee Net Investment Income exceeds 2.1875% in any fiscal quarter.

Example 3: Capital gains portion of incentive fee

Alternative 1

Assumptions:

Year 1: \$20 million investment made in Company A, or Investment A, and \$30 million investment made in Company B, or Investment B

Year 2: Investment A sold for \$50 million and fair market value, or FMV, of Investment B determined to be \$32 million

Year 3: FMV of Investment B determined to be \$25 million

Year 4: Investment B sold for \$31 million

The capital gains portion of the incentive fee, if any, would be:

Year 1: None (No sales transaction)

Year 2: Capital gains incentive fee of \$6 million (\$30 million realized capital gains on sale of Investment A multiplied by 20%)

Year 3: None; \$5 million ((20% multiplied by (\$30 million cumulative capital gains less \$5 million cumulative capital depreciation)) less \$6 million (previous capital gains fee paid in Year 2))

Year 4: Capital gains incentive fee of \$200,000; \$6.2 million ((\$31 million cumulative realized capital gains multiplied by 20%) less \$6 million (capital gains incentive fee taken in Year 2))

Alternative 2

Assumptions:

Year 1: \$20 million investment made in Company A, or Investment A, \$30 million investment made in Company B, or Investment B and \$25 million investment made in Company C, or Investment C

Year 2: Investment A sold for \$50 million, FMV of Investment B determined to be \$25 million and FMV of Investment C determined to be \$25 million

Year 3: FMV of Investment B determined to be \$27 million and Investment C sold for \$30 million

Year 4: FMV of Investment B determined to be \$35 million

Year 5: Investment B sold for \$20 million

The capital gains incentive fee, if any, would be:

Year 1: None (no sales transaction)

Year 2: \$5 million capital gains incentive fee (20% multiplied by \$25 million (\$30 million realized capital gains on Investment A less unrealized capital depreciation on Investment B))

Year 3: \$1.4 million capital gains incentive fee⁽¹⁾ (\$6.4 million (20% multiplied by \$32 million (\$35 million cumulative realized capital gains less \$3 million unrealized capital depreciation)) less \$5 million capital gains incentive fee received in Year 2

Year 4: None (no sales transaction)

Year 5: None (\$5 million (20% multiplied by \$25 million (cumulative realized capital gains of \$35 million less realized capital losses of \$10 million)) less \$6.4 million cumulative capital gains incentive fee paid in Year 2 and Year 3⁽²⁾)

The hypothetical amounts of returns shown are based on a percentage of our total net assets and assume no leverage. There is no guarantee that positive returns will be realized and actual returns may vary from those shown in this example.

-
- (1) As illustrated in Year 3 of Alternative 1 above, if the Investment Management Agreement were terminated on a date other than our fiscal year end of any year, we may have paid aggregate capital gains incentive fees that are more than the amount of such fees that would be payable if the Investment Management Agreement were terminated on the fiscal year end of such year.
- (2) As noted above, it is possible that the cumulative aggregate capital gains fee received by the Advisor (\$6.4 million) is effectively greater than \$5 million (20.00% of cumulative aggregate realized capital gains less net realized capital losses or net unrealized depreciation (\$25 million)).

Payment of our expenses

All investment professionals and staff of our Advisor, when and to the extent engaged in providing investment advisory and management services, and the compensation and routine overhead expenses of its personnel allocable to such services, are provided and paid for by our Advisor. We bear all other costs and expenses of our operations and transactions, including those relating to:

- our organization;
- calculating our net asset value, or NAV (including the cost and expenses of any independent valuation firms);
- expenses, including travel expense, incurred by our Advisor or payable to third parties performing due diligence on prospective portfolio companies, monitoring our investments and, if necessary, enforcing our rights;
- interest payable on debt, if any, incurred to finance our investments;
- the costs of all future offerings and repurchases of our common stock and other securities, if any;
- the base management fee and any incentive fee;
- distributions on our shares;
- administration fees payable under the Administration Agreement;

- the allocated costs incurred by our Advisor as our Administrator in providing managerial assistance to those portfolio companies that request it;
- amounts payable to third parties relating to, or associated with, making investments;
- transfer agent and custodial fees;
- registration fees;
- listing fees;
- fees and expenses associated with marketing efforts;
- taxes;
- independent director fees and expenses;
- brokerage commissions;
- costs of preparing and filing reports or other documents with the SEC;
- the costs of any reports, proxy statements or other notices to our stockholders, including printing costs;
- the fidelity bond;
- directors and officers/errors and omissions liability insurance, and any other insurance premiums;
- indemnification payments;
- direct costs and expenses of administration, including audit and legal costs; and
- all other expenses incurred by us or the Administrator in connection with administering our business, such as the allocable portion of overhead under the Administration Agreement, including rent, the fees and expenses associated with performing compliance functions and our allocable portion of the costs of compensation and related expenses of our Chief Financial Officer and Chief Compliance Officer and their respective staffs.

From time to time, our Advisor may pay amounts owed by us to third party providers of goods or services. We subsequently reimburse our Advisor for such amounts paid on our behalf. Generally, our expenses are expensed as incurred in accordance with U.S. generally accepted accounting principles, or GAAP. To the extent we incur costs that should be capitalized and amortized into expense we also do so in accordance with GAAP, which may include amortizing such amount on a straight line basis over the life of the asset or the life of the services or product being performed or provided.

Limitation of liability and indemnification

The Investment Management Agreement provides that our Advisor and its officers, managers, partners, agents, employees, controlling persons and any other person or entity affiliated with our Advisor are not liable to us for any act or omission by it in the supervision or management of our investment activities or for any loss sustained by us except for acts or omissions constituting willful misfeasance, bad faith, gross negligence or reckless disregard of its obligations under the Investment Management Agreement. The Investment Management Agreement also provides, subject to certain conditions, for indemnification by us of our Advisor and its officers, managers, partners, agents, employees, controlling persons and any other person or entity affiliated with our Advisor for liabilities incurred by them in connection with their services to us (including any liabilities associated with an action or suit by or in the right of us or our stockholders), but excluding liabilities for acts or omissions constituting willful misfeasance, bad faith or gross negligence or reckless disregard of their duties under the Investment Management Agreement.

Board Recommendation and Approval of the Investment Management Agreement

At a special meeting of the stockholders on October 30, 2018, the stockholders, upon the recommendation of the Board, approved a new the 2019 Investment Management Agreement which became effective on March 7, 2019. The Investment Management Agreement was effective for two years from the date of approval and now must be annually reapproved by our Board for a one-year period. The 2019 Investment Management Agreement was considered and reapproved by our Board, including a majority of our independent directors, on October 28, 2022. At a meeting of the stockholders convened on May 25, 2023 and reconvened on June 28, 2023, the stockholders approved the New Investment Management Agreement, which became effective on June 30, 2023. The Investment Management Agreement is effective for two years from the date of approval and then must be annually reapproved by our Board for a one-year period. When it considered recommending the approval of the Investment Management Agreement, our Board held a meeting at which it focused on information it received relating to, among other things, (a) the nature, quality and extent of the advisory and other services to be provided to us by our Advisor; (b) comparative data with respect to advisory fees or similar expenses paid by other BDCs with similar investment objectives; (c) our projected expenses and expense ratio compared to BDCs with similar investment objectives; (d) any existing and potential sources of indirect income to our Advisor or the Administrator from their relationships with us and the profitability of those relationships; (e) information about the services to be performed and the personnel performing such services under the Investment Management Agreement; (f) the organizational capability and financial condition of our Advisor and its affiliates; (g) our Advisor's practices regarding the selection and compensation of brokers that may execute our portfolio transactions and the brokers' provision of brokerage and research services to our Advisor; and (h) the possibility of obtaining similar services from other third party service providers or through an internally managed structure.

Based on the information reviewed and its discussions related thereto, our Board, including a majority of the directors who are not interested persons of us, determined that the investment management fee rates payable pursuant to the terms of the Investment Management Agreement were reasonable in relation to the services to be provided.

Duration and termination

Unless terminated earlier as described below, it will continue in effect from year to year if approved annually by our Board including a majority of our directors who are not interested persons or by the affirmative vote of the holders of a majority of our outstanding voting securities and a majority of our directors who are not interested persons. The Investment Management Agreement will automatically terminate in the event of its assignment. The Investment Management Agreement may be terminated by either party without penalty by delivering notice of termination upon not more than 60 days' written notice to the other party. See "Item 1A — Risk Factors — Risks Related to Our Advisor and Affiliates — Our Advisor can resign on 60 days' notice, and we may not be able to find a suitable replacement within that time, resulting in a disruption in our operations that could adversely affect our business, results of operations or financial condition."

Administration Agreement

The Administration Agreement was considered and reapproved by our Board, including a majority of our independent directors, on October 28, 2022 October 27, 2023. Under the Administration Agreement, the Administrator furnishes us with office facilities and equipment, provides us clerical, bookkeeping and record keeping services at such facilities and provides us with other administrative services necessary to conduct our day-to-day operations. We reimburse the Administrator for our allocable portion of overhead and other expenses incurred by the Administrator in performing its obligations under the Administration Agreement, including rent, the fees and expenses associated with performing compliance functions and our allocable portion of the costs of compensation and related expenses of our Chief Financial Officer and Chief Compliance Officer and their respective staffs. The Board reviews the allocation of expenses shared with the Advisor or other clients of the Advisor, if any, on a periodic basis to confirm that the allocations are reasonable and appropriate in light of the provisions of the Investment Management Agreement and Administration Agreement and then-current circumstances.

License agreement

We have entered into a license agreement with Horizon Technology Finance Principals Management LLC fka Horizon Technology Finance, LLC, or HTF, pursuant to which we were granted a non-exclusive, royalty-free right and license to use the service mark "Horizon Technology Finance." Under this agreement, we have a right to use the "Horizon Technology Finance" service mark for so long as the Investment Management Agreement with our Advisor is in effect. Other than with respect to this limited license, we have no legal right to the "Horizon Technology Finance" service mark.

Regulation

We have elected to be regulated as a BDC under the 1940 Act and elected to be treated as a RIC under Subchapter M of the Code. As with other companies regulated by the 1940 Act, a BDC must adhere to certain substantive regulatory requirements. The 1940 Act contains prohibitions and restrictions relating to transactions between BDCs and their affiliates (including any investment advisers or sub-advisers), principal underwriters and affiliates of those affiliates or underwriters and requires that a majority of the directors be persons other than "interested persons," as that term is defined in the 1940 Act. In addition, the 1940 Act provides that we may not change the nature of our business so as to cease to be, or to withdraw our election as, a BDC unless approved by "a majority of our outstanding voting securities" as defined in the 1940 Act. A majority of the outstanding voting securities of a company is defined under the 1940 Act as the lesser of: (1) 67% or more of such company's shares present at a meeting if more than 50% of the outstanding shares

of such company are present or represented by proxy or (2) more than 50% of the outstanding shares of such company. Our bylaws provide for the calling of a special meeting of stockholders at which such action could be considered upon written notice of not less than ten or more than sixty days before the date of such meeting.

We may invest up to 100% of our assets in securities acquired directly from issuers in privately negotiated transactions. With respect to such securities, we may, for the purpose of public resale, be deemed an “underwriter” as that term is defined in the Securities Act of 1933, as amended, or the Securities Act. We do not intend to acquire securities issued by any investment company that exceed the limits imposed by the 1940 Act. Under these limits, except for registered money market funds, we generally cannot acquire more than 3% of the voting stock of any investment company, invest more than 5% of the value of our total assets in the securities of one investment company or invest more than 10% of the value of our total assets in the securities of more than one investment company. With regard to that portion of our portfolio invested in securities issued by investment companies, it should be noted that such investments might subject our stockholders to additional expenses. None of our investment policies are fundamental and any may be changed without stockholder approval.

We may also be prohibited under the 1940 Act from knowingly participating in certain transactions with our affiliates without the prior approval of our directors who are not interested persons and, in some cases, prior approval by the SEC. For example, under the 1940 Act, absent receipt of exemptive relief from the SEC, we and our affiliates may be precluded from co-investing in transactions for which terms other than price are negotiated by our affiliates. As a result of one or more of these situations, we may not be able to invest as much as we otherwise would in certain investments or may not be able to liquidate a position as quickly. On November 27, 2017, the SEC granted us, our Advisor and certain of our affiliates an exemptive relief order permitting us to co-invest with certain affiliated funds in negotiated investments, subject to the terms and conditions of the order.

We expect to be periodically examined by the SEC for compliance with the 1940 Act.

We are required to provide and maintain a bond issued by a reputable fidelity insurance company to protect us against larceny and embezzlement. Furthermore, as a BDC, we are prohibited from protecting any director or officer against any liability to us or our stockholders arising from willful misfeasance, bad faith, gross negligence or reckless disregard of the duties involved in the conduct of such person's office.

We and our Advisor have adopted and implemented written policies and procedures reasonably designed to prevent violation of the federal securities laws and review these policies and procedures annually for their adequacy and the effectiveness of their implementation. We and our Advisor have designated a chief compliance officer to be responsible for administering the policies and procedures.

Qualifying assets

Under the 1940 Act, a BDC may not acquire any asset other than assets of the type listed in section 55(a) of the 1940 Act, which are referred to as qualifying assets, unless, at the time the acquisition is made, qualifying assets represent at least 70% of the company's total assets. The principal categories of qualifying assets relevant to our proposed business are the following:

- Securities purchased in transactions not involving any public offering from the issuer of such securities, which issuer (subject to certain limited exceptions) is an eligible portfolio company, or from any person who is, or has been during the preceding 13 months, an affiliated person of an eligible portfolio company, or from any other person, subject to such rules as may be prescribed by the SEC. An eligible portfolio company is defined in the 1940 Act as any issuer which:
 - is organized under the laws of, and has its principal place of business in, the United States;
 - is not an investment company (other than a small business investment company wholly owned by the BDC) or a company that would be an investment company but for certain exclusions under the 1940 Act; and
 - satisfies any of the following:
 - has a market capitalization of less than \$250 million or does not have any class of securities listed on a national securities exchange;
 - is controlled by a BDC or a group of companies including a BDC, the BDC actually exercises a controlling influence over the management or policies of the eligible portfolio company, and, as a result thereof, the BDC has an affiliated person who is a director of the eligible portfolio company; or
 - is a small and solvent company having total assets of not more than \$4 million and capital and surplus of not less than \$2 million.

- Securities of any eligible portfolio company which we control.
- Securities purchased in a private transaction from a U.S. issuer that is not an investment company or from an affiliated person of the issuer, or in transactions incident thereto, if the issuer is in bankruptcy and subject to reorganization or if the issuer, immediately prior to the purchase of its securities was unable to meet its obligations as they came due without material assistance other than conventional lending or financing arrangements.
- Securities of an eligible portfolio company purchased from any person in a private transaction if there is no ready market for such securities and we already own 60% of the outstanding equity of the eligible portfolio company.
- Securities received in exchange for or distributed on or with respect to securities described above, or pursuant to the exercise of warrants or rights relating to such securities.
- Cash, cash equivalents, U.S. Government securities or high-quality debt securities maturing in one year or less from the time of investment.

The regulations defining qualifying assets may change over time. We may adjust our investment focus as needed to comply with and/or take advantage of any regulatory, legislative, administrative or judicial actions in this area.

Managerial assistance to portfolio companies

A BDC must have been organized and have its principal place of business in the United States and must be operated for the purpose of making investments in the types of securities described in "Qualifying assets." However, in order to count portfolio securities as qualifying assets for the purpose of the 70% test, the BDC must either control the issuer of the securities or must offer to make available to the issuer of the securities (other than small and solvent companies described above) significant managerial assistance. Where the BDC purchases such securities in conjunction with one or more other persons acting together, the BDC will satisfy this test if one of the other persons in the group makes available such managerial assistance. Making available managerial assistance means, among other things, any arrangement whereby the BDC, through its directors, officers or employees, offers to provide, and, if accepted, does so provide, significant guidance and counsel concerning the management, operations or business objectives and policies of a portfolio company.

Issuance of additional shares

We are not generally able to issue and sell our common stock at a price below NAV per share. We may, however, issue and sell our common stock, at a price below the current NAV of the common stock, or issue and sell warrants, options or rights to acquire such common stock, at a price below the current NAV of the common stock if our Board determines that such sale is in our best interest and in the best interests of our stockholders, and our stockholders have approved our policy and practice of making such sales within the preceding 12 months. In any such case, the price at which our securities are to be issued and sold may not be less than a price which, in the determination of our Board, closely approximates the market value of such securities. We have not sought the approval of our stockholders in the preceding 12 months but we may seek approval from our stockholders to offer shares of our common stock below its NAV in the future.

Temporary investments

Pending investment in other types of "qualifying assets," as described above, our investments may consist of cash, cash equivalents, U.S. Government securities or high-quality debt securities maturing in one year or less from the time of investment, which we refer to, collectively, as temporary investments, so that 70% of our assets are qualifying assets. Typically, we invest in highly rated commercial paper, U.S. Government agency notes, U.S. Treasury bills or in repurchase agreements relating to such securities that are fully collateralized by cash or securities issued by the U.S. Government or its agencies. A repurchase agreement involves the purchase by an investor, such as us, of a specified security and the simultaneous agreement by the seller to repurchase it at an agreed-upon future date and at a price which is greater than the purchase price by an amount that reflects an agreed-upon interest rate. There is no percentage restriction on the proportion of our assets that may be invested in such repurchase agreements. However, subject to certain exceptions, if more than 25% of our total assets constitute repurchase agreements from a single counterparty, we generally would not meet the diversification tests in order to qualify as a RIC for federal income tax purposes. Thus, we do not intend to enter into repurchase agreements with a single counterparty in excess of this limit. Our Advisor monitors the creditworthiness of the counterparties with which we enter into repurchase agreement transactions.

Senior securities; derivative securities

We are permitted, under specified conditions, to issue multiple classes of indebtedness and one class of stock senior to our common stock if our asset coverage, as defined in the 1940 Act, is at least equal to 150% immediately after each such issuance. In addition, while any senior securities are outstanding, we must make provisions to prohibit any

distribution to our stockholders or the repurchase of such securities or shares unless we meet the applicable asset coverage requirements at the time of the distribution or repurchase. We may also borrow amounts up to 5% of the value of our total assets for temporary purposes without regard to asset coverage. For a discussion of the risks associated with leverage, see "Item 1A — Risk Factors — General Risk Factors — We borrow money, which magnifies the potential for gain or loss on amounts invested and may increase the risk of investing in us."

The 1940 Act also limits the amount of warrants, options and rights to common stock that we may issue and the terms of such securities.

Code of ethics

We and our Advisor have each adopted a code of ethics pursuant to Rule 17j-1 under the 1940 Act and Rule 204A-1 under the Investment Advisers Act of 1940, as amended, or the Advisers Act, respectively, that establishes procedures for personal investments and restricts certain personal securities transactions. Personnel subject to each code may invest in securities for their personal investment accounts, including securities that may be purchased or held by us, so long as such investments are made in accordance with the relevant code of ethics' requirements. Each code of ethics is published on our website at www.horizontechfinance.com. We intend to disclose any substantive amendments to, or waivers from, the codes of conduct within four business days of the waiver or amendment through a web site posting.

Proxy voting policies and procedures

We have delegated our proxy voting responsibility to our Advisor. The proxy voting policies and procedures of our Advisor are set forth below. The guidelines are reviewed periodically by our Advisor and our independent directors and, accordingly, are subject to change.

Introduction

Our Advisor is registered with the SEC as an investment adviser under the Advisers Act. As an investment adviser registered under the Advisers Act, our Advisor has fiduciary duties to us. As part of this duty, our Advisor recognizes that it must vote client securities in a timely manner free of conflicts of interest and in our best interests and the best interests of our stockholders. Our Advisor's proxy voting policies and procedures have been formulated to ensure decision-making is consistent with these fiduciary duties.

These policies and procedures for voting proxies are intended to comply with Section 206 of, and Rule 206(4)-6 under, the Advisers Act.

Proxy policies

Our Advisor votes proxies relating to our portfolio securities in what our Advisor perceives to be the best interest of our stockholders. Our Advisor reviews on a case-by-case basis each proposal submitted to a stockholder vote to determine its effect on the portfolio securities held by us. Although our Advisor generally votes against proposals that may have a negative effect on our portfolio securities, our Advisor may vote for such a proposal if there exist compelling long-term reasons to do so.

Our Advisor's proxy voting decisions are made by those senior officers who are responsible for monitoring each of our investments. To ensure that a vote is not the product of a conflict of interest, our Advisor requires that (1) anyone involved in the decision-making process disclose to our Chief Compliance Officer any potential conflict that he or she is aware of and any contact that he or she has had with any interested party regarding a proxy vote and (2) employees involved in the decision-making process or vote administration are prohibited from revealing how we intend to vote on a proposal in order to reduce any attempted influence from interested parties.

Proxy voting records

You may obtain information about how we voted proxies by making a written request for proxy voting information to: Chief Compliance Officer, Horizon Technology Finance Corporation, 312 Farmington Avenue, Farmington, Connecticut 06032 or by calling (860) 676-8654.

Sarbanes-Oxley Act of 2002

The Sarbanes-Oxley Act of 2002, as amended, or the Sarbanes-Oxley Act, imposes a wide variety of regulatory requirements on publicly held companies and their insiders. Many of these requirements affect us. For example:

- pursuant to Rule 13a-14 under the Securities Exchange Act of 1934, as amended, or the Exchange Act, our principal executive officer and principal financial officer must certify the accuracy of the financial statements contained in our periodic reports;
- pursuant to Item 307 of Regulation S-K under the Securities Act, our periodic reports must disclose our conclusions about the effectiveness of our disclosure controls and procedures;

- pursuant to Rule 13a-15 under the Exchange Act, our management must prepare an annual report regarding its assessment of our internal control over financial reporting; and
- pursuant to Item 308 of Regulation S-K under the Securities Act and Rule 13a-15 under the Exchange Act, our periodic reports must disclose whether there were significant changes in our internal controls over financial reporting or in other factors that could significantly affect these controls subsequent to the date of their evaluation, including any corrective actions with regard to significant deficiencies and material weaknesses.

The Sarbanes-Oxley Act requires us to review our current policies and procedures to determine whether we comply with the Sarbanes-Oxley Act and the regulations promulgated thereunder. We will continue to monitor our compliance with all regulations under the Sarbanes-Oxley Act and intend to take actions necessary to ensure that we are in compliance therewith.

Nasdaq corporate governance regulations

Nasdaq has adopted corporate governance regulations with which listed companies must comply. We intend to be in compliance with these corporate governance listing standards. We intend to monitor our compliance with all future listing standards and to take all necessary actions to ensure that we are in compliance therewith.

Privacy principles

We are committed to maintaining the privacy of stockholders and to safeguarding our non-public personal information. The following information is provided to help you understand what personal information we collect, how we protect that information and why, in certain cases, we may share information with select other parties.

Generally, we do not receive any nonpublic personal information relating to our stockholders, although certain nonpublic personal information of our stockholders may become available to us. We do not disclose any nonpublic personal information about our stockholders or former stockholders, except as permitted by law or as is necessary in order to service stockholder accounts (for example, to a transfer agent or third party administrator).

We restrict access to nonpublic personal information about our stockholders to our Advisor's employees with a legitimate business need for the information. We maintain physical, electronic and procedural safeguards designed to protect the nonpublic personal information of our stockholders. For a discussion of the risks associated with cyber incidents, see "Item 1A — Risk Factors — General Risk Factors — We are highly dependent on information systems and systems failures could significantly disrupt our business, which may, in turn, negatively affect the market price of our common stock and our ability to pay distributions."

Election to be taxed as a RIC

We have elected to be subject to tax, and intend to qualify annually to maintain our election to be subject to tax, as a RIC under Subchapter M of the Code. To maintain our RIC status, we must, among other requirements, meet certain source-of-income and quarterly asset diversification requirements (as described below). We also must distribute dividends each tax year of an amount generally at least equal to 90% of the sum of our ordinary income and our realized net short-term capital gains (i.e., net short-term capital gains in excess of net long term losses), or investment company taxable income, if any, out of the assets legally available for distribution, which we refer to as the "Annual Distribution Requirement." Although not required for us to maintain our RIC tax status, in order to preclude the imposition of a 4% nondeductible federal excise tax imposed on RICs, we are required to distribute dividends in respect of each calendar year of an amount generally at least equal to the sum of (1) 98% of our ordinary income (taking into account certain deferrals and elections) for the calendar year, (2) 98.2% of the excess of our capital gains over our capital losses, or capital gain net income (adjusted for certain ordinary losses) for the one-year period ending on October 31 of the calendar year and (3) any ordinary income or net capital gains for preceding years that was not distributed during such years and on which we previously did not incur any U.S. federal corporate income tax, or the Excise Tax Avoidance Requirement. In addition, although we may distribute realized net capital gains (i.e., net long-term capital gains in excess of short-term capital losses), if any, at least annually out of the assets legally available for such distributions, we may decide to retain such net capital gains or ordinary income to provide us with additional liquidity. In order to qualify as a RIC, we must:

- maintain an election to be treated as a BDC under the 1940 Act at all times during each tax year;
- meet any applicable securities law requirements, including capital structure requirements;
- derive in each tax year at least 90% of our gross income from dividends, interest, payments with respect to certain securities loans, gains from the sale of stock or other securities, net income from certain qualified publicly traded partnerships or other income derived with respect to our business of investing in such stock or securities, or the Qualifying Income Test; and

- diversify our holdings so that at the end of each quarter of the tax year:
- at least 50% of the value of our assets consists of cash, cash equivalents, U.S. government securities, securities of other RICs, and other securities if such other securities of any one issuer neither represents more than 5% of the value of our assets nor more than 10% of the outstanding voting securities of the issuer; and
- no more than 25% of the value of our assets is invested in the securities, other than U.S. government securities or securities of other RICs, of one issuer or of two or more issuers that are controlled, as determined under applicable tax rules, by us and that are engaged in the same or similar or related trades or businesses or in certain qualified publicly traded partnerships, or the Diversification Tests.

Taxation as a RIC

If we qualify as a RIC, and satisfy the Annual Distribution Requirement, then we will not be subject to entity-level income taxes on the portion of our investment company taxable income as well as any net capital gain (i.e., realized net long-term capital gains in excess of realized net short-term capital losses) we distribute as dividends to stockholders. We may retain for investment all or a portion of our net capital gain. However, if we retain any investment company taxable income or net capital gains, and fail to satisfy the Annual Distribution Requirement, we will be subject to entity-level taxation at regular corporate rates on any amounts retained. If we fail to qualify as a RIC for a period greater than two consecutive tax years, to qualify as a RIC in a subsequent tax year, we may be subject to regular corporate rates on any net built-in gains with respect to certain of our assets (that is, the excess of the aggregate gains, including items of income, over aggregate losses that would have been realized with respect to such assets if we had sold the property at fair market value at the end of the tax year) that we elect to recognize on requalification or when recognized over the next five tax years.

We may be required to recognize taxable income in circumstances in which we do not receive cash. For example, if we hold debt securities that are treated under applicable tax rules as having original issue discount (such as debt instruments with PIK interest or, in certain cases, increasing interest rates or issued with warrants), we must include in income each tax year a portion of the original issue discount that accrues over the life of the debt security, regardless of whether cash representing such income is received by us in the same tax year. Because any original issue discount accrued will be included in our investment company taxable income for the tax year of accrual, we may be required to make a distribution to our stockholders in order to satisfy the Annual Distribution Requirement or the Excise Tax Avoidance Requirement, even though we will not have received any corresponding cash amount.

Gain or loss realized by us from warrants acquired by us, as well as any loss attributable to the lapse of such warrants, generally will be treated as capital gain or loss. Such gain or loss generally will be long-term or short-term, depending on how long we held a particular warrant.

Although we do not presently expect to do so, we are authorized to borrow funds and to sell assets in order to satisfy distribution requirements. However, under the 1940 Act, we are generally not permitted to make distributions to our stockholders while our debt obligations and other senior securities are outstanding unless certain "asset coverage" tests are met. Moreover, our ability to dispose of assets to meet our distribution requirements may be limited by (1) the illiquid nature of our portfolio and/or (2) other requirements relating to our status as a RIC, including the Diversification Tests. If we dispose of assets in order to meet the Annual Distribution Requirement or the Excise Tax Avoidance Requirement, we may make such dispositions at times that, from an investment standpoint, are not advantageous.

Failure to qualify as a RIC

If we fail to satisfy the Annual Distribution Requirement or fail to qualify as a RIC in any tax year, assuming we do not qualify for or take advantage of certain remedial provisions, we will be subject to tax in that year on all of our taxable income, regardless of whether we make any distributions to our stockholders. In that case, all of our income will be subject to corporate-level federal income tax, reducing the amount available to be distributed to our stockholders. In contrast, assuming we qualify as a RIC, our corporate-level federal income tax liability should be substantially reduced or eliminated. See "—Election to be taxed as a RIC" above.

If we are unable to maintain our status as a RIC, we would be subject to tax on all of our taxable income at regular corporate rates. We would not be able to deduct distributions to stockholders, nor would they be required to be made. Distributions would generally be taxable to our stockholders as ordinary distribution income eligible for the 15% or 20% maximum rate to the extent of our current and accumulated earnings and profits. Subject to certain limitations under the Code, dividends paid by us to certain corporate stockholders would be eligible for the dividends received deduction. Distributions in excess of our current and accumulated earnings and profits would be treated first as a return of capital to the extent of the stockholder's tax basis in our common stock, and any remaining distributions would be treated as a capital gain.

Item 1A. Risk Factors

Investing in our securities involves a high degree of risk. In addition to the other information contained in this annual report on Form 10-K, you should consider carefully the following information before making an investment in our securities. The risks set out below are not the only risks we face. If any of the following events occur, our business, financial condition and results of operations could be materially and adversely affected. In such case, our NAV per share and the trading price of our common stock could decline, and you may lose part or all of your investment.

Summary Risk Factors

Investing in our securities involves a high degree of risk. The following is a summary of certain of the principal risks that should be carefully considered before investing in our securities:

- Political, social and economic uncertainty, including uncertainty related to the inflation and the potential global recession, creates and exacerbates risks.
- The capital markets are currently in a period of disruption and economic uncertainty. Such market conditions have materially and adversely affected debt and equity capital markets, which have had, and may continue to have, a negative impact on our business and operations.
- Our operation as a BDC imposes numerous constraints on us and significantly reduces our operating flexibility. In addition, if we fail to maintain our status as a BDC, we might be regulated as a closed-end investment company, which would subject us to additional regulatory restrictions.
- We will be subject to corporate-level U.S. federal income tax on all of our income if we are unable to maintain our qualification for tax treatment as a RIC under Subchapter M of the Code, which would have a material adverse effect on our financial performance.
- We are dependent upon management personnel of our Investment Adviser for our future success.
- Our ability to grow depends on our ability to raise additional capital.
- We borrow money, which may magnify the potential for gain or loss and may increase the risk of investing in us.
- We operate in a highly competitive market for investment opportunities.
- Our Board of Directors may change our investment objective, operating policies and strategies without prior notice or stockholder approval.
- Our Investment Adviser can resign on 60 days' notice. We may not be able to find a suitable replacement within that time, resulting in a disruption in our operations that could adversely affect our financial condition, business and results of operations.
- Our ability to enter into transactions with our affiliates is restricted.
- We are exposed to risks associated with changes in interest rates.
- We are exposed to risks associated with original issue discount and PIK instruments.
- Our investment strategy focuses on investments in development-stage companies in our Target Industries, which are subject to many risks, including volatility, intense competition, shortened product life cycles and periodic downturns, and would be rated below "investment grade."
- The lack of liquidity in our investments may adversely affect our business.
- Declines in market prices and liquidity in the corporate debt markets can result in significant net unrealized depreciation of our portfolio, which in turn would affect our results of operations.
- Investing in our common stock involves an above average degree of risk
- Most of our portfolio companies will need additional capital, which may not be readily available.

We are dependent upon key personnel of our Adviser and our Adviser's ability to hire and retain qualified personnel.

We do not have any employees and are dependent upon the members of our Adviser's senior management, as well as other key personnel for the identification, evaluation, final selection, structuring, closing and monitoring of our investments. These employees have critical industry experience and relationships that we rely on to implement our business plan to originate Venture Loans in our Target Industries. Our future success depends on the continued service of the senior members of our Adviser's management team. If our Adviser were to lose the services of any of the senior members of our Adviser's management team, we may not be able to operate our business as we expect, and our ability to compete could be harmed, either of which could cause our business, results of operations or financial condition to suffer.

In addition, if any two of the **three four** of Mr. Pomeroy, our Chief Executive Officer, Mr. Michaud, our President, **Mr. Devorsetz, our Chief Investment Officer** or Mr. Trolio, our Chief Financial Officer, ceases to be actively involved with us or our Adviser, and is not replaced by an individual satisfactory to Key within 90 days, Key could, absent a waiver or cure, demand repayment of any outstanding obligations under the Key Facility. If any two of the four of Mr. Pomeroy, Mr. Michaud, Mr. Trolio or Mr. Devorsetz **our Chief Investment Officer**, ceases to be actively involved with us, the NYL Noteholders could, absent a waiver or cure, redeem any outstanding obligations under the NYL Facility. In such an event, if we do not have sufficient cash to repay our outstanding obligations, we may be required to sell investments which, due to their illiquidity, may be difficult to sell on favorable terms or at all. We may also be unable to make new investments, cover our existing obligations to extend credit or meet other obligations as they come due, which could adversely impact our results of operations.

Our future success also depends, in part, on our Adviser's ability to identify, attract and retain sufficient numbers of highly skilled employees. If our Adviser is not successful in identifying, attracting and retaining such employees, we may not be able to operate our business as we expect. In addition, our Adviser may in the future manage investment funds with investment objectives similar to ours thereby diverting the time and attention of its investment professionals that we rely on to implement our business plan.

Our Adviser may change or be restructured.

We cannot assure you that the Adviser will remain our investment adviser or that we will continue to have access to our Adviser's investment professionals or its relationships. We would be required to obtain shareholder approval for a new investment management agreement in the event that (1) the Adviser resigns as our investment adviser or (2) a change of control or deemed change of control of the Adviser occurs. We cannot provide assurance that a new investment management agreement or new investment adviser would provide the same or equivalent services on the same or on as favorable of terms as the Investment Management Agreement or the Adviser.

Our Adviser may, from time to time, possess material non-public information regarding our portfolio companies, limiting our investment discretion.

Officers and employees of our Adviser may serve as directors of, or in a similar capacity with, our portfolio companies, the securities of which are purchased or sold on our behalf. If we obtain material non-public information with respect to such portfolio companies, or we become subject to trading restrictions under the internal trading policies of those portfolio companies or as a result of applicable law or regulations, we could be prohibited for a period of time from purchasing or disposing of the securities of such portfolio companies, and this prohibition may have an adverse effect on us.

Our Adviser has significant potential conflicts of interest with us and our stockholders.

As a result of our arrangements with our Adviser, there may be times when our Adviser has interests that differ from those of our stockholders, giving rise to a potential conflict of interest. Our executive officers and directors, as well as the current and future executives and employees of our Adviser, serve or may serve as officers, directors or principals of entities that operate in the same or a related line of business as we do. Accordingly, they may have obligations to investors in those entities, the fulfillment of which might not be in the best interests of our stockholders. In addition, obligations to these other entities may cause our executive officers and directors and those of our Adviser to divert their time and attention away from us or otherwise cause them not to dedicate a significant portion of their time to our businesses which could slow our rate of investment.

In addition, our Adviser manages other funds, and may manage additional funds in the future, that have investment objectives that are similar, in whole or in part, to ours. Our Adviser may determine that an investment is appropriate for us and for one or more of those other funds. In such an event, depending on the availability of the investment and other appropriate factors, our Adviser will endeavor to allocate investment opportunities in a fair and equitable manner and act in accordance with its written allocation policy to address and, if necessary, resolve any conflict of interests. It is also possible that we may not be given the opportunity to participate in these other investment opportunities.

We pay management and incentive fees to our Adviser and reimburse our Adviser for certain expenses it incurs. As a result, investors in our common stock invest on a "gross" basis and receive distributions on a "net" basis after expenses, resulting in a lower rate of return than an investor might achieve through direct investments. Also, the incentive fee payable by us to our Adviser may create an incentive for our Adviser to pursue investments on our behalf that are riskier or more speculative than would be the case in the absence of such compensation arrangements. In addition, if any of the other funds managed by our Adviser have a different fee structure than we do, our Adviser may, in certain

circumstances, have an incentive to devote more time and resources, and/or recommend the allocation of investment opportunities, to such fund. For example, to the extent our Advisor's incentive compensation is not subject to a total return requirement with respect to another fund, it may have an incentive to devote time and resources to such fund.

We have entered into a license agreement with **HTF MCH Holdco** pursuant to which it has agreed to grant us a non-exclusive, royalty-free right and license to use the service mark "Horizon Technology Finance." Under this agreement, we have a right to use the "Horizon Technology Finance" service mark for so long as the Investment Management Agreement is in effect between us and our Advisor. In addition, we pay our Advisor, our allocable portion of overhead and other expenses incurred by our Advisor in performing its obligations under the Administration Agreement, including rent, the fees and expenses associated with performing compliance functions, and our allocable portion of the compensation of our Chief Financial Officer and Chief Compliance Officer and their respective staffs. Any potential conflict of interest arising as a result of our arrangements with our Advisor could have a material adverse effect on our business, results of operations and financial condition.

Our incentive fee may impact our Advisor's structuring of our investments, including by causing our Advisor to pursue speculative investments.

The incentive fee payable by us to our Advisor may create an incentive for our Advisor to pursue investments on our behalf that are riskier or more speculative than would be the case in the absence of such compensation arrangement. The incentive fee payable to our Advisor is calculated based on a percentage of our return on invested capital. This may encourage our Advisor to use leverage to increase the return on our investments. Under certain circumstances, the use of leverage may increase the likelihood of default, which would impair the value of our common stock. In addition, our Advisor receives the incentive fee based, in part, upon net capital gains realized on our investments. Unlike that portion of the incentive fee based on income, there is no hurdle rate applicable to the portion of the incentive fee based on net capital gains. As a result, our Advisor may have an incentive to invest more capital in investments that are likely to result in capital gains as compared to income-producing securities. Such a practice could result in our investing in more speculative investments than would otherwise be the case, which could result in higher investment losses, particularly during economic downturns. In addition, the incentive fee may encourage our Advisor to pursue different types of investments or structure investments in ways that are more likely to result in warrant gains or gains on equity investments, including upon exercise of equity participation rights, which are inconsistent with our investment strategy and disciplined underwriting process.

The incentive fee payable by us to our Advisor may also induce our Advisor to pursue investments on our behalf that have a deferred interest feature, even if such deferred payments would not provide cash necessary to enable us to pay current distributions to our stockholders. Under these investments, we would accrue interest over the life of the investment but would not receive the cash income from the investment until the end of the term. Our net investment income used to calculate the income portion of our investment fee, however, includes accrued interest. Thus, a portion of this incentive fee would be based on income that we have not yet received in cash. In addition, the "catch-up" portion of the incentive fee may encourage our Advisor to accelerate or defer interest payable by portfolio companies from one calendar quarter to another, potentially resulting in fluctuations in the timing and amounts of distributions. Our governing documents do not limit the number of debt investments we may make with deferred interest features or the proportion of our income we derive from such debt investments.

Our ability to enter into transactions with our affiliates is restricted, which may limit the scope of investments available to us.

We are prohibited under the 1940 Act from participating in certain transactions with our affiliates without the prior approval of our independent directors and, in some cases, of the SEC. Any person that owns, directly or indirectly, 5% or more of our outstanding voting securities is our affiliate for purposes of the 1940 Act, and we are generally prohibited from buying or selling any security from or to, or entering into certain "joint" transactions (which could include investments in the same portfolio company) with, such affiliates, absent the prior approval of our independent directors or, in certain cases, the SEC.

Our Advisor is considered to be our affiliate under the 1940 Act, as is any person that controls, or is under common control with us or our Advisor. We are generally prohibited from buying or selling any security from or to, or entering into "joint" transactions with, such affiliates without prior approval of our independent directors and, in some cases, exemptive relief from the SEC.

We may, however, invest alongside other clients of our Advisor in certain circumstances where doing so is consistent with applicable law, SEC staff interpretations and/or exemptive relief issued by the SEC. For example, we may invest alongside such accounts consistent with guidance promulgated by the staff of the SEC permitting us and such other accounts to purchase interests in a single class of privately placed securities so long as certain conditions are met, including that our Advisor, acting on our behalf and on behalf of other clients, negotiates no term other than price. We may also invest alongside our Advisor's other clients as otherwise permissible under regulatory guidance and applicable regulations. Such investments will be allocated in accordance with our Advisor's allocation policy, and this allocation policy is periodically approved by our Advisor and reviewed by our independent directors. We expect that allocation determinations will be made similarly for other accounts sponsored or managed by our Advisor. If sufficient securities or loan amounts are available to satisfy our and each such account's proposed demand, we expect that the opportunity will be allocated in accordance with our Advisor's pre-transaction determination; however, if insufficient securities or loan amounts are available, the opportunity will generally be allocated pro rata based on each affiliate's initial allocation in the asset class being allocated. We cannot assure you that investment opportunities will be allocated to us fairly or equitably in the short-term or over time.

On November 27, 2017, we were granted exemptive relief from the SEC that permits greater flexibility to negotiate the terms of co-investments if our Board determines in advance that it would be advantageous for us to co-invest with other accounts sponsored or managed by our Advisor in a manner consistent with our investment objective,

positions, policies, strategies and restrictions, as well as regulatory requirements and other relevant factors. We cannot assure you, however, that we will develop opportunities that comply with such limitations.

In situations where co-investment with other accounts managed by our Advisor is not permitted or appropriate, our Advisor will need to decide which client will proceed with the investment. Our Advisor's allocation policy provides, in such circumstances, for investments to be allocated to assure that all clients have fair and equitable access to such investment opportunities over time. Moreover, except in certain circumstances, we will be unable to invest in any issuer in which a fund managed by our Advisor has previously invested. Similar restrictions limit our ability to transact business with our officers or directors or their affiliates. These restrictions may limit the scope of investment opportunities that would otherwise be available to us.

The valuation process for certain of our portfolio holdings creates a conflict of interest.

The majority of our portfolio investments are expected to be made in the form of securities that are not publicly traded. As a result, our Advisor, subject to Board oversight, will determine the fair value of these securities in good faith as described above in "— Because many of our investments typically are not and will not be in publicly traded securities, the value of our investments may not be readily determinable, which could adversely affect the determination of our NAV." In connection with that determination, investment professionals from the Advisor may rely on portfolio company valuations based upon the most recent portfolio company financial statements available and projected financial results of each portfolio company. The participation of the Advisor's investment professionals in our valuation process could result in a conflict of interest as the Advisor's management fee is based, in part, on our gross assets less cash and cash equivalents, and our incentive fees will be based, in part, on unrealized appreciation and depreciation on our investments.

Our Advisor's liability is limited, and we have agreed to indemnify our Advisor against certain liabilities, which may lead our Advisor to act in a riskier manner on our behalf than it would when acting for its own account.

Under the Investment Management Agreement, our Advisor does not assume any responsibility to us other than to render the services called for under that agreement, and it is not responsible for any action of our Board in following or declining to follow our Advisor's advice or recommendations. Under the terms of the Investment Management Agreement, our Advisor, its officers, members, personnel and any person controlling or controlled by our Advisor are not liable to us, any subsidiary of ours, our directors, our stockholders or any subsidiary's stockholders or partners for acts or omissions performed in accordance with and pursuant to the Investment Management Agreement, except those resulting from acts constituting gross negligence, willful misconduct, bad faith or reckless disregard of our Advisor's duties under the Investment Management Agreement. In addition, we have agreed to indemnify our Advisor and each of its officers, directors, members, managers and employees from and against any claims or liabilities, including reasonable legal fees and other expenses reasonably incurred, arising out of or in connection with our business and operations or any action taken or omitted on our behalf pursuant to authority granted by the Investment Management Agreement, except where attributable to gross negligence, willful misconduct, bad faith or reckless disregard of such person's duties under the Investment Management Agreement. These protections may lead our Advisor to act in a riskier manner when acting on our behalf than it would when acting for its own account.

We cannot predict how new tax legislation will affect us, our investments, or our stockholders, and any such legislation could adversely affect our business.

Legislative or other actions relating to taxes could have a negative effect on us. The rules dealing with U.S. federal income taxation are constantly under review by persons involved in the legislative process and by the Internal Revenue Service and the U.S. Treasury Department. The Biden Administration has proposed significant changes to the existing U.S. tax rules, and there are a number of proposals in Congress that would similarly modify the existing U.S. tax rules. The likelihood of any such legislation being enacted is uncertain, but new legislation and any U.S. Treasury regulations, administrative interpretations or court decisions interpreting such legislation could significantly and negatively affect our ability to qualify for tax treatment as a RIC or the U.S. federal income tax consequences to us and our stockholders of such qualification, or could have other adverse consequences. Stockholders are urged to consult with their tax advisor regarding tax legislative, regulatory, or administrative developments and proposals and their potential effect on an investment in our common stock.

If we are unable to manage our future growth effectively, we may be unable to achieve our investment objective, which could adversely affect our business, results of operations and financial condition and cause the value of your investment in us to decline.

Our ability to achieve our investment objective depends on our ability to achieve and sustain growth, which depends, in turn, on our Advisor's direct origination capabilities and disciplined underwriting process in identifying, evaluating, financing, investing in and monitoring suitable companies that meet our investment criteria. Accomplishing this result on a cost-effective basis is largely a function of our Advisor's marketing capabilities, management of the investment process, ability to provide efficient services and access to financing sources on acceptable terms. In addition to monitoring the performance of our existing investments, our Advisor may also be called upon to provide managerial assistance to our portfolio companies. These demands on their time may distract them or slow the rate of investment. If we fail to manage our future growth effectively, our business, results of operations and financial condition could be materially adversely affected and the value of your investment in us could decrease.

Our business plan and growth strategy depend to a significant extent upon our Advisor's referral relationships. If our Advisor is unable to develop new or maintain existing relationships, or if these relationships fail to generate investment opportunities, our business could be materially adversely affected.

We have historically depended on our Advisor's referral relationships to generate investment opportunities. For us to achieve our future business objectives, members of our Advisor need to maintain these relationships with venture capital and private equity firms and management teams and legal firms, accounting firms, investment banks and other lenders, and we rely to a significant extent upon these relationships to provide us with investment opportunities. If they fail to maintain their existing relationships or develop new relationships with other firms or sources of investment opportunities, we may not be able to grow our investment portfolio. In addition, persons with whom our Advisor has relationships are not obligated to provide us with investment opportunities, and, therefore, there is no assurance that such relationships will lead to the origination of debt or other investments.

Our Advisor can resign on 60 days' notice, and we may not be able to find a suitable replacement within that time, resulting in a disruption in our operations that could adversely affect our business, results of operations or financial condition.

Under our Investment Management Agreement and our Administration Agreement, our Advisor has the right to resign at any time, upon not more than 60 days' written notice, whether we have found a replacement or not. If our Advisor resigns, we may not be able to find a new investment adviser or administrator or hire internal management with similar expertise and ability to provide the same or equivalent services on acceptable terms within 60 days, or at all. If we are unable to do so, our operations are likely to be disrupted, our business, results of operations and financial condition and our ability to pay distributions may be adversely affected and the market price of our shares may decline. In addition, the coordination of our internal management and investment activities is likely to suffer if we are unable to identify and reach an agreement with a single institution or group of executives having the expertise possessed by our Advisor and its affiliates. Even if we are able to retain comparable management, whether internal or external, the integration of new management and their lack of familiarity with our investment objective may result in additional costs and time delays that may adversely affect our business, results of operations or financial condition.

Risks Related to Our Investments

Our stockholders are not able to evaluate our future investments.

Our future investments will be selected by our Advisor, subject to the approval of its investment committee. Our stockholders do not have input into our Advisor's investment decisions. As a result, our stockholders are unable to evaluate any of our future portfolio company investments. These factors increase the uncertainty, and thus the risk, of investing in our securities.

We are a non-diversified investment company within the meaning of the 1940 Act, and therefore we generally are not limited with respect to the proportion of our assets that may be invested in securities of a single issuer.

We are classified as a non-diversified investment company within the meaning of the 1940 Act, which means that we are not limited by the 1940 Act with respect to the proportion of our assets that we may invest in securities of a single issuer, excluding limitations on stake holdings in investment companies. Beyond our income tax diversification requirements, we do not have fixed guidelines for diversification, and our investments could be focused on relatively few portfolio companies. Although we are classified as a non-diversified investment company within the meaning of the 1940 Act, we maintain the flexibility to operate as a diversified investment company and have done so for an extended period of time. To the extent that we continue to operate as a non-diversified investment company in the future, we may be subject to greater risk.

To the extent that we assume large positions in the securities of a small number of issuers, our NAV may fluctuate to a greater extent than that of a diversified investment company as a result of changes in the financial condition or the market's assessment of the issuer. If a significant investment in one or more portfolio companies fails to perform as expected, our financial results could be more negatively affected and the magnitude of the loss could be more significant than if we had made smaller investments in more portfolio companies. We may also be more susceptible to any single economic or regulatory occurrence than a diversified investment company.

Our portfolio may be focused on a limited number of industries, which will subject us to a risk of significant loss if there is a downturn in a particular industry.

Our portfolio may be focused on a limited number of industries. As a result, a downturn in any particular industry in which we are invested could also significantly impact the aggregate returns we realize. Our Target Industries are susceptible to changes in government policy and economic assistance, which could adversely affect the returns we receive.

Elevated interest rates affect our portfolio companies in a number of important and deleterious ways. Portfolio companies that did not anticipate either the rapidity of the increase in interest rates or the current rate level may have to adjust their business plan and operations to meet their debt obligations. Additionally, in the current elevated interest rate environment, venture capital funds may have greater difficulty raising capital to deploy. As such, there is less available capital for our portfolio companies to fund growth or extend their runways while developing their products, including, but not limited to, receiving approvals from government agencies. Without the injection of new venture capital, these companies are more likely to fail, potentially resulting in the loss of all or part of our investment.

If our investments do not meet our performance expectations, you may not receive distributions.

We intend to make distributions of income on a monthly basis to our stockholders. We may not be able to achieve operating results that will allow us to make distributions at a specific level or increase the amount of these distributions from time to time. In addition, due to the asset coverage test applicable to us as a BDC, we may be limited in our ability to make distributions. Also, restrictions and provisions in any existing or future credit facilities may limit our ability to make distributions. If we do not distribute a certain percentage of our income each tax year as dividends to stockholders, we will suffer adverse tax consequences, including the possible loss of our ability to be subject to tax as a RIC.

Most of our portfolio companies will need additional capital, which may not be readily available.

Our portfolio companies typically require substantial additional financing to satisfy their continuing working capital and other capital requirements and service the interest and principal payments on our investments. We cannot predict the circumstances or market conditions under which our portfolio companies will seek additional capital. Each round of institutional equity financing is typically intended to provide a company with only enough capital to reach the next stage of development. It is possible that one or more of our portfolio companies will not be able to raise additional financing or may be able to do so only at a price or on terms that are unfavorable to the portfolio company, either of which would negatively impact our investment returns. Some of these companies may be unable to obtain sufficient financing from private investors, public capital markets or lenders, thereby requiring these companies to cease or curtail business operations. Accordingly, investing in these types of companies generally entails a higher risk of loss than investing in companies that do not have significant incremental capital raising requirements.

Our failure to make follow-on investments in our portfolio companies could impair the value of our portfolio.

Following an initial investment in a portfolio company, we may have opportunities to make additional investments in that portfolio company as “follow-on” investments, in seeking to:

- increase or maintain in whole or in part our position as a creditor or equity ownership percentage in a portfolio company;
- exercise warrants, options or convertible securities that were acquired in the original or subsequent financing; or
- preserve or enhance the value of our investment.

We have discretion to make follow-on investments, subject to the availability of capital resources. Failure on our part to make follow-on investments may, in some circumstances, jeopardize the continued viability of a portfolio company and our initial investment, or may result in a missed opportunity for us to increase our participation in a successful portfolio company. Even if we have sufficient capital to make a desired follow-on investment, we may elect not to make a follow-on investment because we may not want to increase our level of risk, because we prefer other opportunities or because of regulatory or other considerations. Our ability to make follow-on investments may also be limited by our Advisors' allocation policy.

Further, follow-on investments are subject to burdensome restrictions under the 1940 Act if an affiliated fund is already invested in a portfolio company. Such restrictions could prevent us from capitalizing on an otherwise attractive opportunity.

Economic recessions or downturns could adversely affect our business and that of our portfolio companies which may have an adverse effect on our business, results of operations and financial condition.

General economic conditions may affect our activities and the operation and value of our portfolio companies. Economic slowdowns or recessions may result in a decrease of institutional equity investment, which would limit our lending opportunities. Furthermore, many of our portfolio companies are susceptible to economic or industry centric slowdowns or recessions and may be unable to repay our debt investments during these periods. Therefore, our non-performing assets are likely to increase and the value of our portfolio is likely to decrease during these periods. Adverse economic conditions may also decrease the value of collateral securing some of our debt investments and the value of our equity investments. Economic slowdowns or recessions could lead to financial losses in our portfolio and a material decrease in revenues, net income and assets. Unfavorable economic conditions could also increase our funding costs, limit our access to the capital markets or result in a decision by lenders not to extend credit to us.

A portfolio company's failure to satisfy financial or operating covenants imposed by us or other lenders could lead to defaults and, potentially, termination of its loans and foreclosure on its secured assets, which could trigger cross-defaults under other agreements and jeopardize the portfolio company's ability to meet its obligations under the loans that we hold. We may incur expenses to the extent necessary to recover our investment upon default or to negotiate new terms with a defaulting portfolio company. These events could harm our financial condition and operating results.

A period of market disruption may have a material adverse effect on our business, financial condition, results of operations and cash flows. In addition, unfavorable economic conditions, including rising interest rates, may also increase our funding costs, limit our access to capital markets or negatively impact our ability to obtain financing, particularly from the debt markets.

Our investment strategy focuses on investments in development-stage companies in our Target Industries, which are subject to many risks, including volatility, intense competition, shortened product life cycles and periodic downturns, and would be rated below “investment grade.”

We intend to invest, under normal circumstances, most of the value of our total assets (including the amount of any borrowings for investment purposes) in development-stage companies, which may have relatively limited operating histories, in our Target Industries. Many of these companies may have narrow product lines and small market shares, compared to larger established, publicly owned firms, which tend to render them more vulnerable to competitors' actions and market conditions, as well as general economic downturns. The revenues, income (or losses) and valuations of development-stage companies in our Target Industries can and often do fluctuate suddenly and dramatically. For these reasons, investments in our portfolio companies, if rated by one or more ratings agency, would typically be rated below “investment grade,” which refers to securities rated by ratings agencies below the four highest rating categories. These companies may also have more limited access to capital and higher funding costs. **In volatile interest rate environments, these companies may not have adequate access to funding to meet their capital needs. Consequently, these companies are more likely to face bankruptcy or insolvency proceedings, reducing the return on, or the recovery of, our investment. This could, in turn, materially adversely affect our business, financial condition and results of operations.** In addition, development-stage technology markets are generally characterized by abrupt business cycles and intense competition, and the competitive environment can change abruptly due to rapidly evolving technology. Therefore, our portfolio companies may face considerably more risk than companies in other industry sectors. Accordingly, these factors could impair their cash flow or result in other events, such as bankruptcy, which could limit their ability to repay their obligations to us and may materially adversely affect the return on, or the recovery of, our investments in these businesses.

Because of rapid technological change, the average selling prices of products and some services provided by development-stage companies in our Target Industries have historically decreased over their productive lives. These decreases could adversely affect their operating results and cash flow, their ability to meet obligations under their debt securities and the value of their equity securities. This could, in turn, materially adversely affect our business, financial condition and results of operations.

Any unrealized depreciation we experience on our debt investments may be an indication of future realized losses, which could reduce our income available for distribution.

As a BDC, we are required to carry our investments at fair value, which is the market value of our investments or, if no market value is ascertainable, at the fair value as determined in good faith pursuant to procedures approved by our Board in accordance with our valuation policy. We are not permitted to maintain a reserve for debt investment losses. Decreases in the fair values of our investments, which can occur rapidly based upon developments affecting our portfolio companies, are recorded as unrealized depreciation. Any unrealized depreciation in our debt investments could be an indication of a portfolio company's inability to meet its repayment obligations to us with respect to the affected debt investments. This could result in realized losses in the future and ultimately reduces our income available for distribution in future periods.

If the assets securing the debt investments we make decrease in value, we may not have sufficient collateral to cover losses and may experience losses upon foreclosure.

We believe our portfolio companies generally are and will be able to repay our debt investments from their available capital, from future capital-raising transactions or from cash flow from operations. However, to mitigate our credit risks, we typically take a security interest in all or a portion of the assets of our portfolio companies. There is a risk that the collateral securing our debt investments may decrease in value over time, may be difficult to appraise or sell in a timely manner and may fluctuate in value based upon the business and market conditions, including as a result of an inability of the portfolio company to raise additional capital, and, in some circumstances, our lien could be subordinated to claims of other creditors. In addition, deterioration of a portfolio company's financial condition and prospects, including its inability to raise additional capital, may be accompanied by deterioration of the value of the collateral for the debt investment. Consequently, although such debt investment is secured, we may not receive principal and interest payments according to the debt investment's terms and the value of the collateral may not be sufficient to recover our investment should we be forced to enforce our remedies.

In addition, because we invest in development-stage companies in our Target Industries, a substantial portion of the assets securing our investment may be in the form of intellectual property, if any, inventory, equipment, cash and accounts receivables. Intellectual property, if any, which secures a debt investment could lose value if the company's rights to the intellectual property are challenged or if the company's license to the intellectual property is revoked or expires. In addition, in lieu of a security interest in a portfolio company's intellectual property we may sometimes obtain a security interest in all assets of the portfolio company other than intellectual property and also obtain a commitment by the portfolio company not to grant liens to any other creditor on the company's intellectual property. In these cases, we may have additional difficulty recovering our principal in the event of a foreclosure. Similarly, any equipment securing our debt investments may not provide us with the anticipated security if there are changes in technology or advances in new equipment that render the particular equipment obsolete or of limited value or if the company fails to adequately maintain or repair the equipment. Any one or more of the preceding factors could materially impair our ability to recover principal in a foreclosure, which may adversely affect our ability to pay distributions in the future.

We may choose to waive or defer enforcement of covenants in the debt securities held in our portfolio, which may cause us to lose all or part of our investment in these companies.

We structure the debt investments in our portfolio companies to include business and financial covenants placing affirmative and negative obligations on the operation of such companies' business and financial condition. However, from time to time we may elect to waive breaches of these covenants, including our right to payment, or waive or defer enforcement of remedies, such as acceleration of obligations or foreclosure on collateral, depending upon the financial condition and prospects of the particular portfolio company. These actions may reduce the likelihood of our receiving the full amount of future payments of interest or principal and be accompanied by a deterioration in the value of the underlying collateral as many of these companies may have limited financial resources, may be unable to meet future obligations and may go bankrupt. These events could harm our financial condition and operating results.

The lack of liquidity in our investments may adversely affect our business, and if we need to sell any of our investments, we may not be able to do so at a favorable price. As a result, we may suffer losses.

We plan to generally invest in debt investments with terms of up to four years and hold such investments until maturity, unless earlier prepaid, and we do not expect that our related holdings of equity securities will provide us with liquidity opportunities in the near-term. We expect to primarily invest in companies whose securities are not publicly-traded, and whose securities are subject to legal and other restrictions on resale or are otherwise less liquid than publicly traded securities. The illiquidity of these investments may make it difficult for us to sell these investments when desired. We may also face other restrictions on our ability to liquidate an investment in a public portfolio company to the extent that we possess material non-public information regarding the portfolio company. In addition, if we are required to liquidate all or a portion of our portfolio quickly, we may realize significantly less than the value at which we had previously recorded these investments. As a result, we do not expect to dispose of our investments in the near term. However, we may be required to do so in order to maintain our qualification as a BDC and as a RIC if we do not satisfy one or more of the applicable criteria under the respective regulatory frameworks. Because most of our investments are illiquid, we may be unable to dispose of them, in which case we could fail to qualify as a RIC and/or BDC, or we may not be able to dispose of them at favorable prices, and as a result, we may suffer losses.

The disposition of our debt investments may result in contingent liabilities.

In connection with the disposition of a debt investment, we may be required to make representations about the business and financial affairs of the portfolio company typical of those made in connection with the sale of a business. We may also be required to indemnify the purchasers of such debt investment to the extent that any such representations turn out to be inaccurate or with respect to potential liabilities. These arrangements may result in contingent liabilities that ultimately result in funding obligations that we must satisfy through our return of distributions previously made to us.

Our portfolio companies may incur debt that ranks equally with, or senior to, our investments in such companies.

We plan to invest primarily in debt investments issued by our portfolio companies. Some of our portfolio companies are permitted to have other debt that ranks equally with, or senior to, our debt investments in the portfolio company. By their terms, these debt instruments may provide that the holders thereof are entitled to receive payment of interest or principal on or before the dates on which we are entitled to receive payments in respect of our debt investments. These debt instruments may prohibit the portfolio companies from paying interest on or repaying our investments in the event of, and during, the continuance of a default under the debt instruments. In addition, in the event of insolvency, liquidation, dissolution, reorganization or bankruptcy of a portfolio company, holders of debt instruments ranking senior to our investment in that portfolio company would typically be entitled to receive payment in full before we receive any payment in respect of our investment. After repaying senior creditors, a portfolio company may not have any remaining assets to use for repaying its obligation to us. In the case of debt ranking equally with our debt investments, we would have to share on a pro rata basis any distributions with other creditors holding such debt in the event of an insolvency, liquidation, dissolution, reorganization or bankruptcy.

There may be circumstances where our debt investments could be subordinated to claims of other creditors, or we could be subject to lender liability claims.

Even though certain of our investments are structured as senior debt investments, if one of our portfolio companies were to go bankrupt, depending on the facts and circumstances, including the extent to which we actually provided managerial assistance to that portfolio company, a bankruptcy court might recharacterize our debt investment and subordinate all or a portion of our claim to that of other creditors or an out-of-court restructuring might enable other lenders to become effectively senior to our claims. We may also be subject to lender liability claims for actions taken by us with respect to a portfolio company's business, including in rendering significant managerial assistance, or instances where we exercise control over the portfolio company.

An investment strategy that primarily includes investments in privately held companies presents certain challenges, including a lack of available information about these companies, a dependence on the talents and efforts of only a few key portfolio company personnel and a greater vulnerability to economic downturns.

We currently invest, and plan to invest, in privately held companies. Generally, very little public information exists about these companies, and we are required to rely on the ability of our Advisor to obtain adequate information to evaluate the potential returns from investing in these companies. If we are unable to uncover all material information about

these companies, we may not make a fully informed investment decision, and we may lose money on our investments. Also, privately held companies frequently have less diverse product lines and a smaller market presence than larger competitors. Thus, they are generally more vulnerable to economic downturns and may experience substantial variations in operating results. These factors could affect our investment returns.

In addition, our success depends, in large part, upon the abilities of the key management personnel of our portfolio companies, who are responsible for the day-to-day operations of our portfolio companies. Competition for qualified personnel is intense at any stage of a company's development. The loss of one or more key managers can hinder or delay a company's implementation of its business plan and harm its financial condition. Our portfolio companies may not be able to attract and retain qualified managers and personnel. Any inability to do so may negatively affect our investment returns.

The borrowing needs of our portfolio companies are unpredictable, especially during a challenging economic environment. We may not be able to meet our unfunded commitments to extend credit, which could have a material adverse effect on our reputation in the market and our ability to generate incremental lending activity and may subject us to lender liability claims.

A commitment to extend credit is an agreement to lend funds to our portfolio companies as long as there is no violation of any condition established under the agreement. Because of the credit profile of our portfolio companies, we typically have a substantial amount of total unfunded credit commitments, which amount is not reflected on our balance sheet. The actual borrowing needs of our portfolio companies may exceed our expected funding requirements, especially during a challenging economic environment when our portfolio companies may be more dependent on our credit commitments due to the lack of available credit elsewhere, an increasing cost of credit or the limited availability of equity financing from venture capital firms or otherwise. In addition, limited partner investors of some of our portfolio companies may fail to meet their underlying investment commitments due to liquidity or other financing issues, which may increase our portfolio companies' borrowing needs. Any failure to meet our unfunded credit commitments in accordance with the actual borrowing needs of our portfolio companies may have a material adverse effect on our reputation in the market and our ability to generate incremental lending activity and may subject us to lender liability claims.

We may hold the debt securities of leveraged companies that may, due to the significant volatility of such companies, experience bankruptcy or similar financial distress.

Leveraged companies may experience bankruptcy, receivership or similar financial distress. The debt investments of distressed companies may not produce income, may require us to bear certain expenses or to make additional advances in order to protect our investment and may subject us to uncertainty as to when, in what manner (e.g., through liquidation, reorganization, receivership or bankruptcy) and for what value such distressed debt will eventually be satisfied. Proceeds received from such proceedings may not be income that satisfies the Qualifying Income Test for RICs and may not be in an amount sufficient to repay such expenses or advances. In the event that a plan of reorganization is adopted or a receivership is established, in exchange for the debt investment we currently hold, we may receive non-cash proceeds, including equity securities or license or royalty agreements with contingent payments, which may require significantly more of our management's time and attention. In addition, if we take control of a distressed company in connection with a reorganization, it could require additional costs and significant amounts of our management's time and attention.

If a portfolio company enters a bankruptcy process, we will be subject to a number of significant inherent risks. Many events in a bankruptcy proceeding are the product of contested matters and adversarial proceedings and are beyond the control of the creditors. A bankruptcy filing by an issuer may adversely and permanently affect the issuer. If the proceeding is converted to a liquidation, the value of the issuer may not equal the liquidation value that was believed to exist at the time of the investment. The duration of a bankruptcy proceeding is also difficult to predict, and a creditor's return on investment can be adversely affected by delays until the plan of reorganization or liquidation ultimately becomes effective. The administrative costs of a bankruptcy proceeding are frequently high and would be paid out of the debtor's estate prior to any return to creditors. Because the standards for classification of claims under bankruptcy law are vague, our influence with respect to the class of securities or other obligations we own may be lost by increases in the number and amount of claims in the same class or by different classification and treatment. In the early stages of the bankruptcy process, it is often difficult to estimate the extent of, or even to identify, any contingent claims that might be made. In addition, certain claims that have priority by law (for example, claims for taxes) may be substantial. **We may be forced to write down the fair market value of investments we hold in companies experiencing bankruptcy proceedings or other financial distress.**

Prepayments of our debt investments by our portfolio companies could adversely impact our results of operations and reduce our return on equity.

We are subject to the risk that the investments we make in our portfolio companies may be repaid prior to maturity. For example, most of our debt investments have historically been repaid prior to maturity by our portfolio companies. At the time of a liquidity event, such as a sale of the business, refinancing or public offering, many of our portfolio companies have availed themselves of the opportunity to repay our debt investments prior to maturity. Our investments generally allow for repayment at any time subject to certain penalties. When this occurs, we generally reinvest these proceeds in temporary investments, pending their future investment in new portfolio companies. These temporary investments have substantially lower yields than the debt being prepaid, and we could experience significant delays in reinvesting these amounts. Any future investment in a new portfolio company may also be at lower yields than the debt that was repaid. As a result, our results of operations could be materially adversely affected if one or more of our

portfolio companies elects to prepay amounts owed to us. Additionally, prepayments could negatively impact our return on equity, which could result in a decline in the market price of our common stock.

Our business and growth strategy could be adversely affected if government regulations, priorities and resources impacting the industries in which our portfolio companies operate change.

Some of our portfolio companies operate in industries that are highly regulated by federal, state and/or local agencies. Changes in existing laws, rules or regulations, or judicial or administrative interpretations thereof, or uncertainty regarding such changes or new laws, rules or regulations could have an adverse impact on the business and industries of our portfolio companies. In addition, changes in government priorities or limitations on government resources could also adversely impact our portfolio companies. We are unable to predict whether any such changes in laws, rules or regulations will occur and, if they do occur, the impact of these changes on our portfolio companies and our investment returns.

Our portfolio companies operating in the technology industry are subject to risks particular to that industry.

As part of our investment strategy, we have invested, and plan to invest in the future, in companies in the technology industry. Such portfolio companies face intense competition as their businesses are rapidly evolving and intensely competitive, and are subject to changing technology, shifting user needs, and frequent introductions of new products and services. The growth of certain technology sectors in which we focus (such as communications, networking, data storage, software, cloud computing, and internet and media) into a variety of new fields implicates new regulatory issues and may result in our portfolio companies in such sectors being subject to new regulations.

Portfolio companies in the technology industry may also have a limited number of suppliers of necessary components or a limited number of manufacturers for their products, and therefore face a risk of disruption to their manufacturing process if they are unable to find alternative suppliers when needed. In addition, litigation regarding intellectual property rights is common in the sectors of the technology industry in which we focus. See “—If our portfolio companies are unable to protect their intellectual property rights, our business and prospects could be harmed, and if portfolio companies are required to devote significant resources to protecting their intellectual property rights, the value of our investment could be reduced.” Any of these factors could materially and adversely affect the operations of a portfolio company in this industry and, in turn, impair our ability to timely collect principal and interest payments owed to us.

Our portfolio companies operating in the life science industry are subject to extensive government regulation and certain other risks particular to that industry.

As part of our investment strategy, we have invested, and plan to invest in the future, in companies in the life science industry.

Such portfolio companies are subject to extensive regulation by the Food and Drug Administration and to a lesser extent, other federal and state agencies. If any of these portfolio companies fail to comply with applicable regulations, they could be subject to significant penalties and claims that could materially and adversely affect their operations. In addition, new laws, regulations or judicial interpretations of existing laws and regulations might adversely affect a portfolio company in this industry.

The successful and timely implementation of the business model of life science companies depends on their ability to adapt to changing technologies and introduce new products. The success of new product offerings will depend, in turn, on many factors, including the ability to properly anticipate and satisfy customer needs, obtain regulatory approvals on a timely basis, develop and manufacture products in an economic and timely manner, obtain or maintain advantageous positions with respect to intellectual property, and differentiate products from those of competitors.

Further, the development of products (including medical devices or drugs) by life science companies requires significant research and development, clinical trials and regulatory approvals. The results of product development efforts may be affected by a number of factors, including the ability to innovate, develop and manufacture new products, complete clinical trials, obtain regulatory approvals and reimbursement by insurers in the United States (including Medicare and Medicaid) and abroad, or gain and maintain market approval of products. In addition, patents attained by others can preclude or delay the commercialization of a product. There can be no assurance that any products now in development will achieve technological feasibility, obtain regulatory approval, or gain market acceptance. Failure can occur at any point in the development process, including after significant funds have been invested. Products may fail to reach the market or may have only limited commercial success because of efficacy or safety concerns, failure to achieve positive clinical outcomes, inability to obtain necessary regulatory approvals, failure to achieve market adoption, limited scope of approved uses, excessive costs to manufacture, failure to establish or maintain intellectual property rights, infringement by others of a company's intellectual property rights, or infringement by a company of intellectual property rights of others.

Portfolio companies in the life science industry may also have a limited number of suppliers of necessary components or a limited number of manufacturers for their products, and therefore face a risk of disruption to their manufacturing process if they are unable to find alternative suppliers when needed. Any of these factors could materially and adversely affect the operations of a portfolio company in this industry and, in turn, impair our ability to timely collect principal and interest payments owed to us.

Our portfolio companies operating in the healthcare information and services industry are subject to extensive government regulation and certain other risks particular to that industry.

As part of our investment strategy, we have invested, and plan to invest in the future, in companies in the healthcare information and services industry. Such portfolio companies provide technology to companies that are subject to extensive regulation, including Medicare and Medicaid payment rules and regulation, the False Claims Act and federal and state laws regarding the collection, use and disclosure of patient health information and the storage, handling and administration of pharmaceuticals. If any of our portfolio companies or the companies to which they provide such technology fail to comply with applicable regulations, they could be subject to significant penalties and claims that could materially and adversely affect their operations. Portfolio companies in the healthcare information or services industry are also subject to the risk that changes in applicable regulations will render their technology obsolete or less desirable in the marketplace.

Portfolio companies in the healthcare information and services industry may also have a limited number of suppliers of necessary components or a limited number of manufacturers for their products, and therefore face a risk of disruption to their manufacturing process if they are unable to find alternative suppliers when needed. Any of these factors could materially and adversely affect the operations of a portfolio company in this industry and, in turn, impair our ability to timely collect principal and interest payments owed to us.

Our investments in the sustainability industry are subject to many risks, including volatility, intense competition, unproven technologies, periodic downturns and potential litigation.

Our investments in sustainability companies are subject to substantial operational risks, such as underestimated cost projections, unanticipated operation and maintenance expenses, loss of government subsidies, and inability to deliver cost-effective alternative energy solutions compared to traditional energy products. In addition, energy companies employ a variety of means of increasing cash flow, including increasing utilization of existing facilities, expanding operations through new construction or acquisitions, or securing additional long-term contracts. Thus, some energy companies may be subject to construction risk, acquisition risk or other risks arising from their specific business strategies. Furthermore, production levels for solar, wind and other renewable energies may be dependent upon adequate sunlight, wind, or biogas production, which can vary from market to market and period to period, resulting in volatility in production levels and profitability. In addition, our sustainability companies may have narrow product lines and small market shares, which tend to render them more vulnerable to competitors' actions and market conditions, as well as to general economic downturns. The revenues, income (or losses) and valuations of sustainability companies can and often do fluctuate suddenly and dramatically and the markets in which sustainability companies operate are generally characterized by abrupt business cycles and intense competition. Demand for sustainability and renewable energy is also influenced by the available supply and prices for other energy products, such as coal, oil and natural gas. A decrease in prices in these energy products could reduce demand for alternative energy. Sustainability companies face potential litigation, including significant warranty and product liability claims, as well as class action and government claims. Such litigation could adversely affect the business and results of operations of our sustainability portfolio companies.

Sustainability companies are subject to extensive government regulation and certain other risks particular to the sectors in which they operate and our business and growth strategy could be adversely affected if government regulations, priorities and resources impacting such sectors change or if our portfolio companies fail to comply with such regulations.

As part of our investment strategy we invest in portfolio companies in sustainability sectors that may be subject to extensive regulation by foreign, U.S. federal, state and/or local agencies. Changes in existing laws, rules or regulations, or judicial or administrative interpretations thereof, uncertainty regarding such changes or new laws, rules or regulations could have an adverse impact on the business and industries of our portfolio companies. In addition, changes in government priorities or limitations on government resources could also adversely impact our portfolio companies. We are unable to predict whether any such changes in laws, rules or regulations will occur and, if they do occur, the impact of these changes on our portfolio companies and our investment returns. Furthermore, if any of our portfolio companies fail to comply with applicable regulations, they could be subject to significant penalties and claims that could materially and adversely affect their operations. Our portfolio companies may be subject to the expense, delay and uncertainty of the regulatory approval process for their products and, even if approved, these products may not be accepted in the marketplace.

In particular, there is considerable uncertainty about whether foreign, U.S., state and/or local governmental entities will enact or maintain legislation or regulatory programs that mandate reductions in greenhouse gas emissions or provide incentives for sustainability companies. Without such regulatory policies, investments in sustainability companies may not be economical and financing for sustainability companies may become unavailable, which could materially adversely affect the ability of our portfolio companies to repay the debt they owe to us. Any of these factors could materially and adversely affect the operations and financial condition of a portfolio company and, in turn, the ability of the portfolio company to repay the debt they owe to us.

If our portfolio companies are unable to commercialize their technologies, products, business concepts or services, the returns on our investments could be adversely affected.

The value of our investments in our portfolio companies may decline if our portfolio companies are not able to commercialize their technology, products, business concepts or services. Additionally, although some of our portfolio companies may already have a commercially successful product or product line at the time of our investment, technology-related products and services often have a more limited market or life span than products in other industries. Thus, the ultimate success of these companies often depends on their ability to innovate continually in increasingly competitive markets. If they are unable to do so, our investment returns could be adversely affected and their ability to service their debt obligations to us over the life of a loan could be impaired. Our portfolio companies may be unable to acquire or develop successful new technologies and the intellectual property

they currently hold may not remain viable. Even if our portfolio companies are able to develop commercially viable products, the market for new products and services is highly competitive and rapidly changing. Neither our portfolio companies nor we have any control over the pace of technology development. Commercial success is difficult to predict, and the marketing efforts of our portfolio companies may not be successful.

Our portfolio companies may rely upon licenses for all or part of their intellectual property.

A portfolio company may license all or part of its intellectual property from another unrelated party. While the portfolio company may continue development on that licensed intellectual property, it can be difficult to ascertain who has title to the intellectual property. We may also rely upon the portfolio company's management team's representations as to the nature of the licensing agreement. There are implications in workouts and in bankruptcy where intellectual property is not wholly owned by a portfolio company. Further, the licensor may have an actual or contingent claim on the intellectual property (for instance, a payment due upon change in control) that would supersede other claims in that asset in certain situations.

If our portfolio companies are unable to protect their intellectual property rights, our business and prospects could be harmed, and if portfolio companies are required to devote significant resources to protecting their intellectual property rights, the value of our investment could be reduced.

Our future success and competitive position depends in part upon the ability of our portfolio companies to obtain, maintain and protect proprietary technology used in their products and services. The intellectual property held by our portfolio companies often represents a substantial portion of the collateral securing our investments and/or constitutes a significant portion of the portfolio companies' value that may be available in a downside scenario to repay our debt investments. Our portfolio companies rely, in part, on patent, trade secret and trademark law to protect that technology, but competitors may misappropriate their intellectual property, and disputes as to ownership of intellectual property may arise. Portfolio companies may, from time to time, be required to institute litigation to enforce their patents, copyrights or other intellectual property rights, protect their trade secrets, determine the validity and scope of the proprietary rights of others or defend against claims of infringement.

Such litigation could result in substantial costs and diversion of resources. Similarly, if a portfolio company is found to infringe or misappropriate a third party's patent or other proprietary rights, it could be required to pay damages to the third party, alter its products or processes, obtain a license from the third party and/or cease activities utilizing the proprietary rights, including making or selling products utilizing the proprietary rights. Any of the foregoing events could negatively affect both the portfolio company's ability to service our debt investment and the value of any related debt and equity securities that we own, as well as the value of any collateral securing our investment.

In some cases, we collateralize our debt investments with a secured collateral position in a portfolio company's assets, which may include a negative pledge or, to a lesser extent, no security interest on their intellectual property. In the event of a default on a debt investment, the intellectual property of the portfolio company would most likely be liquidated to provide proceeds to pay the creditors of the portfolio company. There can be no assurance that our security interest, if any, in the proceeds of the intellectual property will be enforceable in a court of law or bankruptcy court or that there will not be others with senior or *pari passu* credit interests.

We do not expect to control any of our portfolio companies.

Generally, we do not control, or expect to control in the future, any of our portfolio companies, even though our debt agreements may contain certain restrictive covenants that limit the business and operations of our portfolio companies. We also do not maintain, or intend to maintain in the future, a control position to the extent we own equity interests in any portfolio company. As a result, we are subject to the risk that a portfolio company in which we invest may make business decisions with which we disagree and the management of such company, as representatives of the holders of their common equity, may take risks or otherwise act in ways that do not serve our interests as debt investors. Due to the lack of liquidity of the investments that we typically hold in our portfolio companies, we may not be able to dispose of our investments in the event we disagree with the actions of a portfolio company and we may therefore, suffer a decrease in the value of our investments.

We may invest in foreign portfolio companies or secure our investments with the assets of our portfolio companies' foreign subsidiaries.

We may invest in securities of foreign companies. Additionally, certain debt investments consisting of secured loans to portfolio companies with headquarters and primary operations located within the United States may be secured by the assets of a portfolio company's foreign subsidiary. Investments involving foreign companies may involve greater risks. These risks include: (i) less publicly available information; (ii) varying levels of governmental regulation and supervision; and (iii) the difficulty of enforcing legal rights in a foreign jurisdiction and uncertainties as to the status, interpretation and application of laws. Moreover, foreign companies are generally not subject to uniform accounting, auditing and financial reporting standards, practices and requirements comparable to those applicable to United States companies. Debt investments secured by the assets of a portfolio company's foreign subsidiary may be subject to various laws enacted in their home countries for the protection of debtors or creditors, which could adversely affect our ability to recover amounts owed. These insolvency considerations will differ depending on the country in which each foreign subsidiary is located and may differ depending on whether the foreign subsidiary is a non-sovereign or a sovereign entity. The economies of individual non-U.S. countries may also differ from the U.S. economy in such respects as growth of gross domestic product, rate of inflation, volatility of currency exchange rates, depreciation, capital reinvestment, resources self-sufficiency and balance of payments position. Accordingly, debt investments secured by the assets of a portfolio company's foreign subsidiary could face risks which would not pertain to debt investments solely in U.S. portfolio companies.

We may not realize expected returns on warrants received in connection with our debt investments.

As discussed above, we generally receive warrants in connection with our debt investments. If we do not receive the returns that are anticipated on the warrants, our investment returns on our portfolio companies, and the value of your investment in us, may be lower than expected.

We currently invest a portion of our capital in high-quality short-term investments, which generate lower rates of return than those expected from investments made in accordance with our investment objective.

We currently invest a portion of our capital in cash, cash equivalents, U.S. government securities, money market funds and other high-quality short-term investments. These securities may earn yields substantially lower than the income that we anticipate receiving once these proceeds are fully invested in accordance with our investment objective.

We are subject to risks associated with investments having original issue discount ("OID") ETPs and/or PIK features.

To the extent that we make investments having or OID, ETP or PIK features and the accretion of original issue discount or PIK interest income constitutes a portion of our income, we will be exposed to risks associated with the requirement to include such non-cash income in taxable and accounting income prior to receipt of cash, including the following:

- investments having PIK features may reflect the increased credit risk associated with such investments, and PIK instruments may represent a significantly higher credit risk than investments which regularly pay interest in cash;
- OID and PIK features may have unreliable valuations because the accruals of such require judgments about collectability of cash from OID and PIK;
- adding PIK interest payments to the principal of investments increases our investment income which increases our net assets and, as such, increases the Adviser's base management fees and increases the Adviser's potential income incentive fees at a compounding rate;
- market prices of investments with PIK features are affected to a greater extent by interest rate changes, and may be more volatile than investments that pay interest periodically in cash. The fair market value of investments with PIK are generally more volatile than cash pay securities;
- the deferral of PIK interest increases the loan-to-value ratio of an investment, which is a measure of the riskiness of a debt investment;
- even if the conditions for income accrual under GAAP are satisfied, a borrower could still default when actual payment of ETPs or PIK interest is due upon the maturity of such debt investment;
- for accounting purposes, cash distributions to our investors representing OID, ETPs and PIK income do not come from paid-in capital, although they may be paid from the proceeds of our equity sales. Thus, although a distribution of OID, ETP and PIK income may come from the cash invested by investors, the 1940 Act does not require that investors be given notice of this fact;
- the required recognition of OID, ETP or PIK interest for U.S. federal income tax purposes may have a negative impact on liquidity, as it represents a non-cash component of our investment company taxable income that may require cash distributions to shareholders in order to maintain our ability to maintain tax treatment as a RIC for U.S. federal income tax purposes; and
- OID, ETPs, and PIK may create a risk of non-refundable cash payments to the Adviser based on non-cash accruals that may never be realized.

In addition, the part of the incentive fee payable by us to the Adviser that relates to our net investment income is computed and paid on income that may include OID, ETPs, and PIK interest. If a portfolio company defaults on a debt investment that includes OID, ETPs or accrued PIK interest, it is possible that accrued interest previously used in the calculation of the incentive fee will become uncollectible, and the Adviser will have no obligation to refund any fees it received in respect of such accrued income.

Federal Income Tax Risks

If we are unable to satisfy the requirements under the Code for qualification as a RIC, we will be subject to corporate-level income taxes.

To qualify as a RIC under the Code, we must meet certain source-of-income and asset diversification requirements contained in Subchapter M of the Code, as well as maintain our election to be regulated as a BDC under the 1940 Act. We must also meet the Annual Distribution Requirement in order to avoid the imposition of corporate-level income taxes on all of our taxable income, regardless of whether we make any distributions to our stockholders.

The Qualifying Income Test is satisfied if we derive in each tax year at least 90% of our gross income from dividends, interest (including tax-exempt interest), payments with respect to certain securities loans, gains from the sale or other disposition of stock, securities or foreign currencies, other income (including but not limited to gain from options, futures or forward contracts) derived with respect to our business of investing in stock, securities or currencies, or net income derived from interests in "qualified publicly traded partnerships." The status of certain forms of income we receive could be subject to different interpretations under the Code and might be characterized as non-qualifying income that could cause us to fail to qualify as a RIC, assuming we do not qualify for or take advantage of certain remedial provisions, and, thus, may cause us to be subject to corporate-level federal income taxes.

To qualify as a RIC, we must also meet the Diversification Tests at the end of each quarter of our tax year. Failure to meet these tests may result in our having to (1) dispose of certain investments quickly; (2) raise additional capital to prevent the loss of RIC status; or (3) engage in certain remedial actions that may entail the disposition of certain investments at disadvantageous prices that could result in substantial losses, and the payment of penalties, if we qualify to take such actions. Because most of our investments are and will be in development-stage companies within our Target Industries, any such dispositions could be made at disadvantageous prices and may result in substantial losses. If we raise additional capital to satisfy the asset diversification requirements, it could take a longer time to invest such capital. During this period, we will invest in temporary investments, such as money market funds, which we expect will earn yields substantially lower than the interest income that we anticipate receiving in respect of our investments in secured and amortizing debt investments.

The Annual Distribution Requirement is satisfied if we distribute dividends to our stockholders in each tax year of an amount generally equal to at least 90% of our investment company taxable income, determined without regard to any deductions for dividends paid. If we borrow money, we may be subject to certain asset coverage requirements under the 1940 Act and loan covenants that could, under certain circumstances, restrict us from making distributions necessary to qualify as a RIC. If we are unable to obtain cash from other sources, we may fail to be eligible to be subject to taxation as a RIC, assuming we do not qualify for or take advantage of certain remedial provisions, and, thus, may be subject to corporate-level income taxes.

If we were to fail to qualify as a RIC for any reason and become subject to a corporate-level income taxes, the resulting taxes could substantially reduce our net assets, the amount of income available for distribution to our stockholders, and the actual amount of our distributions. Such a failure would have a material adverse effect on us, the NAV of our common stock and the total return, if any, obtainable from your investment in our common stock. In addition, we could be required to recognize unrealized gains, incur substantial taxes and interest and make substantial distributions before requalifying as a RIC. See "Item 1. Business—Regulation."

Because we distribute all or substantially all of our investment company taxable income to our stockholders, we will need additional capital to finance our growth. If additional funds are unavailable or not available on favorable terms, our ability to grow will be impaired.

To satisfy the requirements applicable to a RIC, to avoid incurring excise taxes and to minimize or to avoid incurring corporate-level federal income taxes, we intend to distribute to our stockholders all or substantially all of our investment company taxable income and net capital gains. However, we may retain all or a portion of our net capital gains, incur any applicable income taxes with respect thereto, and elect to treat such retained net capital gains as deemed distributions to our stockholders. As a BDC, we generally are required to maintain coverage of total assets to total senior securities, which includes all of our borrowings and any preferred stock we may issue in the future, of at least 150%, subject to certain disclosures. This requirement limits the amount that we may borrow. Because we continue to need capital to grow our debt investment portfolio, this limitation may prevent us from incurring debt and require us to raise additional equity at a time when it may be disadvantageous to do so. We cannot assure you that debt and equity financing will be available to us on favorable terms, or at all, and debt financings may be restricted by the terms of any of our outstanding borrowings. In addition, as a BDC, we are limited in our ability to issue equity securities at a price below the then-current NAV per share. If additional funds are not available to us, we could be forced to curtail or cease new lending and investment activities, and our NAV could decline.

Because we intend to distribute substantially all of our income to our stockholders to maintain our ability to be subject to tax as a RIC, we will need to raise additional capital to finance our growth. If funds are not available to us, we may need to curtail new investments, and our common stock value could decline.

In order to satisfy the requirements to be treated as a RIC for federal income tax purposes, we intend to distribute to our stockholders substantially all of our investment company taxable income and net capital gains each taxable year. However, we may retain all or a portion of our net capital gains and pay applicable income taxes with respect thereto and elect to treat such retained net capital gains as deemed dividend distributions to our stockholders.

As a BDC, we are required to meet a 150% asset coverage ratio, subject to certain disclosure requirements of total assets to total senior securities, which includes all of our borrowings, and any preferred stock we may issue in the future. This requirement limits the amount we may borrow. If the value of our assets declines, we may be unable to satisfy this test. If that happens, we may be required to sell a portion of our investments or sell additional common stock and, depending on the nature of our leverage, to repay a portion of our indebtedness at a time when such sales and repayments may be disadvantageous. In addition, the issuance of additional securities could dilute the percentage ownership of our current stockholders in us.

We may have difficulty paying our required distributions if we recognize taxable income before or without receiving cash.

We may be required to recognize taxable income in circumstances in which we do not receive cash. For example, if we hold debt instruments that are treated under applicable tax rules as having original issue discount (such as debt instruments with PIK, or, in certain cases, increasing interest rates or issued with warrants), we must include in taxable income each tax year a portion of the original issue discount that accrues over the life of the debt instrument, regardless of whether cash representing such income is received by us in the same tax year. We do not have a policy limiting our ability to invest in original issue discount instruments, including PIK debt investments. Because in certain cases we may recognize taxable income before or without receiving cash representing such income, we may have difficulty meeting the Annual Distribution Requirement.

Accordingly, we may need to sell some of our assets at times that we would not consider advantageous, raise additional debt or equity capital or forego new investment opportunities or otherwise take actions that are disadvantageous to our business (or be unable to take actions that we believe are necessary or advantageous to our business) in order to satisfy the Annual Distribution Requirement. If we are unable to obtain cash from other sources to satisfy the Annual Distribution Requirement, we may become subject to a corporate-level income taxes on all of our income. The proportion of our income, consisting of interest and fee income that resulted from the portion of original issue discount classified as such in accordance with GAAP not received in cash for the years ended **December 31, 2022** **December 31, 2023**, **2022** and **2021** was **7.0%**, **11.2%** and **2020** was **11.2%**, **9.4%** and **10.4%**, respectively.

If we make loans to borrowers or acquire loans that contain deferred payment features, such as loans providing for the payment of portions of principal and/or interest at maturity, this could increase the risk of default by our borrowers.

Our investments with deferred payment features, such as debt investments providing for ETPs, may represent a higher credit risk than debt investments requiring payments of all principal and accrued interest at regular intervals over the life of the debt investment. For example, even if the accounting conditions for income accrual were met during the period when the obligation was outstanding, the borrower could still default when our actual collection is scheduled to occur upon maturity of the obligation. The amount of ETPs due under our investments having such a feature currently represents a small portion of the applicable borrowers' total repayment obligations under such investments. However, deferred payment arrangements increase the incremental risk that we will not receive a portion of the amount due at maturity. Additionally, because investments with a deferred payment feature may have the effect of deferring a portion of the borrower's payment obligation until maturity of the debt investment, it may be difficult for us to identify and address developing problems with borrowers in terms of their ability to repay us. Any such developments may increase the risk of default on our debt investments by borrowers.

In addition, debt investments providing for ETPs are subject to the risks associated with debt investments having original issue discount (such as debt instruments with PIK interest or, in certain cases, increasing interest rates or issued with warrants). See "—We may have difficulty paying our required distributions if we recognize taxable income before or without receiving cash."

Risks Related to Business Development Companies

As a BDC, we generally are not able to issue our common stock at a price below the then-current NAV per share without first obtaining the approval of our stockholders and our independent directors. If our common stock trades at a price below NAV per share and we do not receive such approval, our business could be materially adversely affected.

As a BDC, we generally are not able to issue our common stock at a price below the then-current NAV per share without first obtaining the approval of our stockholders and our independent directors. Stockholder approval to offer our common stock at a price below NAV per share expired in January 2016, but we may seek such approval again in the future. If our common stock trades at a price below NAV per share and we do not receive approval from our stockholders and our independent directors to issue common stock at a price below NAV per share, we cannot raise capital through the issuance of common stock. This may limit our ability: to grow and make new investments; to attract and retain top investment professionals; to maintain deal flow and relations with top companies in our Target Industries and related entities such as venture capital and private equity sponsors; and to sustain a minimum efficient scale for a public company.

Regulations governing our operation as a BDC affect our ability to, and the way in which, we raise additional capital, which may expose us to additional risks.

Our business plans contemplate a need for a substantial amount of capital in addition to our current amount of capital. We may obtain additional capital through the issuance of debt securities or preferred stock, and we may borrow money from banks or other financial institutions, which we refer to collectively as "senior securities," up to the maximum amount permitted by the 1940 Act. If we issue senior securities, we would be exposed to typical risks associated with leverage, including an increased risk of loss. In addition, if we issue preferred stock, it would rank senior to common stock in our capital structure and preferred stockholders would have separate voting rights and may have rights, preferences or privileges more favorable than those of holders of our common stock.

The 1940 Act permits us to issue senior securities in amounts such that our asset coverage, as defined in the 1940 Act, equals at least 150% after each issuance of senior securities, subject to certain disclosure requirements. If our asset coverage is not at least 150%, we are not permitted to pay distributions or issue additional senior securities. As a result, we may have difficulty meeting the Annual Distribution Requirement necessary to maintain RIC tax treatment. Moreover, if the value of our assets declines, we may be unable to satisfy this asset coverage test. If that happens, we may be required to liquidate a portion of our investments and repay a portion of our indebtedness at a time when we may be unable to do so or unable to do so on favorable terms.

As a BDC, we generally are not able to issue our common stock at a price below NAV per share without first obtaining the approval of our stockholders and our independent directors. Our stockholder approval expired in January 2016, but we may seek such approval again in the future. If our common stock trades at a price below NAV per share and we do not receive approval from our stockholders and our independent directors to issue common stock at a price below NAV per share, we cannot raise capital through the issuance of equity securities. This may limit our ability: to grow and make new investments; to attract and retain top investment professionals; to maintain deal flow and relations with top

companies in our Target Industries and related entities such as venture capital and private equity sponsors; and to sustain a minimum efficient scale for a public company. The stockholder approval requirement does not apply to stock issued upon the exercise of options, warrants or rights that we may issue from time to time. If we raise additional funds by issuing more common stock or senior securities convertible into, or exchangeable for, our common stock, the percentage ownership of our stockholders at that time would decrease, and you may experience dilution.

If we do not invest a sufficient portion of our assets in qualifying assets, we could fail to qualify as a BDC or be precluded from investing according to our current business strategy.

As a BDC, we are prohibited from acquiring any assets other than qualifying assets (as defined under the 1940 Act) unless, at the time of and after giving effect to such acquisition, at least 70% of our total assets are qualifying assets. Subject to certain exceptions for follow-on investments and distressed companies, an investment in an issuer that has outstanding securities listed on a national securities exchange may be treated as a qualifying asset only if such issuer has a market capitalization that is less than \$250 million at the time of such investment and meets the other specified requirements. We may decide to make other investments that are not qualifying assets to the extent permitted by the 1940 Act.

If we acquire debt or equity securities from an issuer that has outstanding marginable securities at the time we make an investment, these acquired assets may not be treated as qualifying assets. This result is dictated by the definition of "eligible portfolio company" under the 1940 Act, which in part looks to whether a company has outstanding marginable securities. See Item 1 above, "Regulation — Qualifying assets."

If we do not invest a sufficient portion of our assets in qualifying assets, we could lose our status as a BDC. If we do not maintain our status as a BDC, we would be subject to regulation as a registered closed-end investment company under the 1940 Act. As a registered closed-end investment company, we would be subject to substantially more regulatory restrictions under the 1940 Act, which would significantly decrease our operating flexibility.

New or modified laws or regulations governing our operations may adversely affect our business.

We and our portfolio companies are subject to regulation at the U.S. local, state and federal level. We are also subject to federal, state and local laws and are subject to judicial and administrative decisions that affect our operations, including maximum interest rates, fees and other charges, disclosures to portfolio companies, the terms of secured transactions, collection and foreclosure proceedings and other trade practices. If these laws, regulations or decisions change, or if we expand our business into additional jurisdictions, we may have to incur significant expenses in order to comply or we might have to restrict our operations. New legislation may be enacted or new interpretations, rulings or regulations could be adopted, including those governing the types of investments we or our portfolio companies are permitted to make, any of which could harm us and our stockholders, potentially with retroactive effect. In particular, the impact of the Dodd-Frank Act, and any amendments thereto that may be enacted, on us and our portfolio companies is subject to continuing uncertainty. The Dodd-Frank Act, including future rules implementing its provisions and the interpretation of those rules, along with other legislative and regulatory proposals directed at the financial services industry or affecting taxation that are proposed or pending in the U.S. Congress, may negatively impact the operations, cash flows or financial condition of us or our portfolio companies, impose additional costs on us or our portfolio companies, intensify the regulatory supervision of us or our portfolio companies or otherwise adversely affect our business or the business of our portfolio companies. Certain members of Congress have indicated they will seek to amend or repeal portions of the Dodd-Frank Act, among other federal laws. We cannot predict the ultimate effect on us or our portfolio companies that changes in the laws and regulations would have as a result of the Dodd-Frank Act, or whether and the extent to which the Dodd-Frank Act may remain in its current form. In addition, uncertainty regarding legislation and regulations affecting the financial services industry or taxation could also adversely impact our business or the business of our portfolio companies. If we do not comply with applicable laws and regulations, we could lose any licenses that we then hold for the conduct of our business and may be subject to civil fines and criminal penalties.

Changes to or repeal of the laws and regulations governing our operations related to permitted investments may cause us to alter our investment strategy in order to avail ourselves of new or different opportunities. Such changes could result in material differences to our strategies and plans and may shift our investment focus from the areas of expertise of our Advisor to other types of investments in which our Advisor may have little or no expertise or experience. Any such changes, if they occur, could have a material adverse effect on our results of operations and the value of your investment. On May 24, 2018, the Economic Growth, Regulatory Relief, and Consumer Protection Act was signed into law, which increased from \$50 billion to \$250 billion the asset threshold for designation of "systemically important financial institutions" or "SIFIs" subject to enhanced prudential standards set by the Federal Reserve Board, staggering application of this change based on the size and risk of the covered bank holding company. On January 30, 2020, the Federal Reserve Board released proposed changes to the Volcker Rule that would loosen compliance requirements for all banks. The effect of these change and any further rules or regulations are and could be complex and far-reaching, and the change and any future laws or regulations or changes thereto could negatively impact our operations, cash flows or financial condition, impose additional costs on us, intensify the regulatory supervision of us or otherwise adversely affect our business, financial condition and results of operations.

Over the last several years, there also has been an increase in regulatory attention to the extension of credit outside of the traditional banking sector, raising the possibility that some portion of the non-bank financial sector will be subject to new regulation. While it cannot be known at this time whether any regulation will be implemented or what form it will take, increased regulation of non-bank credit extension could negatively impact our operations, cash flows or financial condition, impose additional costs on us, intensify the regulatory supervision of us or otherwise adversely affect our business, financial condition and results of operations.

Our Board may change our operating policies and strategies, including our investment objective, without prior notice or stockholder approval, the effects of which may adversely affect our business.

Our Board may modify or waive our current operating policies and strategies, including our investment objectives, without prior notice and without stockholder approval (provided that no such modification or waiver may change the nature of our business so as to cease to be, or withdraw our election as a BDC as provided by the 1940 Act without stockholder approval at a special meeting called upon written notice of not less than ten or more than sixty days before the date of such meeting). We cannot predict the effect any changes to our current operating policies and strategies would have on our business, results of operations or financial condition or on the value of our stock. However, the effects of any changes might adversely affect our business, any or all of which could negatively impact our ability to pay distributions or cause you to lose all or part of your investment in us.

Our quarterly and annual operating results may fluctuate due to the nature of our business.

We could experience fluctuations in our quarterly and annual operating results due to a number of factors, some of which are beyond our control, including: our ability to make investments in companies that meet our investment criteria, the interest rate payable on our debt investments, the default rate on these investments, the level of our expenses, variations in, and the timing of, the recognition of realized and unrealized gains or losses, the degree to which we encounter competition in our markets and general economic conditions. For example, we have historically experienced greater investment activity during the second and fourth quarters relative to other periods. As a result of these factors, you should not rely on the results for any prior period as being indicative of our performance in future periods.

Risks Related to our Securities

We borrow money, which magnifies the potential for gain or loss on amounts invested and may increase the risk of investing in us.

Leverage is generally considered a speculative investment technique, and we intend to continue to borrow money as part of our business plan. The use of leverage magnifies the potential for gain or loss on amounts invested and, therefore, increases the risks associated with investing in us. See "Item 7 — Management's Discussion and Analysis of Financial Condition and Results of Operation — Liquidity and capital resources." Lenders of senior debt securities have fixed dollar claims on our assets that are superior to the claims of our common stockholders. If the value of our assets increases, then leveraging would cause the NAV attributable to our common stock to increase more sharply than it would have had we not leveraged. However, any decrease in our income would cause net income to decline more sharply than it would have had we not leveraged. This decline could adversely affect our ability to make common stock distribution payments. In addition, because our investments may be illiquid, we may be unable to dispose of them or unable to do so at a favorable price in the event we need to do so, if we are unable to refinance any indebtedness upon maturity, and, as a result, we may suffer losses.

Our ability to service any debt that we incur depends largely on our financial performance and is subject to prevailing economic conditions and competitive pressures. Moreover, as our Advisor's management fee is payable to our Advisor based on our gross assets less cash and cash equivalents, including those assets acquired through the use of leverage, our Advisor may have a financial incentive to incur leverage which may not be consistent with our stockholders' interests. As leverage magnifies gains, if any, on our portfolio, as discussed above, our Pre-Incentive Fee Net Investment Income may exceed the quarterly hurdle rate for the incentive fee on income payable. Thus, if we incur additional leverage, the incentive fees payable to the Advisor may increase without any corresponding increase in our performance. Holders of our common stock bear the burden of any increase in our expenses, as a result of leverage, including any increase in the management fee or incentive fee payable to our Advisor.

In addition to the leverage described above, in the past, we have securitized a large portion of our debt investments to generate cash for funding new investments and may seek to securitize additional debt investments in the future to the extent permitted by the 1940 Act and the risk retention rules adopted pursuant to Section 941 of the Dodd-Frank Wall Street Reform and Consumer Protection Act, or the Dodd-Frank Act. To securitize additional debt investments in the future, we may create a wholly-owned subsidiary and sell and/or contribute a pool of debt investments to such subsidiary. This could include the sale of interests in the subsidiary on a non-recourse basis to purchasers, who we would expect to be willing to accept a lower interest rate to invest in investment grade loan pools. We would retain all or a portion of the equity in any such securitized pool of loans. An inability to securitize part of our debt investments in the future could limit our ability to grow our business, fully execute our business strategy and increase our earnings. Moreover, certain types of securitization transactions may expose us to greater risk of loss than would other types of financing.

Illustration: The following table illustrates the effect of leverage on returns from an investment in our common stock assuming that we employ leverage such that our asset coverage equals (1) our actual asset coverage as of **December 31, 2022** **December 31, 2023** and (2) 150% at various annual returns, net of expenses. The calculations in the table below are hypothetical and actual returns may be higher or lower than those appearing in the table below:

	Assumed Return on Portfolio (Net of Expenses)					Assumed Return on Portfolio (Net of Expenses)				
	-10%	-5%	0%	5%	10%	-10%	-5%	0%	5%	10%
Corresponding return to common stockholder assuming actual asset coverage as of December 31, 2022(1)	(32.50)%	(20.44)%	(8.38)%	3.68%	15.74%					

Corresponding return to common stockholder assuming actual asset coverage as of December 31, 2023(1)						(34.49)%	(22.11)%	(9.74)%	2.64%	15.02%
Corresponding return to common stockholder assuming 150% asset coverage(2)	(42.45)%	(27.29)%	(12.14)%	3.02%	18.18%	(43.91)%	(28.72)%	(13.54)%	1.65%	16.83%

- (1) Assumes \$767 million \$802 million in total assets, \$439 million \$466 million in outstanding debt, \$318 million \$324 million in net assets, and an average cost of borrowed funds of 6.07% 6.77% at December 31, 2022 December 31, 2023.
- (2) Assumes \$964 million \$984 million in total assets, \$636 million \$648 million in outstanding debt, \$318 million \$324 million in net assets, and an average cost of borrowed funds of 6.07% 6.77% at December 31, 2022 December 31, 2023.

Based on our outstanding indebtedness of \$439 million \$466 million as of December 31, 2022 December 31, 2023 and the average cost of borrowed funds of 6.07% 6.77% as of that date, our investment portfolio would have needed to experience an annual return of at least 3.77% 4.37% to cover annual interest payments on the outstanding debt. Actual interest payments may be different.

Based on an outstanding indebtedness of \$636 million \$648 million on an assumed 150% asset coverage ratio and an average cost of borrowed funds of 6.07% 6.77%, our investment portfolio would need to experience an annual return of at least 5.46% 6.08% to cover annual interest payments on the outstanding debt. Actual interest payments may be different.

If we are unable to comply with the covenants or restrictions in our Credit Facilities or make payments when due thereunder, our business could be materially adversely affected.

Our Credit Facilities are secured by a lien on the assets of our wholly owned subsidiaries, Credit II and HFI. The breach of certain of the covenants or restrictions or our failure to make payments when due under the Credit Facilities, unless cured within the applicable grace period, would result in a default under the Credit Facilities that would permit the lender thereunder to declare all amounts outstanding to be due and payable. In such an event, we may not have sufficient assets to repay such indebtedness and the lender may exercise rights available to them, including to the extent permitted under applicable law, the seizure of such assets without adjudication.

The Key Facility also requires Credit II, HFI and our Advisor to comply with various financial covenants, including maintenance by our Advisor of a minimum tangible net worth and limitations on the value of, and modifications to, the loan collateral that secures the Credit Facilities. Complying with these restrictions may prevent us from taking actions that we believe would help us to grow our business or are otherwise consistent with our investment objective. These restrictions could also limit our ability to plan for or react to market conditions, meet extraordinary capital needs or otherwise restrict corporate activities, and could result in our failing to qualify as a RIC resulting in our becoming subject to corporate-level income tax. See "Item 7 — Management's Discussion and Analysis of Financial Condition and Results of Operations — Liquidity and capital resources" for additional information regarding our credit arrangements.

An event of default or acceleration under the Credit Facilities could also cause a cross-default or cross-acceleration of other debt instruments or contractual obligations, which would adversely impact our liquidity. We may not be granted waivers or amendments to the Credit Facilities, if for any reason we are unable to comply with the terms of the Credit Facilities and we may not be able to refinance the Credit Facilities on terms acceptable to us, or at all.

If we are unable to obtain additional debt financing, our business could be materially adversely affected.

We may want to obtain additional debt financing, or need to do so upon maturity of the Key Facility, NYL Facility, 2026 Notes, 2027 Notes, or the 2022 Asset-Backed Notes, in order to obtain funds which may be made available for investments. We may borrow under the Key Facility until June 22, 2024. After such date, we must repay the outstanding advances under the Key Facility in accordance with its terms and conditions. All outstanding advances under the Key Facility are due and payable on June 22, 2026, unless such date is extended in accordance with the terms of the Key Facility. We may borrow under the NYL Facility until June 5, 2023 June 5, 2024. After such date, we must repay the outstanding advances under the NYL Facility in accordance with its terms and conditions. All outstanding advances under the NYL Facility are due and payable on June 15, 2028 June 15, 2029, unless such date is extended in accordance with the terms of the NYL Facility. All outstanding amounts on our 2026 Notes are due and payable on March 30, 2026 unless redeemed prior to that date. All outstanding amounts on our 2027 Notes are due and payable on June 15, 2027. The 2019 Asset-Backed Notes have a stated maturity of September 15, 2027. The 2022 Asset-Backed Notes have a stated maturity of November 15, 2030. If we are unable to increase, renew or replace the Credit Facilities or enter into other new debt financings on commercially reasonable terms, our liquidity may be reduced significantly. In addition, if we are unable to repay amounts outstanding under any such debt financings and are declared in default or are unable to renew or refinance these debt financings, we may not be able to make new investments or operate our business in the normal course. These situations may arise due to circumstances that we may be unable to control, such as lack of access to the credit markets, a severe decline in the value of the U.S. dollar, an economic downturn or an operational problem that affects third parties or us, and could materially damage our business.

We are subject to certain risks as a result of our interests in connection with the 2019-1 Securitization and 2022-1 Securitization and our equity interest in the 2019-1 Trust and 2022-1 Trust.

On August 13, 2019, in connection with the 2019-1 Securitization and the offering of the 2019 Asset-Backed Notes by the 2019-1 Trust, we sold and/or contributed to Horizon Funding 2019-1, LLC or the 2019 Trust Depositor, certain loans, or the 2019 Trust Loans, which the 2019 Trust Depositor in turn sold and/or contributed to the 2019-1 Trust in exchange for 100% of the equity interest in the 2019-1 Trust, cash proceeds and other consideration. Following these transfers, the 2019-1 Trust, and not the 2019 Trust Depositor or us, holds all of the ownership interest in the 2019 Trust Loans.

As a result of the 2019-1 Securitization, we hold, indirectly through the 2019 Trust Depositor, 100% of the equity interest of the 2019-1 Trust. As a result, we consolidate the financial statements of the 2019 Trust Depositor and the 2019-1 Trust, as well as our other subsidiaries, in our consolidated financial statements. Because each of the 2019 Trust Depositor and the 2019-1 Trust is disregarded as an entity separate from its owner for U.S. federal income tax purposes, the sale or contribution by us to the 2019 Trust Depositor, and by the 2019 Trust Depositor to the 2019-1 Trust, did not constitute a taxable event for U.S. federal income tax purposes. If the U.S. Internal Revenue Service were to take a contrary position, there could be a material adverse effect on our business, financial condition, results of operations or cash flows. Further, a failure of the 2019-1 Trust to be treated as a disregarded entity for U.S. federal income tax purposes would constitute an event of default pursuant to the indenture under the 2019-1 Securitization, upon which the trustee under the 2019-1 Securitization, or the Trustee, may, and will at the direction of a supermajority of the holders of the 2019 Asset-Backed Notes (collectively, the "Noteholders"), declare the 2019 Asset-Backed Notes to be immediately due and payable and exercise remedies under the indenture, including (i) institute proceedings for the collection of all amounts then payable on the 2019 Asset-Backed Notes or under the indenture, enforce any judgment obtained, and collect from the 2019-1 Trust and any other obligor upon the 2019 Asset-Backed Notes monies adjudged due; (ii) institute proceedings from time to time for the complete or partial foreclosure of the indenture with respect to the property of the 2019-1 Trust; (iii) exercise any remedies as a secured party under the relevant provisions of the applicable jurisdiction's UCC and take other appropriate action under applicable law to protect and enforce the rights and remedies of the Trustee and the Noteholders; or (iv) sell the property of the 2019-1 Trust or any portion thereof or rights or interest therein at one or more public or private sales called and conducted in any matter permitted by law. Any such exercise of remedies could have a material adverse effect on our business, financial condition, results of operations or cash flows.

On November 8, 2022, in connection with the 2022-1 Securitization and the offering of the 2022 Asset-Backed Notes by the 2022-1 Trust, we sold and/or contributed to Horizon Funding 2022-1, LLC or the 2022 Trust Depositor, certain loans, or the 2022 Trust Loans, which the 2022 Trust Depositor in turn sold and/or contributed to the 2022-1 Trust in exchange for 100% of the equity interest in the 2022-1 Trust, cash proceeds and other consideration. Following these transfers, the 2022-1 Trust, and not the 2022 Trust Depositor or us, holds all of the ownership interest in the 2022 Trust Loans.

As a result of the 2022-1 Securitization, we hold, indirectly through the 2022 Trust Depositor, 100% of the equity interest of the 2022-1 Trust. As a result, we consolidate the financial statements of the 2022 Trust Depositor and the 2022-1 Trust, as well as our other subsidiaries, in our consolidated financial statements. Because each of the 2022 Trust Depositor and the 2022-1 Trust is disregarded as an entity separate from its owner for U.S. federal income tax purposes, the sale or contribution by us to the 2022 Trust Depositor, and by the 2022 Trust Depositor to the 2022-1 Trust, did not constitute a taxable event for U.S. federal income tax purposes. If the U.S. Internal Revenue Service were to take a contrary position, there could be a material adverse effect on our business, financial condition, results of operations or cash flows. Further, a failure of the 2022-1 Trust to be treated as a disregarded entity for U.S. federal income tax purposes would constitute an event of default pursuant to the indenture under the 2022-1 Securitization, upon which the trustee under the 2022-1 Securitization, or the Trustee, may, and will at the direction of a supermajority of the holders of the 2022 Asset-Backed Notes (collectively, the "Noteholders"), declare the 2022 Asset-Backed Notes to be immediately due and payable and exercise remedies under the indenture, including (i) institute proceedings for the collection of all amounts then payable on the 2022 Asset-Backed Notes or under the indenture, enforce any judgment obtained, and collect from the 2022-1 Trust and any other obligor upon the 2022 Asset-Backed Notes monies adjudged due; (ii) institute proceedings from time to time for the complete or partial foreclosure of the indenture with respect to the property of the 2022-1 Trust; (iii) exercise any remedies as a secured party under the relevant provisions of the applicable jurisdiction's UCC and take other appropriate action under applicable law to protect and enforce the rights and remedies of the Trustee and the Noteholders; or (iv) sell the property of the 2022-1 Trust or any portion thereof or rights or interest therein at one or more public or private sales called and conducted in any matter permitted by law. Any such exercise of remedies could have a material adverse effect on our business, financial condition, results of operations or cash flows.

An event of default in connection with the 2019-1 Securitization or 2022-1 Securitization could give rise to a cross-default under our other material indebtedness.

The documents governing our other material indebtedness contain customary cross-default provisions that could be triggered if an event of default occurs in connection with the 2019-1 Securitization or the 2022-1 Securitization. An event of default with respect to our other indebtedness could lead to the acceleration of such indebtedness and the exercise of other remedies as provided in the documents governing such other indebtedness. This could have a material adverse effect on our business, financial condition, results of operations and cash flows and may result in our inability to make distributions sufficient to maintain our status as a RIC.

We may not receive cash distributions in respect of our indirect ownership interest in the 2019-1 Trust and 2022-1 Trust.

Apart from fees payable to us in connection with our role as servicer of the 2019 Trust Loans and 2022 Trust Loans and the reimbursement of related amounts under the 2019-1 Securitization and 2022-1 Securitization documents, we receive cash in connection with the 2019-1 Securitization and the 2022-1 Securitization only to the extent that the 2019 Trust Depositor and the 2022 Trust Depositor receive payments in respect of its equity interest in the 2019-1 Trust and the 2022-1 Trust. The holders of the equity interest in the 2019-1 Trust and the 2022-1 Trust, respectively, are the residual claimant on distributions, if any, made by the 2019-1 Trust and the 2022-1 Trust after the Noteholders and other

claimants have been paid in full on each payment date or upon maturity of the 2019 Asset-Backed Notes or the 2022 Asset-Backed Notes, subject to the priority of payment provisions under the 2019-1 Securitization and the 2022-1 Securitization documents. To the extent that the value of the 2019-1 Trust's portfolio of 2019 Trust Loans or the 2022-1 Trust's portfolio of 2022 Trust Loans is reduced as a result of conditions in the credit markets (relevant in the event of a liquidation event), other macroeconomic factors, distressed or defaulted 2019 Trust Loans and 2022 Trust Loans or the failure of individual portfolio companies to otherwise meet their obligations in respect of the 2019 Trust Loans or the 2022 Trust Loans, or for any other reason, the ability of the 2019-1 Trust or the 2022-1 Trust to make cash distributions in respect of the 2019 Trust Depositor's equity interest or the 2022 Trust Depositor's equity interest would be negatively affected and, consequently, the value of the equity interest in the 2019-1 Trust or the 2022-1 Trust would also be reduced. In the event that we fail to receive cash indirectly from the 2019-1 Trust or the 2022-1 Trust, we could be unable to make distributions in amounts sufficient to maintain our status as a RIC or at all.

The interests of the Noteholders may not be aligned with our interests.

The 2019 Asset-Backed Notes and 2022 Asset-Backed Notes are debt obligations ranking senior in right of payment to the rights of the holder of the equity interest in the 2019-1 Trust (currently the 2019 Trust Depositor, our wholly owned subsidiary) and the 2022-1 Trust (currently the 2022 Trust Depositor, our wholly owned subsidiary), as residual claimant in respect of distributions, if any, made by the 2019-1 Trust and the 2022-1 Trust, respectively. As such, there are circumstances in which the interests of the Noteholders may not be aligned with the interests of the holder of the equity interests in the 2019-1 Trust or the 2022-1 Trust. For example, under the terms of the documents governing the 2019-1 Securitization and the 2022-1 Securitization, the Noteholders have the right to receive payments of principal and interest prior to the holder of the equity interest in the 2019-1 Trust or the 2022-1 Trust.

For as long as the 2019 Asset-Backed Notes or the 2022 Asset-Backed Notes remain outstanding, the Noteholders have the right to act in certain circumstances with respect to the 2022 Trust Loans in ways that may benefit their interests but not the interests of holder of the equity interest in the 2019-1 Trust or the 2022-1 Trust, including by exercising remedies under the documents governing the 2019-1 Securitization and the 2022-1 Securitization.

If an event of default occurs, the Noteholders will be entitled to determine the remedies to be exercised, subject to the terms of the documents governing the 2019-1 Securitization and the 2022-1 Securitization. For example, upon the occurrence of an event of default with respect to the 2019 Asset-Backed Notes or the 2022 Asset-Backed Notes, the Trustee may, and will at the direction of the holders of a supermajority of the 2019 Asset-Backed Notes or the 2022 Asset-Backed Notes, declare the principal, together with any accrued interest, of the 2019 Asset-Backed Note or the 2022 Asset-Backed Note to be immediately due and payable. This would have the effect of accelerating the principal on such 2019 Asset-Backed Note or the 2022 Asset-Backed Notes, triggering a repayment obligation on the part of the 2019-1 Trust or the 2022-1 Trust. The 2019 Asset-Backed Notes or the 2022 Asset-Backed Notes then outstanding will be paid in full before any further payment or distribution is made to the holder of the equity interest in 2019-1 Trust or the 2022-1 Trust. There can be no assurance that there will be sufficient funds through collections on the 2019 Trust Loans or the 2022 Trust Loans or through the proceeds of the sale of the 2019 Trust Loans or the 2022 Trust Loans in the event of a bankruptcy or insolvency to repay in full the obligations under the 2019 Asset-Backed Notes or the 2022 Asset-Backed Notes, or to make any distribution payment to holder of the equity interest in the 2019-1 Trust or the 2022-1 Trust.

Remedies pursued by the Noteholders could be adverse to our interests as the indirect holder of the equity interest in the 2019-1 Trust or the 2022-1 Trust. The Noteholders have no obligation to consider any possible adverse effect on such other interests. Thus, there can be no assurance that any remedies pursued by the Noteholders will be consistent with the best interests of the 2019 Trust Depositor or the 2022 Trust Depositor or that we will receive, indirectly through the 2019 Trust Depositor or the 2022 Trust Depositor, any payments or distributions upon an acceleration of the 2019 Asset-Backed Notes or the 2022 Asset-Backed Notes. Any failure of the 2019-1 Trust or the 2022-1 Trust to make distributions in respect of the equity interest that we indirectly hold through the 2019 Trust Depositor or the 2022 Trust Depositor, whether as a result of an event of default and the acceleration of payments on the 2019 Asset-Backed Notes or the 2022 Asset-Backed Notes or otherwise, could have a material adverse effect on our business, financial condition, results of operations and cash flows and may result in our inability to make distributions sufficient to maintain our status as a RIC.

Certain events related to the performance of 2019 Trust Loans or 2022 Trust Loans could lead to the acceleration of principal payments on the 2019 Asset-Backed Notes or 2022 Asset-Backed Notes.

The following constitute rapid amortization events, or Rapid Amortization Events, under the documents governing the 2019-1 Securitization: (i) the aggregate outstanding principal balance of all delinquent 2019 Trust Loans exceeds twenty percent (20%) of the aggregate outstanding principal balance of the 2019 Trust Loans; (ii) the aggregate outstanding principal balance of defaulted 2019 Trust Loans plus the aggregate outstanding principal balance of all liquidated 2019 Trust Loans exceeds fifteen percent (15%) of the aggregate outstanding principal balance of the 2019 Trust Loans; (iii) the aggregate outstanding principal balance of the 2019 Asset-Backed Notes exceeds the borrowing base (which is a percentage of the outstanding principal balance of the 2019 Trust Loans less delinquent 2019 Trust Loans and 2019 Trust Loans to issuers that exceed given thresholds) for a period of sixty consecutive days; (iv) the 2019-1 Trust's pool of 2019 Trust Loans contains 2019 Trust Loans to nine or fewer obligors during the amortization period; (v) the occurrence of an event of default under the documents governing the 2019-1 Securitization; (vi) the downgrade of the rating of the 2019 Asset-Backed Notes by the rating agency to below "BB"; and the downgrade of the rating of the 2019 Asset-Backed Notes by the rating agency to below investment-grade and failure to cure such downgrade within 180 days of such downgrade. After a Rapid Amortization Event has occurred, subject to the priority of payment provisions under the documents governing the 2019-1 Securitization, principal collections on the 2019 Trust Loans will be used to make accelerated payments of principal on the 2019 Asset-Backed Notes until the payment of principal balance of the 2019 Asset-Backed Notes is reduced to zero. Such an event could delay, reduce or eliminate the ability of the 2019-1 Trust to make payments or distributions in respect of the equity

interest that we indirectly hold, which could have a material adverse effect on our business, financial condition, results of operations and cash flows and may result in our inability to make distributions sufficient to maintain our status as a RIC.

The following constitute rapid amortization events, or Rapid Amortization Events, under the documents governing the 2022-1 Securitization: (i) the aggregate outstanding principal balance of all delinquent 2022 Trust Loans exceeds twenty percent (20%) of the aggregate outstanding principal balance of the 2022 Trust Loans; (ii) the aggregate outstanding principal balance of defaulted 2022 Trust Loans plus the aggregate outstanding principal balance of all liquidated 2022 Trust Loans exceeds fifteen percent (15%) of the aggregate outstanding principal balance of the 2022 Trust Loans; (iii) the aggregate outstanding principal balance of the 2022 Asset-Backed Notes exceeds the borrowing base (which is a percentage of the outstanding principal balance of the 2022 Trust Loans less delinquent 2022 Trust Loans and 2022 Trust Loans to issuers that exceed given thresholds) for a period of sixty consecutive days; (iv) the 2022-1 Trust's pool of 2022 Trust Loans contains 2022 Trust Loans to nine or fewer obligors during the amortization period; or (v) the occurrence of an event of default under the documents governing the 2022-1 Securitization. After a Rapid Amortization Event has occurred, subject to the priority of payment provisions under the documents governing the 2022-1 Securitization, principal collections on the 2022 Trust Loans will be used to make accelerated payments of principal on the 2022 Asset-Backed Notes until the payment of principal balance of the 2022 Asset-Backed Notes is reduced to zero. Such an event could delay, reduce or eliminate the ability of the 2022-1 Trust to make payments or distributions in respect of the equity interest that we indirectly hold, which could have a material adverse effect on our business, financial condition, results of operations and cash flows and may result in our inability to make distributions sufficient to maintain our status as a RIC.

We have certain repurchase obligations with respect to the 2019 Trust Loans and the 2022 Trust Loans transferred in connection with the 2019-1 Securitization and the 2022-1 Securitization.

As part of the 2019-1 Securitization, we entered into a sale and contribution agreement and a sale and servicing agreement under which we would be required to repurchase any 2019 Trust Loan (or participation interest therein) which was sold to the 2019-1 Trust in breach of certain customary representations and warranties made by us or by the 2019 Trust Depositor with respect to such 2019 Trust Loan or the legal structure of the 2019-1 Securitization. To the extent that there is such a breach of such representations and warranties and we fail to satisfy any such repurchase obligation, the Trustee may, on behalf of the 2019-1 Trust, bring an action against us to enforce these repurchase obligations.

As part of the 2022-1 Securitization, we entered into a sale and contribution agreement and a sale and servicing agreement under which we would be required to repurchase any 2022 Trust Loan (or participation interest therein) which was sold to the 2022-1 Trust in breach of certain customary representations and warranties made by us or by the 2022 Trust Depositor with respect to such 2022 Trust Loan or the legal structure of the 2022-1 Securitization. To the extent that there is such a breach of such representations and warranties and we fail to satisfy any such repurchase obligation, the Trustee may, on behalf of the 2022-1 Trust, bring an action against us to enforce these repurchase obligations.

There is a risk that investors in our equity securities may not receive distributions, that our distributions may not grow over time or that a portion of distributions paid to you may be a return of capital.

We intend to make distributions on a monthly basis to our stockholders out of assets legally available for distribution. We cannot assure you that we will achieve investment results that will allow us to make a specified level of cash distributions or year-to-year increases in cash distributions. Our ability to pay distributions might be adversely affected by the impact of one or more risk factors described in this report. In addition, due to the asset coverage test applicable to us as a BDC, we may be limited in our ability to make distributions. All distributions will be paid at the discretion of our Board and will depend on our earnings, our financial condition, maintenance of our ability to be subject to tax as a RIC, compliance with BDC regulation and such other factors as our Board may deem relevant from time to time. We cannot assure you that we will pay distributions to our stockholders in the future. Further, if we invest a greater amount of assets in equity securities that do not pay current dividends, the amount available for distribution could be reduced.

On an annual basis, we must determine the extent to which any distributions we made were paid out of current or accumulated earnings, recognized capital gains or capital. Distributions that represent a return of capital (which is the return of your original investment in us, after subtracting sales load, fees and expenses directly or indirectly paid by you) rather than a distribution from earnings or profits, reduce your basis in our stock for U.S. federal income tax purposes, which may result in higher tax liability when the shares are sold, even if they have not increased in value or have lost value.

Our common stock price may be volatile and may decrease substantially.

The trading price of our common stock may fluctuate substantially and the liquidity of our common stock may be limited, in each case depending on many factors, some of which are beyond our control and may not be directly related to our operating performance. These factors include the following:

- actual or anticipated changes in our earnings or fluctuations in our operating results;
- changes in the value of our portfolio of investments;
- price and volume fluctuations in the overall stock market or in the market for BDCs from time to time;

- investor demand for our shares of common stock;
- significant volatility in the market price and trading volume of securities of registered closed-end management investment companies, BDCs or other financial services companies;
- our inability to raise capital, borrow money or deploy or invest our capital;
- fluctuations in interest rates;
- any shortfall in revenue or net income or any increase in losses from levels expected by investors or securities analysts;
- operating performance of companies comparable to us;
- changes in regulatory policies or tax guidelines with respect to RICs or BDCs;
- losing RIC status;
- general economic conditions, trends and other external factors;
- departures of key personnel; or
- loss of a major source of funding.

We and our Advisor could be the target of litigation.

We or our Advisor could become the target of securities class action litigation or other similar claims if our stock price fluctuates significantly or for other reasons. The outcome of any such proceedings could materially adversely affect our business, financial condition and/or operating results and could continue without resolution for long periods of time. Any litigation or other similar claims could consume substantial amounts of our management's time and attention, and that time and attention and the devotion of associated resources could, at times, be disproportionate to the amounts at stake. Litigation and other claims are subject to inherent uncertainties, and a material adverse impact on our financial statements could occur for the period in which the effect of an unfavorable final outcome in litigation or other similar claims becomes probable and reasonably estimable. In addition, we could incur expenses associated with defending ourselves against litigation and other similar claims, and these expenses could be material to our earnings in future periods.

Shares of closed-end investment companies, including BDCs, frequently trade at a discount to their NAV, which is separate and distinct from the risk that our NAV per share may decline.

We cannot predict the price at which our common stock will trade. Shares of closed-end investment companies, including BDCs, frequently trade at a discount to their NAV and our stock may also be discounted in the market. This characteristic of closed-end investment companies is separate and distinct from the risk that our NAV per share may decline. We cannot predict whether shares of our common stock will trade above, at or below our NAV. In addition, if our common stock trades below its NAV, we will generally not be able to issue additional shares of our common stock at its market price without first obtaining the approval of our stockholders and our independent directors.

Investing in shares of our common stock may involve an above average degree of risk.

The investments we make in accordance with our investment objective may result in a higher amount of risk, volatility or loss of principal than alternative investment options. Our investments in portfolio companies may be highly speculative and aggressive, and therefore, an investment in our common stock may not be suitable for investors with lower risk tolerance.

Anti-takeover provisions in our charter documents and other agreements and certain provisions of the Delaware General Corporation Law, or DGCL, could deter takeover attempts and have an adverse impact on the price of our common stock.

The DGCL, our certificate of incorporation and our bylaws contain provisions that may have the effect of discouraging a third party from making an acquisition proposal for us. Among other things, our certificate of incorporation and bylaws:

- provide for a classified board of directors, which may delay the ability of our stockholders to change the membership of a majority of our Board;
- authorize the issuance of “blank check” preferred stock that could be issued by our Board to thwart a takeover attempt;
- do not provide for cumulative voting;
- provide that vacancies on the Board, including newly created directorships, may be filled only by a majority vote of directors then in office;
- limit the calling of special meetings of stockholders;
- provide that our directors may be removed only for cause;
- require supermajority voting to effect certain amendments to our certificate of incorporation and our bylaws; and
- require stockholders to provide advance notice of new business proposals and director nominations under specific procedures.

These anti-takeover provisions may inhibit a change in control in circumstances that could give the holders of our common stock the opportunity to realize a premium over the market price of our common stock. It is a default under our Credit Facilities if (i) a person or group of persons (within the meaning of the Exchange Act) acquires beneficial ownership of 20% or more of our issued and outstanding common stock or (ii) during any twelve-month period, individuals who at the beginning of such period constituted our Board cease for any reason, other than death or disability, to constitute a majority of the directors in office. If either event were to occur, Key and/or the NYL Noteholders could accelerate our repayment obligations under, and/or terminate, the related Credit Facility.

If we elect to issue preferred stock, holders of any such preferred stock will have the right to elect members of our Board and have class voting rights on certain matters.

The 1940 Act requires that holders of shares of preferred stock must be entitled as a class to elect two directors at all times and to elect a majority of the directors if distributions on such preferred stock are in arrears by two years or more, until such arrearage is eliminated. In addition, certain matters under the 1940 Act require the separate vote of the holders of any issued and outstanding preferred stock, including changes in fundamental investment restrictions and conversion to open-end status and, accordingly, preferred stockholders could veto any such changes. Restrictions imposed on the declarations and payment of distributions to the holders of our common stock and preferred stock, both by the 1940 Act and by requirements imposed by rating agencies, might impair our ability to maintain our ability to be subject to tax as a RIC.

Your interest in us may be diluted if you do not fully exercise your subscription rights in any rights offering. In addition, if the subscription price is less than our NAV per share, then you will experience an immediate dilution of the aggregate NAV of your shares.

In the event we issue subscription rights, stockholders who do not fully exercise their rights should expect that they will, at the completion of a rights offering, own a smaller proportional interest in us than would otherwise be the case if they fully exercised their rights. Such dilution is not currently determinable because it is not known what proportion of the shares will be purchased as a result of such rights offering. Any such dilution will disproportionately affect nonexercising stockholders. If the subscription price per share is substantially less than the current NAV per share, this dilution could be substantial.

In addition, if the subscription price is less than our NAV per share, our stockholders would experience an immediate dilution of the aggregate NAV of their shares as a result of such rights offering. The amount of any decrease in NAV is not predictable because it is not known at this time what the subscription price and NAV per share will be on the expiration date of the rights offering or what proportion of the shares will be purchased as a result of such rights offering. Such dilution could be substantial.

Investors in offerings of our common stock may incur immediate dilution upon the closing of an offering.

If the public offering price for any offering of shares of our common stock is higher than the book value per share of our outstanding common stock, investors purchasing shares of common stock in any offering will pay a price per share that exceeds the tangible book value per share after such offering.

If we sell common stock at a discount to our NAV per share, stockholders who do not participate in such sale will experience immediate dilution in an amount that may be material.

The issuance or sale by us of shares of our common stock at a discount to NAV poses a risk of dilution to our current stockholders. In particular, stockholders who do not purchase additional shares at or below the discounted price in proportion to their current ownership will experience an immediate decrease in NAV per share (as well as in the aggregate NAV of their shares if they do not participate at all). These stockholders will also experience a disproportionately greater decrease in their participation in our earnings and assets and their voting power than the increase we experience in our assets, potential earning power and voting interests from such issuance or sale. In addition, such sales may adversely affect the price at which our common stock trades.

Stockholders experience dilution in their ownership percentage if they do not participate in our dividend reinvestment plan.

All distributions payable to stockholders that are participants in our dividend reinvestment plan, or DRIP, are automatically reinvested in shares of our common stock. As a result, stockholders that do not participate in the DRIP will experience dilution in their ownership interest over time.

Stockholders may receive shares of our common stock as dividends, which could result in adverse tax consequences to them.

In order to satisfy the Annual Distribution Requirement, we have the ability to declare a large portion of a dividend in shares of our common stock instead of in cash. As long as a portion of such dividend is paid in cash (which portion may be as low as 20% of such dividend) and certain requirements are met, the entire distribution will be treated as a dividend for U.S. federal income tax purposes. As a result, a stockholder generally would be subject to tax on 100% of the fair market value of the dividend on the date the dividend is received by the stockholder in the same manner as a cash dividend, even though most of the dividend was paid in shares of our common stock. We currently do not intend to pay dividends in shares of our common stock.

The trading market or market value of our publicly issued Debt Securities that we may issue may fluctuate.

Upon issuance, any publicly issued debt securities that we may issue will not have an established trading market. We cannot assure you that a trading market for our publicly issued Debt Securities will ever develop or, if developed, will be maintained. In addition to our creditworthiness, many factors may materially adversely affect the trading market for, and market value of, our publicly issued Debt Securities. These factors include:

- the time remaining to the maturity of these Debt Securities;
- the outstanding principal amount of debt securities with terms identical to our Debt Securities;
- the supply of debt securities trading in the secondary market, if any;
- the redemption or repayment features, if any, of our Debt Securities;
- the level, direction and volatility of market interest rates generally; and
- market rate of interest higher or lower than the rate borne by our Debt Securities.

You should also be aware that there may be a limited number of buyers when you decide to sell your debt securities. This too may materially adversely affect the market value of our Debt Securities or the trading market for our Debt Securities.

Terms relating to redemption may materially adversely affect your return on the debt securities that we may issue.

If we issue debt securities that are redeemable at our option, we may choose to redeem the debt securities at times when prevailing interest rates are lower than the interest rate paid on our Debt Securities. In addition, if such debt securities are subject to mandatory redemption, we may be required to redeem our Debt Securities at times when prevailing interest rates are lower than the interest rate paid on our Debt Securities. In this circumstance, you may not be able to reinvest the redemption proceeds in a comparable security at an effective interest rate as high as your debt securities being redeemed.

Credit ratings provided by third party credit rating agencies may not reflect all risks of an investment in Debt Securities that we may issue.

Credit ratings provided by third party credit rating agencies are an assessment by third parties of our ability to pay our obligations. Consequently, real or anticipated changes in our credit ratings will generally affect the market value of Debt Securities that we may issue. Credit ratings provided by third party credit rating agencies, however, may not reflect the potential impact of risks related to market conditions generally or other factors discussed above on the market value of or trading market for any publicly issued debt securities that we may issue. Because we approved increasing the amount we are permitted to borrow under the 1940 Act, our credit rating may decline and we may incur additional costs in borrowing.

Sales in the public market of substantial amounts of our common stock may have an adverse effect on the market price of our common stock, and the registration of a substantial amount of insider shares, whether or not actually sold, may have a negative impact on the market price of our common stock.

Sales of substantial amounts of our common stock, or the availability of such common stock for sale, whether or not actually sold, could adversely affect the prevailing market price of our common stock. If this occurs and continues, it could impair our ability to raise additional capital through the sale of equity securities should we desire to do so.

Our Debt Securities are unsecured and therefore are effectively subordinated to any secured indebtedness we have currently incurred or may incur in the future.

Our Debt Securities are not secured by any of our assets or any of the assets of our subsidiaries. As a result, our Debt Securities are effectively subordinated to any secured indebtedness we or our subsidiaries have currently incurred and may incur in the future (or any indebtedness that is initially unsecured to which we subsequently grant security) to the extent of the value of the assets securing such indebtedness. In any liquidation, dissolution, bankruptcy or other similar proceeding, the holders of any of our existing or future secured indebtedness and the secured indebtedness of our subsidiaries may assert rights against the assets pledged to secure that indebtedness in order to receive full payment of their indebtedness before the assets may be used to pay other creditors, including the holders of our Debt Securities.

Our Debt Securities are structurally subordinated to the indebtedness and other liabilities of our subsidiaries.

Our Debt Securities are obligations exclusively of Horizon Technology Finance Corporation, and not of any of our subsidiaries. None of our subsidiaries is a guarantor of our Debt Securities and our Debt Securities are not required to be guaranteed by any subsidiaries we may acquire or create in the future. The assets of such subsidiaries are not directly available to satisfy the claims of our creditors, including holders of our Debt Securities.

Except to the extent we are a creditor with recognized claims against our subsidiaries, all claims of creditors (including trade creditors) and holders of preferred stock, if any, of our subsidiaries have priority over our equity interests in such subsidiaries (and therefore the claims of our creditors, including holders of our Debt Securities) with respect to the assets of such subsidiaries. Even if we are recognized as a creditor of one or more of our subsidiaries, our claims are effectively subordinated to any security interests in the assets of any such subsidiary and to any indebtedness or other liabilities of any such subsidiary senior to our claims. Consequently, our Debt Securities are structurally subordinated to all indebtedness and other liabilities (including trade payables) of any of our subsidiaries and any subsidiaries that we may in the future acquire or establish as financing vehicles or otherwise.

In addition, our subsidiaries may incur substantial additional indebtedness in the future, all of which would be structurally senior to our Debt Securities.

The indenture governing our Debt Securities contains limited protection for holders of our Debt Securities.

The indenture governing our Debt Securities offers limited protection to holders of our Debt Securities. The terms of the indenture do not restrict our or any of our subsidiaries' ability to engage in, or otherwise be a party to, a variety of corporate transactions, circumstances or events that could have a material adverse impact on investments in our Debt Securities. In particular, the terms of the indenture do not place any restrictions on our or our subsidiaries' ability to:

- issue securities or otherwise incur additional indebtedness or other obligations, including (1) any indebtedness or other obligations that would be equal in right of payment to our Debt Securities, (2) any indebtedness or other obligations that would be secured and therefore rank effectively senior in right of payment to our Debt Securities to the extent of the values of the assets securing such debt, (3) indebtedness of ours that is guaranteed by one or more of our subsidiaries and which therefore is structurally senior to our Debt Securities and (4) securities, indebtedness or obligations issued or incurred by our subsidiaries that would be senior to our equity interests in our subsidiaries and therefore rank structurally senior to our Debt Securities with respect to the assets of our subsidiaries, in each case other than an incurrence of indebtedness or other obligation that would cause a violation of Section 18(a)(1)(A) of the 1940 Act as modified by Section 61(a)(l) of the 1940 Act or any successor provisions, whether or not we continue to be subject to such provisions of the 1940 Act, (these provisions generally prohibit us from making additional borrowings, including through the issuance of additional debt or the sale of additional debt securities, unless our asset coverage, as defined in the 1940 Act, equals at least 150% after such borrowings);

- pay dividends on, or purchase or redeem or make any payments in respect of capital stock or other securities ranking junior in right of payment to our Debt Securities, including subordinated indebtedness, in each case other than dividends, purchases, redemptions or payments that would cause a violation of Section 18(a)(1)(B) of the 1940 Act as modified by Section 61(a)(l) of the 1940 Act or any successor provisions giving effect to any exemptive relief granted to us by the SEC (these provisions generally prohibit us from declaring any cash dividend or distribution upon any class of our capital stock, or purchasing any such capital stock unless our asset coverage, as defined in the 1940 Act, equals at least 150% at the time of the declaration of the dividend or distribution or the purchase and after deducting the amount of such dividend, distribution or purchase);
- sell assets (other than certain limited restrictions on our ability to consolidate, merge or sell all or substantially all of our assets);
- enter into transactions with affiliates;
- create liens (including liens on the shares of our subsidiaries) or enter into sale and leaseback transactions;
- make investments; or
- create restrictions on the payment of dividends or other amounts to us from our subsidiaries.

In addition, the indenture does not require us to offer to purchase our Debt Securities in connection with a change of control or any other event.

Furthermore, the terms of the indenture do not protect holders of our Debt Securities in the event that we experience changes (including significant adverse changes) in our financial condition, results of operations or credit ratings, as they do not require that we or our subsidiaries adhere to any financial tests or ratios or specified levels of net worth, revenues, income, cash flow, or liquidity.

Our ability to recapitalize, incur additional debt and take a number of other actions that are not limited by the terms of our Debt Securities may have important consequences for holders of our Debt Securities, including making it more difficult for us to satisfy our obligations with respect to our Debt Securities or negatively affecting the trading value of our Debt Securities.

Certain of our current debt instruments include more protections for their holders than the indenture. In addition, other debt we issue or incur in the future could contain more protections for its holders than the indenture, including additional covenants and events of default. The issuance or incurrence of any such debt with incremental protections could affect the market for and trading levels and prices of our Debt Securities.

An active trading market for our Debt Securities may not exist, which could limit holders' ability to sell our Debt Securities or affect the market price of our Debt Securities.

We cannot provide any assurances that an active trading market for our Debt Securities will exist in the future or that you will be able to sell our Debt Securities. Even if an active trading market does exist, our Debt Securities may trade at a discount from their initial offering price depending on prevailing interest rates, the market for similar securities, our credit ratings, if any, general economic conditions, our financial condition, performance and prospects and other factors. To the extent an active trading market does not exist, the liquidity and trading price for our Debt Securities may be harmed. Accordingly, you may be required to bear the financial risk of an investment in our Debt Securities for an indefinite period of time.

The optional redemption provision may materially adversely affect the return on our Debt Securities.

Our Debt Securities may provide that such securities are redeemable in whole or in part prior to their maturity date at our sole option. We may choose to redeem our Debt Securities at times when prevailing interest rates are lower than the interest rate paid on our Debt Securities. In this circumstance, the holders of our Debt Securities may not be able to reinvest the redemption proceeds in a comparable security at an effective interest rate as high as our Debt Securities being redeemed.

If we default on our obligations to pay our other indebtedness, we may not be able to make payments on our Debt Securities.

Any default under the agreements governing our indebtedness, including a default under the Credit Facilities, the 2019-1 Securitization or the 2022-1 Securitization, or other indebtedness to which we may be a party that is not waived by the required lenders or holders thereunder, and the remedies sought by the holders of such indebtedness could make us unable to pay principal, premium, if any, and interest on our Debt Securities and substantially decrease the market value of our Debt Securities. If we are unable to generate sufficient cash flow and are otherwise unable to obtain funds necessary to meet required payments of principal, premium, if any, and interest on our indebtedness, or if we

otherwise fail to comply with the various covenants, including financial and operating covenants, in the instruments governing our indebtedness, we could be in default under the terms of the agreements governing such indebtedness. In the event of such default, the holders of such indebtedness could elect to declare all the funds borrowed thereunder to be due and payable, together with accrued and unpaid interest, the lenders under the Credit Facilities, the 2019-1 Securitization or the 2022-1 Securitization or other debt we may incur in the future could elect to terminate their commitments, cease making further loans and institute foreclosure proceedings against our assets, and we could be forced into bankruptcy or liquidation. If our operating performance declines, we may in the future need to seek to obtain waivers from the required lenders under the Credit Facilities, the 2019-1 Securitization or the 2022-1 Securitization or other debt that we may incur in the future to avoid being in default. If we breach our covenants under the Credit Facilities, the 2019-1 Securitization or the 2022-1 Securitization or other debt and seek a waiver, we may not be able to obtain a waiver from the required lenders or holders. If this occurs, we would be in default and our lenders or debt holders could exercise their rights as described above, and we could be forced into bankruptcy or liquidation. If we are unable to repay debt, lenders having secured obligations, including the lenders under the Credit Facilities the 2019-1 Securitization or the 2022-1 Securitization, could proceed against the collateral securing the debt. Because the Credit Facilities the 2019-1 Securitization or the 2022-1 Securitization have, and any future credit facilities will likely have, customary cross-default provisions, if the indebtedness thereunder or under any future credit facility is accelerated, we may be unable to repay or finance the amounts due.

FATCA withholding may apply to payments to certain foreign entities.

Payments made under our Debt Securities to a foreign financial institution, or "FFI," or non-financial foreign entity, or "NFFE" (including such an institution or entity acting as an intermediary), may be subject to a U.S. withholding tax of 30% under U.S. Foreign Account Tax Compliance Act provisions of the Code (commonly referred to as "FATCA"). This withholding tax may apply to payments of interest on our Debt Securities, unless the FFI or NFFE complies with certain information reporting, withholding, identification, certification and related requirements imposed by FATCA. Depending upon the status of a holder and the status of an intermediary through which any Debt Securities are held, the holder could be subject to this 30% withholding tax in respect of any interest paid on our Debt Securities. Holders of our Debt Securities should consult their own tax advisors regarding FATCA and how it may affect their investment in our Debt Securities.

General Risk Factors

General economic conditions could adversely affect the performance of our investments.

We and our portfolio companies are susceptible to the effects of economic slowdowns or recessions. The global growth cycle is in a mature phase and signs of slowdown are evident in certain regions around the world, although most economists continue to expect moderate economic growth in the near term, with limited signals of an imminent recession in the U.S. as consumer and government spending remain healthy. Although the broader outlook remains constructive, geopolitical instability continues to pose risk. In particular, the current U.S. political environment and the resulting uncertainties regarding actual and potential shifts in U.S. foreign investment, trade, taxation, economic, environmental and other policies under the current Administration, as well as the impact of geopolitical tension, such as a deterioration in the bilateral relationship between the U.S. and China or the conflict between Russia and Ukraine, could lead to disruption, instability and volatility in the global markets. Unfavorable economic conditions would be expected to increase our funding costs, limit our access to the capital markets or result in a decision by lenders not to extend credit to us. These events may limit our investment originations, and limit our ability to grow and could have a material negative impact on our operating results, financial condition, results of operations and cash flows and the fair values of our debt and equity investments. In addition, the outbreak of COVID-19 in many countries, along with more recent COVID-19 variants, has disrupted global travel and supply chains, and has adversely impacted global commercial activity and a number of industries, such as transportation, hospitality and entertainment. The rapid development and fluidity of this situation precludes any prediction as to the ultimate adverse impact of COVID-19, or any future pandemics that may arise, which may have a continued adverse impact on economic and market conditions.

Certain of our portfolio companies may be affected by global conflict. In particular, on February 24, 2022, Russian troops began a full-scale invasion of Ukraine and, as of the date hereof, the countries remain in active armed conflict. Around the same time, the U.S., the U.K., the E.U., and several other nations announced a broad array of new or expanded sanctions, export controls, and other measures against Russia, Russian-backed separatist regions in Ukraine, and certain banks, companies, government officials, and other individuals in Russia and Belarus, as well as a number of Russian Oligarchs. The U.S. or other countries could also institute broader sanctions on Russia and others supporting Russia's economy or military efforts. The ongoing conflict and the rapidly evolving measures in response could be expected to have a negative impact on the economy and business activity globally, and therefore could adversely affect the performance of the Company's portfolio companies. The severity and duration of the conflict and its impact on global economic and market conditions are impossible to predict, and as a result, could present material uncertainty and risk with respect to the Company and its portfolio companies and operations, and the ability of the Company to achieve its investment objectives. Similar risks will exist to the extent that any portfolio companies, service providers, vendors or certain other parties have material operations or assets in Russia, Ukraine, Belarus, or the immediate surrounding areas. Sanctions could also result in Russia taking counter measures or retaliatory actions which could adversely impact our business or the business of our portfolio companies, including, but not limited to, cyberattacks targeting private companies, individuals or other infrastructure upon which our business and the business of our portfolio companies rely.

Any deterioration of general economic conditions may lead to significant declines in corporate earnings or loan performance, and the ability of corporate borrowers to service their debt, any of which could trigger a period of global economic slowdown, and have an adverse impact on the performance and financial results of the Company, and the value and the liquidity of the shares. In an economic downturn, we may have non-performing assets or non-performing assets may increase, and the value of our portfolio is likely to decrease during these periods. Adverse economic conditions may also decrease the value of any collateral securing our loan investments. A severe recession may further decrease

the value of such collateral and result in losses of value in our portfolio and a decrease in our revenues, net income, assets and net worth. Unfavorable economic conditions also could increase our funding costs, limit our access to the capital markets or result in a decision by lenders not to extend credit to us on favorable terms or at all. These events could prevent us from increasing investments and harm our operating results.

We operate in a highly competitive market for investment opportunities, and if we are not able to compete effectively, our business, results of operations and financial condition may be adversely affected and the value of your investment in us could decline.

We compete for investments with a number of investment funds and other BDCs, as well as traditional financial services companies such as commercial banks and other financing sources. Some of our competitors are larger and have greater financial, technical, marketing and other resources than we have. For example, some competitors may have a lower cost of funds and access to funding sources that are not available to us. This may enable these competitors to make commercial loans with interest rates that are comparable to, or lower than, the rates we typically offer. We may lose prospective portfolio companies if we do not match our competitors' pricing, terms and structure. If we do match our competitors' pricing, terms or structure, we may experience decreased net interest income and increased risk of credit losses. In addition, some of our competitors may have higher risk tolerances or different risk assessments, which could allow them to consider a wider variety of investments, establish more relationships than us and build their market shares. Furthermore, many of our competitors are not subject to the regulatory restrictions that the 1940 Act imposes on us as a BDC or that the Code imposes on us as a RIC. If we are not able to compete effectively, we may not be able to identify and take advantage of attractive investment opportunities that we identify and may not be able to fully invest our available capital. If this occurs, our business, financial condition and results of operations could be materially adversely affected.

Price declines in the U.S. corporate debt market may adversely affect the fair value of our portfolio, reducing our NAV through increased net unrealized depreciation.

Conditions in the U.S. corporate debt market may deteriorate, as seen during the recent financial crisis, which may cause pricing levels to similarly decline or be volatile. During the financial crisis, many institutions were forced to raise cash by selling their interests in performing assets in order to satisfy margin requirements or the equivalent of margin requirements imposed by their lenders and/or, in the case of hedge funds and other investment vehicles, to satisfy widespread redemption requests. This resulted in a forced deleveraging cycle of price declines, compulsory sales, and further price declines, with falling underlying credit values, and other constraints resulting from the credit crisis generating further selling pressure. If similar events occurred in the medium- and large-sized U.S. corporate debt market, our NAV could decline through an increase in unrealized depreciation and incurrence of realized losses in connection with the sale of our investments, which could have a material adverse impact on our business, financial condition and results of operations.

The capital markets are currently in a period of disruption and economic uncertainty. Such market conditions have materially and adversely affected debt and equity capital markets, which have had, and may continue to have, a negative impact on our business and operations.

The U.S. capital markets have experienced extreme disruption since the global outbreak of COVID-19. Such disruptions have been evidenced by volatility in global stock markets as a result of, among other things, uncertainty regarding the COVID-19 pandemic and the fluctuating price of commodities such as oil. Despite actions of the U.S. federal government and foreign governments, these events have contributed to worsening general economic conditions that are materially and adversely impacting broader financial and credit markets and reducing the availability of debt and equity capital for the market as a whole. These conditions could continue for a prolonged period of time or worsen in the future.

Significant changes or volatility in the capital markets may negatively affect the valuations of our investments. While most of our investments are not publicly traded, applicable accounting standards require us to assume as part of our valuation process that our investments are sold in a principal market to market participants (even if we plan to hold an investment to maturity). Our valuations, and particularly valuations of private investments and private companies, are inherently uncertain, fluctuate over short periods of time and are often based on estimates, comparisons and qualitative evaluations of private information that may not reflect the full impact of the COVID-19 pandemic and measures taken in response thereto. Any public health emergency, including the COVID-19 pandemic or an outbreak of other existing or new epidemic diseases, or the threat thereof, and the resulting financial and economic market uncertainty could have a significant adverse impact on us and the fair value of our investments and our portfolio companies.

Significant changes in the capital markets, such as the disruption in economic activity caused by the COVID-19 pandemic, have limited and could continue to limit our investment originations, limit our ability to grow and have a material negative impact on our and our portfolio companies' operating results and the fair values of our debt and equity investments. Additionally, the recent disruption in economic activity caused by the COVID-19 pandemic has had, and may continue to have, a negative effect on the potential for liquidity events involving our investments. The illiquidity of our investments may make it difficult for us to sell such investments to access capital, if required. As a result, we could realize significantly less than the value at which we have recorded our investments if we were required to sell them to increase our liquidity. An inability on our part to raise incremental capital, and any required sale of all or a portion of our investments as a result, could have a material adverse effect on our business, financial condition or results of operations.

Further, current market conditions may make it difficult to raise equity capital, extend the maturity of or refinance our existing indebtedness or obtain new indebtedness with similar terms and any failure to do so could have a material adverse effect on our business. The debt capital available to us in the future, if available at all, may bear a higher interest rate and may be available only on terms and conditions less favorable than those of our existing debt and such debt may need to be incurred in a rising interest rate environment. If we are unable to raise new debt or refinance our existing debt, then our equity investors will not benefit from the potential for increased returns on equity resulting from leverage, and we may be unable to make new commitments or to fund existing commitments to our portfolio companies. Any inability to extend the maturity of or refinance our existing debt, or to obtain new debt, could have a material adverse effect on our business, financial condition or results of operations.

We, our Advisor, and our portfolio companies may maintain cash balances at financial institutions that exceed federally insured limits and may otherwise be materially affected by adverse developments affecting the financial services industry, such as actual events or concerns involving liquidity, defaults or non-performance by financial institutions or transactional counterparties.

Our cash and our Advisor's cash is held in accounts at U.S. banking institutions that we believe are of high quality. Cash held by us, our Advisor and by our portfolio companies in non-interest-bearing and interest-bearing operating accounts may exceed the Federal Deposit Insurance Corporation, or FDIC, insurance limits. If such banking institutions were to fail, we, our Advisor, or our portfolio companies could lose all or a portion of those amounts held in excess of such insurance limitations. In addition, actual events involving limited liquidity, defaults, non-performance or other adverse developments that affect financial institutions, transactional counterparties or other companies in the financial services industry or the financial services industry generally, or concerns or rumors about any events of these kinds or other similar risks, have in the past and may in the future lead to market-wide liquidity problems, which could adversely affect our, our Advisor's and our portfolio companies' business, financial condition, results of operations, or prospects.

Although we and our Advisor assess our and our portfolio companies' banking relationships as we believe necessary or appropriate, our and our portfolio companies' access to funding sources and other credit arrangements in amounts adequate to finance or capitalize our respective current and projected future business operations could be significantly impaired by factors that affect us, our Advisor or our portfolio companies, the financial institutions with which we, our Advisor or our portfolio companies have arrangements directly, or the financial services industry or economy in general. These factors could include, among others, events such as liquidity constraints or failures, the ability to perform obligations under various types of financial, credit or liquidity agreements or arrangements, disruptions or instability in the financial services industry or financial markets, or concerns or negative expectations about the prospects for companies in the financial services industry. These factors could involve financial institutions or financial services industry companies with which we, our Advisor or our portfolio companies have financial or business relationships, but could also include factors involving financial markets or the financial services industry generally.

In addition, investor concerns regarding the U.S. or international financial systems could result in less favorable commercial financing terms, including higher interest rates or costs and tighter financial and operating covenants, or systemic limitations on access to credit and liquidity sources, thereby making it more difficult for us, our Advisor, or our portfolio companies to acquire financing on acceptable terms or at all.

Terrorist attacks, acts of war, natural disasters, disease outbreaks or pandemics may impact our portfolio companies and harm our business, operating results and financial condition.

Terrorist acts, acts of war, natural disasters, disease outbreaks, pandemics, or other similar events may disrupt our operations, as well as the operations of our portfolio companies. Such acts have created, and continue to create, economic and political uncertainties and have contributed to recent global economic instability. Future terrorist activities, military or security operations, natural disasters, disease outbreaks, pandemics, or other similar events could further weaken the domestic/global economies and create additional uncertainties, which may negatively impact our portfolio companies and, in turn, could have a material adverse impact on our business, operating results, and financial condition. Losses from terrorist attacks and natural disasters are generally uninsurable.

We incur significant costs as a result of being a publicly traded company.

As a publicly traded company, we incur legal, accounting and other expenses, including costs associated with the periodic reporting requirements applicable to a company whose securities are registered under the Exchange Act as well as additional corporate governance requirements, including requirements under the Sarbanes-Oxley Act, and other rules implemented by the SEC.

Compliance with Section 404 of the Sarbanes-Oxley Act involves significant expenditures, and non-compliance with Section 404 of the Sarbanes-Oxley Act would adversely affect us and the market price of our common stock.

Under current SEC rules, we are required to report on our internal control over financial reporting pursuant to Section 404 of the Sarbanes-Oxley Act and related rules and regulations of the SEC. As a result, we incur additional expenses that negatively impact our financial performance and our ability to make distributions. This process also results in a diversion of management's time and attention. We cannot be certain as to the timing of completion of our annual re-evaluation, testing and remediation actions or the impact of the same on our operations, and we cannot assure you that our internal control over financial reporting is or will be effective. In the event that we are unable to maintain compliance with Section 404 of the Sarbanes-Oxley Act and related rules, we and the market price of our securities may be adversely affected.

We are highly dependent on information systems and systems failures could significantly disrupt our business, which may, in turn, negatively affect the market price of our common stock and our ability to pay distributions.

Our business is highly dependent on the Advisor and its affiliates' communications and information systems. Any failure or interruption of those systems, including as a result of the termination of an agreement with any third-party service providers, could cause delays or other problems in our activities. Our financial, accounting, data processing, backup or other operating systems and facilities may fail to operate properly or become disabled or damaged as a result of a number of factors including events that are wholly or partially beyond our control and adversely affect our business. There could be:

- sudden electrical or telecommunications outages;
- natural disasters such as earthquakes, floods, tornadoes and hurricanes;
- disease pandemics; and
- events arising from local or larger scale political or social matters, including terrorist acts.

Any of these events, could have a material adverse effect on our operating results and negatively affect the market price of our common stock and our ability to pay distributions to our stockholders.

In addition, these communications and information systems are subject to potential attacks, including through adverse events that threaten the confidentiality, integrity or availability of our information resources (i.e., cyber incidents). These attacks could involve gaining unauthorized access to our information systems for purposes of misappropriating assets, stealing confidential information, corrupting data or causing operational disruption and result in disrupted operations, misstated or unreliable financial data, liability for stolen assets or information, increased cybersecurity protection and insurance costs, litigation and damage to our business relationships, any of which could have a material adverse effect on our business, financial condition and results of operations. As our reliance on technology has increased, so have the risks posed to our information systems, both internal and those provided by the Advisor and third-party service providers. We, along with our Advisor, have implemented processes, procedures and internal controls to help mitigate cybersecurity risks and cyber intrusions, but these measures, as well as our increased awareness of the nature and extent of the risk of a cyber incident, may be ineffective and do not guarantee that a cyber incident will not occur or that our financial results, operations or confidential information will not be negatively impacted by such an incident. In addition, the costs related to cyber or other security threats or disruptions may not be fully insured or indemnified by other means. Furthermore, cybersecurity has become a top priority for regulators around the world, and some jurisdictions have enacted laws requiring companies to notify individuals of data security breaches involving certain types of personal data. If we fail to comply with the relevant laws and regulations, we could suffer financial losses, a disruption of our businesses, liability to investors, regulatory intervention or reputational damage.

We are subject to risks associated with an uncertain interest rate environment that may affect our cost of capital and net investment income.

While interest rates have reached their highest levels in the recent past, it is uncertain when and at what pace interest rates will decline.

Because we currently incur indebtedness to fund our investments, a portion of our income depends upon the difference between the interest rate at which we borrow funds and the interest rate at which we invest these funds. To the extent our investments have fixed interest rates or have interest rate floors that are higher than the floor on, or interest rates that "reset" less frequently than, the Credit Facilities, increases in interest rates can lead to interest rate compression and have a material adverse effect on our net investment income. In addition to increasing the cost of borrowed funds, which may materially reduce our net investment income, rising interest rates may also adversely affect our ability to obtain additional debt financing on terms as favorable as under our current debt financings, or at all. See "—If we are unable to obtain additional debt financing, our business could be materially adversely affected."

In the current high interest rate environment, there is a risk that the portfolio companies in which we hold floating rate securities will be unable to pay escalating interest amounts, which could result in a default under their loan documents with us. Rising interest rates could also cause portfolio companies to shift cash from other productive uses to the payment of interest, which may have a material adverse effect on their business and operations and could, over time, lead to increased defaults on our investments in such portfolio companies. In addition, increasing payment obligations under floating rate loans may cause borrowers to refinance or otherwise repay our loans earlier than they otherwise would, requiring us to incur management time and expense to re-deploy such proceeds, including on terms that may not be as favorable as our existing loans. In addition, rising interest rates may increase pressure on us to provide fixed rate loans to our portfolio companies, which could adversely affect our net investment income, as increases in our cost of borrowed funds would not be accompanied by increased interest income from such fixed-rate investments.

We may hedge against interest rate fluctuations by using hedging instruments such as caps, swaps, futures, options and forward contracts, subject to applicable legal requirements, including all necessary registrations (or exemptions from registration) with the Commodity Futures Trading Commission. See Item 7A. Quantitative and Qualitative Disclosures About Market Risk. These activities may limit our ability to benefit from lower interest rates with respect to the hedged portfolio. Adverse developments resulting from changes in interest rates or hedging transactions or any adverse developments from our use of hedging instruments could have a material adverse effect on our business, financial

condition and results of operations. In addition, we may be unable to enter into appropriate hedging transactions when desired and any hedging transactions we enter into may not be effective.

As a rise in the general level of interest rates can be expected to lead to higher interest rates applicable to our debt investments, an increase in interest rates would make it easier for us to meet or exceed the hurdle rate applicable to the incentive fee and may result in a substantial increase in the amount of incentive fees payable to the Advisor with respect to Pre-Incentive Fee Net Investment Income.

Also, an increase in interest rates on investments available to investors could make investment in our common stock less attractive if we are not able to increase our distributions, which could materially reduce the value of our common stock.

As of the date of this filing, nearly all of our floating rate investments are linked to the prime rate. We expect that substantially all of our future floating rate investments will be linked to the prime rate. We may need to renegotiate any credit agreements extending beyond June 2023 with our portfolio companies that utilize LIBOR terms as a factor in determining the interest rate, in order to replace LIBOR with the new standard that is established, which may have an adverse effect on our overall financial condition or results of operations. As such, some or all of these credit agreements may bear a lower interest rate, which would adversely impact our financial condition or results of operations.

Because many of our investments are not and typically will not be in publicly traded securities, the value of our investments may not be readily determinable, which could adversely affect the determination of our NAV.

Our investments consist, and we expect our future investments to consist, primarily of debt investments or securities issued by privately held companies. As these investments are not publicly traded, their fair value may not be readily determinable. In addition, we are not permitted to maintain a general reserve for anticipated debt investment losses. Instead, we are required by the 1940 Act to specifically value each investment and record an unrealized gain or loss for any asset that we believe has increased or decreased in value. We value these investments on a quarterly basis, or more frequently as circumstances require, in accordance with our valuation policy and consistent with GAAP. Our Board employs independent third-party valuation firms to assist it in arriving at the fair value of our investments. Our Board discusses valuations and determines the fair value in good faith based on the input of our Advisor and the third-party valuation firms. The factors that may be considered in fair value pricing our investments include the nature and realizable value of any collateral, the portfolio company's earnings and its ability to make payments on its indebtedness, the markets in which the portfolio company does business, comparisons to publicly traded companies, discounted cash flow and other relevant factors. Because such valuations are inherently uncertain and may be based on estimates, our determinations of fair value may differ materially from the values that would be assessed if a ready market for these securities existed. Our NAV could be adversely affected if our determinations regarding the fair value of our investments are materially higher than the values that we ultimately realize upon the disposal of these investments.

We are subject to risks related to corporate social responsibility.

Our business faces increasing public scrutiny related to environmental, social and governance ("ESG") activities. We risk damage to our brand and reputation if we fail to act responsibly in a number of areas, such as environmental stewardship, corporate governance and transparency and considering ESG factors in our investment processes. Adverse incidents with respect to ESG activities could impact the value of our brand, the cost of our operations and relationships with investors, all of which could adversely affect our business and results of operations. Additionally, new regulatory initiatives related to ESG could adversely affect our business.

The effect of global climate change may impact the operations of our portfolio companies.

There may be evidence of global climate change. Climate change creates physical and financial risk and some of our portfolio companies may be adversely affected by climate change. For example, the needs of customers of energy companies vary with weather conditions, primarily temperature and humidity. To the extent weather conditions are affected by climate change, energy use could increase or decrease depending on the duration and magnitude of any changes. Increases in the cost of energy could adversely affect the cost of operations of our portfolio companies if the use of energy products or services is material to their business. A decrease in energy use due to weather changes may affect some of our portfolio companies' financial condition through, for example, decreased revenues. Extreme weather conditions in general require more system backup, adding to costs, and can contribute to increased system stresses, including service interruptions.

Inflation may adversely affect the business, results of operations and financial condition of our portfolio companies.

Certain of our portfolio companies may be impacted by inflation. If such portfolio companies are unable to pass any increases in their costs along to their customers, it could adversely affect their results and impact their ability to pay interest and principal on our loans. In addition, any projected future decreases in our portfolio companies' operating results due to inflation could adversely impact the fair value of those investments. Any decreases in the fair value of our investments could result in future unrealized losses and therefore reduce our net assets resulting from operations.

Item 1B. Unresolved Staff Comments

None

Item 1C. Cybersecurity

We have processes in place to assess, identify, and manage material risks from cybersecurity threats. Our business is dependent on the communications and information systems of our Advisor and other third-party service providers. Our Advisor manages our day-to-day operations and has implemented a cybersecurity program that applies to us and its operations.

Cybersecurity Program Overview

Our Advisor has instituted a cybersecurity program designed to identify, assess, and mitigate cyber risks applicable to us. The cyber risk management program involves risk assessments, implementation of security measures, and ongoing monitoring of systems and networks, including networks on which we rely. Our Advisor actively monitors the current threat landscape in an effort to identify material risks arising from new and evolving cybersecurity threats, including material risks faced by us.

Our Advisor has identified a Cyber Incident Response Team, or Response Team, who is responsible for providing appropriate oversight, strategic direction, and decision making for an event that potentially could cause a material impact to the business. The Response Team includes the Chief Financial Officer, Chief Compliance Officer and General Counsel, and our Vice President of Operations and these individuals are responsible for coordinating the incident response, including any required notification to the Audit Committee or Board of Directors.

We rely on our Advisor to engage external experts, including cybersecurity assessors, consultants, and auditors to evaluate cybersecurity measures and risk management processes, including those applicable to us.

We rely on our Advisor's risk management program and processes, which include cyber risk assessments.

We depend on and engages various third parties, including suppliers, vendors, and service providers, to operate its business. We rely on the expertise of risk management, legal, information technology, and compliance personnel of our Advisor when identifying and overseeing risks from cybersecurity threats associated with our use of such entities.

Board Oversight of Cybersecurity Risks

Our Board provides strategic oversight on cybersecurity matters, including risks associated with cybersecurity threats. Our Board receives periodic updates from our Response Team regarding the overall state of our Advisor's cybersecurity program, information on the current threat landscape, and risks from cybersecurity threats and cybersecurity incidents impacting us.

Management's Role in Cybersecurity Risk Management

Our management, including our Response Team, is responsible for assessing and managing material risks from cybersecurity threats. Our management continuously assess, meet and prioritize cybersecurity risks and actions taken to mitigate these risks. Members of our management possess relevant expertise in various disciplines that are key to effectively managing such risks. We leverage the resources of Monroe Capital, including the Head of Information Technology, who provides resources and expertise to assist us in our cybersecurity program. Our management is informed about and monitors the prevention, detection, mitigation, and remediation of cybersecurity incidents impacting us, including through the receipt of notifications from service providers and reliance on communications with risk management, legal, information technology, and/or compliance personnel of our Advisor.

Assessment of Cybersecurity Risk

In the past three years, we have not experienced a material cybersecurity breach and the potential impact of risks from cybersecurity threats on us are assessed on an ongoing basis, and how such risks could materially affect our business strategy, operational results, and financial condition are regularly evaluated. During the reporting period, we have not identified any risks from cybersecurity threats, including as a result of previous cybersecurity incidents, that we believe have materially affected, or are reasonably likely to materially affect, us, including its business strategy, operational results, and financial condition.

Item 2. Properties

We do not own any real estate or other physical properties materially important to our operation. Our headquarters and our Advisor's headquarters are currently located at 312 Farmington Avenue, Farmington, Connecticut 06032. We believe that our office facilities are suitable and adequate to our business.

Item 3. Legal Proceedings

Neither we nor our Advisor is currently subject to any material legal proceedings.

Item 4. Mine Safety Disclosures

Not applicable

PART II

Item 5. Market for Registrant's Common Equity, Related Stockholder Matters and Issuer Purchases of Equity Securities

Common stock

Our common stock is traded on Nasdaq, under the symbol "HRZN". The last reported price for our common stock on February 27, 2023 February 26, 2024 was \$12.62 \$13.01 per share, which represented a 10% 34% premium to NAV per share. As of February 27, 2023 February 26, 2024 we had 21 stockholders of record, which did not include stockholders for whom shares are held in nominee or "street" name.

Shares of BDCs may trade at a market price that is less than the NAV that is attributable to those shares. The possibility that our shares of common stock will trade at a discount from NAV or at a premium that is unsustainable over the long term is separate and distinct from the risk that our NAV will decrease. It is not possible to predict whether our shares will trade at, above or below NAV in the future.

Sales of unregistered securities

We did not engage in any sales of unregistered equity securities during the years ended December 31, 2022 December 31, 2023, 2021 2022 and 2020, 2021.

Issuer Purchases of Equity Securities

On April 29, 2022 April 28, 2023, our Board extended a previously authorized stock repurchase plan which allows us to repurchase up to \$5.0 million of our outstanding common stock. Unless extended by our Board, the repurchase program will expire on the earlier of June 30, 2023 June 30, 2024 and the repurchase of \$5.0 million of common stock. During the quarter ended December 31, 2022 December 31, 2023, we did not repurchase any shares of our common stock. During the years ended December 31, 2022 December 31, 2023, 2021 2022 and 2020, 2021, we did not repurchase any shares of our common stock. From the inception of the stock repurchase program on September 18, 2015 through December 31, 2022 December 31, 2023, we have repurchased 167,465 shares of our common stock at an average price of \$11.22 on the open market at a total cost of \$1.9 million.

Any shares repurchased by us may have the effect of maintaining the market price of our common stock or retarding a decline in the market price of the common stock, and, as a result, the price of our common stock may be higher than the price that otherwise might exist in the open market. In addition, as any shares repurchased pursuant to the stock repurchase plan will be purchased at a price below the NAV per share as reported in our most recent financial statements, share repurchases may have the effect of increasing our NAV per share.

Distributions

We intend to continue making monthly distributions to our stockholders. The timing and amount of our monthly distributions, if any, is determined by our Board. Any distributions to our stockholders are declared out of assets legally available for distribution. We monitor available net investment income to determine if a tax return of capital may occur for the fiscal year. To the extent our taxable earnings fall below the total amount of our distributions for any given fiscal year, a portion of those distributions may be considered a return of capital to our common stockholders for U.S. federal income tax purposes. Thus, the source of distribution to our stockholders may be the original capital invested by the stockholder rather than our income or gains. Stockholders should read any written disclosure accompanying a distribution payment carefully and should not assume that the source of any distribution is our ordinary income or gains.

In order to qualify to be subject to tax as a RIC, we must meet certain source-of-income, asset diversification and annual distribution requirements. Generally, in order to qualify as a RIC, we must derive at least 90% of our gross income during each tax year from dividends, interest, payments with respect to certain securities, loans, gains from the sale or other disposition of stock, securities or foreign currencies, or other income derived with respect to our business of investing in stock or other securities. We must also meet certain asset diversification requirements at the end of each quarter of each tax year. Failure to meet these diversification requirements on the last day of a quarter may result in us having to dispose of certain investments quickly in order to prevent the loss of RIC status. Any such dispositions could be made at disadvantageous prices or times, and may cause us to incur substantial losses.


In addition, in order to be eligible for the special tax treatment accorded to RICs and to avoid the imposition of corporate level tax on the income and gains we distribute to our stockholders, each tax year we are required under the Code to distribute as dividends of an amount generally at least 90% of our investment company taxable income, determined without regard to any deduction for dividends paid to our stockholders. We refer to such amount as the Annual Distribution Requirement in this annual report on Form 10-K. Additionally, we must distribute, in respect of each calendar year, dividends of an amount generally at least equal to the sum of 98% of our calendar year net ordinary income (taking into account certain deferrals and elections); 98.2% of our capital gain net income (adjusted for certain ordinary losses) for the one year period ending on October 31 of such calendar year; and any net ordinary income or capital gain net income for preceding years that was not distributed during such years and on which we previously did not incur any U.S. federal income tax in order to avoid the imposition of a 4% U.S. federal excise tax. If we fail to qualify as a RIC for any reason and become subject to corporate income tax, the resulting corporate income taxes could substantially reduce our net assets, the amount of income available for distribution and the amount of our distributions. Such a failure would have a material adverse effect on us and our stockholders. In addition, we could be required to recognize unrealized gains, incur substantial taxes and interest and make substantial distributions in order to re-qualify as a RIC. We cannot assure stockholders that they will receive any distributions.

Depending on the level of taxable income earned in a tax year, we may choose to carry forward taxable income in excess of current year distributions into the next tax year and pay a 4% U.S. federal excise tax on such undistributed income. Distributions of any such carryover taxable income must be made through a distribution declared as of the earlier of the filing date of the corporate income tax return related to the tax year in which such taxable income was generated or the 15th day of the ninth month following the end of such tax year, in order to count towards the satisfaction of the Annual Distribution Requirement for the tax year in which such taxable income was generated. We can offer no assurance that we will achieve results that will permit the payment of any cash distributions and, if we issue senior securities, we may be prohibited from making distributions if doing so causes us to fail to maintain the asset coverage stipulated by the 1940 Act or if distributions are limited by the terms of any of our borrowings. See “Item 1. Business — Regulation — Taxation as a RIC.”

We have adopted an “opt out” DRIP for our common stockholders. As a result, if we make a distribution, then stockholders’ cash distributions are automatically reinvested in additional shares of our common stock, unless they specifically opt out of the DRIP. If a stockholder opts out, that stockholder receives cash distributions. Although distributions paid in the form of additional shares of common stock are generally subject to U.S. federal, state and local taxes, stockholders participating in our DRIP do not receive any corresponding cash distributions with which to pay any such applicable taxes. We may use newly issued shares to implement the DRIP, or we may purchase shares in the open market in connection with our obligations under the DRIP.

Stock performance graph

The following graph compares the return on our common stock with that of the Standard & Poor’s 500 Stock Index and the MVIS U.S. Business Development Companies Index, for the period from **December 31, 2017** **December 31, 2018** through **December 31, 2022** **December 31, 2023**. The graph assumes that, on **December 31, 2017** **December 31, 2018**, a person invested \$100 in each of our common stock, the S&P 500 Index and the MVIS U.S. Business Development Companies Index. The graph measures total stockholder return, which takes into account both changes in stock price and distributions. It assumes that distributions paid are invested in like securities. The graph and other information furnished under this Part II Item 5 of our annual report on Form 10-K shall not be deemed to be “soliciting material” or to be “filed” with the SEC or subject to Regulation 14A or 14C, or to the liabilities of Section 18 of the Exchange Act. The stock price performance included in this graph is not necessarily indicative of future stock price performance.



Fees and expenses

The following table is intended to assist you in understanding the costs and expenses that an investor in shares of our common stock will bear directly or indirectly. However, we caution you that some of the percentages indicated in the table below are estimates and may vary. The following table and example should not be considered a representation of our future expenses. Actual expenses may be greater or less than shown. Except where the context suggests otherwise, whenever a reference to fees or expenses paid by “you” or “us” or that “we” will pay fees or expenses is made, stockholders will indirectly bear such fees or expenses as investors in the Company.

Stockholder Transaction Expenses	— % (1)
Sales Load (as a percentage of offering price)	— %
Offering Expenses (as a percentage of offering price)	— (2)
Dividend Reinvestment Plan Fees	— %
Total Stockholder Transaction Expenses (as a percentage of offering price)	
Annual Expenses (as a Percentage of Net Assets Attributable to Common Stock)(3)	
Base Management Fee	4.30 % (4)
Incentive Fee Payable Under the Investment Management Agreement	4.87 % (5)
Interest Payments on Borrowed Funds	8.96 % (6)
Other Expenses (estimated for the current fiscal year)	1.90 % (7)
Acquired Fund Fees and Expenses	0.00 % (8)
Total Annual Expenses (estimated)	20.03 % (4)(9)
Stockholder Transaction Expenses	— % (1)
Sales Load (as a percentage of offering price)	— %
Offering Expenses (as a percentage of offering price)	— (2)
Dividend Reinvestment Plan Fees	— %
Total Stockholder Transaction Expenses (as a percentage of offering price)	
Annual Expenses (as a Percentage of Net Assets Attributable to Common Stock)(3)	
Base Management Fee	3.96 % (4)

Incentive Fee Payable Under the Investment Management Agreement	2.25 % (5)
Interest Payments on Borrowed Funds	11.29 % (6)
Other Expenses (estimated for the current fiscal year)	1.68 % (7)
Acquired Fund Fees and Expenses	0.00 % (8)
Total Annual Expenses (estimated)	19.18 % (4)(9)

(1) Represents the underwriting discounts and commissions with respect to the shares sold by us.

(2) The expenses associated with the DRIP are included in "Other Expenses" in the table. See "Dividend Reinvestment Plan" in the accompanying prospectus.

(3) Net Assets Attributable to Common Stock equals estimated average net assets for the current fiscal year and is based on our net assets at **December 31, 2022** **December 31, 2023** and includes the net proceeds of the offering estimated to be received by the Company.

(4) Our base management fee under the Investment Management Agreement is based on our gross assets, less cash and cash equivalents, which includes assets acquired using leverage, including any leverage disclosed in the accompanying prospectus, and is payable monthly in arrears. The management fee referenced in the table above is based on our gross assets, less cash and cash equivalents, of **\$736.3 million** **\$726.6 million** as of **December 31, 2022** **December 31, 2023** and includes net proceeds of the offering, after the net proceeds have been invested in portfolio companies, and **\$120 million** **\$35.8 million** of assets estimated to be acquired in the current fiscal year using leverage. See "Investment Management and Administration Agreements - Investment Management Agreement" in the accompanying prospectus.

(5) Our incentive fee payable under the Investment Management Agreement consists of two parts:

The first part, which is payable quarterly in arrears, subject to a Fee Cap and Deferral Mechanism, equals 20% of the excess, if any, of our Pre-Incentive Fee Net Investment Income over a 1.75% quarterly (7% annualized) hurdle rate and a "catch-up" provision measured as of the end of each calendar quarter. Under this provision, in any calendar quarter, our Advisor receives no incentive fee until our net investment income equals the hurdle rate of 1.75% but then receives, as a "catch-up," 100% of our Pre-Incentive Fee Net Investment Income with respect to that portion of such Pre-Incentive Fee Net Investment Income, if any, that exceeds the hurdle rate but is less than 2.1875%. The effect of this provision is that, if Pre-Incentive Fee Net Investment Income exceeds 2.1875% in any calendar quarter, our Advisor will receive 20% of our Pre-Incentive Fee Net Investment Income as if a hurdle rate did not apply. The first part of the incentive fee is computed and paid on income that may include interest that is accrued but not yet received in cash.

The second part of the incentive fee equals 20% of our Incentive Fee Capital Gains, if any. Incentive Fee Capital Gains are our realized capital gains on a cumulative basis from inception through the end of each calendar year, computed net of all realized capital losses and unrealized capital depreciation on a cumulative basis, less the aggregate amount of any previously paid capital gain incentive fees. The second part of the incentive fee is payable, in arrears, at the end of each calendar year (or upon termination of the Investment Management Agreement, as of the termination date). For a more detailed discussion of the calculation of this fee, see "Investment Management and Administration Agreements — Investment Management Agreement" in the accompanying prospectus.

The incentive payable to our Advisor represents our estimated annual expense incurred under the first part of the incentive fee payable under the Investment Management Agreement over the next twelve months. As of **December 31, 2022** **December 31, 2023**, our cumulative realized capital gains and unrealized capital appreciation did not exceed our cumulative realized capital losses and unrealized capital depreciation. Given our strategy of investing primarily in Venture Loans, which are fixed-income assets, we believe it is unlikely that our cumulative realized capital gains and unrealized capital appreciation will exceed our cumulative realized capital losses and unrealized capital depreciation in the next twelve months. Consequently, we do not expect to incur any Incentive Fee Capital Gains during the next twelve months. As we cannot predict the occurrence of any capital gains from the portfolio, we have assumed no Incentive Fee Capital Gains.

(6) Interest payments on borrowed funds represent our estimated annual interest payments on borrowed funds based on current debt levels as adjusted for projected increases in debt levels over the next twelve months. We may issue additional debt securities pursuant to the registration statement of which this prospectus supplement forms a part. In the event we were to issue additional debt securities, our borrowing costs, and correspondingly our total annual expenses, including, in the case of such preferred stock, our base management fee as a percentage of our net assets attributable to common stock, would increase.

(7) "Other Expenses" includes our overhead expenses, including payments under the Administration Agreement, based on our allocable portion of overhead and other expenses incurred by the Administrator in performing its obligations under the Administration Agreement. See "Investment Management and Administration Agreements — Administration Agreement" in the accompanying prospectus. "Other expenses" also includes the ongoing administrative expenses to the independent accountants and legal counsel of the Company and compensation of independent directors.

- (8) Amount reflects our estimated expenses of the temporary investment of offering proceeds in money market funds pending our investment of such proceeds in portfolio companies in accordance with the investment objective and strategies described in this prospectus supplement and the accompanying prospectus.
- (9) "Total Annual Expenses" as a percentage of consolidated net assets attributable to common stock are higher than the total annual expenses percentage would be for a company that is not leveraged. We borrow money to leverage our net assets and increase our total assets. The SEC requires that the "Total Annual Expenses" percentage be calculated as a percentage of net assets (defined as total assets less indebtedness and after taking into account any incentive fees payable during the period), rather than the total assets, including assets that have been funded with borrowed monies.

Example

The following example demonstrates the projected dollar amount of total cumulative expenses that would be incurred over various periods with respect to a hypothetical investment in our common stock. This example and the expenses in the table above should not be considered a representation of our future expenses, and actual expenses (including the cost of debt, if any, and other expenses) may be greater or less than those shown. In calculating the following expense amounts, we have assumed that our annual operating expenses remain at the levels set forth in the table above.

	1 Year	3 Years	5 Years	10 Years
You would pay the following expenses on a \$1,000 investment, assuming a 5% annual return	\$ 185.25	\$ 476.40	\$ 686.61	\$ 990.72
	1 Year	3 Years	5 Years	10 Years
You would pay the following expenses on a \$1,000 investment, assuming a 5% annual return	\$ 178.20	\$ 462.38	\$ 671.68	\$ 984.36

The example and the expenses in the tables above should not be considered a representation of our future expenses, and actual expenses may be greater or lesser than those shown.

While the example assumes, as required by the applicable rules of the SEC, a 5% annual return, our performance will vary and may result in a return greater or less than 5%. The incentive fee under the Investment Management Agreement is unlikely to be significant assuming a 5% annual return and is not included in the example. This illustration assumes that we will not realize any capital gains (computed net of all realized capital losses and unrealized capital depreciation) in any of the indicated time periods. If we achieve sufficient returns on our investments, including through the realization of capital gains, to trigger an incentive fee of a material amount, our distributions to our common stockholders and our expenses would likely be higher. If the 5% annual return were derived entirely from capital gains, you would pay expenses on a \$1,000 investment of **\$152.58, \$408.56, \$610.60, \$167.71, \$440.87, \$647.97** and **\$948.51, \$972.23** over periods of one year, three years, five years and ten years, respectively. See "Investment Management and Administration Agreements — Investment Management Agreement — Examples of Incentive Fee Calculation" in the accompanying prospectus for additional information regarding the calculation of incentive fees.

In addition, while the example assumes reinvestment of all dividends and other distributions at net asset value, or NAV participants in our DRIP receive a number of shares of our common stock determined by dividing the total dollar amount of the distribution payable to a participant by the market price per share of our common stock at the close of trading on the valuation date for the distribution. This price may be at, above or below NAV. See "Dividend Reinvestment Plan" in the accompanying prospectus for additional information regarding our DRIP.

Item 6. [Reserved]

Not applicable.

Item 7. Management's Discussion and Analysis of Financial Condition and Results of Operations

The information contained in this section should be read in conjunction with our consolidated financial statements and related notes thereto appearing elsewhere in this annual report on Form 10-K.

Forward-looking statements

This annual report on Form 10-K, including the Management's Discussion and Analysis of Financial Condition and Results of Operations, contains statements that constitute forward-looking statements, which relate to future events or our future performance or financial condition. These forward-looking statements are not historical facts, but rather are based on current expectations, estimates and projections about our industry, our beliefs and our assumptions. The forward-looking statements contained in this annual report on Form 10-K involve risks and uncertainties, including statements as to:

- our future operating results, including the performance of our existing debt investments, warrants and other investments;
- the introduction, withdrawal, success and timing of business initiatives and strategies;
- general economic and political trends and other external factors, including continuing supply chain disruptions, increased inflation and a general slowdown in economic activity;
- the relative and absolute investment performance and operations of our Advisor;
- the impact of increased competition;
- the impact of investments we intend to make and future acquisitions and divestitures;
- the unfavorable resolution of legal proceedings;
- our business prospects and the prospects of our portfolio companies, including our and their ability to achieve our respective objectives as a result of the COVID-19 pandemic; companies;
- geopolitical turmoil in Ukraine and Russia and the potential for volatility in energy prices and disruptions to global supply chains resulting from such turmoil and its impact on the industries in which we invest;
- the impact, extent and timing of technological changes and the adequacy of intellectual property protection;
- our regulatory structure and tax status;
- changes in the general interest rate environment;
- our ability to qualify and maintain qualification as a RIC and as a BDC;
- the adequacy of our cash resources and working capital;
- any losses or operations disruptions caused by us, our Advisor or our portfolio companies holding cash balances at financial institutions that exceed federally insured limits or by disruptions in the financial services industry;
- the timing of cash flows, if any, from the operations of our portfolio companies; companies, and the resulting effect on our portfolio companies' decisions to make PIK interest payments or ability to make end of term payments;
- the impact of interest rate volatility on our results, particularly if we use leverage as part of our investment strategy;
- the ability of our portfolio companies to achieve their objective;
- the impact of legislative and regulatory actions and reforms and regulatory supervisory or enforcement actions of government agencies relating to us or our Advisor;
- our contractual arrangements and relationships with third parties;

- our ability to access capital and any future financings by us;
- our use of financial leverage;
- the ability of our Advisor to attract and retain highly talented professionals;
- the impact of changes to tax legislation and, generally, our tax position; and
- our ability to fund unfunded commitments.

We use words such as “anticipates,” “believes,” “expects,” “intends,” “seeks” and similar expressions to identify forward-looking statements. Undue influence should not be placed on the forward looking statements as our actual results could differ materially from those projected in the forward-looking statements for any reason, including the factors in “Item 1A – Risk Factors” and elsewhere in our annual report on Form 10-K.

We have based the forward-looking statements included in this report on information available to us on the date of this report, and we assume no obligation to update any such forward-looking statements. Although we undertake no obligation to revise or update any forward-looking statements in this annual report on Form 10-K, whether as a result of new information, future events or otherwise, you are advised to consult any additional disclosures that we may make directly to you or through reports that we in the future may file with the SEC, including periodic reports on Form 10-Q and current reports on Form 8-K.

You should understand that under Sections 27A(b)(2)(B) and (D) of the Securities Act and Sections 21E(b)(2)(B) and (D) of the Exchange Act, the “safe harbor” provisions of the Private Securities Litigation Reform Act of 1995 do not apply to statements made in connection with this annual report on Form 10-K or any quarterly reports we file under the Exchange Act.

Overview

We are a specialty finance company that lends to and invests in development-stage companies in our Target Industries. Our investment objective is to maximize our investment portfolio's total return by generating current income from the debt investments we make and capital appreciation from the warrants we receive when making such debt investments. We are focused on making Venture Loans to venture capital and private equity backed companies and publicly traded companies in our Target Industries, which we refer to as “Venture Lending.” Our debt investments are typically secured by first liens or first liens behind a secured revolving line of credit, or collectively “Senior Term Loans.” Some of our debt investments may also be subordinated to term debt provided by third parties. As of **December 31, 2022** **December 31, 2023**, **90.2%** **86.3%**, or **\$619.5** **\$578.7** million, of our debt investment portfolio at fair value consisted of Senior Term Loans. Venture Lending is typically characterized by (1) the making of a secured debt investment after a venture capital or equity investment in the portfolio company has been made, which investment provides a source of cash to fund the portfolio company's debt service obligations under the Venture Loan, (2) the senior priority of the Venture Loan which requires repayment of the Venture Loan prior to the equity investors realizing a return on their capital, (3) the amortization of the Venture Loan and (4) the lender's receipt of warrants or other success fees with the making of the Venture Loan.

We are an externally managed, closed-end, non-diversified management investment company that has elected to be regulated as a BDC under the 1940 Act. In addition, for U.S. federal income tax purposes, we have elected to be treated as a RIC under Subchapter M of the Code. As a BDC, we are required to comply with regulatory requirements, including limitations on our use of debt. We are permitted to, and expect to, finance our investments through borrowings subject to a 150% asset coverage test. As defined in the 1940 Act, asset coverage of 150% means that for every \$100 of net assets a BDC holds, it may raise up to \$200 from borrowing and issuing senior securities. The amount of leverage that we may employ will depend on our assessment of market conditions and other factors at the time of any proposed borrowing. As a RIC, we generally are not subject to corporate-level income taxes on our investment company taxable income, determined without regard to any deductions for dividends paid, and our net capital gain that we distribute as dividends for U.S. federal income tax purposes to our stockholders as long as we meet certain source-of-income, distribution, asset diversification and other requirements.

We were formed in March 2010 and completed an initial public offering.

Our investment activities, and our day-to-day operations, are managed by our Advisor and supervised by our Board, of which a majority of the members are independent of us. Under the Investment Management Agreement, we have agreed to pay our Advisor a base management fee and an incentive fee for its advisory services to us. We have also entered into the Administration Agreement with our Advisor under which we have agreed to reimburse our Advisor for our allocable portion of overhead and other expenses incurred by our Advisor in performing its obligations under the Administration Agreement.

Portfolio composition and investment activity

The following table shows our portfolio by type of investment as of **December 31, 2022** **December 31, 2023** and **2021**; **2022**:

	December 31, 2022			December 31, 2021			December 31, 2023			December 31, 2022		
	Percentage of			Percentage of			Percentage of			Percentage of		
	Number of	Fair	Total	Number of	Fair	Total	Number of	Fair	Total	Number of	Fair	Total
	Investments	Value	Portfolio	Investments	Value	Portfolio	Investments	Value	Portfolio	Investments	Value	Portfolio
	(Dollars in thousands)						(Dollars in thousands)					
Debt investments	60	\$ 686,458	95.3 %	45	\$ 437,317	95.5 %	56	\$ 670,172	94.5 %	60	\$ 686,458	95.3 %
Warrants	90	29,712	4.1	73	20,200	4.3	85	24,594	3.5	90	29,712	4.1
Other investments	2	1,300	0.2	2	200	0.1	3	6,430	0.9	2	1,300	0.2
Equity	8	2,556	0.4	3	358	0.1	14	7,889	1.1	8	2,556	0.4
Total		\$ 720,026	100.0 %		\$ 458,075	100.0 %		\$ 709,085	100.0 %		\$ 720,026	100.0 %

The following table shows total portfolio investment activity as of and for the years ended **December 31, 2022**, **December 31, 2023** and **2021**; **2022**:

	For the year ended December 31,		For the year ended December 31,	
	2022	2021	2023	2022
Beginning portfolio	\$ 458,075	\$ 352,545	\$ 720,026	\$ 458,075
New debt investments	452,603	344,445		
New debt and equity investments			251,189	452,603
Less refinanced debt balances	(30,625)	—	(32,500)	(30,625)
Net new debt investments	421,978	344,445		
Net new debt and equity investments			218,689	421,978
Principal payments received on investments	(15,716)	(13,474)	(35,258)	(15,716)
Payment-in-kind interest on investments			8,433	—
Early pay-offs and principal paydowns	(80,155)	(174,536)	(117,035)	(80,155)
Accretion of debt investment fees	5,684	4,556	6,862	5,684
New debt investment fees	(5,290)	(3,261)	(3,162)	(5,290)
Warrants and equity received in settlement of fee income			169	—
Proceeds from sale of investments	(49,964)	(52,954)	(11,066)	(49,964)
Net loss on investments	(9,127)	(2,451)	(29,702)	(9,127)
Net unrealized (depreciation) appreciation on investments	(5,459)	3,205		
Net unrealized depreciation on investments			(48,780)	(5,459)
Other			(91)	—
Ending portfolio	<u>\$ 720,026</u>	<u>\$ 458,075</u>	<u>\$ 709,085</u>	<u>\$ 720,026</u>

We receive payments on our debt investments based on scheduled amortization of the outstanding balances. In addition, we receive repayments of some of our debt investments prior to their scheduled maturity date. The frequency or volume of these repayments may fluctuate significantly from period to period.

The following table shows our debt investments by industry sector as of **December 31, 2022**, **December 31, 2023** and **2021**; **2022**:

December 31, 2022		December 31, 2021		December 31, 2023		December 31, 2022	
Debt Investments at Fair Value	Percentage of Total Portfolio	Debt Investments at Fair Value	Percentage of Total Portfolio	Debt Investments at Fair Value	Percentage of Total Portfolio	Debt Investments at Fair Value	Percentage of Total Portfolio

HSLFI was formed as a Delaware limited liability company and was not consolidated by either the Company or Arena for financial reporting purposes. On April 21, 2020, the Company purchased all of the limited liability company interests of Arena in HSLFI, including, without limitation, undistributed amounts owed to Arena and interest accrued and unpaid on the debt investments of HSLFI through the date of purchase, for \$17.1 million. In addition, Arena received 50% of the warrants held by HSLFI or HFI, at closing. As of April 21, 2020, HSLFI is wholly-owned by the Company and the assets and liabilities of HSLFI and HFI are consolidated with the assets and liabilities of the Company. The transaction is accounted for as an asset acquisition under GAAP.

During the period January 1, 2020 through April 21, 2020, there were no distributions from HSLFI.

In addition, on June 1, 2018, HSLFI entered into the Sale and Servicing Agreement. HFI entered into a Note Funding Agreement, or the NYL Facility, with several entities owned or affiliated with New York Life Insurance Company, or the NYL Noteholders, for an aggregate purchase price of up to \$100.0 million, with an accordion feature of up to \$200.0 million at the mutual discretion and agreement of HSLFI and the NYL Noteholders. The notes issued by HFI were collateralized by all investments held by HFI and permitted an advance rate of up to 67% of the aggregate principal amount of eligible debt investments. The notes were issued pursuant to that certain indenture by and between HFI and U.S. Bank National Association, dated as of June 1, 2018 (the "Indenture"). Prior to June 5, 2020, the interest rate on the notes issued under the NYL Facility was based on the three year USD mid-market swap rate plus a margin of between 2.75% and 3.25% depending on the rating of such notes at the time of issuance.

The following table shows a summary of HSLFI's investment portfolio for the period January 1, 2020 through April 21, 2020:

	January 1, 2020 through April 21, 2020 (Dollars in thousands)	
Total investments at fair value	\$	—
Dollar-weighted annualized yield on average debt investments ⁽¹⁾		14.3 %
Number of portfolio companies in HSLFI		—
Largest portfolio company investment at fair value	\$	—

(1) HSLFI calculates the yield on dollar-weighted average debt investments for any period measured as (1) total investment income during the period divided by (2) the average of the fair value of debt investments outstanding on (a) the last day of the calendar month immediately preceding the first day of the period and (b) the last day of each calendar month during the period. The yield on dollar-weighted average debt investments represents the portfolio yield and does not reflect HSLFI's expenses.

	For the period January 1, 2020 through April 21, 2020
	(In thousands)
Selected Statements of Operations Information	
Interest income on investments	\$ 1,353
Total investment income	\$ 1,465
Total expenses	\$ 1,229
Net investment income	\$ 236
Net realized gain on investments	\$ 120
Net unrealized depreciation on investments	\$ (392)
Net decrease in net assets resulting from operations	\$ (36)

Consolidated results of operations of Horizon Technology Finance Corporation

As a BDC and a RIC, we are subject to certain constraints on our operations, including limitations imposed by the 1940 Act and the Code. The consolidated results of operations described below may not be indicative of the results we report in future periods.

The following table shows consolidated results of operations for the years ended December 31, 2022, December 31, 2023, 2021, 2022 and 2020: 2021:

For the year ended December 31,			For the year ended December 31,		
2022	2021	2020	2023	2022	2021

	(In thousands)			(In thousands)		
Total investment income	\$ 79,191	\$ 60,015	\$ 46,035	\$ 113,475	\$ 79,191	\$ 60,015
Total expenses	42,289	31,394	25,064	50,537	42,289	31,394
Net investment income before excise tax	36,902	28,621	20,971	62,938	36,902	28,621
Provision for excise tax	715	401	222	1,490	715	401
Net investment income	36,187	28,220	20,749	61,448	36,187	28,220
Net realized loss	(9,484)	(3,643)	(14,698)	(29,853)	(9,484)	(3,643)
Net unrealized (depreciation) appreciation on investments	(5,552)	3,205	313	(48,780)	(5,552)	3,205
Net increase in net assets resulting from operations	\$ 21,151	\$ 27,782	\$ 6,364			
Net (decrease) increase in net assets resulting from operations				\$ (17,185)	\$ 21,151	\$ 27,782
Average debt investments, at fair value	\$ 550,403	\$ 381,483	\$ 313,478	\$ 680,862	\$ 550,403	\$ 381,483
Average gross assets less cash	\$ 597,864	\$ 413,552	\$ 341,154	\$ 737,459	\$ 597,864	\$ 413,552
Average borrowings outstanding	\$ 338,676	\$ 225,746	\$ 174,876	\$ 431,354	\$ 338,676	\$ 225,746

Net (decrease) increase in net assets resulting from operations can vary substantially from period to period for various reasons, including, without limitation, the recognition of realized gains and losses and unrealized appreciation and depreciation on investments. As a result, annual comparisons of net increase in net assets resulting from operations may not be meaningful.

Investment income

Total investment income increased by \$19.2 \$34.3 million, or 43.3%, to \$113.5 million for the year ended December 31, 2023 as compared to the year ended December 31, 2022. For the year ended December 31, 2023, total investment income consisted primarily of \$110.1 million in interest income from investments, which included \$15.9 million in income from the accretion of origination fees and ETPs, \$8.4 million in PIK interest and \$3.3 million in fee income. Interest income on debt investments increased by \$32.8 million, or 42.3%, to \$110.1 million for the year ended December 31, 2023 as compared to the year ended December 31, 2022. Interest income on investments for the year ended December 31, 2023 as compared to the year ended December 31, 2022 increased primarily due to an increase of \$130.5 million, or 23.7%, in the average size of our debt investment portfolio and an increase in the Prime Rate which is the base rate for most of our variable rate debt investments. Fee income, which includes success fee, other fee and prepayment fee income on debt investments, increased by \$1.5 million, or 83.3%, to \$3.3 million for the year ended December 31, 2023 compared to the year ended December 31, 2022 primarily due to higher fee income earned on prepayments for the year ended December 31, 2023.

Total investment income increased by \$19.2 million, or 32.0%, to \$79.2 million for the year ended December 31, 2022 as compared to the year ended December 31, 2021. For the year ended December 31, 2022, total investment income consisted primarily of \$77.4 million in interest income from investments, which included \$15.3 million \$15.3 million in income from the accretion of origination fees and ETPs and \$1.8 million \$1.8 million in fee income. Interest income on debt investments increased by \$23.0 million, \$23.0 million, or 42.2%, to \$77.4 million for the year ended December 31, 2022 as compared to the year ended December 31, 2021. Interest income on investments for the year ended December 31, 2022 as compared to the year ended December 31, 2021 increased primarily due to an increase of \$168.9 million, or 44.3%, in the average size of our debt investment portfolio, offset by interest income received from the settlement of a debt investment previously on nonaccrual status collected during the year ended December 31, 2021. Fee income, which includes success fee, other fee and prepayment fee income on debt investments, decreased by \$3.8 million, or 67.4%, to \$1.8 million \$1.8 million for the year ended December 31, 2022 compared to the year ended December 31, 2021 primarily due to a lower aggregate amount of principal prepayments for the year ended December 31, 2022.

Total investment income increased by \$14.0 million, or 30.4%, to \$60.0 million for the year ended December 31, 2021 as compared to the year ended December 31, 2020. For the year ended December 31, 2021, total investment income consisted primarily of \$54.4 million in interest income from investments, which included \$13.9 million in income from the accretion of origination fees and ETPs and \$5.6 million in fee income. Interest income on debt investments increased by \$12.2 million, or 29.0%, to \$54.4 million for the year ended December 31, 2021 as compared to the year ended December 31, 2020. Interest income on investments for the year ended December 31, 2021 as compared to the year ended December 31, 2020 increased primarily due to an increase of \$68.0 million, or 21.7%, in the average size of our debt investment portfolio. Fee income, which includes success fee, other fee and prepayment fee income on debt investments, increased by \$1.9 million, or 50.4%, to \$5.6 million for the year ended December 31, 2021 compared to the year ended December 31, 2020 primarily due to a larger aggregate amount of principal payments for the year ended December 31, 2021.

The following table shows our dollar-weighted annualized yield for the years ended December 31, 2022 December 31, 2023, 2021 2022 and 2020; 2021:

Investment type:	For the year ended December 31,			For the year ended December 31,		
	2022	2021	2020	2023	2022	2021
Debt investments(1)	14.4 %	15.7 %	14.6 % (2)	16.6 %	14.4 %	15.7 %
Equity interest in HSLFI and debt investments(1)	—	—	14.5 % (3)			

All investments(1)	13.8%	15.0%	13.9% (4)	15.7%	13.8%	15.0%
--------------------	-------	-------	--------------	-------	-------	-------

(1) We calculate the dollar-weighted annualized yield on average investment type for any period as (1) total related investment income during the period divided by (2) the average of the fair value of the investment type outstanding on (a) the last day of the calendar month immediately preceding the first day of the period and (b) the last day of each calendar month during the period. The dollar-weighted annualized yield on average investment type is higher than what investors will realize because it does not reflect our expenses or any sales load paid by investors.

(2) Excludes any yield from equity interest in HSLFI through April 21, 2020, warrants, equity and other investments. Related investment income includes interest income and fee income from debt investments.

(3) Excludes any yield from warrants, equity and other investments. Related investment income includes dividend income from equity interest in HSLFI through April 21, 2020, interest income and fee income from debt investments.

(4) Includes any yield from equity interest in HSLFI through April 21, 2020, debt investments, warrants, equity and other investments. Related investment income includes interest income, fee income and dividend income.

Investment income, consisting of interest income and fees on debt investments, can fluctuate significantly upon repayment of large debt investments. Interest income from the five largest debt investments at cost in the aggregate accounted for 17%, 15% and 17% of investment income for the years ended December 31, 2023, 2022 and 2021, respectively. Interest income from the five largest debt investments at fair value in the aggregate accounted for 15%, 17% 15% and 23% 17% of investment income for the years ended December 31, 2022 December 31, 2023, 2021 2022 and 2020, 2021, respectively.

Expenses

Total expenses increased by \$10.9 million \$8.2 million, or 19.5%, to \$50.5 million for the year ended December 31, 2023 as compared to the year ended December 31, 2022. Total expenses increased by \$10.9 million, or 34.7%, to \$42.3 million \$42.3 million for the year ended December 31, 2022 as compared to the year ended December 31, 2021. Total expenses increased by \$6.3 million, or 25.3%, to \$31.4 million for the year ended December 31, 2021 as compared to the year ended December 31, 2020. Total expenses for each period consisted of interest expense, base management fee, incentive and administrative fees, professional fees and general and administrative expenses.

Interest expense increased by \$9.8 million, or 50.9%, to \$29.0 million for the year ended December 31, 2023 as compared to the year ended December 31, 2022. Interest expense, which includes the amortization of debt issuance costs, increased primarily due to an increase in average borrowings of \$92.7 million, or 27.4%, for the year ended December 31, 2023 compared to the year ended December 31, 2022 and an increase in our effective cost of debt for the year ended December 31, 2023 compared to the year ended December 31, 2022. Interest expense increased by \$7.2 million, or 59.6%, to \$19.2 million \$19.2 million for the year ended December 31, 2022 as compared to the year ended December 31, 2021. Interest expense, which includes the amortization of debt issuance costs, increased primarily due to an increase in average borrowings of \$112.9 million, or 50.0%, for the year ended December 31, 2022 compared to the year ended December 31, 2021 and an increase in our effective cost of debt for the year ended December 31, 2022 compared to the year ended December 31, 2021. Interest

Base management fee expense increased by \$2.4 million, \$2.2 million, or 24.4% 21.1%, to \$12.0 million \$12.8 million for the year ended December 31, 2021 December 31, 2023 as compared to the year ended December 31, 2020 December 31, 2022. Interest Base management fee expense which includes the amortization of debt issuance costs, increased primarily due to an increase of \$139.6 million, or 23.3%, in average borrowings of \$50.9 million, or 29.1%, offset by a reduction in our effective cost of debt gross assets less cash for the year ended December 31, 2021 December 31, 2023 as compared to the year ended December 31, 2020 December 31, 2022, partially offset by the lower management fee earned on gross assets less cash in excess of \$250 million.

Base management fee expense increased by \$2.9 million, or 38.7%, to \$10.6 million for the year ended December 31, 2022 as compared to the year ended December 31, 2021. Base management fee expense increased primarily due to an increase of \$184.3 million, or 44.6%, in average gross assets less cash for the year ended December 31, 2022 as compared to the year ended December 31, 2021, partially offset by the lower management fee earned on gross assets less cash in excess of \$250 million. Base management fee expense increased by \$1.2 million, or 17.9%, to \$7.6 million for the year ended December 31, 2021 as compared to the year ended December 31, 2020. Base management fee expense increased primarily due to an increase of \$72.4 million, or 21.2%, in average gross assets less cash for the year ended December 31, 2021 as compared to the year ended December 31, 2020, partially offset by the lower management fee earned on gross assets less cash in excess of \$250 million.

Performance based incentive fee expense decreased by \$4.7 million, or 60.1%, to \$3.1 million for the year ended December 31, 2023 as compared to the year ended December 31, 2022. This decrease was due to an Incentive Fee Cap calculated based on the Incentive Fee Cap and Deferral Mechanism in our Investment Management Agreement of \$9.8 million compared to an Incentive Fee Cap of \$1.0 million for the year ended December 31, 2022, offset by an increase of \$20.6 million, or 46.9%, in Pre-Incentive Fee Net Investment Income for the year ended December 31, 2023 compared to the year ended December 31, 2022. The Incentive Fee Cap and Deferral Mechanism resulted in \$9.8 million of reduced incentive fee expense and increased net investment income for the year ended December 31, 2023. The incentive fee on pre-incentive fee net investment income was subject to the Incentive Fee Cap for the year ended December 31, 2023 due to the cumulative incentive fees paid exceeding 20% of cumulative pre-incentive fee net return during the applicable quarter and the 11 preceding full calendar quarters. Performance based incentive fee expense increased by \$0.7 million, \$0.7 million, or 9.8%, to

\$7.7 million for the year ended December 31, 2022 as compared to the year ended December 31, 2021. This increase was due to an increase of \$8.6 million, or 24.5%, in Pre-Incentive Fee Net Investment Income offset by an Incentive Fee Cap calculated based on the **incentive fee cap** **Incentive Fee Cap** and **deferral mechanism** **Deferral Mechanism** in our Investment Management Agreement of \$1.0 million for the year ended December 31, 2022 compared to the year ended December 31, 2021. The Incentive Fee Cap and Deferral Mechanism resulted in \$1.0 million of reduced incentive fee expense and increased net investment income for the year ended December 31, 2022. The incentive fee on pre-incentive fee net investment income was subject to the Incentive Fee Cap for the year ended December 31, 2022 due to the cumulative incentive fees paid exceeding 20% of cumulative pre-incentive fee net return during the applicable quarter and the 11 preceding full calendar quarters. **Performance based incentive fee expense increased by \$1.9 million, or 36.0%, to \$7.1 million for the year ended December 31, 2021 as compared to the year ended December 31, 2020. This increase was due to an increase of \$9.3 million, or 36.0%, in Pre-Incentive Fee Net Investment Income for the year ended December 31, 2021 compared to the year ended December 31, 2020.**

In **2022** **2023** and **2021**, **2022**, we elected to carry forward taxable income in excess of current year distributions into the next tax year and pay a 4% excise tax on such income. For the years ended **December 31, 2022** **December 31, 2023** and **2021**, **2022**, we elected to carry forward taxable income in excess of current year distributions of **\$18.8 million** **\$38.6 million** and **\$10.8** **\$18.8 million**, respectively. At **December 31, 2022** **December 31, 2023** and **2021**, **2022**, excise tax payable of **\$0.7 million** **\$1.5 million** and **\$0.4 million** **\$0.7 million**, respectively, was recorded.

Administrative fee expense, professional fees and general and administrative expenses were **\$4.8 million** **\$5.7 million**, **\$4.7** **\$4.8 million** and **\$3.7 million** **\$4.7 million** for the years ended **December 31, 2022** **December 31, 2023**, **2021** **2022** and **2020**, **2021**, respectively.

Net realized gains and losses and net unrealized appreciation and depreciation

Realized gains or losses on investments are measured by the difference between the net proceeds from the repayment or sale and the cost basis of our investments without regard to unrealized appreciation or depreciation previously recognized. Realized gains or losses on investments include investments charged off during the period, net of recoveries. The net change in unrealized appreciation or depreciation on investments primarily reflects the change in portfolio investment fair values during the reporting period, including the reversal of previously recorded unrealized appreciation or depreciation when gains or losses are realized.

During the year ended **December 31, 2023**, we realized net losses on investments totaling **\$29.7 million** primarily due to the settlement of four of our debt investments. Such net realized losses were primarily the result of portfolio companies ceasing operations due to their inability to raise additional capital and the sale of their assets for less than the cost of their debt investments. During the same period, we repaid our 2019 Asset-Backed Notes in full which resulted in a realized loss on debt extinguishment of **\$0.2 million**. During the year ended **December 31, 2022**, we realized net losses on investments totaling **\$9.5 million** primarily due to the settlement of one of our debt investments and the settlement of one of our other investments. During the year ended **December 31, 2021**, we realized net losses totaling **\$3.6 million** primarily due to the realized loss on the settlement of three of our debt investments partially offset by 1) the realized gain from the consideration we received from the termination of warrants upon the initial public offering of one portfolio company and 2) the realized gain from the consideration we received from exercise and sale of five of our warrant investments. During the same period, we elected to exercise our option to redeem, in full, our 2022 Notes at par plus accrued and unpaid interest which resulted in a realized loss on debt extinguishment of **\$0.4 million**.

During the year ended **December 31, 2023**, we recorded net unrealized depreciation on investments totaling **\$48.8 million** which was primarily due to (1) the unrealized depreciation on three of our debt investments (2) the unrealized depreciation on two of our equity investments and (3) the unrealized depreciation on our warrant investments partially offset by the reversal of previously recorded unrealized depreciation from the settlement of three of our debt investments. During the year ended **December 31, 2022**, we recorded net unrealized depreciation on investments totaling **\$5.6 million** which was primarily due to the unrealized depreciation on three of our debt investments partially offset by (1) the unrealized appreciation on our warrant investments and (2) the reversal of previously recorded unrealized depreciation from the settlement of one of our debt investments and the settlement of one of our other investments. During the year ended **December 31, 2021**, we recorded net unrealized appreciation on investments totaling **\$3.2 million** which was primarily due to (1) the reversal of previously recorded unrealized depreciation from the settlement of three of our debt investments and (2) the unrealized appreciation on our warrant investments partially offset by the unrealized depreciation on one of our equity investments and the unrealized depreciation on one of our debt investments.

Liquidity and capital resources

As of **December 31, 2022** **December 31, 2023** and **2021**, **2022**, we had cash and investments in money market funds of **\$27.7 million** **\$73.1 million** and **\$45.9 million** **\$27.7 million**, respectively. Cash and investments in money market funds are available to fund new investments, reduce borrowings, pay expenses, repurchase common stock and pay distributions. In addition, as of **December 31, 2022** **December 31, 2023** and **2021**, **2022**, we had **\$2.8** **\$2.6 million** and **\$1.4 million**, **\$2.8 million**, respectively, of restricted investments in money market funds. Restricted investments in money market funds may be used to make monthly interest and principal payments on our **2019 Asset-Backed Notes**, **2022 Asset-Backed Notes** or our NYL Facility. Our primary sources of capital have been from our public and private equity offerings, use of our Credit Facilities and issuance of our public and private debt offerings.

On **July 30, 2020** **August 2, 2021**, we entered into an At-The-Market, ("ATM") or ATM, sales agreement, (the "2020 or the 2021 Equity Distribution Agreement"), Agreement, with Goldman Sachs & Co. LLC and B. Riley FBR, Inc., (each each a "Sales Agent" and, collectively, the "Sales Agents"). The 2020 Equity Distribution Agreement provided that we may

offer and sell shares of common stock from time to time through the Sales Agents representing up to \$100.0 million worth of our common stock, in amounts and at times to be determined by us.

On August 2, 2021, we terminated the 2020 Equity Distribution Agreement and entered into a new ATM sales agreement (the "2021 Equity Distribution Agreement") with the Sales Agents. The remaining shares available under the 2020 Equity Distribution Agreement are no longer available for issuance. The 2021 Equity Distribution Agreement provides that we may offer and sell our shares from time to time through the Sales Agents up to \$100.0 million worth of our common stock, in amounts and at times to be determined by us.

On September 22, 2023, we terminated the 2021 Equity Distribution Agreement and entered into a new ATM sales agreement, or the 2023 Equity Distribution Agreement, with the Sales Agents. The remaining shares available under the 2021 Equity Distribution Agreement are no longer available for issuance. The 2023 Equity Distribution Agreement provides that we may offer and sell our shares from time to time through the Sales Agents up to \$150.0 million worth of our common stock, in amounts and at times to be determined by us. Sales of our common stock, if any, may be made in negotiated transactions or transactions that are deemed to be "at-the-market," as defined in Rule 415 under the Securities Act, including sales made directly on the NASDAQ or similar securities exchange or sales made to or through a market maker other than on an exchange, at prices related to the prevailing market prices or at negotiated prices.

During the year ended December 31, 2023, we sold 2,248,830 shares of common stock under the 2023 Equity Distribution Agreement and the 2021 Equity Distribution Agreement. For the same period, we received total accumulated net proceeds of approximately \$26.2 million, including \$0.7 million of offering expenses, from these sales. During the year ended December 31, 2022, we sold 3,982,684 shares of common stock under the 2021 Equity Distribution Agreement. For the same period, we received total accumulated net proceeds of approximately \$50.3 million, including \$1.0 million of offering expenses, from these sales. During the year ended December 31, 2021, we sold 1,907,234 shares of common stock under the 2020 Equity Distribution Agreement and the 2021 Equity Distribution Agreement. For the same period, we received total accumulated net proceeds of approximately \$30.1 million, including \$0.8 million \$1.0 million of offering expenses, from these sales.

On April 29, 2022 March 14, 2022, we completed a follow-on public offering of 2,500,000 shares of our common stock at a public offering price of \$14.35 per share, for total net proceeds to us of \$34.3 million, after deducting underwriting commission and discounts and other offering expenses.

On June 2, 2023, we completed a follow-on public offering of 3,250,000 shares of our common stock at a public offering price of \$12.50 per share, for total net proceeds to us of \$38.9 million, after deducting underwriting commission and discounts and other offering expenses.

On April 28, 2023, our Board extended a previously authorized stock repurchase program which allows us to repurchase up to \$5.0 million of our common stock at prices below our NAV per share as reported in our most recent consolidated financial statements. Under the repurchase program, we may, but are not obligated to, repurchase shares of our outstanding common stock in the open market or in privately negotiated transactions from time to time. Any repurchases by us will comply with the requirements of Rule 10b-18 under the Exchange Act and any applicable requirements of the 1940 Act. Unless extended by our Board, the repurchase program will terminate on the earlier of June 30, 2023 June 30, 2024 or the repurchase of \$5.0 million of our common stock. During the years ended December 31, 2022 December 31, 2023, 2021 2022 and 2020, 2021, we did not make any repurchases of our common stock. From the inception of the stock repurchase program in 2015 through December 31, 2022 December 31, 2023, we repurchased 167,465 shares of our common stock at an average price of \$11.22 on the open market at a total cost of \$1.9 million.

At December 31, 2022 December 31, 2023 and 2021, 2022, the outstanding principal balance under the Key Facility was \$5.0 million \$70.0 million and \$53.5 million \$5.0 million, respectively. As of December 31, 2022 December 31, 2023 and 2021, 2022, we had borrowing capacity under the Key Facility of \$120.0 million \$80.0 million and \$71.5 million \$120.0 million, respectively. At December 31, 2022 December 31, 2023 and 2021, 2022, \$25.0 million and \$40.2 million and \$19.8 million, respectively, was available, subject to existing terms and advance rates.

At December 31, 2022 December 31, 2023 and 2021, 2022, the outstanding principal balance under the NYL Facility was \$176.8 million \$181.0 million and \$78.8 million \$176.8 million, respectively. As of December 31, 2022 December 31, 2023 and 2021, 2022, we had borrowing capacity under the NYL Facility of \$23.2 million \$69.0 million and \$21.2 million \$23.2 million, respectively. At December 31, 2022 December 31, 2023 and 2021, 2022, \$17.4 million and \$23.2 million and \$5.7 million, respectively, was available, subject to existing terms and advance rates.

Our operating activities used cash of \$5.3 million for the year ended December 31, 2023, and our financing activities provided cash of \$50.5 million for the same period. Our operating activities used cash primarily to purchase investments in portfolio companies partially offset by principal payments received on our debt investments. Our financing activities provided cash primarily from advances on our Credit Facilities, the sale of shares through our ATM for net proceeds of \$26.2 million, after deducting underwriting commission and discounts and other offering expenses and the completion of a follow-on public offering of 3.25 million shares of common stock for net proceeds of \$38.9 million, after deducting underwriting commission and discounts and other offering expenses, partially offset by the use of cash to repay a portion the outstanding principal under our Key Facility, to repay our 2019 Asset-Backed Notes, and to pay distributions to our stockholders.

Our operating activities used cash of \$246.3 million for the year ended December 31, 2022, and our financing activities provided cash of \$229.5 million for the same period. Our operating activities used cash primarily to purchase investments in portfolio companies partially offset by principal payments received on our debt investments. Our financing activities provided cash primarily from the completion of the 2027 Notes, the completion of our 2022 Asset-Backed Notes, advances on our Credit Facilities, the sale of shares through our ATM for net proceeds of \$50.3 million, after deducting underwriting commission and discounts and other offering expenses and the completion of a follow-on public offering of 2.5 million shares of common stock for net proceeds of \$34.3 million, after deducting underwriting commission and discounts and other offering expenses, partially offset by the use of cash to repay a portion of the outstanding principal under our Key Facility, to repay our 2019 Asset-Backed Notes, and to pay distributions to our stockholders.

Our operating activities used cash of \$76.0 million for the year ended December 31, 2021, and our financing activities provided cash of \$75.5 million for the same period. Our operating activities used cash primarily to purchase investments in portfolio companies partially offset by principal payments received on our debt investments. Our financing activities provided cash primarily from the issuance of the 2026 Notes, advances on our Credit Facilities and the sale of shares through our ATM for net proceeds of \$30.1 million, after deducting underwriting commission and discounts and other offering expenses, partially offset by the use of cash to repay our Key Facility and 2022 Notes and to pay distributions to our stockholders.

Our operating activities used cash of \$25.3 million for the year ended December 31, 2020, and our financing activities provided cash of \$55.7 million for the same period. Our operating activities used cash primarily to purchase investments in portfolio companies partially offset by principal payments received on our debt investments. Our financing activities provided cash primarily from advances on our credit facilities and the sale of shares through our ATM for net proceeds of \$44.6 million, after deducting underwriting commission and discounts and other offering expenses, partially offset by the use of cash to repay our Key Facility and to pay distributions to our stockholders.

Our primary use of available funds is to make debt investments in portfolio companies and for general corporate purposes. We expect to raise additional equity and debt capital opportunistically as needed and, subject to market conditions, to support our future growth to the extent permitted by the 1940 Act.

In order to remain subject to taxation as a RIC, we intend to distribute to our stockholders all or substantially all of our investment company taxable income. In addition, as a BDC, we are required to maintain asset coverage of at least 150%. This requirement limits the amount that we may borrow.

We believe that our current cash, cash generated from operations, and funds available from our Credit Facilities will be sufficient to meet our working capital and capital expenditure commitments for at least the next 12 months.

Current borrowings

The following table shows our borrowings as of December 31, 2022, December 31, 2023 and 2021: 2022:

	December 31, 2022			December 31, 2021			December 31, 2023			December 31, 202	
	Total	Balance	Unused	Total	Balance	Unused	Total	Balance	Unused	Total	Balance
	Commitment	Outstanding	Commitment	Commitment	Outstanding	Commitment	Commitment	Outstanding	Commitment	Commitment	Outstanding
	(In thousands)						(In thousands)				
Key Facility	\$ 125,000	\$ 5,000	\$ 120,000	\$ 125,000	\$ 53,500	\$ 71,500	\$ 150,000	\$ 70,000	\$ 80,000	\$ 125,000	\$ 5,000
NYL Facility	200,000	176,750	23,250	100,000	78,750	21,250	250,000	181,000	69,000	200,000	176,750
2019 Asset-Backed Notes	42,573	42,573	—	70,500	70,500	—	—	—	—	42,573	42,573
2022 Asset-Backed Notes	100,000	100,000	—	—	—	—	100,000	100,000	—	100,000	100,000
2027 Notes	57,500	57,500	—	—	—	—	57,500	57,500	—	57,500	57,500
2026 Notes	57,500	57,500	—	57,500	57,500	—	57,500	57,500	—	57,500	57,500
Total before debt issuance costs	582,573	439,323	143,250	353,000	260,250	92,750	615,000	466,000	149,000	582,573	439,323
Unamortized debt issuance costs attributable to term borrowings	—	(5,245)	—	—	(2,637)	—	—	(3,765)	—	—	(5,245)
Total borrowings outstanding, net	\$ 582,573	\$ 434,078	\$ 143,250	\$ 353,000	\$ 257,613	\$ 92,750	\$ 615,000	\$ 462,235	\$ 149,000	\$ 582,573	\$ 434,078

Credit Facilities

Key Facility

We entered into the Key Facility effective November 4, 2013. Through June 21, 2021, the interest rate on the Key Facility was based upon the one-month LIBOR plus a spread of 3.25%, with a LIBOR floor of 1.00%. From and after June 30, 2021, the interest rate on the Key Facility is based on the rate of interest published in The Wall Street Journal as the prime rate in the United States plus 0.25%, with a prime rate floor of 4.25%. The prime rate was 7.50% 8.50% and 3.25% 7.50% as of December 31, 2022 December 31, 2023 and 2021, 2022, respectively. The interest rates in effect were 7.75% 8.75% and 4.25% 7.75% as of December 31, 2022 December 31, 2023 and 2021, 2022. The Key Facility requires the payment of an unused line fee in an amount equal to 0.50% of any unborrowed amount available under the facility annually.

The Key Facility has an accordion feature which allows for an increase in the total loan commitment to \$150 million. On June 22, 2021 June 29, 2023, we amended the Key Facility to, among other things, increase the commitment amount to amend the interest rate applied to the outstanding principal balance \$150 million and to extend increase the period during amount of the accordion feature which we may request advances under now allows the Key Facility (or potential increase in the "Revolving Period") total commitment amount to June 22, 2024 \$300 million. The Key Facility is collateralized by debt investments held by Credit II and permits an advance rate of up to sixty percent (60%) of eligible debt investments held by Credit II. The Key Facility contains covenants that, among other things, require us to maintain a minimum net worth, to restrict the debt investments securing the Key Facility to certain criteria for qualified debt investments and to comply with portfolio company concentration limits as defined in the related loan agreement. After the period during which we may request advances under the Key Facility, or the Revolving Period, we may not request new advances, and we must repay the outstanding advances under the Key Facility as of such date, at such times and in such amounts as are necessary to maintain compliance with the terms and conditions of the Key Facility, particularly the condition that the principal balance of the Key Facility not exceed sixty percent (60%) of the aggregate principal balance of our eligible debt investments to our portfolio companies. The Revolving Period ends on June 22, 2024 and the maturity date of the Key Facility, the date on which all outstanding advances under the Key Facility are due and payable, is on June 22, 2026.

NYL Facility

On April 21, 2020, we purchased all of the limited liability company interests of Arena in HSLFI. HFI is a wholly-owned subsidiary of HSLFI. HFI entered into the NYL Facility with the NYL Noteholders for an aggregate purchase price of up to \$100.0 million, with an accordion feature of up to \$200.0 million at the mutual discretion and agreement of HSLFI and the NYL Noteholders. On June 1, 2018, HSLFI sold or contributed to HFI certain secured loans made to certain portfolio companies pursuant to the Sale and Servicing Agreement. Any notes issued by HFI are collateralized by all investments held by HFI and permit an advance rate of up to 67% of the aggregate principal amount of eligible debt investments.

On February 25, 2022, we amended the NYL Facility increasing the commitment by \$100 million to, enable our wholly-owned subsidiary to issue up to \$200 million of secured notes. The amendment to the facility extends the investment period to June 2023 and the maturity date to June 2028. In addition, the amendment, among other things, reduces reduce the applicable margin used to calculate the credit facility's NYL Facility's interest rate on our borrowings above \$100 million. Such borrowings will be were priced at the three-year USD mid-market swap rate plus 3.00%.

On May 24, 2023, we amended the NYL Facility to, among other things, increase the commitment by \$50.0 million to enable our wholly-owned subsidiary to issue up to \$250.0 million of secured notes. The amendment to the NYL Facility extends the investment period to June 2024 and the maturity date of all advances to June 2029. In addition, the amendment amended the interest rate for advances made after May 24, 2023, fixing the interest rate at the greater of (i) 4.60% and (ii) the Three Year I-Curve plus 3.50% with the interest rate to be reset on any advance date.

Under the terms of the NYL Facility, we are required to maintain a reserve cash balance, which may be used to pay monthly interest and principal payments on the NYL Facility. We have segregated these funds and classified them as restricted investments in money market funds. At December 31, 2022 December 31, 2023 and 2021, 2022, there were approximately \$1.0 \$1.4 million and \$0.5 million \$1.0 million, respectively, of restricted investments.

There were \$176.8 million \$181.0 million and \$78.8 million \$176.8 million in notes issued to the NYL Noteholders as of December 31, 2022 December 31, 2023 and 2021, 2022, respectively, at an interest rate of 5.57% 5.96% and 4.62% 5.57%, respectively. As of December 31, 2022 December 31, 2023 and 2021, 2022, we had borrowing capacity under the NYL Facility of \$23.2 million \$69.0 million and \$21.2 million \$23.2 million, respectively. At December 31, 2022 December 31, 2023 and 2021, 2022, \$17.4 million and \$23.2 million and \$5.7 million, respectively, was available for borrowing, subject to existing terms and advance rates.

Securizations

2019 Asset-Backed Notes

On August 13, 2019, the 2019 Asset-Backed Notes were issued by the 2019-1 Trust pursuant to a note purchase agreement, dated as of August 13, 2019, by and among us and Keybank Capital Markets Inc. as Initial Purchaser, and are were backed by a pool of loans made to certain portfolio companies of ours and secured by certain assets of those portfolio companies and are to be serviced by us. Interest on the 2019 Asset-Backed Notes will be paid, to the extent of funds available, at a fixed rate of 4.21% per annum. The

2019 Asset-Backed Notes had a two-year reinvestment period and a stated maturity of September 15, 2027, companies. The 2019 Asset-Backed Notes were rated A+(sf) by Morningstar Credit Ratings, LLC on August 13, 2019. There has been no change in the rating since August 13, 2019.

At December 31, 2022, The 2019 Asset-Backed Notes bore interest at a fixed rate of 4.21% per annum and 2021, had a stated maturity of September 15, 2027. As of December 31, 2023, the 2019 Asset-Backed Notes had an outstanding principal balance of \$42.6 million and \$70.5 million, respectively.

Under the terms of the 2019 Asset-Backed Notes, we are required to maintain a reserve cash balance, funded through proceeds from the sale of the 2019 Asset-Backed Notes, which may be used to pay monthly interest and principal payments on the 2019 Asset-Backed Notes. The Company has segregated these funds and classified them as restricted investments were repaid in money market funds. At December 31, 2022 and 2021, there were approximately \$0.6 million and \$0.9 million, respectively, of restricted investments, full.

2022 Asset-Backed Notes

On November 9, 2022, the 2022 Asset-Backed Notes were issued by the 2022-1 Trust pursuant to a note purchase agreement, dated as of November 9, 2022, by and among the Company us and Keybank Capital Markets Inc. as Initial Purchaser, and are backed by a pool of loans made to certain portfolio companies of ours and secured by certain assets of those portfolio companies and are to be serviced by us. Interest on the 2022 Asset-Backed Notes will be paid, to the extent of funds available, at a fixed rate of 7.56% per annum. The 2022 Asset-Backed Notes have a two-year reinvestment period and a stated maturity of November 15, 2030. The 2022 Asset-Backed Notes were rated A by Morningstar Credit Ratings, LLC on November 9, 2022. There has been no change in the rating since November 9, 2022.

As of December 31, 2022, December 31, 2023 and 2022, the 2022 Asset-Backed Notes had an outstanding principal balance of \$100.0 million.

Under the terms of the 2022 Asset-Backed Notes, the Company is we are required to maintain a reserve cash balance, funded through proceeds from the sale of the 2022 Asset-Backed Notes, which may be used to pay monthly interest and principal payments on the 2022 Asset-Backed Notes. The Company has We have segregated these funds and classified them as restricted investments in money market funds. At December 31, 2022, December 31, 2023 and 2022, there were approximately \$1.3 million and \$1.2 million, respectively, of restricted investments.

Unsecured Notes

2022 Notes

On September 29, 2017, we issued and sold an aggregate principal amount of \$32.5 million of the 2022 Notes, and on October 11, 2017, pursuant to the underwriters' 30-day option to purchase additional notes, we sold an additional \$4.9 million of the 2022 Notes. The 2022 Notes had a stated maturity of September 15, 2022 and could be redeemed in whole or in part at our option at any time or from time to time on or after September 15, 2019 at a redemption price of \$25 per security plus accrued and unpaid interest. The 2022 Notes bore interest at a rate of 6.25% per year payable quarterly on March 15, June 15, September 15 and December 15 of each year. The 2022 Notes were our direct, unsecured obligations and (1) ranked equally in right of payment with our current and future unsecured indebtedness; (2) were senior in right of payment to any of our future indebtedness that expressly provided it is subordinated to the 2022 Notes; (3) were effectively subordinated to all of our existing and future secured indebtedness (including indebtedness that was initially unsecured to which we subsequently grant security), to the extent of the value of the assets securing such indebtedness and (4) were structurally subordinated to all existing and future indebtedness and other obligations of any of our subsidiaries. On April 24, 2021, or the Redemption Date, we redeemed all of the issued and outstanding 2022 Notes in an aggregate principal amount of \$37.4 million and paid accrued interest of \$0.3 million. The 2022 Notes were delisted effective on the Redemption Date.

2026 Notes

On March 30, 2021, we issued and sold an aggregate principal amount of \$57.5 million of 4.875% notes due in 2026 (or the "2026 Notes"), 2026. The amount of 2026 Notes issued and sold included the full exercise by the underwriters of their option to purchase \$7.5 million aggregate principal of additional notes. The 2026 Notes have a stated maturity of March 30, 2026 and may be redeemed in whole or in part at our option at any time or from time to time on or after March 30, 2023 at a redemption price of \$25 per security plus accrued and unpaid interest. The 2026 Notes bear interest at a rate of 4.875% per year, payable quarterly on March 30, June 30, September 30 and December 30 of each year. The 2026 Notes are our direct unsecured obligations and (i) rank equally in right of payment with our current and future unsecured indebtedness; (ii) are senior in right of payment to any of our future indebtedness that expressly provides it is subordinated to the 2026 Notes; (iii) are effectively subordinated to all of our existing and future secured indebtedness (including indebtedness that is initially unsecured to which we subsequently grants grant security), to the extent of the value of the assets securing such indebtedness, and (iv) are structurally subordinated to all existing and future indebtedness and other obligations of any of our subsidiaries. As of December 31, 2022 December 31, 2023, we were in material compliance with the terms of the 2026 Notes. The 2026 Notes are listed on the New York Stock Exchange under the symbol "HTFB".

2027 Notes

On June 15, 2022, we issued and sold an aggregate principal amount of \$50.0 million of 6.25% notes due in 2027 and on July 11, 2022, pursuant to the underwriters' 30-day option to purchase additional notes, we sold an additional \$7.5 million of such notes, or collectively, the 2027 Notes. The 2027 Notes have a stated maturity of June 15, 2027 and may be redeemed in whole or in part at our option at any time or from time to time on or after June 15, 2024 at a redemption price of \$25 per security plus accrued and unpaid interest. The 2027 Notes bear interest at a rate of 6.25% per year, payable quarterly on March 30, June 30, September 30 and December 30 of each year, commencing on September 30, 2022. The 2027 Notes are our direct unsecured obligations and (i) rank equally in right of payment with our current and future unsecured indebtedness; (ii) are senior

in right of payment to any of our future indebtedness that expressly provides it is subordinated to the 2027 Notes; (iii) are effectively subordinated to all of our existing and future secured indebtedness (including indebtedness that is initially unsecured to which we subsequently **grants grant** security), to the extent of the value of the assets securing such indebtedness, and (iv) are structurally subordinated to all existing and future indebtedness and other obligations of any of our subsidiaries. As of **December 31, 2022** **December 31, 2023**, we were in material compliance with the terms of the 2027 Notes. The 2027 Notes are listed on the New York Stock Exchange under the symbol "HTFC".

Other assets

As of **December 31, 2022** **December 31, 2023** and **2021, 2022**, other assets were **\$2.8** **\$3.6** million and **\$2.5** **\$2.8** million, respectively, which **is** **was** primarily comprised of debt issuance costs and prepaid expenses.

Contractual obligations and off-balance sheet arrangements

The following table shows our significant contractual payment obligations and off-balance sheet arrangements as of **December 31, 2022** **December 31, 2023**:

	Payments due by period					Payments due by period				
		Less than	1 – 3	3 – 5	After 5		Less than	1 – 3	3 – 5	After 5
	Total	1 year	Years	Years	years	Total	1 year	Years	Years	years
	(In thousands)					(In thousands)				
Borrowings	\$ 439,323	\$ 13,211	\$ 234,714	\$ 191,398	\$ —	\$ 466,000	\$ 47,933	\$ 257,416	\$ 160,651	\$ —
Unfunded commitments	190,000	152,500	37,500	—	—	180,500	138,000	42,500	—	—
Incentive fee deferral	1,037	—	1,037	—	—	10,848	—	10,848	—	—
Total	\$ 630,360	\$ 165,711	\$ 273,251	\$ 191,398	\$ —	\$ 657,348	\$ 185,933	\$ 310,764	\$ 160,651	\$ —

In the normal course of business, we are party to financial instruments with off-balance sheet risk. These consist primarily of unfunded commitments to extend credit, in the form of loans, to our portfolio companies. Unfunded commitments to provide funds to portfolio companies are not reflected on our balance sheet. Our unfunded commitments may be significant from time to time. As of **December 31, 2022** **December 31, 2023**, we had **such** unfunded commitments of **\$190.0 million** **\$180.5 million**. This includes no undrawn revolver commitments. These commitments are subject to the same underwriting and ongoing portfolio maintenance requirements as are the financial instruments that we hold on our balance sheet. In addition, these commitments are often subject to financial or non-financial milestones and other conditions to **borrow** **borrowing** that must be achieved before the commitment can be drawn. Since these commitments may expire without being drawn upon, the total commitment amount does not necessarily represent future cash requirements. We regularly monitor our unfunded commitments and anticipated refinancings, maturities and capital raising, to ensure that we have sufficient liquidity to fund **such** unfunded commitments. As of **December 31, 2022** **December 31, 2023**, we reasonably believed that our assets would provide adequate financial resources to satisfy all of our unfunded commitments.

In addition to the Credit Facilities, we have certain commitments pursuant to our Investment Management Agreement entered into with our Advisor. We have agreed to pay a fee for investment advisory and management services consisting of two components (1) a base management fee equal to a percentage of the value of our gross assets less cash or cash equivalents, and (2) a two-part incentive fee. We have also entered into a contract with our Advisor to serve as our administrator. Payments under the Administration Agreement are equal to an amount based upon our allocable portion of our Advisor's overhead in performing its obligations under the agreement, including rent, fees and other expenses inclusive of our allocable portion of the compensation of our Chief Financial Officer and Chief Compliance Officer and their respective staffs. See Note 3 to our consolidated financial statements for additional information regarding our Investment Management Agreement and our Administration Agreement.

The incentive fee on Pre-Incentive Fee Net Investment Income is subject to a fee cap and deferral mechanism which is determined based upon a look-back period of up to three years and is expensed when incurred. For this purpose, the Incentive Fee Look-back Period includes the relevant calendar quarter and the 11 preceding full calendar quarters. Each quarterly incentive fee payable on Pre-Incentive Fee Net Investment Income is subject to the Incentive Fee Cap and Deferral Mechanism. The Incentive Fee Cap is equal to (a) 20.00% of Cumulative Pre-Incentive Fee Net Return during the Incentive Fee Look-back Period less (b) cumulative incentive fees of any kind paid to **the our** Advisor during the Incentive Fee Look-back Period. To the extent the Incentive Fee Cap is zero or a negative value in any calendar quarter, **the Company we** will not pay an incentive fee on Pre-Incentive Fee Net Investment Income to **the our** Advisor in that quarter. To the extent that the payment of incentive fees on Pre-Incentive Fee Net Investment Income is limited by the Incentive Fee Cap, the payment of such fees will be deferred and paid in subsequent calendar quarters up to three years after their date of deferment, subject to certain limitations, which are set forth in the Investment Management Agreement. During the year ended **December 31, 2022** **December 31, 2023**, the Incentive Fee Cap and Deferral Mechanism resulted in deferral of **\$1.0 million** **\$9.8 million** of incentive fee which may become subject to payment up to three years after the date of deferment. **As of December 31, 2023, the total amount subject to recoupment was \$10.8 million.**

Distributions

In order to qualify and be subject to tax as a RIC, we must meet certain source-of-income, asset diversification and annual distribution requirements. Generally, in order to qualify as a RIC, we must derive at least 90% of our gross income for each tax year from dividends, interest, payments with respect to certain securities, loans, gains from the sale or other disposition of stock, securities or foreign currencies, income derived from certain publicly traded partnerships, or other income derived with respect to our business of investing in stock or other securities. We must also meet certain asset diversification requirements at the end of each quarter of each tax year. Failure to meet these diversification requirements on the last day of a quarter may result in us having to dispose of certain investments quickly in order to prevent the loss of RIC status. Any such dispositions could be made at disadvantageous prices or times, and may cause us to incur substantial losses.

In addition, in order to be subject to tax as a RIC and to avoid the imposition of corporate-level tax on the income and gains we distribute to our stockholders in respect of any tax year, we are required under the Code to distribute as dividends to our stockholders out of assets legally available for distribution each tax year an amount generally at least equal to 90% of the sum of our net ordinary income and net short-term capital gains in excess of net long-term capital losses, if any. Additionally, in order to avoid the imposition of a U.S. federal excise tax, we are required to distribute, in respect of each calendar year, dividends to our stockholders of an amount at least equal to the sum of 98% of our calendar year net ordinary income (taking into account certain deferrals and elections); 98.2% of our capital gain net income (adjusted for certain ordinary losses) for the one year period ending on October 31 of such calendar year; and any net ordinary income and capital gain net income for preceding calendar years that were not distributed during such calendar years and on which we previously did not incur any U.S. federal income tax. If we fail to qualify as a RIC for any reason and become subject to corporate tax, the resulting corporate taxes could substantially reduce our net assets, the amount of income available for distribution and the amount of our distributions. Such a failure would have a material adverse effect on us and our stockholders. In addition, we could be required to recognize unrealized gains, incur substantial taxes and interest and make substantial distributions in order to re-qualify as a RIC. We cannot assure stockholders that they will receive any distributions.

To the extent our taxable earnings in a tax year fall below the total amount of our distributions made to stockholders in respect of such tax year, a portion of those distributions may be deemed a return of capital to our stockholders for U.S. federal income tax purposes. Thus, the source of a distribution to our stockholders may be the original capital invested by the stockholder rather than our income or gains. Stockholders should review any written disclosure accompanying a distribution payment carefully and should not assume that the source of any distribution is our ordinary income or gains.

We have adopted an "opt out" DRIP for our common stockholders. As a result, if we declare a distribution, then stockholders' cash distributions will be automatically reinvested in additional shares of our common stock unless a stockholder specifically "opts out" of our DRIP. If a stockholder opts out, that stockholder will receive cash distributions. Although distributions paid in the form of additional shares of our common stock will generally be subject to U.S. federal, state and local taxes, stockholders participating in our DRIP will not receive any corresponding cash distributions with which to pay any such applicable taxes. If our common stock is trading above NAV, a stockholder receiving distributions in the form of additional shares of our common stock will be treated as receiving a distribution of an amount equal to the fair market value of such shares of our common stock. We may use newly issued shares to implement the DRIP, or we may purchase shares in the open market in connection with our obligations under the DRIP.

Related party transactions

We have entered into the Investment Management Agreement with **the our** Advisor. **The Our** Advisor is registered as an investment adviser under the Investment Advisers Act of 1940, as amended. Our investment activities are managed by **the our** Advisor and supervised by **the our** Board, the majority of whom are independent directors. Under the Investment Management Agreement, we have agreed to pay **the our** Advisor a base management fee as well as an incentive fee. During the years ended **December 31, 2022** **December 31, 2023**, **2022** and **2021**, and **2020**, **the our** Advisor earned **\$18.3 million** **\$15.9 million**, **\$14.7 million** **\$18.3 million** and **\$11.6 million** **\$14.7 million**, respectively, pursuant to the Investment Management Agreement.

On February 22, 2023, our Advisor, HTF Principals, and Horizon Technology Finance Employees LLC, or HTF Employees, entered into the Purchase Agreement with MCH Holdco, an affiliate of Monroe Capital, and MCIH L.P., an affiliate of Monroe Capital and the sole stockholder of MCH Holdco. On June 30, 2023, pursuant to the Purchase Agreement, HTF Principals LLC, f/k/a Horizon Technology Finance, LLC ("and HTF Principals") owns more than seventy percent (70%) Employees sold all of **the Advisor**. Our Chief Executive Officer, Robert D. Pomeroy, Jr. and their membership interests in our **President, Gerald A. Michaud own** Advisor (which constitute one hundred percent (100%) of HTF Principals. By virtue the membership interests of **their ownership interest in our Advisor**) to MCH Holdco and our Advisor became a direct wholly owned subsidiary of MCH Holdco and an affiliate of Monroe Capital. Pursuant to the Purchase Agreement, a significant portion of the consideration payable by Monroe Capital to HTF Principals **Mr. Pomeroy and Mr. Michaud control** HTF Employees is in the form of earnout payments contingent upon our **Advisor** performance in 2023, 2024, and 2025, aligning the incentives of our Advisor's current officers with our stockholders.

We have also entered into the Administration Agreement with **the our** Advisor. Under the Administration Agreement, we have agreed to reimburse **the our** Advisor for our allocable portion of overhead and other expenses incurred by **the our** Advisor in performing its obligations under the Administration Agreement, including rent and our allocable portion of the costs of compensation and related expenses of our Chief Financial Officer and Chief Compliance Officer and their respective staffs. In addition, pursuant to the terms of the Administration Agreement **the our** Advisor provides us with the office facilities and administrative services necessary to conduct our day-to-day operations. During the years ended **December 31, 2022** **December 31, 2023**, **2022** and **2021**, and **2020**, **the our** Advisor earned \$1.7 million, **\$1.3 million** **\$1.7 million** and **\$1.0** **\$1.3** million, respectively, pursuant to the Administration Agreement.

In connection with the Purchase Agreement, HTF Principals has sold to our Advisor HTF Principal's trademark interest in "Horizon Technology Finance", and granted the Company us a non-exclusive, royalty-free license to use the name "Horizon Technology Finance."

We believe that we derive substantial benefits from our relationship with our Advisor. Our Advisor may manage other investment vehicles, or Advisor Funds, with the same investment strategy as us. The us, which now may include investment vehicles managed by affiliates of Monroe Capital. Our Advisor may provide us an opportunity to co-invest with the Advisor Funds. Under the 1940 Act, absent receipt of exemptive relief from the SEC, we and our affiliates are precluded from co-investing in negotiated investments. On November 27, 2017, we were granted Monroe Capital's exemptive relief from to permit joint transactions granted by the SEC which on October 15, 2014, as amended, permits us to co-invest with the Advisor Funds, subject to certain conditions.

Critical accounting policies

The discussion of our financial condition and results of operation is based upon our financial statements, which have been prepared in accordance with GAAP. The preparation of these consolidated financial statements requires management to make estimates and assumptions that affect the reported amounts of assets, liabilities, revenues and expenses. Changes in the economic environment, financial markets and any other parameters used in determining such estimates could cause actual results to differ. In addition to the discussion below, we describe our significant accounting policies in the notes to our consolidated financial statements.

We have identified the following items as critical accounting policies.

Valuation of investments

Investments are recorded at fair value. Prior to July 30, 2022, the our Board determined the fair value of our investments. Pursuant to the amended SEC Rule 2a-5 of the 1940 Act, on July 29, 2022, the our Board designated the Advisor as our "valuation designee." The Our Board is responsible for oversight of the valuation designee. The valuation designee has established a Valuation Committee to determine in good faith the fair value of our investments, based on input of our Advisor's management and personnel and independent valuation firms which are engaged at the direction of the Valuation Committee to assist in the valuation of certain portfolio investments lacking a readily available market quotation at least once during a trailing twelve-month period. The Valuation Committee determines fair values pursuant to a valuation policy approved by the our Board and pursuant to a consistently applied valuation process. This valuation process is conducted at the end of each fiscal quarter, with at least 25% (based on fair value) of our valuation of portfolio companies lacking readily available market quotations subject to review by an independent valuation firm. We apply fair value to substantially all of our investments in accordance with Topic 820, *Fair Value Measurement*, of the Financial Accounting Standards Board's, or FASB's, Accounting Standards Codification as amended, or ASC, which establishes a framework used to measure fair value and requires disclosures for fair value measurements. We have categorized our investments carried at fair value, based on the priority of the valuation technique, into a three-level fair value hierarchy. Fair value is a market-based measure considered from the perspective of the market participant who holds the financial instrument rather than an entity specific measure. Therefore, when market assumptions are not readily available, our own assumptions are set to reflect those that we believe market participants would use in pricing the financial instrument at the measurement date.

The availability of observable inputs can vary depending on the financial instrument and is affected by a wide variety of factors, including, for example, the type of product, whether the product is new, whether the product is traded on an active exchange or in the secondary market and the current market conditions. To the extent that the valuation is based on models or inputs that are less observable or unobservable in the market, the determination of fair value requires more judgment. The three categories within the hierarchy are as follows:

Level 1	Quoted prices in active markets for identical assets and liabilities.
Level 2	Observable inputs other than Level 1 prices such as quoted prices for similar assets or liabilities in active markets, quoted prices in markets that are not active and model-based valuation techniques for which all significant inputs are observable or can be corroborated by observable market data for substantially the full term of the assets or liabilities.
Level 3	Unobservable inputs that are supported by little or no market activity and that are significant to the fair value of the assets or liabilities. Level 3 assets and liabilities include financial instruments whose value is determined using pricing models, discounted cash flow methodologies or similar techniques, as well as instruments for which the determination of fair value requires significant management judgment or estimation.

Income recognition

Interest on debt investments is accrued and included in income based on contractual rates applied to principal amounts outstanding. Interest income is determined using a method that results in a level rate of return on principal amounts outstanding. Generally, when a debt investment becomes 90 days or more past due, or if we otherwise do not expect to receive interest and principal repayments, the debt investment is placed on non-accrual status and the recognition of interest income may be discontinued. Interest payments received on non-accrual debt investments may be recognized as income, on a cash basis, or applied to principal depending upon management's judgment at the time the debt investment is placed on non-accrual status. For the year years ended December 31, 2022, December 31, 2023 and 2022, we did not recognize any interest income from debt investments on non-accrual status. For the year ended December 31, 2021, we recognized as interest income interest payments of \$1.3 million received from two portfolio companies whose debt investments were on non-accrual status. For the year ended December 31, 2020, we recognized as interest income interest payments of \$0.03 million received from one portfolio company whose debt investment was on non-accrual status.

We receive a variety of fees from borrowers in the ordinary course of conducting our business, including advisory fees, commitment fees, amendment fees, non-utilization fees, success fees and prepayment fees. In a limited number of cases, we may also receive a non-refundable deposit earned upon the termination of a transaction. Debt investment origination fees, net of certain direct origination costs, are deferred, and along with unearned income, are amortized as a level yield adjustment over the respective term of the debt investment. All other income is recorded into income when earned. Fees for counterparty debt investment commitments with multiple debt investments are allocated to each debt investment based upon each debt investment's relative fair value. When a debt investment is placed on non-accrual status, the amortization of the related fees and unearned income is discontinued until the debt investment is returned to accrual status.

Certain debt investment agreements also require the borrower to make an ETP that is accrued into income over the life of the debt investment to the extent such amounts are expected to be collected. We will generally cease accruing the income if there is insufficient value to support the accrual or if we do not expect the borrower to be able to pay all principal and interest due.

In connection with substantially all lending arrangements, we receive warrants to purchase shares of stock from the borrower. We record the warrants as assets at estimated fair value on the grant date using the Black-Scholes valuation model. We consider the warrants as loan fees and record them as unearned income on the grant date. The unearned income is recognized as interest income over the contractual life of the related debt investment in accordance with our income recognition policy. Subsequent to origination, the warrants are also measured at fair value using the Black-Scholes valuation model. Any adjustment to fair value is recorded through earnings as net unrealized gain or loss on investments. Gains and losses from the disposition of the warrants or stock acquired from the exercise of warrants are recognized as realized gains and losses on investments.

Prior to consolidating the investment of HSLFI on and after April 21, 2020, distributions from HSLFI were evaluated at the time of distribution to determine if the distribution should be recorded as dividend income or a return of capital. Generally, we did not record distributions from HSLFI as dividend income unless there were sufficient accumulated tax-basis earnings and profit in HSLFI prior to distribution. Distributions that were classified as a return of capital were recorded as a reduction in the cost basis of the investment. For the period January 1, 2020 through April 21, 2020, there were no distributions from HSLFI.

Realized gains or losses on the sale of investments, or upon the determination that an investment balance, or portion thereof, is not recoverable, are calculated using the specific identification method. We measure realized gains or losses by calculating the difference between the net proceeds from the repayment or sale and the amortized cost basis of the investment. Net change in unrealized appreciation or depreciation reflects the change in the fair values of our portfolio investments during the reporting period, including any reversal of previously recorded unrealized appreciation or depreciation, when gains or losses are realized.

Income taxes

We have elected to be treated as a RIC under Subchapter M of the Code and operate in a manner so as to qualify for the tax treatment applicable to RICs. In order to qualify as a RIC and to avoid the imposition of corporate-level U.S. federal income tax on the amounts we distribute to our stockholders, among other things, we are required to meet certain source of income and asset diversification requirements, and we must timely distribute dividends to our stockholders out of assets legally available for distribution each tax year of an amount generally equal to at least equal to 90% of our investment company taxable income, as defined by the Code and determined without regard to any deduction for dividends paid. We, among other things, have made and intend to continue to make the requisite distributions to our stockholders, which will generally relieve us from incurring any material liability for U.S. federal income taxes.

Depending on the level of taxable income earned in a tax year, we may choose to carry forward taxable income in excess of current year distributions into the next tax year and incur a 4% excise tax on such income, as required. To the extent that we determine that our estimated current year annual taxable income will be in excess of estimated current year distributions, we will accrue excise tax, if any, on estimated excess taxable income as taxable income is earned.

We evaluate tax positions taken in the course of preparing our tax returns to determine whether the tax positions are "more-likely-than-not" to be sustained by the applicable tax authority in accordance with ASC Topic 740, *Income Taxes*, as modified by ASC Topic 946, *Financial Services – Investment Companies*. Tax benefits of positions not deemed to meet the more-likely-than-not threshold, or uncertain tax positions, are recorded as a tax expense in the current year. It is our policy to recognize accrued interest and penalties related to uncertain tax benefits in income tax expense. We had no material uncertain tax positions at December 31, 2022, December 31, 2023 and 2021, 2022.

Recently adopted accounting pronouncement

In March 2020, October 2023, the FASB issued Accounting Standards Update No. 2020-04, Reference Rate Reform (Topic 848): Facilitation 2023-06, Codification Amendments in Response to the SEC's Disclosure Update and Simplification Initiative, or ASU 2023-06. ASU 2023-06 amends the disclosure or presentation requirements related to various subtopics in the FASB Accounting Standards Codification including requiring investment companies to disclose the components of capital on the Effects of Reference Rate Reform on Financial Reporting ("ASU 2020-04"). ASU 2020-04 provides optional expedients and exceptions for applying GAAP to contract modifications and hedging relationships, subject to meeting certain criteria, that reference LIBOR or another rate that is expected to be discontinued, balance sheet. The amendments in ASU 2020-04 are 2023-06 were effective for all entities as on the date which the SEC's removal of March 12, 2020 through December 31, 2022. As that related disclosure from Regulation S-X or Regulation S-K became effective. The adoption of December 31, 2022, we adopted ASU 2020-04, and such adoption 2023-06 did not have an impact on our consolidated financial statements and disclosures, statements.

Recently issued accounting pronouncement

In June 2022, the FASB issues issued Accounting Standards Update No. 2022-03, Fair Value Measurement of Equity Securities Subject to Contractual Sale Restrictions, ("or ASU 2022-03"), 2022-03. ASU 2022-03 clarifies the guidance when measuring the fair value of an equity security subject to contractual restrictions that prohibit the sale of the security. The amendments in ASU 2022-03 are effective for public companies for fiscal years beginning after December 15, 2023, and interim periods within those fiscal years. We are currently assessing have concluded that the impact adoption of ASU 2022-03 will not have a material impact on our consolidated financial statement, statements.

Recent developments

In January 2023, we sold 555,654 shares of common stock under the 2021 Equity Distribution Agreement. For the same period, we received total accumulated net proceeds of approximately \$6.6 million, including \$0.1 million of offering expenses, from these sales.

On January 24, 2023, pursuant to the terms of an Asset Purchase Agreement dated August 18, 2022 by and between HESP LLC, our wholly-owned subsidiary ("HESP") and Cadrenal Therapeutics, Inc. ("CVKD"), HESP received 600,000 shares of common stock of CVKD upon CVKD's completion of its initial public offering.

On February 1, 2023, Canary Medical Inc. prepaid its outstanding principal balance of \$7.5 million on its venture loan, plus interest, end-of-term payment and prepayment fee. The Company continues to hold warrants in Canary Medical Inc.

On February 3, 2023, Unagi Inc. ("Unagi") prepaid \$3.2 million of the outstanding principal of its venture loan. The current outstanding principal balance of the Unagi's venture loan as of the date hereof is \$2.1 million. We and Unagi also amended the terms of the venture loan to, among other things, provide for payment in kind (PIK) interest and extend the maturity date of the outstanding principal balance of the loan.

On February 14, 2023, Embody, Inc. prepaid its outstanding principal balance of \$2.5 million on its venture loan, plus interest and exit payment.

On February 20, 2023, our Board unanimously approved a new investment advisory agreement with our Advisor, substantially similar to the existing Investment Management Agreement, subject to stockholder approval and the closing of the sale of our Advisor to an affiliate of Monroe Capital LLC (the "Transaction"). We do not anticipate the Transaction will substantially or adversely affect us. It is anticipated that all of the officers and investment professionals at our Advisor will remain at our Advisor and that our Advisor and we will maintain our venture lending-focused investment strategy.

On February 24, 2023 January 9, 2024, we funded a \$5.0 million \$0.8 million equity investment to an existing portfolio company, Better Place Forests Co.

Between January 18 and February 9, 2024, we made \$0.9 million of new debt investments in Nexii Building Solutions, Inc., an existing portfolio company.

On February 7, 2024, we funded a \$14.0 million debt investment to an existing portfolio company, BriteCore Holdings, LLC. Ceribell, Inc. in connection with the prepayment of existing \$11.3 million debt investment.

On February 24, 2023 February 20, 2024, we funded HIMV LLC, or HIMV, sold BioVaxys Technology Corp., a \$20.0 million debt investment British Columbia-registered company, or Purchaser, all of its intellectual property and related assets, or IP, in consideration for (a) \$750,000 in cash, (b) \$250,000 in value of common shares of the Purchaser, at a price per share equal to a new portfolio company, Noodle Partners, Inc. the volume-weighted average price of the common shares in the capital of the Purchaser during the 20 trading day period immediately prior to the closing date of the sale and (c) certain other earn-out payments related to the development and use of the IP as set forth in the APA. The sale of the IP closed on February 20, 2024.

Item 7A. Quantitative and Qualitative Disclosures About Market Risk

We are subject to financial market risks, including changes in interest rates. During the periods covered by our financial statements, the interest rates on the debt investments within our portfolio were primarily at floating rates. We expect that our debt investments in the future will primarily have floating interest rates. As of December 31, 2022 December 31, 2023 and 2021, 2022, 94% and 100%, respectively of the outstanding principal amount of our debt investments bore interest at floating rates. New commitments to lend to our portfolio companies are typically based on the Prime Rate as published in the Wall Street Journal.

Based on our December 31, 2022 December 31, 2023 consolidated statement of assets and liabilities (without adjustment for potential changes in the credit market, credit quality, size and composition of assets on the consolidated statement of assets and liabilities or other business developments that could affect net income) and the base index rates

at ~~December 31, 2022~~ ~~December 31, 2023~~, the following table shows the annual impact on the change in net assets resulting from operations of changes in interest rates, which assumes no changes in our investments and borrowings:

Change in basis points	Investment	Interest	Change in Net	Investment	Interest	Change in Net
	Income	Expense	Assets(1)	Income	Expense	Assets(1)
	(In thousands)			(In thousands)		
Up 300 basis points	\$ 19,590	\$ 152	\$ 19,438	\$ 17,904	\$ 2,129	\$ 15,775
Up 200 basis points	\$ 13,147	\$ 101	\$ 13,046	\$ 11,932	\$ 1,419	\$ 10,513
Up 100 basis points	\$ 6,638	\$ 51	\$ 6,587	\$ 5,986	\$ 710	\$ 5,276
Down 300 basis points	\$ (18,219)	\$ (152)	\$ (18,067)	\$ (13,012)	\$ (2,129)	\$ (10,883)
Down 200 basis points	\$ (12,790)	\$ (101)	\$ (12,689)	\$ (9,139)	\$ (1,419)	\$ (7,720)
Down 100 basis points	\$ (6,360)	\$ (51)	\$ (6,309)	\$ (4,605)	\$ (710)	\$ (3,895)

(1) Excludes the impact of incentive fees based on ~~pre-incentive fee net investment income~~. ~~Pre-Incentive Fee Net Investment Income~~.

While our 2027 Notes, our 2026 ~~Notes~~, our 2019 Asset-Backed Notes, and our 2022 Asset-Backed Notes bear interest at a fixed rate, our Credit Facilities have a floating interest rate provision. The Key Facility is subject to ~~a an interest rate~~ floor of 0.25% per annum, based on a prime rate index which resets monthly, and the ~~interest payable on the~~ NYL Facility is based on the ~~three year USD mid-market swap~~ ~~Three Year I Curve~~ rate plus a margin of ~~between 3.55% and 5.15%~~ ~~3.50%~~ with an interest rate floor ~~depending and resets on the rating of such notes at the time of issuance~~. ~~any advance date~~. Any other credit facilities into which we enter in the future may have floating interest rate provisions. We have used hedging instruments in the past to protect us against interest rate fluctuations, and we may use them in the future. Such instruments may include caps, swaps, futures, options and forward contracts. While hedging activities may insulate us against adverse changes in interest rates, they may also limit our ability to participate in the benefits of lower interest rates with respect to the investments in our portfolio with fixed interest rates. Engaging in commodity interest transactions such as swap transactions or futures contracts ~~for the Company on our behalf~~ may cause ~~the Investment Adviser our Advisor~~ to fall within the definition of "commodity pool operator" under the Commodity Exchange Act, ~~(the "CEA") or the CEA~~, and related Commodity Futures Trading Commission, ~~(the "CFTC") or CFTC~~, regulations. On January 31, 2020, ~~the Investment Adviser our Advisor~~ claimed an exclusion from the definition of the term "commodity pool operator" under the CEA and the CFTC regulations in connection with its management of ~~the Company us~~ and, therefore, is not subject to CFTC registration or regulation under the CEA as a commodity pool operator with respect to its management of ~~the Company us~~.

Because we currently fund, and expect to continue to fund, our investments with borrowings, our net income is dependent upon the difference between the rate at which we borrow funds and the rate at which we invest the funds borrowed. Accordingly, there can be no assurance that a significant change in market interest rates will not have a material adverse effect on our net income. In periods of rising interest rates, our cost of funds could increase, which would reduce our net investment income.

Inflation and Supply Chain Risk

Economic activity has continued to accelerate across sectors and regions. Nevertheless, due to global supply chain issues, geopolitical events, a rise in energy prices and strong consumer demand as economies continue to reopen, inflation is showing signs of acceleration in the U.S. and globally. Inflation is likely to continue in the near to medium-term, particularly in the U.S., with the possibility that monetary policy may tighten in response. Persistent inflationary pressures could affect our portfolio ~~companies companies'~~ profit margins.

Item 8. Consolidated Financial Statements and Supplementary Data

Index to Consolidated Financial Statements

	Page
Management's Report on Internal Control over Financial Reporting	87
Report of Independent Registered Public Accounting Firm (PCAOB ID - 49)	88
Consolidated Statements of Assets and Liabilities as of December 31, 2022 December 31, 2023 and 2021 2022	90
Consolidated Statements of Operations for the Years Ended December 31, 2022 December 31, 2023, 2021 2022 and 2020 2021	91
Consolidated Statements of Changes in Net Assets for the Years Ended December 31, 2022 December 31, 2023, 2021 2022 and 2020 2021	92
Consolidated Statements of Cash Flows for the Years Ended December 31, 2022 December 31, 2023, 2021 2022 and 2020 2021	93

Management's Report on Internal Control over Financial Reporting

Management of Horizon Technology Finance Corporation (the "Company") is responsible for establishing and maintaining adequate internal control over the Company's financial reporting. The Company's internal control system is a process designed to provide reasonable assurance to management and the board of directors regarding the preparation and fair presentation of published financial statements.

The Company's internal control over financial reporting includes policies and procedures that pertain to the maintenance of records that, in reasonable detail, accurately and fairly reflect transactions recorded necessary to permit the preparation of financial statements in accordance with U.S. generally accepted accounting principles. The Company's policies and procedures also provide reasonable assurance that receipts and expenditures are being made only in accordance with authorizations of management and the directors of the Company, and provide reasonable assurance regarding prevention or timely detection of unauthorized acquisition, use or disposition of the Company's assets that could have a material effect on the Company's financial statements.

All internal control systems, no matter how well designed, have inherent limitations. Therefore, even those systems determined to be effective can provide only reasonable assurance with respect to financial statement preparation and presentation. Also, projections of any evaluation of effectiveness as to future periods are subject to the risk that controls may become inadequate because of changes in conditions, or that the degree of compliance with the policies or procedures may deteriorate.

Management assessed the effectiveness of the Company's internal control over financial reporting as of December 31, 2022 December 31, 2023. In making this assessment, we used the criteria set forth by the Committee of Sponsoring Organizations of the Treadway Commission in *Internal Control — Integrated Framework* issued in 2013. Based on the assessment, management believes that, as of December 31, 2022 December 31, 2023, the Company's internal control over financial reporting is effective based on those criteria.

Pursuant to rules established by the SEC, this annual report does not include an attestation report of our independent registered public accounting firm regarding internal control over financial reporting.

Report of Independent Registered Public Accounting Firm

To the Stockholders and the Board of Directors of
Horizon Technology Finance Corporation

Opinion on the Financial Statements

We have audited the accompanying consolidated statements of assets and liabilities of Horizon Technology Finance Corporation and its subsidiaries (the Company), including the consolidated schedules of investments, as of December 31, 2022 December 31, 2023 and 2021, 2022, the related consolidated statements of operations, changes in net assets and cash flows for each of the three years in the period ended December 31, 2022 December 31, 2023, and the related notes to the consolidated financial statements (collectively, the financial statements). In our opinion, the financial statements present fairly, in all material respects, the financial position of the Company as of December 31, 2022 December 31, 2023 and 2021, 2022, and the results of its their operations, changes in net assets and cash flows for each of the three years in the period ended December 31, 2022 December 31, 2023, in conformity with accounting principles generally accepted in the United States of America.

Basis for Opinion

These financial statements are the responsibility of the Company's management. Our responsibility is to express an opinion on the Company's financial statements based on our audits. We are a public accounting firm registered with the Public Company Accounting Oversight Board (United States) (PCAOB) and are required to be independent with respect to the Company in accordance with U.S. federal securities laws and the applicable rules and regulations of the Securities and Exchange Commission and the PCAOB.

We conducted our audits in accordance with the standards of the PCAOB. Those standards require that we plan and perform the audit to obtain reasonable assurance about whether the financial statements are free of material misstatement, whether due to error or fraud. The Company is not required to have, nor were we engaged to perform, an audit of its internal control over financial reporting. As part of our audits, we are required to obtain an understanding of internal control over financial reporting but not for the purpose of expressing an opinion on the effectiveness of the Company's internal control over financial reporting. Accordingly, we express no such opinion.

Our audits included performing procedures to assess the risks of material misstatement of the financial statements, whether due to error or fraud, and performing procedures that respond to those risks. Such procedures included examining, on a test basis, evidence regarding the amounts and disclosures in the financial statements. Our procedures included

confirmation of investments owned as of **December 31, 2022** **December 31, 2023** and **2021, 2022**, by correspondence with the custodians, brokers or the underlying investee, or by other appropriate auditing procedures where replies from custodians, brokers or the underlying investee were not received. Our audits also included evaluating the accounting principles used and significant estimates made by management, as well as evaluating the overall presentation of the financial statements. We believe that our audits provide a reasonable basis for our opinion.

Critical Audit Matters

The critical audit matter communicated below is a matter arising from the current period audit of the financial statements that was communicated or required to be communicated to the audit committee and that: (1) relates to accounts or disclosures that are material to the financial statements and (2) involved our especially challenging, subjective, or complex judgments. The communication of critical audit matters does not alter in any way our opinion on the financial statements, taken as a whole, and we are not, by communicating the critical audit matter below, providing separate opinions on the critical audit matter or on the accounts or disclosures to which it relates.

Valuation of Level 3 **investments** **investments**

The fair value of the Company's Level 3 investments was **\$716.3 million** **\$706.9 million** as of **December 31, 2022** **December 31, 2023**.

As described in Notes 2 and 6 to the consolidated financial statements, there is not a readily available market value for most of the investments in the Company's portfolio. Such investments include debt, warrant, equity and other investments in venture capital and private equity backed companies. The valuation techniques used in estimating the fair value of these investments may vary based on the specific characteristics of the investments and require the use of certain significant unobservable inputs, such as the Company's internally developed credit risk ratings, discounted expected future cash flows, hypothetical market yields, multiple probability weighted expected cash flow scenarios and portfolio company financial performance, among others.

We identified the valuation of Level 3 investments as a critical audit matter due to the subjective nature of the judgments necessary for management to select valuation techniques and the use of significant unobservable inputs to estimate the fair value. Auditing the reasonableness of management's selection of valuation technique and the related unobservable inputs required a high degree of auditor judgement and increased audit effort, including evaluation of the nature of audit evidence obtained and the use of internal valuation specialists.

The primary procedures we performed to address this critical audit matter included the following, among others:

We obtained an understanding of the relevant controls related to management's internally developed credit risk ratings and tested such controls for design and operating effectiveness.

We assessed the reasonableness of a sample of management's credit risk ratings by inspecting underlying source data and comparing to the Company's credit risk policy.

We assessed the reasonableness of discounted expected future cash flows, multiple probability weighted scenarios, and portfolio management company performance used in the Company's valuation models through comparison to internal and external data.

With the assistance of our internal valuation specialists, we evaluated the reasonableness of the hypothetical market yields and stock price volatilities used by the Company by comparing to market data for comparable companies.

With the assistance of our internal valuation specialists, we evaluated the appropriateness of the selected valuation techniques, and any changes to selected valuation techniques from prior periods, used for Level 3 investments.

We evaluated management's historical ability to estimate fair value through comparison of previous estimates to the transaction price of available transactions occurring subsequent to the previous valuation date.

- **We obtained an understanding of the relevant controls related to management's internally developed credit risk ratings and tested such controls for design and operating effectiveness.**

/s/ RSM US LLP •

We have served as assessed the Company's auditor since 2008, reasonableness of a sample of management's credit risk ratings by inspecting underlying source data and comparing to the Company's credit risk policy.

Hartford, Connecticut

February 28, 2023

- **We assessed the reasonableness of discounted expected future cash flows, multiple probability weighted scenarios, and portfolio management company performance used in the Company's valuation models through comparison to internal and external data.**
- **With the assistance of our internal valuation specialists, we evaluated the reasonableness of the hypothetical market yields and stock price volatilities used by the Company by comparing to market data for comparable companies.**
- **With the assistance of our internal valuation specialists, we evaluated the appropriateness of the selected valuation techniques, and any changes to selected valuation techniques from prior periods, used for Level 3 investments.**

- We evaluated management's historical ability to estimate fair value through comparison of previous estimates to the transaction price of available transactions occurring subsequent to the previous valuation date.

/s/ RSM US LLP

We have served as the Company's auditor since 2008.

Hartford, Connecticut

February 27, 2024

Horizon Technology Finance Corporation and Subsidiaries

Consolidated Statements of Assets and Liabilities

(Dollars in thousands, except share and per share data)

	December 31, 2022 (Unaudited)	December 31, 2021	December 31, 2023	December 31, 2022
Assets				
Non-affiliate investments at fair value (cost of \$721,248 and \$452,387, respectively)	\$ 720,026	\$ 458,075		
Controlled affiliate investments at fair value (cost of \$0 and \$1,450, respectively) (Note 5)	—	—		
Total investments at fair value (cost of \$721,248 and \$453,837, respectively) (Note 4)	720,026	458,075		
Non-affiliate investments at fair value (cost of \$716,077 and \$721,248, respectively)			\$ 693,730	\$ 720,026
Non-controlled affiliate investments at fair value (cost of \$28,677 and \$0, respectively) (Note 5)			1,132	—
Controlled affiliate investments at fair value (cost of \$14,428 and \$0, respectively) (Note 5)			14,223	—
Total investments at fair value (cost of \$759,182 and \$721,248, respectively) (Note 4)			709,085	720,026
Cash	20,612	38,054	46,630	20,612
Investments in money market funds	7,066	7,868	26,450	7,066
Restricted investments in money market funds	2,788	1,359	2,642	2,788
Interest receivable	13,573	6,154	13,926	13,573
Other assets	2,761	2,450	3,623	2,761
Total assets	\$ 766,826	\$ 513,960	\$ 802,356	\$ 766,826
Liabilities				
Borrowings (Note 7)	\$ 434,078	\$ 257,613	\$ 462,235	\$ 434,078
Distributions payable	9,159	6,365	11,011	9,159
Base management fee payable (Note 3)	1,065	706	1,052	1,065
Incentive fee payable (Note 3)	1,392	2,015	—	1,392
Other accrued expenses	2,684	1,926	4,077	2,684
Total liabilities	448,378	268,625	478,375	448,378
Commitments and contingencies (Notes 3, 8 and 9)				
Commitments and contingencies (Notes 3 and 8)				
Net assets				
Preferred stock, par value \$0.001 per share, 1,000,000 shares authorized, zero shares issued and outstanding as of December 31, 2022 and December 31, 2021	—	—		
Common stock, par value \$0.001 per share, 100,000,000 shares authorized, 27,920,838 and 21,384,925 shares issued and 27,753,373 and 21,217,460 shares outstanding as of December 31, 2022 and December 31, 2021, respectively	29	22		
Preferred stock, par value \$0.001 per share, 1,000,000 shares authorized, zero shares issued and outstanding as of December 31, 2023 and 2022			—	—

Common stock, par value \$0.001 per share, 100,000,000 shares authorized, 33,534,854 and 27,920,838 shares issued and 33,367,389 and 27,753,373 shares outstanding as of December 31, 2023 and 2022, respectively			36	29
Paid-in capital in excess of par	385,921	301,359	450,949	385,921
Distributable earnings	(67,502)	(56,046)		
Distributable loss			(127,004)	(67,502)
Total net assets	318,448	245,335	323,981	318,448
Total liabilities and net assets	\$ 766,826	\$ 513,960	\$ 802,356	\$ 766,826
Net asset value per common share	\$ 11.47	\$ 11.56	\$ 9.71	\$ 11.47

See Notes to Consolidated Financial Statements

Horizon Technology Finance Corporation and Subsidiaries

Consolidated Statements of Operations
(Dollars in thousands, except share and per share data)

	Year ended December 31,			Year ended December 31,		
	Year ended December 31,			2023	2022	2021
	2022	2021	2020			
Investment income						
Interest income on investments						
Interest income on non-affiliate investments	\$ 77,366	\$ 54,159	\$ 41,503			
Interest income on affiliate investments	—	252	689			
Total interest income on investments	77,366	54,411	42,192			
From non-affiliate investments:						
Interest income				\$ 100,435	\$ 77,366	\$ 54,159
Payment-in-kind interest income				8,113	—	—
Prepayment fee income				1,880	1,568	4,111
Fee income				1,465	257	1,481
Prepayment fee income on non-affiliate investments	1,568	4,111	2,345			
Fee income on non-affiliate investments	257	1,481	1,335			
Fee income on affiliate investments	—	12	45			
Total fee income	1,825	5,604	3,725			
Dividend income						
Dividend income on controlled affiliate investments	—	—	118			
Total dividend income	—	—	118			
From non-controlled affiliate investments:						
Interest income				1,245	—	252
Fee income				—	—	12
From controlled affiliate investments:						
Payment-in-kind interest income				320	—	—
Interest income				17	—	—
Total investment income	79,191	60,015	46,035	113,475	79,191	60,015
Expenses						
Interest expense	19,202	12,034	9,673	28,971	19,202	12,034
Base management fee (Note 3)	10,566	7,617	6,458	12,799	10,566	7,617
Performance based incentive fee (Note 3)	7,745	7,055	5,187	3,094	7,745	7,055
Administrative fee (Note 3)	1,667	1,285	1,016	1,658	1,667	1,285
Professional fees	1,650	1,892	1,540	2,178	1,650	1,892

General and administrative	1,459	1,511	1,190	1,837	1,459	1,511
Total expenses	42,289	31,394	25,064	50,537	42,289	31,394
Net investment income before excise tax	36,902	28,621	20,971	62,938	36,902	28,621
Provision for excise tax	715	401	222	1,490	715	401
Net investment income	36,187	28,220	20,749	61,448	36,187	28,220
Net realized and unrealized loss						
Net realized loss on non-affiliate investments	(8,364)	(2,858)	(14,686)	(29,702)	(8,364)	(2,858)
Net realized gain (loss) on non-controlled affiliate investments	30	(390)	—	—	30	(390)
Net realized loss on controlled affiliate investments	(1,150)	—	(12)	—	(1,150)	—
Net realized loss on investments	(9,484)	(3,248)	(14,698)	(29,702)	(9,484)	(3,248)
Net realized loss on extinguishment of debt	—	(395)	—	(151)	—	(395)
Net realized loss	(9,484)	(3,643)	(14,698)	(29,853)	(9,484)	(3,643)
Net unrealized (depreciation) appreciation on non-affiliate investments	(7,002)	5,503	1,585	(24,489)	(7,002)	5,503
Net unrealized depreciation on non-controlled affiliate investments	—	(848)	(1,014)	(26,513)	—	(848)
Net unrealized appreciation (depreciation) on controlled affiliate investments	1,450	(1,450)	(258)			
Net unrealized appreciation on controlled affiliate investments				2,222	1,450	(1,450)
Net unrealized (depreciation) appreciation on investments	(5,552)	3,205	313	(48,780)	(5,552)	3,205
Net realized and unrealized loss	(15,036)	(438)	(14,385)	(78,633)	(15,036)	(438)
Net increase in net assets resulting from operations	\$ 21,151	\$ 27,782	\$ 6,364			
Net (decrease) increase in net assets resulting from operations				\$ (17,185)	\$ 21,151	\$ 27,782
Net investment income per common share	\$ 1.46	\$ 1.41	\$ 1.18	\$ 1.98	\$ 1.46	\$ 1.41
Net increase in net assets resulting from operations per common share	\$ 0.86	\$ 1.39	\$ 0.36			
Net (decrease) increase in net assets resulting from operations per common share				\$ (0.56)	\$ 0.86	\$ 1.39
Distributions declared per share	\$ 1.28	\$ 1.25	\$ 1.25	\$ 1.37	\$ 1.28	\$ 1.25
Weighted average shares outstanding	24,726,079	20,027,420	17,534,528	30,957,849	24,726,079	20,027,420

See Notes to Consolidated Financial Statements

Horizon Technology Finance Corporation and Subsidiaries

Consolidated Statements of Changes in Net Assets

(In thousands, except share data)

	Paid-In Capital					Paid-In Capital				
	Common Stock		in Excess of	Distributable	Total Net	Common Stock		in Excess of	Distributable	Total Net
	Shares	Amount	Par	Earnings	Assets	Shares	Amount	Par	(Loss)	Assets
Balance at December 31, 2019	15,563,290	\$ 16	\$ 226,660	\$ (42,621)	\$ 184,055					
Issuance of common stock, net of offering costs	3,702,500	3	44,608	—	44,611					

Net increase in net assets resulting from operations, net of excise tax:													
Net investment income, net of excise tax	—	—	—	20,749	20,749								
Net realized loss on investments	—	—	—	(14,698)	(14,698)								
Net unrealized appreciation on investments	—	—	—	313	313								
Issuance of common stock under dividend reinvestment plan	20,566	—	241	—	241								
Distributions declared	—	—	—	(22,674)	(22,674)								
Reclassification of permanent tax differences (Note 2)	—	—	(222)	222	—								
Balance at December 31, 2020	19,286,356	19	271,287	(58,709)	212,597	19,286,356	\$	19	\$	271,287	\$	(58,709)	\$ 212,597
Issuance of common stock, net of offering costs	1,907,234	3	30,083	—	30,086	1,907,234		3		30,083		—	30,086
Net increase in net assets resulting from operations, net of excise tax:													
Net investment income, net of excise tax	—	—	—	28,220	28,220	—	—	—	—	28,220	—	28,220	28,220
Net realized loss on investments	—	—	—	(3,248)	(3,248)	—	—	—	—	(3,248)	—	(3,248)	(3,248)
Net realized loss on extinguishment of debt	—	—	—	(395)	(395)	—	—	—	—	(395)	—	(395)	(395)
Net unrealized appreciation on investments	—	—	—	3,205	3,205	—	—	—	—	3,205	—	3,205	3,205
Issuance of common stock under dividend reinvestment plan	23,870	—	390	—	390	23,870	—	—	—	390	—	—	390
Distributions declared	—	—	—	(25,520)	(25,520)	—	—	—	—	(25,520)	—	(25,520)	(25,520)
Reclassification of permanent tax differences (Note 2)	—	—	(401)	401	—	—	—	—	(401)	401	—	—	—
Balance at December 31, 2021	21,217,460	22	301,359	(56,046)	245,335	21,217,460		22		301,359		(56,046)	245,335

Issuance of common stock, net of offering costs	6,482,684	7	84,596	—	84,603	6,482,684	7	84,596	—	84,603
Net increase in net assets resulting from operations, net of excise tax:										
Net investment income, net of excise tax	—	—	—	36,187	36,187	—	—	—	36,187	36,187
Net realized loss on investments	—	—	—	(9,484)	(9,484)	—	—	—	(9,484)	(9,484)
Net unrealized depreciation on investments	—	—	—	(5,552)	(5,552)	—	—	—	(5,552)	(5,552)
Issuance of common stock under dividend reinvestment plan	53,229	—	681	—	681	53,229	—	681	—	681
Distributions declared	—	—	—	(33,322)	(33,322)	—	—	—	(33,322)	(33,322)
Reclassification of permanent tax differences (Note 2)	—	—	(715)	715	—	—	—	(715)	715	—
Balance at December 31, 2022	27,753,373	\$ 29	\$ 385,921	\$ (67,502)	\$ 318,448	27,753,373	29	385,921	(67,502)	318,448
Issuance of common stock, net of offering costs						5,498,830	7	65,086	—	65,093
Net decrease in net assets resulting from operations, net of excise tax:										
Net investment income, net of excise tax						—	—	—	61,448	61,448
Net realized loss on investments						—	—	—	(29,702)	(29,702)
Net realized loss on extinguishment of debt									(151)	(151)
Net unrealized depreciation on investments						—	—	—	(48,780)	(48,780)
Issuance of common stock under dividend reinvestment plan						115,186	—	1,432	—	1,432
Distributions declared						—	—	—	(43,807)	(43,807)

Reclassification of permanent tax differences (Note 2)	—	—	(1,490)	1,490	—
Balance at December 31, 2023	33,367,389	\$ 36	\$ 450,949	\$ (127,004)	\$ 323,981

See Notes to Consolidated Financial Statements

Horizon Technology Finance Corporation and Subsidiaries

Consolidated Statements of Cash Flow (Dollars in thousands)

	For the year ended December 31,			For the year ended December 31,		
	2022	2021	2020	2023	2022	2021
Cash flows from operating activities:						
Net increase in net assets resulting from operations	\$ 21,151	\$ 27,782	\$ 6,364			
Adjustments to reconcile net increase in net assets resulting from operations to net cash used in operating activities:						
Net (decrease) increase in net assets resulting from operations				\$ (17,185)	\$ 21,151	\$ 27,782
Adjustments to reconcile net (decrease) increase in net assets resulting from operations to net cash used in operating activities:						
Amortization of debt issuance costs	1,604	1,091	1,018	1,852	1,604	1,091
Net realized loss on investments	9,484	3,248	14,698	29,702	9,484	3,248
Net realized loss on extinguishment of debt	—	395	—	151	—	395
Net unrealized depreciation (appreciation) on investments	5,552	(3,205)	(313)	48,780	5,552	(3,205)
Purchase of investments	(421,978)	(344,445)	(198,561)	(218,689)	(421,978)	(344,445)
Principal payments received on investments	95,871	188,010	146,258	152,293	95,871	188,010
Payment-in-kind interest on investments				(8,433)	—	—
Proceeds from sale of investments	49,964	52,954	8,335	11,066	49,964	52,954
Dividends from controlled affiliate investment	—	—	(118)			
Equity received in settlement of fee income	—	—	(45)	(89)	—	—
Warrants received in settlement of fee income	—	—	(978)	(80)	—	—
Changes in assets and liabilities:						
(Increase) decrease in interest receivable	(3,417)	(173)	887			
Decrease (increase) in interest receivable				1,773	(3,417)	(173)
Increase in end-of-term payments	(4,452)	(1,652)	(1,066)	(2,035)	(4,452)	(1,652)
Decrease in unearned income	(394)	(1,295)	(1,408)	(3,700)	(394)	(1,295)
Increase in other assets	(156)	(394)	(189)	(650)	(156)	(394)
Increase in other accrued expenses	758	509	430	1,393	758	509
Increase in base management fee payable	359	143	44			
(Decrease) increase in base management fee payable				(13)	359	143
(Decrease) increase in incentive fee payable	(623)	1,040	(638)	(1,392)	(623)	1,040
Net cash used in operating activities	(246,277)	(75,992)	(25,282)	(5,256)	(246,277)	(75,992)
Cash flows from financing activities:						
Proceeds from issuance of 2027 Notes	57,500	—	—	—	57,500	—
Proceeds from issuance of 2026 Notes	—	57,500	—	—	—	57,500
Proceeds from 2022 Asset-Backed Notes	100,000	—	—	—	100,000	—
Repayment of 2019 Asset-Backed Notes	(27,930)	(29,500)	—	(42,573)	(27,930)	(29,500)
Repayment of 2022 Notes	—	(37,375)	—	—	—	(37,375)

Proceeds from issuance of common stock, net of offering costs	84,603	30,086	44,611	65,093	84,603	30,086
Advances on Credit Facilities	199,000	127,000	80,250	104,250	199,000	127,000
Repayment of Credit Facilities	(149,500)	(45,000)	(47,000)	(35,000)	(149,500)	(45,000)
Debt issuance costs	(4,364)	(2,645)	(890)	(735)	(4,364)	(2,645)
Distributions paid	(29,847)	(24,551)	(21,316)	(40,523)	(29,847)	(24,551)
Net cash provided by financing activities	229,462	75,515	55,655	50,512	229,462	75,515
Net (decrease) increase in cash, cash equivalents and restricted cash	(16,815)	(477)	30,373			
Net increase (decrease) in cash, cash equivalents and restricted cash				45,256	(16,815)	(477)
Cash, cash equivalents and restricted cash:						
Beginning of period	47,281	47,758	17,385	30,466	47,281	47,758
End of period	\$ 30,466	\$ 47,281	\$ 47,758	\$ 75,722	\$ 30,466	\$ 47,281
Supplemental disclosure of cash flow information:						
Cash paid for interest	\$ 17,028	\$ 10,706	\$ 8,593	\$ 26,880	\$ 17,028	\$ 10,706
Supplemental non-cash investing and financing activities:						
Refinanced debt investment balances	\$ 30,625	\$ —	\$ —	\$ 32,500	\$ 30,625	\$ —
Warrant investments received and recorded as unearned income	\$ 5,616	\$ 3,355	\$ 1,829	\$ 2,683	\$ 5,616	\$ 3,355
Distributions payable	\$ 9,159	\$ 6,365	\$ 5,786	\$ 11,011	\$ 9,159	\$ 6,365
Acquisition of controlled affiliate investment	\$ —	\$ —	\$ 16,498			
End-of-term payments receivable	\$ 9,690	\$ 5,238	\$ 4,203	\$ 11,816	\$ 9,690	\$ 5,238
Non-cash income	\$ 6,314	\$ 4,580	\$ 5,124	\$ 17,123	\$ 6,314	\$ 4,580

	Year ended December 31,			December 31,		
	2022	2021	2020	2023	2022	2021
Cash	\$ 20,612	\$ 38,054	\$ 19,502	\$ 46,630	\$ 20,612	\$ 38,054
Investments in money market funds	7,066	7,868	27,199	26,450	7,066	7,868
Restricted investments in money market funds	2,788	1,359	1,057	2,642	2,788	1,359
Total cash, cash equivalents and restricted cash	\$ 30,466	\$ 47,281	\$ 47,758	\$ 75,722	\$ 30,466	\$ 47,281

See Notes to Consolidated Financial Statements

Horizon Technology Finance Corporation and Subsidiaries

Consolidated Schedule of Investments

December 31, 2022 2023

(Dollars in thousands)

Portfolio Company (1)(3)	Sector	Type of	Cash	Index	Margin	Floor	Ceiling	ETP (10)	Maturity Date	Principal	Cost of	Fair Value
		Investment	Rate (4)							Amount	Investments	
(7)												
Non-Affiliate Investments — 226.1% (8)												
Non-Affiliate Debt Investments — 215.5% (8)												
Non-Affiliate Debt Investments — Life Science — 99.7% (8)												
Avalo Therapeutics, Inc. (2)(5)(12)	Biotechnology	Term Loan	13.75 %	Prime	6.25 %	9.50 %	-	3.00 %	January 1, 2025	\$ 2,885	\$ 2,853	\$ 2,777
		Term Loan	13.75 %	Prime	6.25 %	9.50 %	-	3.00 %	January 1, 2025	2,885	2,823	2,750

Castle Creek Biosciences, Inc. (2)(12)	Biotechnology	Term Loan	13.75 %	Prime	6.25 %	9.50 %	-	3.00 %	January 1, 2025	1,442	1,411	1,374
		Term Loan	13.75 %	Prime	6.25 %	9.50 %	-	3.00 %	February 1, 2025	2,885	2,821	2,748
		Term Loan	13.75 %	Prime	6.25 %	9.50 %	-	3.00 %	February 1, 2025	2,885	2,821	2,748
		Term Loan	13.75 %	Prime	6.25 %	9.50 %	-	3.00 %	April 1, 2025	1,442	1,408	1,371
		Term Loan	13.75 %	Prime	6.25 %	9.50 %	-	3.00 %	April 1, 2025	1,442	1,408	1,371
		Term Loan	12.50 %	Prime	6.05 %	9.55 %	13.50 %	5.50 %	May 1, 2026	5,000	4,891	4,891
		Term Loan	12.50 %	Prime	6.05 %	9.55 %	13.50 %	5.50 %	May 1, 2026	5,000	4,963	4,963
		Term Loan	12.50 %	Prime	6.05 %	9.55 %	13.50 %	5.50 %	May 1, 2026	3,000	2,978	2,978
		Term Loan	12.50 %	Prime	6.05 %	9.55 %	13.50 %	5.50 %	May 1, 2026	5,000	4,963	4,963
		Term Loan	12.50 %	Prime	6.05 %	9.55 %	13.50 %	5.50 %	May 1, 2026	5,000	4,963	4,963
Emalex Biosciences, Inc. (2)(12)	Biotechnology	Term Loan	12.50 %	Prime	6.05 %	9.55 %	13.50 %	5.50 %	May 1, 2026	3,000	2,978	2,978
		Term Loan	12.07 %	Libor	7.90 %	9.75 %	-	5.00 %	June 1, 2024	1,979	1,962	1,962
		Term Loan	12.07 %	Libor	7.90 %	9.75 %	-	5.00 %	June 1, 2024	1,979	1,963	1,963
Evelo Biosciences, Inc. (2)(5)(12)	Biotechnology	Term Loan	12.07 %	Libor	7.90 %	9.75 %	-	5.00 %	November 1, 2025	5,000	4,923	4,923
		Term Loan	12.07 %	Libor	7.90 %	9.75 %	-	5.00 %	May 1, 2026	5,000	4,912	4,912
		Term Loan	11.75 %	Prime	4.75 %	11.00 %	-	4.25 %	January 1, 2028	10,000	9,872	9,872
		Term Loan	11.75 %	Prime	4.75 %	11.00 %	-	4.25 %	January 1, 2028	15,000	14,808	14,808
		Term Loan	11.75 %	Prime	4.75 %	11.00 %	-	4.25 %	January 1, 2028	6,000	5,923	5,923
		Term Loan	11.75 %	Prime	4.75 %	11.00 %	-	4.25 %	January 1, 2028	6,000	5,923	5,923
		Term Loan	11.75 %	Prime	4.75 %	11.00 %	-	4.25 %	January 1, 2028	4,000	3,949	3,949
		Term Loan	11.75 %	Prime	4.75 %	11.00 %	-	4.25 %	January 1, 2028	4,000	3,949	3,949
F-Star Therapeutics, Inc. (2)(5)(12)	Biotechnology	Term Loan	13.25 %	Prime	6.25 %	9.50 %	-	4.00 %	April 1, 2025	2,500	2,476	2,476
		Term Loan	13.25 %	Prime	6.25 %	9.50 %	-	4.00 %	July 1, 2025	2,500	2,473	2,473
Greenlight Biosciences, Inc. (2)(5)(12)	Biotechnology	Term Loan	13.25 %	Prime	5.75 %	9.00 %	-	3.00 %	July 1, 2025	5,000	4,857	4,857
		Term Loan	13.25 %	Prime	5.75 %	9.00 %	-	3.00 %	July 1, 2025	2,500	2,430	2,430
IMV Inc. (2)(5)(12)	Biotechnology	Term Loan	13.25 %	Prime	5.75 %	9.00 %	-	5.00 %	July 1, 2025	5,000	4,946	4,946
		Term Loan	13.25 %	Prime	5.75 %	9.00 %	-	5.00 %	July 1, 2025	2,500	2,473	2,473
KSQ Therapeutics, Inc. (2) (12)	Biotechnology	Term Loan	13.25 %	Prime	5.75 %	9.00 %	-	5.00 %	January 1, 2026	5,000	4,947	4,947
		Term Loan	13.25 %	Prime	5.75 %	9.00 %	-	5.00 %	January 1, 2026	5,000	4,947	4,947
		Term Loan	12.25 %	Prime	4.75 %	8.50 %	-	5.50 %	May 1, 2027	6,250	6,077	6,077
		Term Loan	12.25 %	Prime	4.75 %	8.50 %	-	5.50 %	May 1, 2027	6,250	6,177	6,177
		Term Loan	12.75 %	Prime	5.25 %	8.50 %	-	5.00 %	November 1, 2026	3,750	3,630	3,630
PDS Biotechnology Corporation (2)(5)(12)	Biotechnology	Term Loan	12.75 %	Prime	5.25 %	8.50 %	-	5.00 %	November 1, 2026	2,500	2,469	2,469
		Term Loan	13.25 %	Prime	5.75 %	9.75 %	-	3.75 %	September 1, 2026	10,000	9,701	9,701
		Term Loan	13.25 %	Prime	5.75 %	9.75 %	-	3.75 %	September 1, 2026	3,750	3,697	3,697
		Term Loan	13.25 %	Prime	5.75 %	9.75 %	-	3.75 %	September 1, 2026	3,750	3,697	3,697
Proviwi, Inc. (2)(12)	Biotechnology	Term Loan	12.67 %	Libor	8.50 %	9.50 %	-	5.50 %	December 1, 2024	4,667	4,597	4,597

	Term Loan	12.67 %	Libor	8.50 %	9.50 %	-	5.50 %	December 1, 2024	4,667	4,597	4,597
	Term Loan	12.67 %	Libor	8.50 %	9.50 %	-	5.50 %	December 1, 2024	2,333	2,280	2,280
	Term Loan	12.67 %	Libor	8.50 %	9.50 %	-	5.50 %	December 1, 2024	2,333	2,280	2,280
	Term Loan	12.67 %	Libor	8.50 %	9.50 %	-	5.50 %	December 1, 2024	2,333	2,274	2,274
	Term Loan	12.67 %	Libor	8.50 %	9.50 %	-	5.50 %	December 1, 2024	2,333	2,274	2,274

Portfolio Company (1)(3)	Sector	Type of		Index	Margin	Floor	Ceiling	ETP (10)	Maturity Date	Cost of		
		Investment	Cash							Principal	Investments	Fair Value
		(7)	Rate (4)							Amount	(6)(9)	(9)
Non-Affiliate Investments — 214.2% (8)												
Non-Affiliate Debt Investments — 205.0%												
(8)												
Non-Affiliate Debt Investments — Life												
Science — 75.6% (8)												
Castle Creek Biosciences, Inc. (2)(12)	Biotechnology	Term Loan	13.25 %	Prime	4.75 %	9.55 %	13.50 %	5.50 %	May 1, 2026	5,000	4,979	4,979
		Term Loan	13.25 %	Prime	4.75 %	9.55 %	13.50 %	5.50 %	May 1, 2026	5,000	4,979	4,979
		Term Loan	13.25 %	Prime	4.75 %	9.55 %	13.50 %	5.50 %	May 1, 2026	3,000	2,987	2,987
		Term Loan	13.25 %	Prime	4.75 %	9.55 %	13.50 %	5.50 %	May 1, 2026	5,000	4,979	4,979
		Term Loan	13.25 %	Prime	4.75 %	9.55 %	13.50 %	5.50 %	May 1, 2026	5,000	4,979	4,979
		Term Loan	13.25 %	Prime	4.75 %	9.55 %	13.50 %	5.50 %	May 1, 2026	3,000	2,987	2,987
Emalex Biosciences, Inc. (2)(12)	Biotechnology	Term Loan	13.22 %	Prime	4.72 %	9.75 %	-	5.00 %	June 1, 2024	1,414	1,410	1,410
		Term Loan	13.22 %	Prime	4.72 %	9.75 %	-	5.00 %	June 1, 2024	1,414	1,410	1,410
		Term Loan	13.22 %	Prime	4.72 %	9.75 %	-	5.00 %	November 1, 2025	5,000	4,950	4,950
		Term Loan	13.22 %	Prime	4.72 %	9.75 %	-	5.00 %	May 1, 2026	5,000	4,949	4,949
Greenlight Biosciences, Inc. (2)(12)	Biotechnology	Term Loan	14.25 %	Prime	5.75 %	9.00 %	-	3.00 %	July 1, 2025	3,000	2,914	2,870
		Term Loan	14.25 %	Prime	5.75 %	9.00 %	-	3.00 %	July 1, 2025	1,500	1,458	1,436
KSQ Therapeutics, Inc. (2)(12)	Biotechnology	Term Loan	13.25 %	Prime	4.75 %	8.50 %	-	5.50 %	May 1, 2027	6,250	6,199	6,199
		Term Loan	13.25 %	Prime	4.75 %	8.50 %	-	5.50 %	May 1, 2027	6,250	6,199	6,199
Native Microbials, Inc (2)(12)	Biotechnology	Term Loan	13.75 %	Prime	5.25 %	8.50 %	-	5.00 %	November 1, 2026	3,750	3,716	3,716
		Term Loan	13.75 %	Prime	5.25 %	8.50 %	-	5.00 %	November 1, 2026	2,500	2,478	2,478
PDS Biotechnology Corporation (2)(5)(12)	Biotechnology	Term Loan	14.25 %	Prime	5.75 %	9.75 %	-	3.75 %	September 1, 2026	10,000	9,911	9,911
		Term Loan	14.25 %	Prime	5.75 %	9.75 %	-	3.75 %	September 1, 2026	3,750	3,717	3,717
		Term Loan	14.25 %	Prime	5.75 %	9.75 %	-	3.75 %	September 1, 2026	3,750	3,717	3,717
Provivi, Inc. (2)(12)	Biotechnology	Term Loan	13.86 %	Prime	5.36 %	9.50 %	-	5.50 %	December 1, 2024	4,666	4,579	4,414
		Term Loan	13.86 %	Prime	5.36 %	9.50 %	-	5.50 %	December 1, 2024	4,666	4,579	4,414
		Term Loan	13.86 %	Prime	5.36 %	9.50 %	-	5.50 %	December 1, 2024	2,333	2,281	2,199

Stealth Biotherapeutics Inc. (2)(12)	Biotechnology	Term Loan	13.86 %	Prime	5.36 %	9.50 %	-	5.50 %	December 1, 2024	2,333	2,281	2,199
		Term Loan	13.86 %	Prime	5.36 %	9.50 %	-	5.50 %	December 1, 2024	2,333	2,278	2,196
		Term Loan	13.86 %	Prime	5.36 %	9.50 %	-	5.50 %	December 1, 2024	2,333	2,278	2,196
		Term Loan	14.00 %	Prime	5.50 %	8.75 %	-	6.00 %	October 1, 2025	4,250	4,193	4,193
Tallac Therapeutics, Inc. (2)(12)	Biotechnology	Term Loan	14.00 %	Prime	5.50 %	8.75 %	-	6.00 %	October 1, 2025	2,125	2,096	2,096
		Term Loan	12.75 %	Prime	4.25 %	12.25 %	-	4.00 %	August 1, 2027	2,500	2,230	2,230
		Term Loan	12.75 %	Prime	4.25 %	12.25 %	-	4.00 %	August 1, 2027	2,500	2,459	2,459
Aerobiotix, LLC (2)(12)	Medical Device	Term Loan	9.00 %	Fixed	-	-	-	18.00 %	April 1, 2028	2,500	2,468	2,342
		Term Loan	9.00 %	Fixed	-	-	-	18.00 %	April 1, 2028	2,500	2,468	2,342
		Term Loan	9.00 %	Fixed	-	-	-	18.00 %	June 30, 2024	200	200	190
Candesant Biomedical, Inc. (2)(12)	Medical Device	Term Loan	12.00 %	Prime	3.50 %	11.50 %	-	5.00 %	September 1, 2027	5,000	4,757	4,757
		Term Loan	12.00 %	Prime	3.50 %	11.50 %	-	5.00 %	September 1, 2027	2,500	2,454	2,454
		Term Loan	12.00 %	Prime	3.50 %	11.50 %	-	5.00 %	September 1, 2027	2,500	2,454	2,454
		Term Loan	12.00 %	Prime	3.50 %	8.25 %	-	5.50 %	October 1, 2024	3,750	3,738	3,738
Ceribell, Inc. (2)(12)	Medical Device	Term Loan	12.00 %	Prime	3.50 %	8.25 %	-	5.50 %	October 1, 2024	3,750	3,738	3,738
		Term Loan	12.00 %	Prime	3.50 %	8.25 %	-	5.50 %	October 1, 2024	3,750	3,738	3,738
		Term Loan	12.00 %	Prime	3.50 %	8.25 %	-	5.50 %	October 1, 2024	1,875	1,866	1,866
		Term Loan	12.00 %	Prime	3.50 %	8.25 %	-	5.50 %	October 1, 2024	1,875	1,866	1,866
Cognoa, Inc. (2)(12)	Medical Device	Term Loan	14.00 %	Prime	5.50 %	8.75 %	-	6.00 %	August 1, 2026	4,583	4,546	4,546
		Term Loan	14.00 %	Prime	5.50 %	8.75 %	-	6.00 %	August 1, 2026	2,292	2,273	2,273
Conventus Orthopaedics, Inc. (2)(12)	Medical Device	Term Loan	13.32 %	Prime	4.82 %	9.25 %	-	10.36 %	July 1, 2025	3,960	3,923	3,923
		Term Loan	13.32 %	Prime	4.82 %	9.25 %	-	10.36 %	July 1, 2025	3,960	3,923	3,923
CSA Medical, Inc. (2)(12)	Medical Device	Term Loan	13.59 %	Prime	5.09 %	10.00 %	-	5.00 %	January 1, 2024	500	500	500
		Term Loan	13.59 %	Prime	5.09 %	10.00 %	-	5.00 %	January 1, 2024	33	33	33
		Term Loan	13.59 %	Prime	5.09 %	10.00 %	-	5.00 %	March 1, 2024	800	794	794
MicroTransponder, Inc. (2)(12)	Medical Device	Term Loan	12.25 %	Prime	3.75 %	12.25 %	-	3.50 %	January 1, 2029	3,750	3,689	3,689
		Term Loan	12.25 %	Prime	3.75 %	12.25 %	-	3.50 %	January 1, 2029	3,750	3,689	3,689

See Notes to Consolidated Financial Statements

Horizon Technology Finance Corporation and Subsidiaries

Consolidated Schedule of Investments

December 31, 2022 2023

(Dollars in thousands)

Portfolio Company (1)(3)	Sector	Type of Investment	Cash	Index	Margin	Floor	Ceiling	ETP (10)	Maturity Date	Principal Amount	Cost of	Fair Value
		(7)	Rate (4)								Investments (6)(9)	
Stealth Biotherapeutics Inc. (2)(12)	Biotechnology	Term Loan	13.00 %	Prime	5.50 %	8.75 %	-	6.00 %	October 1, 2025	5,000	4,914	4,914
		Term Loan	13.00 %	Prime	5.50 %	8.75 %	-	6.00 %	October 1, 2025	2,500	2,457	2,457
Aerobiotix, LLC (2)(12)	Medical Device	Term Loan	13.75 %	Prime	6.25 %	9.50 %	-	6.00 %	April 1, 2026	2,500	2,463	2,364
		Term Loan	13.75 %	Prime	6.25 %	9.50 %	-	6.00 %	April 1, 2026	2,500	2,463	2,364
Canary Medical Inc. (2)(12)	Medical Device	Term Loan	12.75 %	Prime	5.75 %	9.00 %	-	7.00 %	November 1, 2024	2,500	2,475	2,475
		Term Loan	12.75 %	Prime	5.75 %	9.00 %	-	7.00 %	November 1, 2024	2,500	2,489	2,489
		Term Loan	12.75 %	Prime	5.75 %	9.00 %	-	7.00 %	November 1, 2024	2,500	2,473	2,473
		Term Loan	12.75 %	Prime	5.75 %	9.00 %	-	7.00 %	October 1, 2024	5,000	4,973	4,973
Ceribell, Inc. (2)(12)	Medical Device	Term Loan	10.50 %	Prime	3.50 %	8.25 %	-	5.50 %	October 1, 2024	5,000	4,973	4,973
		Term Loan	10.50 %	Prime	3.50 %	8.25 %	-	5.50 %	October 1, 2024	2,500	2,478	2,478
		Term Loan	10.50 %	Prime	3.50 %	8.25 %	-	5.50 %	October 1, 2024	2,500	2,478	2,478
		Term Loan	10.50 %	Prime	3.50 %	8.25 %	-	5.50 %	October 1, 2024	2,500	2,478	2,478
Cognoa, Inc. (2)(12)	Medical Device	Term Loan	13.00 %	Prime	5.50 %	8.75 %	-	6.00 %	August 1, 2026	2,500	2,466	2,466
		Term Loan	13.00 %	Prime	5.50 %	8.75 %	-	6.00 %	August 1, 2026	5,000	4,932	4,932
Conventus Orthopaedics, Inc. (2)(12)	Medical Device	Term Loan	12.17 %	Libor	8.00 %	9.25 %	-	10.36 %	July 1, 2025	3,960	3,898	3,898
		Term Loan	12.17 %	Libor	8.00 %	9.25 %	-	10.36 %	July 1, 2025	3,960	3,898	3,898
Corinth Medtech, Inc. (2)(12)	Medical Device	Term Loan	12.25 %	Prime	5.25 %	8.50 %	-	20.00 %	September 15, 2022	2,500	2,500	2,500
		Term Loan	12.25 %	Prime	5.25 %	8.50 %	-	20.00 %	September 15, 2022	2,500	2,500	2,500
CSA Medical, Inc. (2)(12)	Medical Device	Term Loan	12.37 %	Libor	8.20 %	10.00 %	-	5.00 %	January 1, 2024	1,625	1,610	1,610
		Term Loan	12.37 %	Libor	8.20 %	10.00 %	-	5.00 %	January 1, 2024	108	107	107
		Term Loan	12.37 %	Libor	8.20 %	10.00 %	-	5.00 %	March 1, 2024	2,000	1,983	1,983
Embody, Inc. (2)(12)	Medical Device	Term Loan	14.00 %	Prime	6.50 %	9.75 %	-	28.00 %	August 1, 2026	2,500	2,482	2,482
InfoBionic, Inc. (2)(12)	Medical Device	Term Loan	13.25 %	Prime	6.25 %	9.50 %	-	4.00 %	October 1, 2024	3,208	3,143	3,143
		Term Loan	13.25 %	Prime	6.25 %	9.50 %	-	4.00 %	June 1, 2025	1,000	974	974
Magnolia Medical Technologies, Inc. (2)(12)	Medical Device	Term Loan	12.00 %	Prime	5.00 %	9.75 %	-	4.00 %	March 1, 2025	5,000	4,939	4,939
		Term Loan	12.00 %	Prime	5.00 %	9.75 %	-	4.00 %	March 1, 2025	5,000	4,939	4,939
		Term Loan	12.00 %	Prime	5.00 %	9.75 %	-	4.00 %	March 1, 2025	5,000	4,933	4,933
		Term Loan	12.00 %	Prime	5.00 %	9.75 %	-	4.00 %	March 1, 2025	5,000	4,933	4,933
		Term Loan	12.50 %	Prime	5.00 %	9.75 %	-	4.00 %	January 1, 2027	5,000	4,913	4,913
		Term Loan	12.50 %	Prime	5.00 %	9.75 %	-	4.00 %	January 1, 2027	5,000	4,913	4,913
Robin Healthcare, Inc. (2)(12)	Medical Device	Term Loan	13.00 %	Prime	5.50 %	10.25 %	-	4.00 %	November 1, 2026	3,500	3,360	3,360
		Term Loan	13.00 %	Prime	5.50 %	10.25 %	-	4.00 %	November 1, 2026	3,500	3,460	3,460

Scientia Vascular, Inc. (2)(12)	Medical Device	Term Loan	11.75 %	Prime	4.75 %	8.50 %	-	5.00 %	January 1, 2027	3,750	3,597	3,597
		Term Loan	11.75 %	Prime	4.75 %	8.50 %	-	5.00 %	January 1, 2027	3,750	3,706	3,706
Sonex Health, Inc. (2)(12)	Medical Device	Term Loan	13.50 %	Prime	6.50 %	9.75 %	-	8.00 %	June 1, 2025	2,500	2,476	2,476
		Term Loan	13.50 %	Prime	6.50 %	9.75 %	-	8.00 %	June 1, 2025	2,500	2,476	2,476
		Term Loan	13.50 %	Prime	6.50 %	9.75 %	-	8.00 %	June 1, 2025	2,500	2,476	2,476
		Term Loan	13.50 %	Prime	6.50 %	9.75 %	-	8.00 %	April 1, 2026	2,500	2,453	2,453
		Term Loan	13.50 %	Prime	6.50 %	9.75 %	-	8.00 %	May 1, 2026	2,500	2,455	2,455
		Term Loan	13.50 %	Prime	6.50 %	9.75 %	-	8.00 %	October 1, 2025	5,000	4,966	4,966
Spineology, Inc. (2)(12)	Medical Device	Term Loan	14.50 %	Prime	7.00 %	10.25 %	-	1.00 %	April 1, 2026	2,500	2,481	2,481
		Term Loan	14.50 %	Prime	7.00 %	10.25 %	-	1.00 %	April 1, 2026	2,500	2,481	2,481

Portfolio Company (1)(3)	Sector	Type of Investment	Cash	Index	Margin	Floor	Ceiling	ETP (10)	Maturity Date	Principal	Cost of	Fair Value
		(7)	Rate (4)							Amount	Investments (6)(9)	(9)
Robin Healthcare, Inc. (2)(12)(13)	Medical Device	Term Loan	14.00 %	Prime	5.50 %	10.25 %	-	4.00 %	November 1, 2026	3,500	3,469	1,574
		Term Loan	14.00 %	Prime	5.50 %	10.25 %	-	4.00 %	November 1, 2026	3,500	3,563	1,617
Scientia Vascular, Inc. (2)(12)	Medical Device	Term Loan	13.25 %	Prime	4.75 %	8.50 %	-	5.00 %	January 1, 2027	3,750	3,722	3,722
		Term Loan	13.25 %	Prime	4.75 %	8.50 %	-	5.00 %	January 1, 2027	3,750	3,722	3,722
		Term Loan	13.75 %	Prime	5.25 %	9.00 %	-	5.00 %	January 1, 2027	5,000	4,943	4,943
		Term Loan	13.75 %	Prime	5.25 %	9.00 %	-	5.00 %	January 1, 2027	5,000	4,900	4,900
		Term Loan	12.00 %	Prime	3.50 %	11.75 %	-	8.00 %	September 1, 2027	2,500	2,297	2,297
		Term Loan	12.00 %	Prime	3.50 %	11.75 %	-	8.00 %	September 1, 2027	2,500	2,473	2,473
Sonex Health, Inc. (2)(12)	Medical Device	Term Loan	12.00 %	Prime	3.50 %	11.75 %	-	8.00 %	September 1, 2027	5,000	4,946	4,946
		Term Loan	12.00 %	Prime	3.50 %	11.75 %	-	8.00 %	September 1, 2027	5,000	4,946	4,946
		Term Loan	15.50 %	Prime	7.00 %	10.25 %	-	1.00 %	October 1, 2025	5,000	4,978	4,978
		Term Loan	15.50 %	Prime	7.00 %	10.25 %	-	1.00 %	April 1, 2026	2,500	2,489	2,489
		Term Loan	13.75 %	Prime	5.25 %	9.00 %	-	5.00 %	July 1, 2027	3,500	3,467	3,467
Swift Health Systems Inc. (2)(12)	Medical Device	Term Loan	13.75 %	Prime	5.25 %	9.00 %	-	5.00 %	July 1, 2027	3,500	3,467	3,467
		Term Loan	13.75 %	Prime	5.25 %	9.00 %	-	5.00 %	July 1, 2027	3,500	3,456	3,456
		Term Loan	13.75 %	Prime	5.25 %	9.00 %	-	5.00 %	July 1, 2027	3,500	3,456	3,456
		Term Loan	12.25 %	Prime	3.75 %	12.25 %	-	4.00 %	January 1, 2029	15,000	14,675	14,675
		Term Loan	12.25 %	Prime	3.75 %	12.25 %	-	4.00 %	January 1, 2029	10,000	9,784	9,784
Vero Biotech, Inc. (2)(12)	Medical Device	Term Loan	12.25 %	Prime	3.75 %	12.25 %	-	4.00 %	January 1, 2029	5,000	4,892	4,892
		Term Loan	12.25 %	Prime	3.75 %	12.25 %	-	4.00 %	January 1, 2029	2,500	2,446	2,446
		Term Loan	12.25 %	Prime	3.75 %	12.25 %	-	4.00 %	January 1, 2029	2,500	2,446	2,446
		Term Loan	12.25 %	Prime	3.75 %	12.25 %	-	4.00 %	January 1, 2029	2,500	2,446	2,446

Total Non-Affiliate Debt Investments — Life Science												
											249,642	244,815
Non-Affiliate Debt Investments — Sustainability — 24.6% (8)												
New Aerofarms, Inc. assignee of Other										December 1,		
Aerofarms, Inc. (2)(12)(15)	Sustainability	Term Loan	15.25 %	Prime	6.75 %	10.00 %	-	4.33 %	2026	3,750	3,685	3,685
		Term Loan	15.25 %	Prime	6.75 %	10.00 %	-	4.33 %	December 1, 2026	3,750	3,685	3,685
Nexii Building Solutions, Inc. (2)(12)(13) (14)(18)	Other	Term Loan	15.50 % (11)	Prime	7.00 %	10.25 %	-	2.50 %	March 31, 2024	8,425	8,353	4,549
		Term Loan	15.50 % (11)	Prime	7.00 %	10.25 %	-	2.50 %	March 31, 2024	8,425	8,229	4,481
		Term Loan	15.50 % (11)	Prime	7.00 %	10.25 %	-	2.50 %	March 31, 2024	8,425	8,229	4,481
		Term Loan	15.50 % (11)	Prime	7.00 %	10.25 %	-	2.50 %	March 31, 2024	5,617	5,480	2,984
		Term Loan	15.50 % (11)	Prime	7.00 %	10.25 %	-	2.50 %	March 31, 2024	5,617	5,480	2,984
		Term Loan	15.50 % (11)	Prime	7.00 %	10.25 %	-	-	March 31, 2024	735	726	395
		Term Loan	15.50 % (11)	Prime	7.00 %	10.25 %	-	-	March 31, 2024	586	578	315
		Term Loan	15.50 % (11)	Prime	7.00 %	10.25 %	-	-	March 31, 2024	292	288	157
		Term Loan	15.50 % (11)	Prime	7.00 %	10.25 %	-	-	March 31, 2024	290	286	156
		Term Loan	15.50 % (11)	Prime	7.00 %	10.25 %	-	-	March 31, 2024	174	172	93
		Term Loan	15.50 % (11)	Prime	7.00 %	10.25 %	-	-	March 31, 2024	802	791	431
		Term Loan	15.50 % (11)	Prime	7.00 %	10.25 %	-	-	March 31, 2024	1,091	1,083	590
	Other											
Soli Organic, Inc. (2)(12)	Sustainability	Term Loan	15.25 %	Prime	6.75 %	10.00 %	-	2.75 %	April 1, 2026	5,000	4,959	4,959
		Term Loan	15.25 %	Prime	6.75 %	10.00 %	-	2.75 %	April 1, 2026	2,500	2,479	2,479
		Term Loan	15.25 %	Prime	6.75 %	10.00 %	-	2.75 %	May 1, 2026	5,000	4,956	4,956
		Term Loan	15.25 %	Prime	6.75 %	10.00 %	-	2.75 %	May 1, 2026	2,500	2,478	2,478
		Term Loan	14.00 %	Prime	5.50 %	11.75 %	-	2.75 %	December 1, 2026	5,000	4,934	4,934
		Term Loan	14.00 %	Prime	5.50 %	11.75 %	-	2.75 %	December 1, 2026	2,500	2,467	2,467
	Other											
Temperpack Technologies, Inc. (2)(12)	Sustainability	Term Loan	15.25 %	Prime	6.75 %	10.00 %	-	2.50 %	April 1, 2028	3,750	3,694	3,694
		Term Loan	15.25 %	Prime	6.75 %	10.00 %	-	2.50 %	April 1, 2028	3,750	3,694	3,694
		Term Loan	15.25 %	Prime	6.75 %	10.00 %	-	2.50 %	April 1, 2028	7,500	7,379	7,379
		Term Loan	15.25 %	Prime	6.75 %	10.00 %	-	2.50 %	April 1, 2028	3,750	3,690	3,690
		Term Loan	15.25 %	Prime	6.75 %	10.00 %	-	2.50 %	April 1, 2028	3,750	3,690	3,690
		Term Loan	14.50 %	Prime	6.00 %	10.00 %	-	2.00 %	January 1, 2029	4,500	4,446	4,446
		Term Loan	14.50 %	Prime	6.00 %	10.00 %	-	2.00 %	January 1, 2029	2,000	1,976	1,976
Total Non-Affiliate Debt Investments — Sustainability											97,907	79,828

See Notes to Consolidated Financial Statements

Horizon Technology Finance Corporation and Subsidiaries

Consolidated Schedule of Investments

December 31, 2022 2023

(Dollars in thousands)

										Type of			Cost of		
										Investment	Cash				
Portfolio Company (1)(3)		Sector	(7)	Rate (4)	Index	Margin	Floor	Ceiling	ETP (10)	Maturity Date	Amount	(6)(9)	(9)		
Swift Health Systems Inc. (2)(12)		Medical Device	Term Loan	12.25 %	Prime	5.25 %	9.00 %	-	5.00 %	July 1, 2027	3,500	3,349	3,349		
			Term Loan	12.25 %	Prime	5.25 %	9.00 %	-	5.00 %	July 1, 2027	3,500	3,454	3,454		
Total Non-Affiliate Debt Investments — Life Science												318,172	317,568		
Non-Affiliate Debt Investments — Sustainability — 26.3% (8)															
Aerofarms, Inc. (2)(12)		Sustainability	Term Loan	14.25 %	Prime	6.75 %	10.00 %	-	3.00 %	April 1, 2026	3,750	3,699	3,699		
			Term Loan	14.25 %	Prime	6.75 %	10.00 %	-	3.00 %	April 1, 2026	3,750	3,699	3,699		
Nexii Building Solutions, Inc. (2)(12)		Sustainability	Term Loan	14.50 %	Prime	7.00 %	10.25 %	-	2.50 %	September 1, 2025	7,500	7,371	7,371		
										September 1, 2025	7,500	7,371	7,371		
			Term Loan	14.50 %	Prime	7.00 %	10.25 %	-	2.50 %	September 1, 2025	7,500	7,371	7,371		
										September 1, 2025	7,500	7,371	7,371		
			Term Loan	14.50 %	Prime	7.00 %	10.25 %	-	2.50 %	July 1, 2026	5,000	4,903	4,903		
			Term Loan	14.50 %	Prime	7.00 %	10.25 %	-	2.50 %	July 1, 2026	5,000	4,903	4,903		
Soli Organic, Inc. (2)(12)		Sustainability	Term Loan	14.25 %	Prime	6.75 %	10.00 %	-	2.75 %	April 1, 2026	2,500	2,463	2,463		
			Term Loan	14.25 %	Prime	6.75 %	10.00 %	-	2.75 %	April 1, 2026	5,000	4,927	4,927		
			Term Loan	14.25 %	Prime	6.75 %	10.00 %	-	2.75 %	May 1, 2026	5,000	4,924	4,924		
			Term Loan	14.25 %	Prime	6.75 %	10.00 %	-	2.75 %	May 1, 2026	2,500	2,462	2,462		
			Term Loan	13.00 %	Prime	5.50 %	10.00 %	-	2.75 %	December 1, 2026	5,000	4,900	4,900		
										December 1, 2026	2,500	2,450	2,450		
Temperpack Technologies, Inc. (2)(12)		Sustainability	Term Loan	14.25 %	Prime	6.75 %	10.00 %	-	2.50 %	June 1, 2025	3,750	3,697	3,697		
			Term Loan	14.25 %	Prime	6.75 %	10.00 %	-	2.50 %	June 1, 2025	3,750	3,717	3,717		
			Term Loan	14.25 %	Prime	6.75 %	10.00 %	-	2.50 %	October 1, 2025	7,500	7,424	7,424		
										October 1, 2025	3,750	3,712	3,712		
			Term Loan	14.25 %	Prime	6.75 %	10.00 %	-	2.50 %	October 1, 2025	3,750	3,712	3,712		
										October 1, 2025	3,750	3,712	3,712		
Total Non-Affiliate Debt Investments — Sustainability												83,705	83,705		
Non-Affiliate Debt Investments — Technology — 81.4% (8)															
Axiom Space, Inc. (2)(12)		Communications	Term Loan	13.00 %	Prime	6.00 %	9.25 %	-	2.50 %	June 1, 2026	7,500	7,455	7,455		
			Term Loan	13.00 %	Prime	6.00 %	9.25 %	-	2.50 %	June 1, 2026	7,500	7,455	7,455		
			Term Loan	13.00 %	Prime	6.00 %	9.25 %	-	2.50 %	June 1, 2026	7,500	7,455	7,455		

Portfolio Company (1)(3)	Sector	Type of Investment (7)	Cash						ETP (10)	Maturity Date	Principal Amount	Cost of Investments (6)(9)	Fair Value (9)
			Rate (4)	Index	Margin	Floor	Ceiling						
Alula Holdings, Inc. (2)(12)	Consumer-related Technologies	Convertible Note	3.00 %							July 1, 2023	250	250	306
		Term Loan	13.75 %	Prime	6.75 %	10.00 %	-	3.00 %	January 1, 2025	5,000	4,966	4,966	
	Term Loan	13.75 %	Prime	6.75 %	10.00 %	-	3.00 %	January 1, 2025	5,000	4,966	4,966		
	Term Loan	13.75 %	Prime	6.75 %	10.00 %	-	3.00 %	January 1, 2025	3,000	2,979	2,979		
	Term Loan	13.75 %	Prime	6.75 %	10.00 %	-	3.00 %	December 1, 2025	1,000	976	976		
	Term Loan	13.75 %	Prime	6.75 %	10.00 %	-	3.00 %	February 1, 2026	1,000	977	977		
	Consumer-related Technologies	Term Loan	13.75 %	Prime	6.25 %	9.50 %	-	1.85 %	July 1, 2025	5,000	4,951	3,834	
Better Place Forests Co. (2)(12)(13)	Consumer-related Technologies	Term Loan	13.75 %	Prime	6.25 %	9.50 %	-	1.85 %	October 1, 2025	2,500	2,474	1,916	
		Term Loan	14.75 %	Prime	7.25 %	10.50 %	-	3.00 %	May 1, 2026	3,500	3,461	3,461	
CAMP NYC, Inc. (2)(12)	Consumer-related Technologies	Term Loan	12.75 %	Prime	5.75 %	9.00 %	-	5.50 %	August 1, 2025	2,500	2,482	2,482	
Clara Foods Co. (2)(12)	Technologies	Term Loan	12.75 %	Prime	5.75 %	9.00 %	-	5.50 %	August 1, 2025	2,500	2,482	2,482	
		Term Loan	12.75 %	Prime	5.75 %	9.00 %	-	5.50 %	August 1, 2025	2,500	2,482	2,482	

				Type of						Cost of					
				Investment	Cash						Principal	Investments	Fair Value		
Portfolio Company (1)(3)				Sector	(7)	Rate (4)	Index	Margin	Floor	Ceiling	ETP (10)	Maturity Date	Amount	(6)(9)	(9)
Non-Affiliate	Debt	Investments	—												
Technology — 83.3% (8)															
Axiom Space, Inc. (2)(12)				Communications	Term Loan	14.50 %	Prime	6.00 %	9.25 %	-	2.50 %	June 1, 2026	6,250	6,218	6,218
					Term Loan	14.50 %	Prime	6.00 %	9.25 %	-	2.50 %	June 1, 2026	6,250	6,218	6,218
					Term Loan	14.50 %	Prime	6.00 %	9.25 %	-	2.50 %	June 1, 2026	6,250	6,218	6,218
CAMP NYC, Inc. (2)(12)				Consumer-related											
				Technologies	Term Loan	15.75 %	Prime	7.25 %	10.50 %	-	3.00 %	May 1, 2026	3,383	3,356	3,356
Clara Foods Co. (2)(12)				Consumer-related											
				Technologies	Term Loan	14.25 %	Prime	5.75 %	9.00 %	-	5.50 %	August 1, 2025	1,667	1,656	1,656
				Consumer-related	Term Loan	14.25 %	Prime	5.75 %	9.00 %	-	5.50 %	August 1, 2025	1,583	1,573	1,573
					Term Loan	14.25 %	Prime	5.75 %	9.00 %	-	5.50 %	August 1, 2025	1,583	1,573	1,573
Divergent Technologies, Inc. (2)(12)				Technologies	Term Loan	11.25 %	Prime	6.00 %	9.50 %	11.25 %	3.00 %	July 1, 2027	3,750	3,608	3,608
					Term Loan	11.25 %	Prime	6.00 %	9.50 %	11.25 %	3.00 %	July 1, 2027	1,250	1,242	1,242
					Term Loan	11.25 %	Prime	6.00 %	9.50 %	11.25 %	3.00 %	July 1, 2027	3,750	3,726	3,726
					Term Loan	11.25 %	Prime	6.00 %	9.50 %	11.25 %	3.00 %	July 1, 2027	1,250	1,242	1,242
					Term Loan	11.25 %	Prime	6.00 %	9.50 %	11.25 %	3.00 %	July 1, 2027	3,750	3,726	3,726
					Term Loan	11.25 %	Prime	6.00 %	9.50 %	11.25 %	3.00 %	July 1, 2027	1,250	1,242	1,242
					Term Loan	11.25 %	Prime	6.00 %	9.50 %	11.25 %	3.00 %	January 1, 2028	3,750	3,712	3,712

Company	Loan Type	Interest Rate	Credit Rating	Maturity	Yield	CDO	SPR	Maturity	Total			
									Principal	Interest	Total	
Havenly, Inc. (2)(12)	Consumer-related	Term Loan	11.25 %	Prime	6.00 %	9.50 %	11.25 %	3.00 %	January 1, 2028	3,750	3,712	3,712
		Term Loan	11.25 %	Prime	6.00 %	9.50 %	11.25 %	3.00 %	April 1, 2028	3,750	3,706	3,706
		Term Loan	11.25 %	Prime	6.00 %	9.50 %	11.25 %	3.00 %	July 1, 2028	3,750	3,707	3,707
		Term Loan	11.25 %	Prime	6.00 %	9.50 %	11.25 %	3.00 %	July 1, 2028	3,750	3,707	3,707
	Technologies	Term Loan	13.50 %	Prime	5.00 %	5.00 %	-	4.00 %	March 1, 2027	2,000	1,421	1,421
		Term Loan	13.50 %	Prime	5.00 %	5.00 %	-	4.00 %	March 1, 2027	3,000	2,131	2,131
		Term Loan	12.00 %	Prime	3.50 %	10.50 %	-	7.78 %	February 1, 2028	2,813	2,813	2,813
		Term Loan	12.00 %	Prime	3.50 %	10.50 %	-	7.78 %	February 1, 2028	2,813	2,813	2,813
		Term Loan	12.00 %	Prime	3.50 %	9.00 %	-	1.00 %	September 1, 2027	2,500	2,591	2,429
		Term Loan	15.25 %	Prime	6.75 %	10.00 %	-	3.00 %	October 1, 2025	3,667	3,647	3,647
MyForest Foods Co. (2)(12)	Consumer-related	Term Loan	15.25 %	Prime	6.75 %	10.00 %	-	3.00 %	October 1, 2025	1,833	1,824	1,824
		Term Loan	14.25 (11) %	Prime	5.75 %	9.00 %	-	5.25 %	October 31, 2023	5,752	5,752	5,018
		Term Loan	14.25 (11) %	Prime	5.75 %	9.00 %	-	5.25 %	October 31, 2023	2,301	2,301	2,007
		Term Loan	14.25 (11) %	Prime	5.75 %	9.00 %	-	5.25 %	October 31, 2023	2,876	2,876	2,509
	Technologies	Term Loan	14.25 (11) %	Prime	5.75 %	9.00 %	-	5.25 %	October 31, 2023	3,451	3,451	3,011
		Term Loan	14.25 (11) %	Prime	5.75 %	9.00 %	-	5.25 %	October 31, 2023	2,876	2,876	2,510
		Term Loan	14.25 (11) %	Prime	5.75 %	9.00 %	-	5.25 %	October 31, 2023	2,876	2,876	2,510
		Term Loan	14.25 (11) %	Prime	5.75 %	9.00 %	-	5.25 %	October 31, 2023	5,752	5,752	5,018
		Term Loan	14.25 (11) %	Prime	5.75 %	9.00 %	-	5.25 %	October 31, 2023	2,876	2,876	2,510
		Term Loan	14.75 %	Prime	6.25 %	9.50 %	-	4.00 %	August 1, 2027	2,500	2,416	2,416
Optoro, Inc. (2)(12)	Consumer-related	Term Loan	14.75 %	Prime	6.25 %	9.50 %	-	4.00 %	July 1, 2028	1,875	1,787	1,787
		Term Loan	16.25 (11) %	Prime	7.75 %	11.00 %	-	-	May 1, 2027	1,204	1,086	872
		Term Loan	16.25 (11) %	Prime	7.75 %	11.00 %	-	-	May 1, 2027	602	543	436
		Term Loan	16.25 (11) %	Prime	7.75 %	11.00 %	-	-	May 1, 2027	602	543	436
	Networking	Term Loan	14.75 %	Prime	6.25 %	9.50 %	-	4.00 %	September 1, 2024	1,500	1,481	1,481
		Term Loan	14.75 %	Prime	6.25 %	9.50 %	-	4.00 %	September 1, 2024	1,500	1,481	1,481

BriteCore Holdings, Inc. (2)(12)	Software	Term Loan	14.75 %	Prime	6.25 %	9.50 %	-	4.00 %	September 1, 2024	750	740	740
		Term Loan	14.75 %	Prime	6.25 %	9.50 %	-	4.00 %	September 1, 2024	667	656	656
		Term Loan	14.75 %	Prime	6.25 %	9.50 %	-	4.00 %	September 1, 2024	750	729	729
		Term Loan	14.00 %	Prime	5.50 %	14.00 %	-	3.00 %	October 1, 2028	5,000	4,860	4,860
		Term Loan	14.00 %	Prime	5.50 %	14.00 %	-	3.00 %	October 1, 2028	2,500	2,466	2,466
		Term Loan	14.00 %	Prime	5.50 %	14.00 %	-	3.00 %	October 1, 2028	2,500	2,466	2,466
		Term Loan	14.00 %	Prime	5.50 %	14.00 %	-	3.00 %	October 1, 2028	2,500	2,466	2,466
		Term Loan	14.00 %	Prime	5.50 %	14.00 %	-	3.00 %	October 1, 2028	2,500	2,466	2,466

See Notes to Consolidated Financial Statements

Horizon Technology Finance Corporation and Subsidiaries

Consolidated Schedule of Investments

December 31, 2022 2023

(Dollars in thousands)

Portfolio Company (1)(3)	Sector	Type of Investment (7)	Cash			Floor	Ceiling	ETP (10)	Maturity Date	Principal	Cost of	Fair
			Rate (4)	Index	Margin					Amount	Investments (6)(9)	Value (9)
Divergent Technologies, Inc. (2)(12)	Technologies	Term Loan	11.25 %	Prime	6.00 %	9.50 %	11.25 %	3.00 %	July 1, 2027	3,750	3,478	3,478
		Term Loan	11.25 %	Prime	6.00 %	9.50 %	11.25 %	3.00 %	July 1, 2027	1,250	1,238	1,238
		Term Loan	11.25 %	Prime	6.00 %	9.50 %	11.25 %	3.00 %	July 1, 2027	3,750	3,715	3,715
		Term Loan	11.25 %	Prime	6.00 %	9.50 %	11.25 %	3.00 %	July 1, 2027	1,250	1,238	1,238
		Term Loan	11.25 %	Prime	6.00 %	9.50 %	11.25 %	3.00 %	July 1, 2027	3,750	3,715	3,715
		Term Loan	11.25 %	Prime	6.00 %	9.50 %	11.25 %	3.00 %	July 1, 2027	1,250	1,238	1,238
		Term Loan	11.25 %	Prime	6.00 %	9.50 %	11.25 %	3.00 %	January 1, 2028	3,750	3,698	3,698
		Term Loan	11.25 %	Prime	6.00 %	9.50 %	11.25 %	3.00 %	January 1, 2028	3,750	3,698	3,698
Havenly, Inc. (2)(12)	Technologies	Term Loan	12.50 %	Prime	5.00 %	5.00 %	-	4.00 %	March 1, 2027	2,000	1,082	1,082
		Term Loan	12.50 %	Prime	5.00 %	5.00 %	-	4.00 %	March 1, 2027	3,000	1,623	1,623
		Term Loan	11.00 %	Prime	3.50 %	10.50 %	-	7.78 %	February 1, 2028	2,813	2,813	2,813
		Term Loan	11.00 %	Prime	3.50 %	10.50 %	-	7.78 %	February 1, 2028	2,813	2,813	2,813
		Term Loan	11.00 %	Prime	3.50 %	10.50 %	-	7.78 %	January 1, 2026	3,210	3,151	—
Interior Define, Inc. (2)(12)(13)	Technologies	Term Loan	13.50 %	Prime	6.50 %	9.75 %	-	4.00 %	January 1, 2026	2,963	2,886	—
		Term Loan	13.50 %	Prime	6.50 %	9.75 %	-	4.00 %	January 1, 2026	2,963	2,886	—

Lyrical Foods, Inc. (2)(12)	Consumer-related								September 1,			
	Technologies	Term Loan	10.00 %	Prime	6.75 %	10.00 %	-	-	2027	2,500	2,588	2,279
MyForest Foods Co. (2)(12)	Consumer-related								October 1,			
	Technologies	Term Loan	14.25 %	Prime	6.75 %	10.00 %	-	3.00 %	2025	5,000	4,954	4,954
NextCar Holding Company, Inc. (2)(12)									October 1,			
		Term Loan	14.25 %	Prime	6.75 %	10.00 %	-	3.00 %	2025	2,500	2,477	2,477
	Consumer-related								December 30,			
	Technologies	Term Loan	12.75 %	Prime	5.75 %	9.00 %	-	2.00 %	2022	5,000	4,943	4,715
									December 30,			
		Term Loan	12.75 %	Prime	5.75 %	9.00 %	-	2.00 %	2022	2,000	1,981	1,890
									December 30,			
		Term Loan	12.75 %	Prime	5.75 %	9.00 %	-	2.00 %	2022	2,500	2,477	2,363
									December 30,			
		Term Loan	12.75 %	Prime	5.75 %	9.00 %	-	2.00 %	2022	3,000	2,971	2,835
Optoro, Inc. (2)(12)									December 30,			
		Term Loan	12.75 %	Prime	5.75 %	9.00 %	-	2.00 %	2022	2,500	2,459	2,345
	Consumer-related								December 30,			
	Technologies	Term Loan	12.75 %	Prime	5.75 %	9.00 %	-	2.00 %	2022	2,500	2,459	2,345
									December 30,			
		Term Loan	12.75 %	Prime	5.75 %	9.00 %	-	2.00 %	2022	5,000	4,914	4,688
									December 30,			
		Term Loan	12.75 %	Prime	5.75 %	9.00 %	-	2.00 %	2022	2,500	2,456	2,342
	Consumer-related								August 1, 2027	2,500	2,347	2,347
	Technologies	Term Loan	13.25 %	Prime	6.25 %	9.50 %	-	4.00 %				
Primary Kids, Inc. (2)(12)	Consumer-related											
	Technologies	Term Loan	14.25 %	Prime	7.25 %	10.50 %	-	3.00 %	March 1, 2025	2,700	2,673	2,673
		Term Loan	14.25 %	Prime	7.25 %	10.50 %	-	3.00 %	March 1, 2025	2,700	2,673	2,673
Unagi, Inc. (2)(12)									September 1,			
		Term Loan	14.25 %	Prime	7.25 %	10.50 %	-	3.00 %	2025	3,000	2,967	2,967
	Consumer-related											
	Technologies	Term Loan	15.25 %	Prime	7.75 %	11.00 %	-	-	July 1, 2025	2,500	2,473	2,473
		Term Loan	15.25 %	Prime	7.75 %	11.00 %	-	-	July 1, 2025	1,250	1,236	1,236
Liqid, Inc. (2)(12)									July 1, 2025	1,250	1,236	1,236
	Networking	Term Loan	13.25 %	Prime	6.25 %	9.50 %	-	4.00 %	September 1, 2024	3,333	3,286	3,286
									September 1,			
		Term Loan	13.25 %	Prime	6.25 %	9.50 %	-	4.00 %	2024	3,333	3,286	3,286
									September 1,			
BriteCore Holdings, Inc. (2)(12)									2024	1,667	1,641	1,641
		Term Loan	13.25 %	Prime	6.25 %	9.50 %	-	4.00 %	September 1, 2024	1,667	1,641	1,641
									September 1,			
		Term Loan	13.25 %	Prime	6.25 %	9.50 %	-	4.00 %	2024	1,667	1,613	1,613
	Software	Term Loan	13.75 %	Prime	6.75 %	10.00 %	-	5.00 %	March 1, 2026	2,500	2,421	2,421
Decisyon, Inc. (12)									March 1, 2026	2,500	2,487	2,487
	Software	Term Loan	16.93 %	Prime	9.43 %	12.68 %	-	50.43 %	December 31, 2022	3,295	3,295	3,295

Portfolio Company (1)(3)	Sector	Type of	Cash						Maturity Date	Principal	Cost of	Fair
		Investment (7)	Rate (4)	Index	Margin	Floor	Ceiling	ETP (10)		Amount	Investments (6)(9)	Value (9)

Dropoff, Inc. (2)(12)	Software	Term Loan	15.00 % (19)	Prime	6.50 %	9.75 %	-	3.50 %	April 1, 2026	6,625	6,519	6,176	
		Term Loan	15.00 % (19)	Prime	6.50 %	9.75 %	-	3.50 %	April 1, 2026	6,116	6,018	5,701	
		Term Loan	15.00 % (19)	Prime	6.50 %	9.75 %	-	3.50 %	August 1, 2026	2,548	2,507	2,375	
Engage3, LLC (2)(12)	Software	Term Loan	14.75 %	Prime	6.25 %	9.75 %	-	4.50 %	July 1, 2027	3,750	3,728	3,728	
		Term Loan	14.75 %	Prime	6.25 %	9.75 %	-	4.50 %	July 1, 2027	3,750	3,728	3,728	
Kodiak Robotics, Inc. (2)(12)	Software	Term Loan	14.00 %	Prime	5.50 %	10.25 %	-	4.00 %	April 1, 2026	10,000	9,895	9,895	
		Term Loan	14.00 %	Prime	5.50 %	10.25 %	-	4.00 %	April 1, 2026	10,000	9,895	9,895	
		Term Loan	14.00 %	Prime	5.50 %	10.25 %	-	4.00 %	April 1, 2026	5,000	4,947	4,947	
		Term Loan	14.00 %	Prime	5.50 %	10.25 %	-	4.00 %	April 1, 2026	5,000	4,947	4,947	
Lemongrass Holdings, Inc. (2)(12)	Software	Term Loan	15.00 %	Prime	6.50 %	9.75 %	-	2.50 %	March 1, 2026	5,000	4,971	4,971	
		Term Loan	15.00 %	Prime	6.50 %	9.75 %	-	2.50 %	March 1, 2026	2,500	2,486	2,486	
Lytics, Inc. (2)(12)	Software	Term Loan	14.50 %	Prime	6.00 %	14.25 %	-	4.00 %	November 1, 2026	2,500	2,471	2,373	
		Term Loan	14.50 %	Prime	6.00 %	14.25 %	-	4.00 %	December 1, 2026	1,250	1,237	1,188	
		Term Loan	14.50 %	Prime	6.00 %	14.25 %	-	4.00 %	April 1, 2027	1,000	994	954	
Mirantis, Inc. (2)(12)	Software	Term Loan	12.00 %	Prime	3.50 %	11.75 %	-	4.00 %	October 1, 2028	5,000	4,779	4,779	
		Term Loan	12.00 %	Prime	3.50 %	11.75 %	-	4.00 %	October 1, 2028	5,000	4,915	4,915	
		Term Loan	12.00 %	Prime	3.50 %	11.75 %	-	4.00 %	October 1, 2028	5,000	4,915	4,915	
		Term Loan	12.00 %	Prime	3.50 %	11.75 %	-	4.00 %	October 1, 2028	5,000	4,915	4,915	
		Term Loan	12.00 %	Prime	3.50 %	11.75 %	-	4.00 %	October 1, 2028	5,000	4,915	4,915	
Noodle Partners, Inc. (2)(12)	Software	Term Loan	13.50 %	Prime	5.00 %	12.00 %	-	3.00 %	March 1, 2027	10,000	9,885	9,885	
		Term Loan	13.50 %	Prime	5.00 %	12.00 %	-	3.00 %	March 1, 2027	5,000	4,942	4,942	
		Term Loan	13.50 %	Prime	5.00 %	12.00 %	-	3.00 %	March 1, 2027	5,000	4,942	4,942	
Reputation Institute, Inc. (2)(12)	Software	Term Loan	15.75 %	Prime	7.25 %	10.50 %	-	3.00 %	August 1, 2025	3,667	3,625	3,625	
Slingshot Aerospace, Inc. (2)(12)	Software	Term Loan	14.25 %	Prime	5.75 %	9.75 %	-	5.00 %	August 1, 2026	5,000	4,959	4,959	
		Term Loan	14.25 %	Prime	5.75 %	9.75 %	-	5.00 %	August 1, 2026	5,000	4,959	4,959	
		Term Loan	14.25 %	Prime	5.75 %	9.75 %	-	5.00 %	August 1, 2026	5,000	4,959	4,959	
		Term Loan	14.25 %	Prime	5.75 %	9.75 %	-	5.00 %	August 1, 2026	5,000	4,959	4,959	
Supply Network Visibility Holdings LLC (2)(12)													
	Software	Term Loan	12.75 %	Prime	4.25 %	12.00 %	-	2.50 %	June 1, 2028	2,500	2,457	2,457	
		Term Loan	12.75 %	Prime	4.25 %	12.00 %	-	2.50 %	June 1, 2028	3,500	3,489	3,489	
		Term Loan	12.75 %	Prime	4.25 %	12.00 %	-	2.50 %	June 1, 2028	2,500	2,492	2,492	
		Term Loan	12.75 %	Prime	4.25 %	12.00 %	-	2.50 %	June 1, 2028	1,500	1,495	1,495	
Viken Detection Corporation (2)(12)	Software	Term Loan	12.50 %	Prime	4.00 %	11.75 %	-	3.50 %	June 1, 2027	5,000	4,773	4,773	
		Term Loan	12.50 %	Prime	4.00 %	11.75 %	-	3.50 %	June 1, 2027	2,500	2,467	2,467	
		Term Loan	12.50 %	Prime	4.00 %	11.75 %	-	3.50 %	June 1, 2027	2,500	2,467	2,467	
Total Non-Affiliate Debt Investments — Technology												275,026	269,790
Non-Affiliate Debt Investments — Healthcare information and services — 21.5% (8)													
Hound Labs inc. (2) (12)	Diagnostics	Term Loan	14.50 %	Prime	6.00 %	9.25 %	-	3.50 %	June 1, 2026	2,500	2,484	2,484	
		Term Loan	14.50 %	Prime	6.00 %	9.25 %	-	3.50 %	June 1, 2026	2,500	2,484	2,484	
		Term Loan	14.50 %	Prime	6.00 %	9.25 %	-	3.50 %	June 1, 2026	5,000	4,968	4,968	
Parse Biosciences, Inc. (2)(12)	Diagnostics	Term Loan	11.75 %	Prime	3.25 %	11.50 %	-	5.00 %	January 1, 2028	5,000	4,633	4,633	

										January 1,		
										2028		
BrightInsight, Inc. (2)(12)	Software	Term Loan	11.75 %	Prime	3.25 %	11.50 %	-	5.00 %	August 1, 2027	5,000	4,884	4,884
		Term Loan	14.00 %	Prime	5.50 %	9.50 %	-	3.00 %	August 1, 2027	7,000	6,684	6,684
		Term Loan	14.00 %	Prime	5.50 %	9.50 %	-	3.00 %	August 1, 2027	3,500	3,463	3,463
		Term Loan	14.00 %	Prime	5.50 %	9.50 %	-	3.00 %	August 1, 2027	3,500	3,463	3,463
		Term Loan	14.00 %	Prime	5.50 %	9.50 %	-	3.00 %	April 1, 2028	2,750	2,710	2,710
Elligo Health Research, Inc. (2)(12)	Software	Term Loan	12.00 %	Prime	3.50 %	11.75 %	-	4.00 %	October 1, 2027	10,000	9,656	9,656
		Term Loan	12.00 %	Prime	3.50 %	11.75 %	-	4.00 %	October 1, 2027	5,000	4,925	4,925
		Term Loan	12.00 %	Prime	3.50 %	11.75 %	-	4.00 %	October 1, 2027	5,000	4,925	4,925
		Term Loan	12.00 %	Prime	3.50 %	11.75 %	-	4.00 %	October 1, 2027	5,000	4,925	4,925
SafelyYou, Inc. (2)(12)	Software	Term Loan	11.75 %	Prime	3.25 %	11.00 %	-	5.00 %	June 1, 2027	5,000	4,648	4,648
		Term Loan	11.75 %	Prime	3.25 %	11.00 %	-	5.00 %	June 1, 2027	5,000	4,918	4,918
Total Non-Affiliate Debt Investments —												
Healthcare information and services											69,770	69,770
Total Non- Affiliate Debt Investments											692,345	664,203

See Notes to Consolidated Financial Statements

Horizon Technology Finance Corporation and Subsidiaries

Consolidated Schedule of Investments

December 31, 2022 2023

(Dollars in thousands)

Portfolio Company (1)(3)	Sector	Type of Investment	Cash					ETP (10)	Maturity Date	Principal	Cost of Investments	Fair
		(7)	Rate (4)	Index	Margin	Floor	Ceiling			Amount	(6)(9)	Value (9)
Dropoff, Inc. (2)(12)	Software	Term Loan	14.00 %	Prime	6.50 %	9.75 %	-	3.50 %	April 1, 2026	6,500	6,347	6,347
		Term Loan	14.00 %	Prime	6.50 %	9.75 %	-	3.50 %	April 1, 2026	6,000	5,859	5,859
		Term Loan	14.00 %	Prime	6.50 %	9.75 %	-	3.50 %	August 1, 2026	2,500	2,436	2,436
Engage3, LLC (2)(12)	Software	Term Loan	13.25 %	Prime	6.25 %	9.75 %	-	4.50 %	July 1, 2027	3,750	3,678	3,678
		Term Loan	13.25 %	Prime	6.25 %	9.75 %	-	4.50 %	July 1, 2027	3,750	3,718	3,718
Groundspeed Analytics, Inc. (2)(12)	Software	Term Loan	13.00 %	Prime	5.50 %	11.00 %	18.00 %	3.00 %	December 1, 2026	5,000	4,798	4,798
		Term Loan	13.00 %	Prime	5.50 %	11.00 %	18.00 %	3.00 %	December 1, 2026	5,000	4,948	4,948
Kodiak Robotics, Inc. (2)(12)	Software	Term Loan	13.00 %	Prime	5.50 %	10.25 %	-	4.00 %	April 1, 2026	10,000	9,826	9,826
		Term Loan	13.00 %	Prime	5.50 %	10.25 %	-	4.00 %	April 1, 2026	10,000	9,826	9,826
		Term Loan	13.00 %	Prime	5.50 %	10.25 %	-	4.00 %	April 1, 2026	5,000	4,913	4,913
		Term Loan	13.00 %	Prime	5.50 %	10.25 %	-	4.00 %	April 1, 2026	5,000	4,913	4,913
Lemongrass Holdings, Inc. (2)(12)	Software	Term Loan	14.00 %	Prime	6.50 %	9.75 %	-	2.50 %	March 1, 2026	5,000	4,947	4,947
		Term Loan	14.00 %	Prime	6.50 %	9.75 %	-	2.50 %	March 1, 2026	2,500	2,474	2,474
Lytics, Inc. (2)(12)	Software	Term Loan	13.00 %	Prime	6.00 %	9.25 %	-	3.00 %	July 1, 2025	2,500	2,396	2,396

									December 1,			
Portfolio Company (1)(3)	Sector	Type of Investment (7)	Number of Shares	Cost of Investments (6)(9)	Fair Value (9)							
Reputation Institute, Inc. (2)(12)	Software	Term Loan	13.00 %	Prime	6.00 %	12.25 %	-	3.00 %	2026	1,250	1,231	1,231
		Term Loan	14.25 %	Prime	7.25 %	10.50 %	-	3.00 %	August 1, 2025	5,000	4,932	4,932
Slingshot Aerospace, Inc. (2)(12)	Software	Term Loan	13.25 %	Prime	5.75 %	9.75 %	-	5.00 %	August 1, 2026	5,000	4,870	4,870
		Term Loan	13.25 %	Prime	5.75 %	9.75 %	-	5.00 %	August 1, 2026	5,000	4,933	4,933
		Term Loan	13.25 %	Prime	5.75 %	9.75 %	-	5.00 %	August 1, 2026	5,000	4,933	4,933
		Term Loan	13.25 %	Prime	5.75 %	9.75 %	-	5.00 %	August 1, 2026	5,000	4,933	4,933
		Term Loan	13.25 %	Prime	5.75 %	9.75 %	-	5.00 %	August 1, 2026	5,000	4,933	4,933
Supply Network Visibility Holdings LLC (2)(12)	Software	Term Loan	13.50 %	Prime	6.50 %	9.75 %	-	4.00 %	February 1, 2025	3,500	3,472	3,472
		Term Loan	13.50 %	Prime	6.50 %	9.75 %	-	4.00 %	February 1, 2025	3,500	3,472	3,472
		Term Loan	13.50 %	Prime	6.50 %	9.75 %	-	4.00 %	December 1, 2025	2,500	2,472	2,472
		Term Loan	13.50 %	Prime	6.50 %	9.75 %	-	4.00 %	December 1, 2025	2,500	2,472	2,472
		Term Loan	13.50 %	Prime	6.50 %	9.75 %	-	4.00 %	December 1, 2025	2,500	2,472	2,472
Total Non-Affiliate Debt Investments — Technology											268,468	259,366
Non-Affiliate Debt Investments — Healthcare information and services — 8.1% (8)												
Hound Labs inc. (2) (12)	Diagnostics	Term Loan	13.50 %	Prime	6.00 %	9.25 %	-	3.50 %	June 1, 2026	2,500	2,385	2,385
		Term Loan	13.50 %	Prime	6.00 %	9.25 %	-	3.50 %	June 1, 2026	2,500	2,473	2,473
		Term Loan	13.50 %	Prime	6.00 %	9.25 %	-	3.50 %	June 1, 2026	5,000	4,946	4,946
Secure Transfusion Services, Inc. (2)(12)(13)	Healthcare	Other							October 1, 2025			
		Term Loan	13.25 %	Prime	5.75 %	9.00 %	-	4.00 %	2025	4,943	4,943	1,668
BrightInsight, Inc. (2)(12)	Software	Term Loan	13.25 %	Prime	5.75 %	9.00 %	-	4.00 %	December 31, 2025	2,500	2,467	832
		Term Loan	12.50 %	Prime	5.50 %	9.50 %	-	3.00 %	August 1, 2027	7,000	6,619	6,619
		Term Loan	12.50 %	Prime	5.50 %	9.50 %	-	3.00 %	August 1, 2027	3,500	3,448	3,448
		Term Loan	12.50 %	Prime	5.50 %	9.50 %	-	3.00 %	August 1, 2027	3,500	3,448	3,448
Total Non-Affiliate Debt Investments — Healthcare information and services											30,729	25,819
Total Non- Affiliate Debt Investments											701,074	686,458

Portfolio Company (1)(3)	Sector	Type of Investment (7)	Number of Shares	Cost of	Fair
				Investments (6)(9)	Value (9)
Non-Affiliate Warrant Investments — 7.6% (8)					
Non-Affiliate Warrants — Life Science — 2.3% (8)					
Avalo Therapeutics, Inc. (2)(5)(12)	Biotechnology	Common Stock Warrant	117	311	—
Castle Creek Biosciences, Inc. (2)(12)	Biotechnology	Preferred Stock Warrant	7,404	214	318
Emalex Biosciences, Inc. (2)(12)	Biotechnology	Preferred Stock Warrant	110,402	178	246
Imunon, Inc. (2)(5)(12)	Biotechnology	Common Stock Warrant	19,671	65	—
KSQ Therapeutics, Inc. (2) (12)	Biotechnology	Preferred Stock Warrant	48,076	50	53
Mustang Bio, Inc. (2)(5)(12)	Biotechnology	Common Stock Warrant	16,611	146	—
Native Microbials, Inc (2)(12)	Biotechnology	Preferred Stock Warrant	103,679	64	157
PDS Biotechnology Corporation (2)(5)(12)	Biotechnology	Common Stock Warrant	299,848	160	606
Provivi, Inc. (2)(12)	Biotechnology	Common Stock Warrant	175,098	278	—
Provivi, Inc. (2)(12)	Biotechnology	Preferred Stock Warrant	691,895	312	225
Stealth Biotherapeutics Inc. (2)(12)	Biotechnology	Common Stock Warrant	318,181	264	113
Tallac Therapeutics, Inc. (2)(12)	Biotechnology	Preferred Stock Warrant	1,600,002	194	172
Xeris Pharmaceuticals, Inc. (2)(5)(12)	Biotechnology	Common Stock Warrant	126,000	72	33
AccuVein Inc. (2)(12)	Medical Device	Common Stock Warrant	1,175	24	—

Aerin Medical, Inc. (2)(12)	Medical Device	Preferred Stock Warrant	1,818,183	66	1,199
Aerobiotix, LLC (2)(12)	Medical Device	Preferred Stock Warrant	8,800	48	9
Canary Medical Inc. (2)(12)	Medical Device	Preferred Stock Warrant	12,153	86	1,305
Candesant Biomedical, Inc. (2)(12)	Medical Device	Preferred Stock Warrant	93,336	152	135
Ceribell, Inc. (2)(12)	Medical Device	Preferred Stock Warrant	145,483	69	229
Cognoa, Inc. (2)(12)	Medical Device	Preferred Stock Warrant	4,106,174	149	167
Conventus Orthopaedics, Inc. (2)(12)	Medical Device	Preferred Stock Warrant	7,972,222	221	206
CSA Medical, Inc. (2)(12)	Medical Device	Preferred Stock Warrant	3,341,376	174	124
CVRx, Inc. (2)(5)(12)	Medical Device	Common Stock Warrant	47,410	76	980
Infobionic, Inc. (2)(12)	Medical Device	Preferred Stock Warrant	2,010,424	124	26
Magnolia Medical Technologies, Inc. (2)(12)	Medical Device	Preferred Stock Warrant	809,931	194	368
Meditrina, Inc. (12)	Medical Device	Preferred Stock Warrant	233,993	83	93
MicroTransponder, Inc. (2)(12)	Medical Device	Preferred Stock Warrant	103,172	47	47
Scientia Vascular, Inc (2)(12)	Medical Device	Preferred Stock Warrant	34,410	103	215
Sonex Health, Inc. (2)(12)	Medical Device	Preferred Stock Warrant	2,637,043	275	269
VERO Biotech LLC (2)(12)	Medical Device	Preferred Stock Warrant	4,109	432	379
Swift Health Systems Inc. (2)(12)	Medical Device	Preferred Stock Warrant	135,484	71	1
Total Non-Affiliate Warrants — Life Science				4,702	7,675

See Notes to Consolidated Financial Statements

Horizon Technology Finance Corporation and Subsidiaries

Consolidated Schedule of Investments

December 31, 2022 2023

(Dollars in thousands)

Portfolio Company (1)(3)	Sector	Type of Investment (7)	Number of Shares	Cost of Investments (6)(9)	Fair Value (9)
Non-Affiliate Warrant Investments — 9.4% (8)					
Non-Affiliate Warrants — Life Science — 3.1% (8)					
Avalo Therapeutics, Inc. (2)(5)(12)	Biotechnology	Common Stock Warrant	26,442	311	—
Castle Creek Biosciences, Inc. (2)(12)	Biotechnology	Preferred Stock Warrant	7,404	214	335
Corvium, Inc. (2)(12)	Biotechnology	Preferred Stock Warrant	661,956	53	—
Emalex Biosciences, Inc. (2)(12)	Biotechnology	Preferred Stock Warrant	110,402	176	263
Evelo Biosciences, Inc. (2)(5)(12)	Biotechnology	Common Stock Warrant	463,915	126	125
F-Star Therapeutics, Inc. (2)(5)(12)	Biotechnology	Common Stock Warrant	21,120	35	—
Greenlight Biosciences, Inc. (2)(5)(12)	Biotechnology	Common Stock Warrant	47,452	366	—
Imunon, Inc. (2)(5)(12)	Biotechnology	Common Stock Warrant	16,502	66	—
IMV Inc. (2)(5)(12)	Biotechnology	Common Stock Warrant	39,774	67	—
KSQ Therapeutics, Inc. (2) (12)	Biotechnology	Preferred Stock Warrant	48,077	51	60
Mustang Bio, Inc. (2)(5)(12)	Biotechnology	Common Stock Warrant	252,161	146	—
Native Microbials, Inc (2) (12)	Biotechnology	Preferred Stock Warrant	103,679	64	162
PDS Biotechnology Corporation (2)(5)(12)	Biotechnology	Common Stock Warrant	299,848	160	3,024
Provivi, Inc. (2)(12)	Biotechnology	Preferred Stock Warrant	203,017	399	648
Rocket Pharmaceuticals Corporation (5)(12)	Biotechnology	Common Stock Warrant	7,051	17	14

Stealth Biotherapeutics Inc. (2)(12)	Biotechnology	Common Stock Warrant	318,181	264	37
vTV Therapeutics Inc. (2)(5)(12)	Biotechnology	Common Stock Warrant	95,293	44	—
Xeris Pharmaceuticals, Inc. (2)(5)(12)	Biotechnology	Common Stock Warrant	126,000	72	3
AccuVein Inc. (2)(12)	Medical Device	Common Stock Warrant	1,175	24	—
Aerin Medical, Inc. (2)(12)	Medical Device	Preferred Stock Warrant	1,818,183	64	1,200
Aerobiotix, LLC (2)(12)	Medical Device	Preferred Stock Warrant	27,330	48	31
Canary Medical Inc. (2)(12)	Medical Device	Preferred Stock Warrant	12,153	84	1,864
Ceribell, Inc. (2)(12)	Medical Device	Preferred Stock Warrant	145,483	69	209
Cognoa, Inc. (2)(12)	Medical Device	Preferred Stock Warrant	775,000	148	179
Conventus Orthopaedics, Inc. (2)(12)	Medical Device	Preferred Stock Warrant	7,972,222	221	226
CSA Medical, Inc. (2)(12)	Medical Device	Preferred Stock Warrant	1,375,727	153	150
CVRx, Inc. (2)(5)(12)	Medical Device	Common Stock Warrant	47,410	76	394
Infobionic, Inc. (2)(12)	Medical Device	Preferred Stock Warrant	317,647	124	113

Portfolio Company (1)(3)	Sector	Type of Investment (7)	Number of Shares	Cost of	Fair
				Investments (6)(9)	Value (9)
Non-Affiliate Warrants — Sustainability — 0.2% (8)					
New Aerofarms, Inc. assignee of Aerofarms, Inc. (2)(12)(15)	Other Sustainability	Preferred Stock Warrant	400,000	81	72
LiquiGlide, Inc. (2)(12)	Other Sustainability	Common Stock Warrant	61,359	39	50
Nexii Building Solutions, Inc. (2)(12)(14)(18)	Other Sustainability	Common Stock Warrant	215,171	490	—
Soli Organic, Inc. (2)(12)	Other Sustainability	Preferred Stock Warrant	681	214	340
Temperpack Technologies, Inc. (2)(12)	Other Sustainability	Preferred Stock Warrant	46,311	175	80
Total Non-Affiliate Warrants — Sustainability				999	542
Non-Affiliate Warrants — Technology — 4.5% (8)					
Axiom Space, Inc. (2)(12)	Communications	Common Stock Warrant	1,991	47	61
Intelepeer Holdings, Inc. (2)(12)	Communications	Preferred Stock Warrant	2,936,535	138	3,036
PebblePost, Inc. (2)(12)	Communications	Preferred Stock Warrant	598,850	92	131
Alula Holdings, Inc. (2)(12)	Consumer-related				
	Technologies	Preferred Stock Warrant	20,000	93	—
Aterian, Inc. (2)(5)(12)	Consumer-related				
	Technologies	Common Stock Warrant	76,923	195	—
Caastle, Inc. (2)(12)	Consumer-related				
	Technologies	Preferred Stock Warrant	268,591	65	1,055
CAMP NYC, Inc. (2)(12)	Consumer-related				
	Technologies	Preferred Stock Warrant	75,997	22	27
Clara Foods Co. (2)(12)	Consumer-related				
	Technologies	Preferred Stock Warrant	46,745	29	122
CZV, Inc. (2)(12)	Consumer-related				
	Technologies	Common Stock Warrant	65,569	81	71
Divergent Technologies, Inc. (2)(12)	Consumer-related				
	Technologies	Preferred Stock Warrant	37,282	94	250
Havenly, Inc. (2)(12)	Consumer-related				
	Technologies	Common Stock Warrant	1,312,500	2,947	2,259
MyForest Foods Co. (2)(12)	Consumer-related				
	Technologies	Preferred Stock Warrant	250	29	56
NextCar Holding Company, Inc. (2)(12)	Consumer-related				
	Technologies	Common Stock Warrant	12,618	188	—
NextCar Holding Company, Inc. (2)(12)	Technologies	Preferred Stock Warrant	1,224,752	9	—

	Consumer-related				
Optoro, Inc. (2)(12)	Technologies	Preferred Stock Warrant	11,550	182	145
	Consumer-related				
Primary Kids, Inc. (2)(12)	Technologies	Preferred Stock Warrant	553,778	57	591
	Consumer-related				
Quip NYC Inc. (2)(12)	Technologies	Preferred Stock Warrant	6,191	325	533
	Consumer-related				
Unagi, Inc. (2)(12)	Technologies	Preferred Stock Warrant	171,081	32	—
	Consumer-related				
Updater, Inc. (2)(12)	Technologies	Preferred Stock Warrant	114,659	34	—
CPG Beyond, Inc. (2)(12)	Data Storage	Preferred Stock Warrant	500,000	242	294
Silk, Inc. (2)(12)	Data Storage	Preferred Stock Warrant	394,110	175	124
Global Worldwide LLC (2)(12)	Internet and Media	Preferred Stock Warrant	245,810	75	63
Rocket Lawyer Incorporated (2)(12)	Internet and Media	Preferred Stock Warrant	261,721	92	318
Skillshare, Inc. (2)(12)	Internet and Media	Preferred Stock Warrant	139,074	162	1,201
Liquid, Inc. (2)(12)	Networking	Preferred Stock Warrant	344,102	364	210
Halio, Inc. (2)(12)	Power Management	Common Stock Warrant	38,241,466	1,585	2,700
Avalanche Technology, Inc. (2)(12)	Semiconductors	Preferred Stock Warrant	5,938	45	—
BriteCore Holdings, Inc. (2)(12)	Software	Preferred Stock Warrant	161,215	98	174
Dropoff, Inc. (2)(12)	Software	Common Stock Warrant	516,732	455	46
E La Carte, Inc. (2)(5)(12)	Software	Common Stock Warrant	147,361	60	—
Everstream Holdings, LLC (2)(12)	Software	Preferred Stock Warrant	350,000	70	63
Kodiak Robotics, Inc. (2)(12)	Software	Preferred Stock Warrant	639,918	273	13
Lemongrass Holdings, Inc. (2)(12)	Software	Preferred Stock Warrant	101,308	32	120
Lotame Solutions, Inc. (2)(12)	Software	Preferred Stock Warrant	71,305	18	42
Lytics, Inc. (2)(12)	Software	Preferred Stock Warrant	85,543	43	1
Mirantis, Inc. (2)(12)	Software	Common Stock Warrant	948,275	223	247
Noodle Partners, Inc. (2)(12)	Software	Preferred Stock Warrant	84,037	115	2
Reputation Institute, Inc. (2)(12)	Software	Preferred Stock Warrant	3,731	56	80
Revinat Holdings, Inc. (2)(12)	Software	Preferred Stock Warrant	682,034	44	91
SIGNIX, Inc. (12)	Software	Preferred Stock Warrant	186,235	225	—
Slingshot Aerospace, Inc. (2)(12)	Software	Preferred Stock Warrant	309,208	123	135
Supply Network Visibility Holdings LLC (2)(12)	Software	Preferred Stock Warrant	682	64	135
Topia Mobility, Inc. (2)(12)	Software	Preferred Stock Warrant	3,049,607	138	—
Viken Detection Corporation (2)(12)	Software	Preferred Stock Warrant	345,443	120	105
xAd, Inc. (2)(12)	Software	Preferred Stock Warrant	4,343,348	177	5
Total Non-Affiliate Warrants — Technology				9,733	14,506

See Notes to Consolidated Financial Statements

Horizon Technology Finance Corporation and Subsidiaries

Consolidated Schedule of Investments

December 31, 2022 2023

(Dollars in thousands)

Cost of	Fair
---------	------

Portfolio Company (1)(3)	Sector	Type of Investment (7)	Number of Shares	Investments (6)(9)	Value (9)
Magnolia Medical Technologies, Inc. (2)(12)	Medical Device	Preferred Stock Warrant	809,931	194	385
Meditrina, Inc. (2)(12)	Medical Device	Preferred Stock Warrant	233,993	83	101
Robin Healthcare, Inc. (2)(12)	Medical Device	Preferred Stock Warrant	86,066	16	16
Scientia Vascular, Inc (2)(12)	Medical Device	Preferred Stock Warrant	19,662	40	46
Sonex Health, Inc. (2)(12)	Medical Device	Preferred Stock Warrant	605,313	98	123
VERO Biotech LLC (2)(12)	Medical Device	Preferred Stock Warrant	408	53	1
Swift Health Systems Inc. (2)(12)	Medical Device	Preferred Stock Warrant	135,484	71	83
Total Non-Affiliate Warrants — Life Science				4,197	9,792
Non-Affiliate Warrants — Sustainability — 0.6% (8)					
Aerofarms, Inc. (2)(12)	Other Sustainability	Preferred Stock Warrant	201,537	61	74
LiquiGlide, Inc. (2)(12)	Other Sustainability	Common Stock Warrant	61,539	39	55
Nexii Building Solutions, Inc. (2)(12)	Other Sustainability	Common Stock Warrant	204,832	488	1,061
Soli Organic, Inc. (2)(12)	Other Sustainability	Preferred Stock Warrant	681	214	361
Temperpack Technologies, Inc. (2)(12)	Other Sustainability	Preferred Stock Warrant	35,906	126	268
Total Non-Affiliate Warrants — Sustainability				928	1,819
Non-Affiliate Warrants — Technology — 5.1% (8)					
Axiom Space, Inc. (2)(12)	Communications	Common Stock Warrant	1,991	46	67
Intelepeer Holdings, Inc. (2)(12)	Communications	Preferred Stock Warrant	2,936,535	139	3,265
PebblePost, Inc. (2)(12)	Communications	Preferred Stock Warrant	598,850	92	173
	Consumer-related				
Alula Holdings, Inc. (2)(12)	Technologies	Preferred Stock Warrant	20,000	93	64
	Consumer-related				
Aterian, Inc. (2)(5)(12)	Technologies	Common Stock Warrant	76,923	195	—
	Consumer-related				
Better Place Forests Co. (2)(12)	Technologies	Preferred Stock Warrant	10,690	26	—
	Consumer-related				
Caastle, Inc. (2)(12)	Technologies	Preferred Stock Warrant	268,591	68	1,069
	Consumer-related				
CAMP NYC, Inc. (2)(12)	Technologies	Preferred Stock Warrant	17,605	20	61
	Consumer-related				
Clara Foods Co. (2)(12)	Technologies	Preferred Stock Warrant	46,745	30	125
	Consumer-related				
Divergent Technologies, Inc. (2)(12)	Technologies	Preferred Stock Warrant	31,966	56	233
	Consumer-related				
Havenly, Inc. (2)(12)	Technologies	Common Stock Warrant	1,312,500	2,947	2,947
	Consumer-related				
Interior Define, Inc. (2)(12)	Technologies	Preferred Stock Warrant	553,710	103	—
	Consumer-related				
MyForest Foods Co. (2)(12)	Technologies	Preferred Stock Warrant	143	29	37
	Consumer-related				
NextCar Holding Company, Inc. (2)(12)	Technologies	Preferred Stock Warrant	1,261,253	197	17
	Consumer-related				
Optoro, Inc. (2)(12)	Technologies	Preferred Stock Warrant	6,600	104	104
	Consumer-related				
Primary Kids, Inc. (2)(12)	Technologies	Preferred Stock Warrant	553,778	57	429
	Consumer-related				
Quip NYC Inc. (2)(12)	Technologies	Preferred Stock Warrant	6,191	325	534
	Consumer-related				
Unagi, Inc. (2)(12)	Technologies	Preferred Stock Warrant	171,081	32	22

	Consumer-related				
Updater, Inc.(2)(12)	Technologies	Common Stock Warrant	108,333	34	42
CPG Beyond, Inc. (2)(12)	Data Storage	Preferred Stock Warrant	500,000	242	909
Silk, Inc. (2)(12)	Data Storage	Preferred Stock Warrant	442,110	234	407
Global Worldwide LLC (2)(12)	Internet and Media	Preferred Stock Warrant	245,810	75	—
Rocket Lawyer Incorporated (2)(12)	Internet and Media	Preferred Stock Warrant	261,721	92	357
Skillshare, Inc. (2)(12)	Internet and Media	Preferred Stock Warrant	139,074	162	802
Liquid, Inc. (2)(12)	Networking	Preferred Stock Warrant	344,102	364	243
Halo, Inc. (2)(12)	Power Management	Preferred Stock Warrant	5,002,574	1,585	2,610
		Preferred and Common Stock			
Avalanche Technology, Inc. (2)(12)	Semiconductors	Warrants	6,081	56	—
BriteCore Holdings, Inc. (2)(12)	Software	Preferred Stock Warrant	77,828	21	69
Decisyon, Inc. (12)	Software	Common Stock Warrant	82,967	46	—
Dropoff, Inc. (2)(12)	Software	Common Stock Warrant	516,732	455	197
E La Carte, Inc. (2)(5)(12)	Software	Common Stock Warrant	147,361	60	3
Groundspeed Analytics, Inc. (2)(12)	Software	Preferred Stock Warrant	86,300	6	6
Kodiak Robotics, Inc. (2)(12)	Software	Preferred Stock Warrant	639,918	273	296
Lemongrass Holdings, Inc. (2)(12)	Software	Preferred Stock Warrant	101,308	34	41
Lotame Solutions, Inc. (2)(12)	Software	Preferred Stock Warrant	288,115	22	312
Lytics, Inc. (2)(12)	Software	Preferred Stock Warrant	80,197	40	44
Reputation Institute, Inc. (2)(12)	Software	Preferred Stock Warrant	3,731	56	39
Revinat Holdings, Inc. (2)(12)	Software	Preferred Stock Warrant	682,034	46	99
Riv Data Corp. (2)(12)	Software	Preferred Stock Warrant	321,428	12	296
SIGNIX, Inc. (12)	Software	Preferred Stock Warrant	186,235	225	—
		Preferred and Common Stock			
Skyword, Inc. (12)	Software	Warrants	301,055	48	1
Slingshot Aerospace, Inc. (2)(12)	Software	Preferred Stock Warrant	309,208	123	133
Supply Network Visibility Holdings LLC (2)(12)	Software	Preferred Stock Warrant	682	64	83
Topia Mobility, Inc. (2)(12)	Software	Preferred Stock Warrant	3,049,607	138	—
xAd, Inc. (2)(12)	Software	Preferred Stock Warrant	4,343,348	177	12
Total Non-Affiliate Warrants — Technology				9,249	16,148

Portfolio Company (1)(3)				Cost of	Fair
	Sector	Type of Investment (7)	Number of Shares	Investments (6)(9)	Value (9)
Non-Affiliate Warrants — Healthcare information and services — 0.6% (8)					
Hound Labs, Inc (2) (12)	Diagnostics	Preferred Stock Warrant	171,370	46	12
Parse Biosciences, Inc. (2)(12)	Diagnostics	Common Stock Warrant	32,244	70	70
Parse Biosciences, Inc. (2)(12)	Diagnostics	Preferred Stock Warrant	184,253	166	166
Kate Farms, Inc. (2)(12)	Other Healthcare	Preferred Stock Warrant	82,965	102	1,366
BrightInsight, Inc. (2)(12)	Software	Preferred Stock Warrant	85,066	167	—
Elligo Health Research, Inc. (2)(12)	Software	Preferred Stock Warrant	652,250	192	99
Medsphere Systems Corporation (2)(12)	Software	Preferred Stock Warrant	7,097,792	60	108
SafelyYou, Inc. (2)(12)	Software	Preferred Stock Warrant	150,353	163	50
Total Non-Affiliate Warrants — Healthcare information and services				966	1,871
Total Non-Affiliate Warrants				16,400	24,594
Non-Affiliate Other Investments — Life Science — 0.1% (8)					
Lumithera, Inc. (12)	Medical Device	Royalty Agreement		1,200	200
ZetrOZ, Inc. (12)	Medical Device	Royalty Agreement		—	—

Total Non-Affiliate Other Investments					1,200	200
Non-Affiliate Equity — 1.5% (8)						
Cadrenal Therapeutics, Inc. (5)	Biotechnology	Common Stock	600,000	—	443	
Castle Creek Biosciences, Inc. (12)	Biotechnology	Common Stock	1,162	250	250	
Emalex Biosciences, Inc. (12)	Biotechnology	Common Stock	32,831	355	355	
Axiom Space, Inc. (12)	Communication	Preferred Stock	1,810	261	306	
	Consumer-related					
Getaround, Inc. (2)(5)	Technologies	Common Stock	87,082	253	20	
	Consumer-related					
NextCar Holding Company, Inc. (2)(12)	Technologies	Preferred Stock	2,688,971	89	89	
	Consumer-related					
SnagAJob.com, Inc. (12)	Technologies	Common Stock	82,974	9	83	
Lumithera, Inc. (12)	Medical Device	Common Stock	392,651	2,000	1,700	
Tigo Energy, Inc. (5)	Other Sustainability	Common Stock	5,205	111	13	
Decisyon, Inc. (12)	Software	Preferred Stock	280,000	2,800	1,281	
Lotame, Inc. (12)	Software	Preferred Stock	66,127	4	193	
Total Non-Affiliate Equity				6,132	4,733	
Total Non-Affiliate Portfolio Investment Assets				\$ 716,077	\$ 693,730	

											Cost of		
		Type of Investment	Cash Rate						Maturity	Principal	Investments	Fair Value	
Portfolio Company (1)(3)		Sector	(7)	(4)	Index	Margin	Floor	Ceiling	ETP (10)	Date	Amount	(6)(9)	(9)
Non-Controlled Affiliate													
Investments — 0.3% (8)													
Non-Controlled Affiliate Debt													
Investments — Life Sciences													
— 0.3% (8)													
Evelo Biosciences, Inc. (2)(5)											January 1,		
(12)(13)	Biotechnology	Term Loan	% 12.75 (11)	Prime		4.25 %	11.00 %	-	2.27 %	2028	5,532	5,228	222
											January 1,		
		Term Loan	% 12.75 (11)	Prime		4.25 %	11.00 %	-	2.27 %	2028	8,298	7,867	336
											January 1,		
		Term Loan	% 12.75 (11)	Prime		4.25 %	11.00 %	-	2.27 %	2028	3,319	3,137	133
											January 1,		
		Term Loan	% 12.75 (11)	Prime		4.25 %	11.00 %	-	2.27 %	2028	3,319	3,137	133
											January 1,		
		Term Loan	% 12.75 (11)	Prime		4.25 %	11.00 %	-	2.27 %	2028	2,213	2,091	88
											January 1,		
		Term Loan	% 12.75 (11)	Prime		4.25 %	11.00 %	-	2.27 %	2028	2,213	2,091	88
Total Non-Controlled Affiliate Debt Investments												23,551	1,000
											Cost of	Fair	
Portfolio Company (1)(3)			Sector	Type of Investment (7)	Number of Shares				Investments (6)(9)	Value (9)			
Non-controlled Affiliate Equity — Life Sciences — 0.0% (8)													
Aulea Medical, Inc. (12)(16)			Medical Device	Common Stock	660,537				—		—		
Evelo Biosciences, Inc. (5)			Biotechnology	Common Stock	2,164,502				5,000		132		
Total Non-Controlled Affiliate Equity									5,000		132		
Non-controlled Affiliate Warrants — Life Sciences — 0.0% (8)													
Evelo Biosciences, Inc. (2)(5)(12)			Biotechnology	Common Stock	23,196				126		—		
Total Non-Controlled Affiliate Warrants									126		—		
Total Non-Controlled Affiliate Portfolio Investment Assets									\$ 28,677	\$ 1,132			

Horizon Technology Finance Corporation and Subsidiaries

Consolidated Schedule of Investments

December 31, 2022 2023

(Dollars in thousands)

Portfolio Company (1)(3)	Sector	Type of Investment (7)	Number of Shares	Cost of Investments (6)(9)	Fair Value (9)
Non-Affiliate Warrants — Healthcare information and services — 0.6% (8)					
Hound Labs, Inc. (2) (12)	Diagnostics	Preferred Stock Warrant	159,893	47	54
Kate Farms, Inc. (2)(12)	Other Healthcare	Preferred Stock Warrant	82,965	102	1,370
Secure Transfusion Services, Inc. (2)(12)	Other Healthcare	Preferred Stock Warrant	77,690	47	—
BrightInsight, Inc. (2)(12)	Software	Preferred Stock Warrant	80,544	160	170
Medsphere Systems Corporation (2)(12)	Software	Preferred Stock Warrant	7,097,792	60	359
Total Non-Affiliate Warrants — Healthcare information and services				416	1,953
Total Non-Affiliate Warrants				14,790	29,712
Non-Affiliate Other Investments — 0.4% (8)					
Lumithera, Inc. (2)	Medical Device	Royalty Agreement		1,200	1,100
ZetrOZ, Inc. (12)	Medical Device	Royalty Agreement		—	200
Total Non-Affiliate Other Investments				1,200	1,300
Non-Affiliate Equity — 0.8% (8)					
Castle Creek Biosciences, Inc. (12)	Biotechnology	Common Stock	1,162	250	250
Emalex Biosciences, Inc. (2)(12)	Biotechnology	Common Stock	32,831	356	356
Getaround, Inc. (2)(5)	Consumer-related				
	Technologies	Common Stock	87,082	253	57
SnagAJob.com, Inc. (12)	Consumer-related				
	Technologies	Common Stock	82,974	8	83
Lumithera, Inc. (2)	Medical Device	Common Stock	392,651	2,000	1,700
Tigo Energy, Inc. (2)	Other Sustainability	Preferred	22,313	8	27
Branded Online, Inc. (2)(5)	Software	Common Stock	108,004	1,079	83
Decisyon, Inc. (12)	Software	Preferred and Common Stock	72,638,663	230	—
Total Non-Affiliate Equity				4,184	2,556
Total Non-Affiliate Portfolio Investment Assets				\$ 721,248	\$ 720,026
Total Portfolio Investment Assets — 226.1% (8)				\$ 721,248	\$ 720,026
Short Term Investments — Unrestricted Investments — 2.2% (8)					
US Bank Money Market Deposit Account				\$ 7,066	\$ 7,066
Total Short Term Investments — Unrestricted Investments				\$ 7,066	\$ 7,066
Short Term Investments — Restricted Investments — 0.9% (8)					
US Bank Money Market Deposit Account				\$ 2,788	\$ 2,788
Total Short Term Investments — Restricted Investments				\$ 2,788	\$ 2,788

Type of										Cost of		
Investment									Maturity	Principal	Investments	Fair Value
Portfolio Company (1)(3)	Sector	(7)	Cash Rate (4)	Index	Margin	Floor	Ceiling	ETP (10)	Date	Amount	(6)(9)	(9)
Controlled	Affiliate											
Investments — 4.4% (8)												
Controlled	Affiliate	Debt										
Investments — Technology												
— 1.6% (8)												
	Consumer-related								August 1,			
Better Place Forests Co. (12)	Technologies	Term Loan	12.25 % (11)	Prime	3.75 %	12.00 %	-	1.85 %	2029	3,547	3,585	3,339
		Term Loan	12.25 % (11)	Prime	3.75 %	12.00 %	-	1.85 %	2029	1,773	1,750	1,630
Total Controlled Affiliate Debt Investments											5,335	4,969

				Cost of	Fair
Portfolio Company (1)(3)	Sector	Type of Investment (7)	Number of Shares	Investments (6)(9)	Value (9)
Controlled Affiliate Equity — Technology — 0.9% (8)					
	Consumer-related				
Better Place Forests Co. (12)	Technologies	Common Stock	2,278,272	2,061	2,165
	Consumer-related				
Better Place Forests Co. (12)	Technologies	Preferred Stock	3,124,448	1,250	859
Total Controlled Affiliate Equity				3,311	3,024
Controlled Affiliate Other Investments — Life Sciences — 1.9% (8)					
HIMV LLC (12)(17)	Biotechnology	Other Investment		5,782	6,230
Total Controlled Affiliate Other				5,782	6,230
Total Controlled Affiliate Portfolio Investment Assets				\$ 14,428	\$ 14,223
Total Portfolio Investment Assets — 218.9% (8)				\$ 759,182	\$ 709,085

- All investments of the Company are in entities which are organized under the laws of the United States and have a principal place of business in the United States. States, unless otherwise noted.
- Has been pledged as collateral under the revolving credit facility (the "Key Facility") with KeyBank National Association ("Key"), the Note Funding Agreement (the "NYL Facility") with several entities owned or affiliated with New York Life Insurance Company ("NYL Noteholders"), the term debt securitization in connection with which an affiliate of the Company made an offering of \$100.0 million in aggregate principal amount of fixed rate asset-backed notes that were issued in conjunction with the \$160.0 million securitization of secured loans the Company completed on August 13, 2019 (the "2019 Asset-Backed Notes"), and/or the term debt securitization in connection with which an affiliate of the Company made an offering of \$100.0 million in aggregate principal amount of fixed rate asset-backed notes that were issued in conjunction with the \$157.8 million securitization of secured loans the Company completed on November 9, 2022 (the "2022 Asset-Backed Notes").
- All non-affiliate investments are investments in which the Company owns less than 5% of the voting securities of the portfolio company. All non-controlled affiliate investments are investments in which the Company owns 5% or more of the voting securities of the portfolio company but not more than 25% of the voting securities of the portfolio company. All controlled affiliate investments are investments in which the Company owns more than 25% of the portfolio company's outstanding voting securities or has the power to exercise control over management or policies of such portfolio company (including through a management agreement).
- All interest is payable in cash due monthly in arrears, unless otherwise indicated, and applies only to the Company's debt investments. Interest rate is the annual interest rate on the debt investment and does not include end-of-term payments ("ETPs"), and any additional fees related to the investments, such as deferred interest, commitment fees or prepayment fees. Debt investments are at variable rates for the term of the debt investment, unless otherwise indicated. All debt investments based on the London InterBank Offered Rate ("LIBOR") are based on one-month LIBOR. For each debt investment, the current interest rate in effect as of December 31, 2022 2023 is provided.
- Portfolio company is a public company.
- For debt investments, represents principal balance less unearned income.
- Warrants, Equity and Other Investments are non-income producing.
- Value as a percent of net assets.

- (9) As of December 31, 2022 2023, 6.5% 4.7% and 6.6% 2.7% of the Company's total assets on a cost and fair value basis, respectively, are in non-qualifying assets. Under the 1940 Act, the Company may not acquire any non-qualifying assets unless, at the time the acquisition is made, qualifying assets represent at least 70% of the Company's total assets.
- (10) ETPs are contractual fixed-interest payments due in cash at the maturity date of the applicable debt investment, including upon any prepayment, and are a fixed percentage of the original principal balance of the debt investments unless otherwise noted. Interest will accrue during the life of the debt investment on each ETP and will be recognized as non-cash income until it is actually paid. Therefore, a portion of the incentive fee the Company may pay its Advisor will be based on income that the Company has not yet received in cash.
- (11) Debt investment has a payment-in-kind ("PIK") feature, feature in which the accrued interest is added to the then-outstanding principal amount of the debt investment.
- (12) The fair value of the investment was valued using significant unobservable inputs.
- (13) Debt investment is on non-accrual status as of December 31, 2022 2023.
- (14) Entity is organized under the laws of Canada and has a principal place of business in Canada.
- (15) On or about September 13, 2023, in connection with New Aerofarms, Inc. purchase of substantially all of the assets of Aerofarms, Inc. in a bankruptcy process, New Aerofarms, Inc. assumed all of the debt investments of Horizon in Aerofarms, Inc.
- (16) On July 31, 2023, pursuant to a certain Secured Party Bill of Sale and Transfer Agreement, the Company sold substantially all of the assets of Corinth MedTech, Inc., a borrower of the Company, to Aulea Medical Inc. ("Aulea") in consideration of 660,537 shares of the common stock of Aulea.
- (17) By an Order of the Supreme Court of Nova Scotia made May 1, 2023, as amended and restated by an Order of the CCAA Court made May 5, IMV, Inc. ("IMV") commenced proceedings (the "CCAA Proceedings") under the Companies' Creditors Arrangement Act, R.S.C. 1985, c. C-36, as amended to seek creditor protection for IMV and on June 2, 2023, IMV obtained recognition of the CCAA Proceedings under Chapter 15 of the United States Bankruptcy Code in proceedings before the United States Bankruptcy Court for the District of Delaware. In September 2023, the Company, with its co-lender to IMV, credit-bid and acquired substantially all of the assets of IMV through HIMV LLC, an entity formed to acquire the assets of IMV. HIMV LLC is 70% owned by the Company and 30% owned by the co-lender.
- (18) On January 11, 2024, Nexii Building Solutions Inc., and its affiliates, obtained an Initial Order under the Companies' Creditors Arrangement Act from the Supreme Court of British Columbia in Vancouver. The Initial Order provides for, among other things, a stay of proceedings in favour of Nexii, the approval of debtor-in-possession financing and the appointment of KSV Restructuring Inc. as monitor of Nexii.
- (19) Debt investment has a partial PIK feature in which (a) a portion of the accrued interest on the debt investment, in an amount equal to four and one half percent (4.5%) on the then-outstanding principal amount of the debt investment is added to the then-outstanding principal amount of the debt investment and (b) the remaining accrued interest on the debt investment is paid in cash.

See Notes to Consolidated Financial Statements

Horizon Technology Finance Corporation and Subsidiaries

Consolidated Schedule of Investments

December 31, 2021 2022

(Dollars in thousands)

Portfolio Company (1)(3)	Sector	Type of Investment	Cash	Index	Margin	Floor	Ceiling	ETP (10)	Maturity	Principal	Cost of Investments	Fair Value
		(7)	Rate (4)						Date	Amount	(6)(9)	(9)
Non-Affiliate Investments — 186.7% (8)												
Non-Affiliate Debt Investments — 178.3% (8)												
Non-Affiliate Debt Investments — Life Science												
— 77.3% (8)												
Castle Creek Pharmaceuticals Holdings, Inc. (2)									March 1,			
(12)	Biotechnology	Term Loan	9.30 %	Libor	7.50 %	9.30 %	-	5.00 %	2024	\$ 5,000	\$ 4,957	\$ 4,957
		Term Loan	9.30 %	Libor	7.50 %	9.30 %	-	5.00 %	March 1, 2024	5,000	4,957	4,957
		Term Loan	9.30 %	Libor	7.50 %	9.30 %	-	5.00 %	March 1, 2024	5,000	4,957	4,957
		Term Loan	9.30 %	Libor	7.50 %	9.30 %	-	5.00 %	March 1, 2024	5,000	4,957	4,957
		Term Loan	9.30 %	Libor	7.50 %	9.30 %	-	5.00 %	January 1, 2025	5,000	4,909	4,909
Avalo Therapeutics, Inc. (2)(5)(12)	Biotechnology	Term Loan	9.50 %	Prime	6.25 %	9.50 %	-	3.00 %	2025	5,000	4,909	4,909
		Term Loan	9.50 %	Prime	6.25 %	9.50 %	-	3.00 %	January 1, 2025	5,000	4,909	4,909

Emalex Biosciences, Inc. (2)(12)	Biotechnology	Term Loan	9.50 %	Prime	6.25 %	9.50 %	-	3.00 %	January 1, 2025	2,500	2,454	2,454
		Term Loan	9.50 %	Prime	6.25 %	9.50 %	-	3.00 %	February 1, 2025	5,000	4,906	4,906
		Term Loan	9.50 %	Prime	6.25 %	9.50 %	-	3.00 %	February 1, 2025	5,000	4,906	4,906
		Term Loan	9.50 %	Prime	6.25 %	9.50 %	-	3.00 %	April 1, 2025	2,500	2,451	2,451
		Term Loan	9.50 %	Prime	6.25 %	9.50 %	-	3.00 %	April 1, 2025	2,500	2,451	2,451
		Term Loan	9.75 %	Libor	7.90 %	9.75 %	-	5.00 %	June 1, 2024	2,500	2,420	2,420
		Term Loan	9.75 %	Libor	7.90 %	9.75 %	-	5.00 %	June 1, 2024	2,500	2,472	2,472
F-Star Therapeutics, Inc. (2)(5)(12)	Biotechnology	Term Loan	9.75 %	Libor	7.90 %	9.75 %	-	5.00 %	November 1, 2025	5,000	4,896	4,896
		Term Loan	9.50 %	Prime	6.25 %	9.50 %	-	4.00 %	April 1, 2025	2,500	2,465	2,465
		Term Loan	9.50 %	Prime	6.25 %	9.50 %	-	4.00 %	July 1, 2025	2,500	2,463	2,463
Greenlight Biosciences, Inc. (2)(12)	Biotechnology	Term Loan	9.50 %	Prime	6.25 %	9.50 %	-	4.00 %	July 1, 2025	5,000	4,850	4,850
		Term Loan	9.50 %	Prime	6.25 %	9.50 %	-	4.00 %	July 1, 2025	2,500	2,475	2,475
IMV Inc. (2)(5)(12)	Biotechnology	Term Loan	9.00 %	Prime	6.25 %	9.00 %	-	5.00 %	July 1, 2025	5,000	4,799	4,799
		Term Loan	9.00 %	Prime	6.25 %	9.00 %	-	5.00 %	July 1, 2025	2,500	2,462	2,462
LogicBio, Inc. (2)(5)(12)	Biotechnology	Term Loan	8.75 %	Libor	6.25 %	8.75 %	-	4.50 %	June 1, 2024	4,028	4,011	4,011
Provivi, Inc. (2)(12)	Biotechnology	Term Loan	9.50 %	Libor	8.50 %	9.50 %	-	5.50 %	December 1, 2024	5,000	4,935	4,935
		Term Loan	9.50 %	Libor	8.50 %	9.50 %	-	5.50 %	December 1, 2024	5,000	4,935	4,935
		Term Loan	9.50 %	Libor	8.50 %	9.50 %	-	5.50 %	December 1, 2024	2,500	2,440	2,440
		Term Loan	9.50 %	Libor	8.50 %	9.50 %	-	5.50 %	December 1, 2024	2,500	2,440	2,440
		Term Loan	9.50 %	Libor	8.50 %	9.50 %	-	5.50 %	December 1, 2024	2,500	2,430	2,430
		Term Loan	9.50 %	Libor	8.50 %	9.50 %	-	5.50 %	December 1, 2024	2,500	2,430	2,430
		Term Loan	8.75 %	Prime	5.50 %	8.75 %	-	6.00 %	October 1, 2025	5,000	4,631	4,631
Stealth Biotherapeutics Inc. (2)(5)(12)	Biotechnology	Term Loan	8.75 %	Prime	5.50 %	8.75 %	-	6.00 %	October 1, 2025	2,500	2,441	2,441
		Term Loan	9.00 %	Prime	5.75 %	9.00 %	-	7.00 %	November 1, 2024	2,500	2,394	2,394
Canary Medical Inc. (2)(12)	Medical Device	Term Loan	8.25 %	Libor	6.70 %	8.25 %	-	5.50 %	October 1, 2024	5,000	4,926	4,926
		Term Loan	8.25 %	Libor	6.70 %	8.25 %	-	5.50 %	October 1, 2024	5,000	4,957	4,957
		Term Loan	8.25 %	Libor	6.70 %	8.25 %	-	5.50 %	October 1, 2024	2,500	2,466	2,466
Conventus Orthopaedics, Inc. (2)(12)	Medical Device	Term Loan	8.25 %	Libor	6.70 %	8.25 %	-	5.50 %	October 1, 2024	2,500	2,466	2,466
		Term Loan	9.25 %	Libor	8.00 %	9.25 %	-	10.36 %	July 1, 2025	4,056	4,009	4,009
		Term Loan	9.25 %	Libor	8.00 %	9.25 %	-	10.36 %	July 1, 2025	4,056	4,009	4,009
Corinth Medtech, Inc. (2)(12)	Medical Device	Term Loan	8.50 %	Prime	5.25 %	8.50 %	-	20.00 %	April 1, 2022	2,500	2,495	2,495
		Term Loan	8.50 %	Prime	5.25 %	8.50 %	-	20.00 %	April 1, 2022	2,500	2,495	2,495

CSA Medical, Inc. (2)(12)	Medical Device	Term Loan	10.00 %	Libor	8.20 %	10.00 %	-	5.00 %	January 1, 2024	3,125	3,095	3,095
		Term Loan	10.00 %	Libor	8.20 %	10.00 %	-	5.00 %	January 1, 2024	208	206	206
		Term Loan	10.00 %	Libor	8.20 %	10.00 %	-	5.00 %	March 1, 2024	3,600	3,569	3,569

Portfolio Company (1)(3)	Sector	Type of	Cash	Index	Margin	Floor	Ceiling	ETP (10)	Maturity Date	Principal	Cost of	Fair
		Investment									Rate (4)	Amount
Non-Affiliate Investments — 226.1% (8)												
Non-Affiliate Debt Investments — 215.5% (8)												
Non-Affiliate Debt Investments — Life Science												
— 99.7% (8)												
Avalo Therapeutics, Inc. (2)(5)(12)	Biotechnology	Term Loan	13.75 %	Prime	6.25 %	9.50 %	-	3.00 %	January 1, 2025	\$ 2,885	\$ 2,853	\$ 2,777
		Term Loan	13.75 %	Prime	6.25 %	9.50 %	-	3.00 %	January 1, 2025	2,885	2,823	2,750
		Term Loan	13.75 %	Prime	6.25 %	9.50 %	-	3.00 %	January 1, 2025	1,442	1,411	1,374
		Term Loan	13.75 %	Prime	6.25 %	9.50 %	-	3.00 %	February 1, 2025	2,885	2,821	2,748
		Term Loan	13.75 %	Prime	6.25 %	9.50 %	-	3.00 %	February 1, 2025	2,885	2,821	2,748
		Term Loan	13.75 %	Prime	6.25 %	9.50 %	-	3.00 %	April 1, 2025	1,442	1,408	1,371
		Term Loan	13.75 %	Prime	6.25 %	9.50 %	-	3.00 %	April 1, 2025	1,442	1,408	1,371
Castle Creek Biosciences, Inc. (2)(12)	Biotechnology	Term Loan	12.50 %	Prime	6.05 %	9.55 %	13.50 %	5.50 %	May 1, 2026	5,000	4,891	4,891
		Term Loan	12.50 %	Prime	6.05 %	9.55 %	13.50 %	5.50 %	May 1, 2026	5,000	4,963	4,963
		Term Loan	12.50 %	Prime	6.05 %	9.55 %	13.50 %	5.50 %	May 1, 2026	3,000	2,978	2,978
		Term Loan	12.50 %	Prime	6.05 %	9.55 %	13.50 %	5.50 %	May 1, 2026	5,000	4,963	4,963
		Term Loan	12.50 %	Prime	6.05 %	9.55 %	13.50 %	5.50 %	May 1, 2026	5,000	4,963	4,963
		Term Loan	12.50 %	Prime	6.05 %	9.55 %	13.50 %	5.50 %	May 1, 2026	5,000	4,963	4,963
		Term Loan	12.50 %	Prime	6.05 %	9.55 %	13.50 %	5.50 %	May 1, 2026	3,000	2,978	2,978
Emalex Biosciences, Inc. (2)(12)	Biotechnology	Term Loan	12.07 %	Libor	7.90 %	9.75 %	-	5.00 %	June 1, 2024	1,979	1,962	1,962
		Term Loan	12.07 %	Libor	7.90 %	9.75 %	-	5.00 %	June 1, 2024	1,979	1,963	1,963
		Term Loan	12.07 %	Libor	7.90 %	9.75 %	-	5.00 %	November 1, 2025	5,000	4,923	4,923
		Term Loan	12.07 %	Libor	7.90 %	9.75 %	-	5.00 %	May 1, 2026	5,000	4,912	4,912
Evelo Biosciences, Inc. (2)(5)(12)	Biotechnology	Term Loan	11.75 %	Prime	4.75 %	11.00 %	-	4.25 %	January 1, 2028	10,000	9,872	9,872
		Term Loan	11.75 %	Prime	4.75 %	11.00 %	-	4.25 %	January 1, 2028	15,000	14,808	14,808
		Term Loan	11.75 %	Prime	4.75 %	11.00 %	-	4.25 %	January 1, 2028	6,000	5,923	5,923
		Term Loan	11.75 %	Prime	4.75 %	11.00 %	-	4.25 %	January 1, 2028	6,000	5,923	5,923
		Term Loan	11.75 %	Prime	4.75 %	11.00 %	-	4.25 %	January 1, 2028	4,000	3,949	3,949
		Term Loan	11.75 %	Prime	4.75 %	11.00 %	-	4.25 %	January 1, 2028	4,000	3,949	3,949
F-Star Therapeutics, Inc. (2)(5)(12)	Biotechnology	Term Loan	13.25 %	Prime	6.25 %	9.50 %	-	4.00 %	April 1, 2025	2,500	2,476	2,476
		Term Loan	13.25 %	Prime	6.25 %	9.50 %	-	4.00 %	July 1, 2025	2,500	2,473	2,473
Greenlight Biosciences, Inc. (2)(5)(12)	Biotechnology	Term Loan	13.25 %	Prime	5.75 %	9.00 %	-	3.00 %	July 1, 2025	5,000	4,857	4,857
		Term Loan	13.25 %	Prime	5.75 %	9.00 %	-	3.00 %	July 1, 2025	2,500	2,430	2,430
IMV Inc. (2)(5)(12)(14)	Biotechnology	Term Loan	13.25 %	Prime	5.75 %	9.00 %	-	5.00 %	July 1, 2025	5,000	4,946	4,946
		Term Loan	13.25 %	Prime	5.75 %	9.00 %	-	5.00 %	July 1, 2025	2,500	2,473	2,473
		Term Loan	13.25 %	Prime	5.75 %	9.00 %	-	5.00 %	January 1, 2026	5,000	4,947	4,947
		Term Loan	13.25 %	Prime	5.75 %	9.00 %	-	5.00 %	January 1, 2026	5,000	4,947	4,947
KSQ Therapeutics, Inc. (2) (12)	Biotechnology	Term Loan	12.25 %	Prime	4.75 %	8.50 %	-	5.50 %	May 1, 2027	6,250	6,077	6,077
		Term Loan	12.25 %	Prime	4.75 %	8.50 %	-	5.50 %	May 1, 2027	6,250	6,177	6,177
Native Microbials, Inc (2) (12)	Biotechnology	Term Loan	12.75 %	Prime	5.25 %	8.50 %	-	5.00 %	November 1, 2026	3,750	3,630	3,630
		Term Loan	12.75 %	Prime	5.25 %	8.50 %	-	5.00 %	November 1, 2026	2,500	2,469	2,469

PDS Biotechnology Corporation (2)(5)(12)	Biotechnology	Term Loan	13.25 %	Prime	5.75 %	9.75 %	-	3.75 %	September 1, 2026	10,000	9,701	9,701
		Term Loan	13.25 %	Prime	5.75 %	9.75 %	-	3.75 %	September 1, 2026	3,750	3,697	3,697
		Term Loan	13.25 %	Prime	5.75 %	9.75 %	-	3.75 %	September 1, 2026	3,750	3,697	3,697
Provivi, Inc. (2)(12)	Biotechnology	Term Loan	12.67 %	Libor	8.50 %	9.50 %	-	5.50 %	December 1, 2024	4,667	4,597	4,597
		Term Loan	12.67 %	Libor	8.50 %	9.50 %	-	5.50 %	December 1, 2024	4,667	4,597	4,597
		Term Loan	12.67 %	Libor	8.50 %	9.50 %	-	5.50 %	December 1, 2024	2,333	2,280	2,280
		Term Loan	12.67 %	Libor	8.50 %	9.50 %	-	5.50 %	December 1, 2024	2,333	2,280	2,280
		Term Loan	12.67 %	Libor	8.50 %	9.50 %	-	5.50 %	December 1, 2024	2,333	2,274	2,274
		Term Loan	12.67 %	Libor	8.50 %	9.50 %	-	5.50 %	December 1, 2024	2,333	2,274	2,274
		Term Loan	12.67 %	Libor	8.50 %	9.50 %	-	5.50 %	December 1, 2024	2,333	2,274	2,274
Stealth Biotherapeutics Inc. (2)(12)	Biotechnology	Term Loan	13.00 %	Prime	5.50 %	8.75 %	-	6.00 %	October 1, 2025	5,000	4,914	4,914
		Term Loan	13.00 %	Prime	5.50 %	8.75 %	-	6.00 %	October 1, 2025	2,500	2,457	2,457
Aerobiotix, LLC (2)(12)	Medical Device	Term Loan	13.75 %	Prime	6.25 %	9.50 %	-	6.00 %	April 1, 2026	2,500	2,463	2,364
		Term Loan	13.75 %	Prime	6.25 %	9.50 %	-	6.00 %	April 1, 2026	2,500	2,463	2,364
Canary Medical Inc. (2)(12)	Medical Device	Term Loan	12.75 %	Prime	5.75 %	9.00 %	-	7.00 %	November 1, 2024	2,500	2,475	2,475
		Term Loan	12.75 %	Prime	5.75 %	9.00 %	-	7.00 %	November 1, 2024	2,500	2,489	2,489
		Term Loan	12.75 %	Prime	5.75 %	9.00 %	-	7.00 %	November 1, 2024	2,500	2,473	2,473
Ceribell, Inc. (2)(12)	Medical Device	Term Loan	10.50 %	Prime	3.50 %	8.25 %	-	5.50 %	October 1, 2024	5,000	4,973	4,973
		Term Loan	10.50 %	Prime	3.50 %	8.25 %	-	5.50 %	October 1, 2024	5,000	4,973	4,973
		Term Loan	10.50 %	Prime	3.50 %	8.25 %	-	5.50 %	October 1, 2024	2,500	2,478	2,478
		Term Loan	10.50 %	Prime	3.50 %	8.25 %	-	5.50 %	October 1, 2024	2,500	2,478	2,478
Cognoa, Inc. (2)(12)	Medical Device	Term Loan	13.00 %	Prime	5.50 %	8.75 %	-	6.00 %	August 1, 2026	2,500	2,466	2,466
		Term Loan	13.00 %	Prime	5.50 %	8.75 %	-	6.00 %	August 1, 2026	5,000	4,932	4,932
Conventus Orthopaedics, Inc. (2)(12)	Medical Device	Term Loan	12.17 %	Libor	8.00 %	9.25 %	-	10.36 %	July 1, 2025	3,960	3,898	3,898
		Term Loan	12.17 %	Libor	8.00 %	9.25 %	-	10.36 %	July 1, 2025	3,960	3,898	3,898

See Notes to Consolidated Financial Statements

Horizon Technology Finance Corporation and Subsidiaries

Consolidated Schedule of Investments

December 31, 2021 2022

(Dollars in thousands)

Portfolio	Type of Cash											Type of Cash								
Company (1)	Sector	Investment	Rate	Index	Margin	Floor	Ceiling	ETP (10)	Maturity Date	Principal Amount	Cost of Investments (6)(9)	Fair Value (9)	Sector	Investment	Rate	Index	Margin	Floor	Ceiling	ETP (10)
(3)		(7)	(4)					(10)	Date	Amount	(6)(9)	Value (9)		(7)	(4)					(10)
Corinth																				
Medtech, Inc. (2)(12)	Medical Device	Term Loan	12.25 %	Prime	5.25 %	8.50 %	-	20.00 %						Term Loan	12.25 %	Prime	5.25 %	8.50 %	-	20.00 %
		Term Loan	12.25 %	Prime	5.25 %	8.50 %	-	20.00 %						Term Loan	12.25 %	Prime	5.25 %	8.50 %	-	20.00 %
CSA Medical, Inc. (2)(12)	Medical Device	Term Loan	12.37 %	Libor	8.20 %	10.00 %	-	5.00 %						Term Loan	12.37 %	Libor	8.20 %	10.00 %	-	5.00 %
		Term Loan	12.37 %	Libor	8.20 %	10.00 %	-	5.00 %						Term Loan	12.37 %	Libor	8.20 %	10.00 %	-	5.00 %
		Term Loan	12.37 %	Libor	8.20 %	10.00 %	-	5.00 %						Term Loan	12.37 %	Libor	8.20 %	10.00 %	-	5.00 %
Embody, Inc. (2)(12)	Medical Device	Term Loan	9.75 %	Prime	6.50 %	9.75 %	-	28.00 %	August 1, 2026	2,500	2,457	2,457	Medical Device	Term Loan	14.00 %	Prime	6.50 %	9.75 %	-	28.00 %

InfoBionic, Inc. (2)(12)	Medical Device	Term Loan	9.50 % Prime	6.25 %	9.50 %	-	4.00 %	October 1, 2024	3,500	3,397	3,397	Medical Device	Term Loan	13.25 % Prime	6.25 %	9.50 %	-	4.00 %
		Term Loan	9.50 % Prime	6.25 %	9.50 %	-	4.00 %	June 1, 2025	1,000	963	963							
MacuLogix, Inc. (2)(12)(13)	Medical Device	Term Loan	10.08 % Libor	7.68 %	10.08 %	-	6.00 %	September 1, 2023	7,500	7,447	4,481							
		Term Loan	10.08 % Libor	7.68 %	10.08 %	-	6.00 %	September 1, 2023	4,050	4,022	2,420		Term Loan	13.25 % Prime	6.25 %	9.50 %	-	4.00 %
Magnolia Medical Technologies, Inc. (2)(12)	Medical Device	Term Loan	9.75 % Prime	5.00 %	9.75 %	-	4.00 %	March 1, 2025	5,000	4,952	4,952	Medical Device	Term Loan	12.00 % Prime	5.00 %	9.75 %	-	4.00 %
		Term Loan	9.75 % Prime	5.00 %	9.75 %	-	4.00 %	March 1, 2025	5,000	4,952	4,952		Term Loan	12.00 % Prime	5.00 %	9.75 %	-	4.00 %
		Term Loan	9.75 % Prime	5.00 %	9.75 %	-	4.00 %	March 1, 2025	5,000	4,944	4,944		Term Loan	12.00 % Prime	5.00 %	9.75 %	-	4.00 %
		Term Loan	9.75 % Prime	5.00 %	9.75 %	-	4.00 %	March 1, 2025	5,000	4,944	4,944		Term Loan	12.00 % Prime	5.00 %	9.75 %	-	4.00 %
Robin Healthcare, Inc. (2)(12)													Term Loan	12.50% Prime	5.00%	9.75%	-	4.00%
													Term Loan	12.50% Prime	5.00%	9.75%	-	4.00%
Scientia Vascular, Inc. (2)(12)												Medical Device	Term Loan	11.75% Prime	4.75%	8.50%	-	5.00%
													Term Loan	11.75 % Prime	4.75 %	8.50 %	-	5.00 %
Sonex Health, Inc. (2)(12)	Medical Device	Term Loan	9.25 % Prime	6.00 %	9.25 %	-	5.00 %	June 1, 2024	2,500	2,391	2,391	Medical Device	Term Loan	13.50 % Prime	6.50 %	9.75 %	-	8.00 %
		Term Loan	9.25 % Prime	6.00 %	9.25 %	-	5.00 %	June 1, 2024	2,500	2,472	2,472		Term Loan	13.50 % Prime	6.50 %	9.75 %	-	8.00 %
		Term Loan	9.25 % Prime	6.00 %	9.25 %	-	5.00 %	June 1, 2024	2,500	2,472	2,472		Term Loan	13.50 % Prime	6.50 %	9.75 %	-	8.00 %
													Term Loan	13.50 % Prime	6.50 %	9.75 %	-	8.00 %
													Term Loan	13.50 % Prime	6.50 %	9.75 %	-	8.00 %
Spineology, Inc. (2)(12)	Medical Device	Term Loan	10.25 % Prime	7.00 %	10.25 %	-	1.00 %	October 1, 2025	5,000	4,928	4,928	Medical Device	Term Loan	14.50 % Prime	7.00 %	10.25 %	-	1.00 %
													Term Loan	14.50 % Prime	7.00 %	10.25 %	-	1.00 %
Swift Health Systems Inc. (2)(12)												Medical Device	Term Loan	12.25% Prime	5.25%	9.00%	-	5.00%
													Term Loan	12.25 % Prime	5.25 %	9.00 %	-	5.00 %

Total	Non-Affiliate	Debt											Total	Non-Affiliate	Debt			
Investments	Investments	— Life Science											Investments	— Life Science				
—	Life Science																	
Non-Affiliate																		
Debt																		
Investments																		
—																		
Sustainability																		
— 18.8% (8)																		
LiquiGlide, Inc. (2)(12)	Other Sustainability	Term Loan	9.50 % Prime	6.25 %	9.50 %	-	5.00 %	January 1, 2025	2,000	1,928	1,928							
Nexii Building Solutions, Inc. (2)(12)	Other Sustainability	Term Loan	10.25 % Prime	7.00 %	10.25 %	-	2.50 %	September 1, 2025	7,500	7,322	7,322							
Non-Affiliate																		
Debt																		
Investments																		
—																		
Sustainability																		
— 26.3% (8)																		
Aerofarms, Inc. (2)(12)	Other Sustainability	Term Loan	14.25 % Prime	6.75 %	10.00 %	-	3.00 %											
		Term Loan	14.25 % Prime	6.75 %	10.00 %	-	3.00 %											
Nexii Building Solutions, Inc. (2)(12)(14)	Other Sustainability	Term Loan	14.50 % Prime	7.00 %	10.25 %	-	2.50 %											
		Term Loan	14.50 % Prime	7.00 %	10.25 %	-	2.50 %											
		Term Loan	14.50 % Prime	7.00 %	10.25 %	-	2.50 %											
		Term Loan	14.50 % Prime	7.00 %	10.25 %	-	2.50 %											
		Term Loan	14.50 % Prime	7.00 %	10.25 %	-	2.50 %											
Soli Organic, Inc. (2)(12)	Other Sustainability	Term Loan	14.25 % Prime	6.75 %	10.00 %	-	2.75 %											
		Term Loan	14.25 % Prime	6.75 %	10.00 %	-	2.75 %											
		Term Loan	14.25 % Prime	6.75 %	10.00 %	-	2.75 %											
		Term Loan	14.25 % Prime	6.75 %	10.00 %	-	2.75 %											
Temperpack Technologies, Inc. (2)(12)	Other Sustainability	Term Loan	13.00 % Prime	5.50 %	10.00 %	-	2.75 %											
		Term Loan	13.00 % Prime	5.50 %	10.00 %	-	2.75 %											
		Term Loan	10.00 % Prime	6.75 %	10.00 %	-	2.50 %											
		Term Loan	10.00 % Prime	6.75 %	10.00 %	-	2.50 %											

REFINITIV 

Clara Foods Co. (2)(12)	Consumer-related Technologies	Term Loan	9.00 % Prime	5.75 %	9.00 %	-	5.50 %	August 1, 2025	2,500	2,476	2,476
		Term Loan	9.00 % Prime	5.75 %	9.00 %	-	5.50 %	August 1, 2025	2,500	2,476	2,476
Interior Define, Inc. (2)(12)	Consumer-related Technologies	Term Loan	9.75 % Prime	6.50 %	9.75 %	-	4.00 %	January 1, 2026	6,500	6,397	6,397
		Term Loan	12.75 % Prime	5.75 %	9.00 %	-	5.50 %				

See Notes to Consolidated Financial Statements

103

Horizon Technology Finance Corporation and Subsidiaries

Consolidated Schedule of Investments

December 31, 2021 2022

(Dollars in thousands)

Portfolio Company (1) (3)	Sector	Type of Investment	Cash Rate	Index	Margin	Floor	Ceiling	ETP (10)	Maturity Date	Principal Amount	Cost of Investments (6)(9)	Fair Value (9)	Sector	Type of Investment	Cash Rate	Index	Margin	Floor	Ceiling	ETP (10)	Maturity Date
		(7)	(4)											(7)	(4)						
Divergent Technologies, Inc. (2)(12)	Consumer-related Technologies	Term Loan	11.25 % Prime		6.00 %	9.50 %	11.25 %	3.00 %	July 2022				Consumer-related Technologies	Term Loan	11.25 % Prime		6.00 %	9.50 %	11.25 %	3.00 %	July 2022
		Term Loan	11.25 % Prime		6.00 %	9.50 %	11.25 %	3.00 %	July 2022					Term Loan	11.25 % Prime		6.00 %	9.50 %	11.25 %	3.00 %	July 2022
		Term Loan	11.25 % Prime		6.00 %	9.50 %	11.25 %	3.00 %	July 2022					Term Loan	11.25 % Prime		6.00 %	9.50 %	11.25 %	3.00 %	July 2022
		Term Loan	11.25 % Prime		6.00 %	9.50 %	11.25 %	3.00 %	July 2022					Term Loan	11.25 % Prime		6.00 %	9.50 %	11.25 %	3.00 %	July 2022
		Term Loan	11.25 % Prime		6.00 %	9.50 %	11.25 %	3.00 %	July 2022					Term Loan	11.25 % Prime		6.00 %	9.50 %	11.25 %	3.00 %	July 2022
		Term Loan	11.25 % Prime		6.00 %	9.50 %	11.25 %	3.00 %	Jan 2022					Term Loan	11.25 % Prime		6.00 %	9.50 %	11.25 %	3.00 %	Jan 2022
		Term Loan	11.25 % Prime		6.00 %	9.50 %	11.25 %	3.00 %	Jan 2022					Term Loan	11.25 % Prime		6.00 %	9.50 %	11.25 %	3.00 %	Jan 2022
		Term Loan	11.25 % Prime		6.00 %	9.50 %	11.25 %	3.00 %	Jan 2022					Term Loan	11.25 % Prime		6.00 %	9.50 %	11.25 %	3.00 %	Jan 2022
Havenly, Inc. (2)(12)	Consumer-related Technologies	Term Loan	12.50 % Prime		5.00 %	5.00 %	-	4.00 %	Mar 2022				Consumer-related Technologies	Term Loan	12.50 % Prime		5.00 %	5.00 %	-	4.00 %	Mar 2022
		Term Loan	12.50 % Prime		5.00 %	5.00 %	-	4.00 %	Mar 2022					Term Loan	12.50 % Prime		5.00 %	5.00 %	-	4.00 %	Mar 2022
		Term Loan	11.00 % Prime		3.50 %	10.50 %	-	7.78 %	Feb 1, 2022					Term Loan	11.00 % Prime		3.50 %	10.50 %	-	7.78 %	Feb 1, 2022
		Term Loan	11.00 % Prime		3.50 %	10.50 %	-	7.78 %	Feb 1, 2022					Term Loan	11.00 % Prime		3.50 %	10.50 %	-	7.78 %	Feb 1, 2022
Interior Define, Inc. (2)(12)(13)	Consumer-related Technologies	Term Loan	13.50 % Prime		6.50 %	9.75 %	-	4.00 %	Jan 2022				Consumer-related Technologies	Term Loan	13.50 % Prime		6.50 %	9.75 %	-	4.00 %	Jan 2022
		Term Loan	9.75 % Prime		6.50 %	9.75 %	-	4.00 %	Jan 2026	6,000	5,775	5,775		Term Loan	13.50 % Prime		6.50 %	9.75 %	-	4.00 %	Jan 2022

Lyrical Foods, Inc. (2)(12)	Consumer-related Technologies	Term Loan	10.00 % Prime	6.75 %	10.00 %	-	9.75 %	January 1, 2024	2,500	2,480	2,480	Consumer-related Technologies	Term Loan	10.00 % Prime	6.75 %	10.00 %	-	-	Sep 1, 2025
												Consumer-related Technologies	Term Loan	14.25% Prime	6.75%	10.00%	-	3.00%	Oct 2025
MyForest Foods Co. (2)(12)												Consumer-related Technologies	Term Loan	14.25 % Prime	6.75 %	10.00 %	-	3.00 %	Oct 2, 2025
												Consumer-related Technologies	Term Loan	12.75 % Prime	5.75 %	9.00 %	-	2.00 %	Dec 30, 2025
NextCar Holding Company, Inc. (2)(12)	Consumer-related Technologies	Term Loan	9.00 % Prime	5.75 %	9.00 %	-	10.10 %	January 1, 2026	5,000	4,935	4,935	Consumer-related Technologies	Term Loan	12.75 % Prime	5.75 %	9.00 %	-	2.00 %	Dec 30, 2025
												Consumer-related Technologies	Term Loan	12.75 % Prime	5.75 %	9.00 %	-	2.00 %	Dec 30, 2025
												Consumer-related Technologies	Term Loan	12.75 % Prime	5.75 %	9.00 %	-	2.00 %	Dec 30, 2025
												Consumer-related Technologies	Term Loan	12.75 % Prime	5.75 %	9.00 %	-	2.00 %	Dec 30, 2025
												Consumer-related Technologies	Term Loan	12.75 % Prime	5.75 %	9.00 %	-	2.00 %	Dec 30, 2025
												Consumer-related Technologies	Term Loan	12.75 % Prime	5.75 %	9.00 %	-	2.00 %	Dec 30, 2025
												Consumer-related Technologies	Term Loan	12.75 % Prime	5.75 %	9.00 %	-	2.00 %	Dec 30, 2025
												Consumer-related Technologies	Term Loan	12.75 % Prime	5.75 %	9.00 %	-	2.00 %	Dec 30, 2025
												Consumer-related Technologies	Term Loan	12.75 % Prime	5.75 %	9.00 %	-	2.00 %	Dec 30, 2025
												Consumer-related Technologies	Term Loan	12.75 % Prime	5.75 %	9.00 %	-	2.00 %	Dec 30, 2025
												Consumer-related Technologies	Term Loan	12.75 % Prime	5.75 %	9.00 %	-	2.00 %	Dec 30, 2025
												Consumer-related Technologies	Term Loan	12.75 % Prime	5.75 %	9.00 %	-	2.00 %	Dec 30, 2025
												Consumer-related Technologies	Term Loan	12.75 % Prime	5.75 %	9.00 %	-	2.00 %	Dec 30, 2025
												Consumer-related Technologies	Term Loan	12.75 % Prime	5.75 %	9.00 %	-	2.00 %	Dec 30, 2025
												Consumer-related Technologies	Term Loan	12.75 % Prime	5.75 %	9.00 %	-	2.00 %	Dec 30, 2025
												Consumer-related Technologies	Term Loan	12.75 % Prime	5.75 %	9.00 %	-	2.00 %	Dec 30, 2025
												Consumer-related Technologies	Term Loan	12.75 % Prime	5.75 %	9.00 %	-	2.00 %	Dec 30, 2025
												Consumer-related Technologies	Term Loan	12.75 % Prime	5.75 %	9.00 %	-	2.00 %	Dec 30, 2025
												Consumer-related Technologies	Term Loan	12.75 % Prime	5.75 %	9.00 %	-	2.00 %	Dec 30, 2025
												Consumer-related Technologies	Term Loan	12.75 % Prime	5.75 %	9.00 %	-	2.00 %	Dec 30, 2025
												Consumer-related Technologies	Term Loan	12.75 % Prime	5.75 %	9.00 %	-	2.00 %	Dec 30, 2025
												Consumer-related Technologies	Term Loan	12.75 % Prime	5.75 %	9.00 %	-	2.00 %	Dec 30, 2025
												Consumer-related Technologies	Term Loan	12.75 % Prime	5.75 %	9.00 %	-	2.00 %	Dec 30, 2025
												Consumer-related Technologies	Term Loan	12.75 % Prime	5.75 %	9.00 %	-	2.00 %	Dec 30, 2025
												Consumer-related Technologies	Term Loan	12.75 % Prime	5.75 %	9.00 %	-	2.00 %	Dec 30, 2025
												Consumer-related Technologies	Term Loan	12.75 % Prime	5.75 %	9.00 %	-	2.00 %	Dec 30, 2025
												Consumer-related Technologies	Term Loan	12.75 % Prime	5.75 %	9.00 %	-	2.00 %	Dec 30, 2025
												Consumer-related Technologies	Term Loan	12.75 % Prime	5.75 %	9.00 %	-	2.00 %	Dec 30, 2025
												Consumer-related Technologies	Term Loan	12.75 % Prime	5.75 %	9.00 %	-	2.00 %	Dec 30, 2025
												Consumer-related Technologies	Term Loan	12.75 % Prime	5.75 %	9.00 %	-	2.00 %	Dec 30, 2025
												Consumer-related Technologies	Term Loan	12.75 % Prime	5.75 %	9.00 %	-	2.00 %	Dec 30, 2025
												Consumer-related Technologies	Term Loan	12.75 % Prime	5.75 %	9.00 %	-	2.00 %	Dec 30, 2025
												Consumer-related Technologies	Term Loan	12.75 % Prime	5.75 %	9.00 %	-	2.00 %	Dec 30, 2025
												Consumer-related Technologies	Term Loan	12.75 % Prime	5.75 %	9.00 %	-	2.00 %	Dec 30, 2025
												Consumer-related Technologies	Term Loan	12.75 % Prime	5.75 %	9.00 %	-	2.00 %	Dec 30, 2025
												Consumer-related Technologies	Term Loan	12.75 % Prime	5.75 %	9.00 %	-	2.00 %	Dec 30, 2025
												Consumer-related Technologies	Term Loan	12.75 % Prime	5.75 %	9.00 %	-	2.00 %	Dec 30, 2025
												Consumer-related Technologies	Term Loan	12.75 % Prime	5.75 %	9.00 %	-	2.00 %	Dec 30, 2025
												Consumer-related Technologies	Term Loan	12.75 % Prime	5.75 %	9.00 %	-	2.00 %	Dec 30, 2025
												Consumer-related Technologies	Term Loan	12.75 % Prime	5.75 %	9.00 %	-	2.00 %	Dec 30, 2025
												Consumer-related Technologies	Term Loan	12.75 % Prime	5.75 %	9.00 %	-	2.00 %	Dec 30, 2025
												Consumer-related Technologies	Term Loan	12.75 % Prime	5.75 %	9.00 %	-	2.00 %	Dec 30, 2025
												Consumer-related Technologies	Term Loan	12.75 % Prime	5.75 %	9.00 %	-	2.00 %	Dec 30, 2025
												Consumer-related Technologies	Term Loan	12.75 % Prime	5.75 %	9.00 %	-	2.00 %	Dec 30, 2025
												Consumer-related Technologies	Term Loan	12.75 % Prime	5.75 %	9.00 %	-	2.00 %	Dec 30, 2025
												Consumer-related Technologies	Term Loan	12.75 % Prime	5.75 %	9.00 %	-	2.00 %	Dec 30, 2025
												Consumer-related Technologies	Term Loan	12.75 % Prime	5.75 %	9.00 %	-	2.00 %	Dec 30, 2025
												Consumer-related Technologies	Term Loan	12.75 % Prime	5.75 %	9.00 %	-	2.00 %	Dec 30, 2025
												Consumer-related Technologies	Term Loan	12.75 % Prime	5.75 %	9.00 %	-	2.00 %	Dec 30, 2025
												Consumer-related Technologies	Term Loan	12.75 % Prime	5.75 %	9.00 %	-	2.00 %	Dec 30, 2025
												Consumer-related Technologies	Term Loan	12.75 % Prime	5.75 %	9.00 %	-	2.00 %	Dec 30, 2025
												Consumer-related Technologies	Term Loan	12.75 % Prime	5.75 %	9.00 %	-	2.00 %	Dec 30, 2025
												Consumer-related Technologies	Term Loan	12.75 % Prime	5.75 %	9.00 %	-	2.00 %	Dec 30, 2025
												Consumer-related Technologies	Term Loan	12.75 % Prime	5.75 %	9.00 %	-	2.00 %	Dec 30, 2025
												Consumer-related Technologies	Term Loan	12.75 % Prime	5.75 %	9.00 %	-	2.00 %	Dec 30, 2025
												Consumer-related Technologies	Term Loan	12.75 % Prime	5.75 %	9.00 %	-	2.00 %	Dec 30, 2025
												Consumer-related Technologies	Term Loan	12.75 % Prime	5.75 %	9.00 %	-	2.00 %	Dec 30, 2025
												Consumer-related Technologies	Term Loan	12.75 % Prime	5.75 %	9.00 %	-	2.00 %	Dec 30, 2025
												Consumer-related Technologies	Term Loan	12.75 % Prime	5.75 %	9.00 %	-	2.00 %	Dec 30, 2025
												Consumer-related Technologies	Term Loan	12.75 % Prime	5.75 %	9.00 %	-		

			Term Loan	9.50 % Prime	6.25 %	9.50 %	-	4.00 %	September 1, 2024	5,000	4,924	4,924			Term Loan	13.25 % Prime	6.25 %	9.50 %	-	4.00 %	Sep 1, 2024
			Term Loan	9.50 % Prime	6.25 %	9.50 %	-	4.00 %	September 1, 2024	2,500	2,459	2,459			Term Loan	13.25 % Prime	6.25 %	9.50 %	-	4.00 %	Sep 1, 2024
			Term Loan	9.50 % Prime	6.25 %	9.50 %	-	4.00 %	September 1, 2024	2,500	2,459	2,459			Term Loan	13.25% Prime	6.25%	9.50%	-	4.00%	Sep 1, 2024
			Term Loan	9.50 % Prime	6.25 %	9.50 %	-	4.00 %	September 1, 2024	2,500	2,414	2,414			Term Loan	13.25% Prime	6.25%	9.50%	-	4.00%	Sep 1, 2024
Branded																					
Online, Inc. (2)(12)	Software	Term Loan	9.50 % Prime	6.25 %	9.50 %	-	6.00 %	September 1, 2026	5,000	4,719	4,719										
		Term Loan	9.50 % Prime	6.25 %	9.50 %	-	6.00 %	November 1, 2026	2,500	2,355	2,355										
		Term Loan	9.50 % Prime	6.25 %	9.50 %	-	-	July 1, 2023	5,000	5,000	5,000										
BriteCore Holdings, Inc. (2)(12)	Software	Term Loan	10.50 % Prime	7.25 %	10.50 %	-	4.00 %	October 1, 2024	2,500	2,481	2,481		Software	Term Loan	13.75 % Prime	6.75 %	10.00 %	-	5.00 %		Mar 2, 2024
		Term Loan	10.50 % Prime	7.25 %	10.50 %	-	4.00 %	October 1, 2024	2,500	2,481	2,481			Term Loan	13.75 % Prime	6.75 %	10.00 %	-	5.00 %		Mar 2, 2024
Decisyon, Inc. (12)	Software	Term Loan	12.68 % Prime	9.23 %	12.68 %	-	50.43 %	January 1, 2023	3,470	3,470	3,470		Software	Term Loan	16.93 % Prime	9.43 %	12.68 %	-	50.43 %		Dec 31, 2023
Dropoff, Inc. (2)(12)	Software	Term Loan	9.75 % Prime	6.50 %	9.75 %	-	3.50 %	April 1, 2026	6,500	6,087	6,087		Software	Term Loan	14.00 % Prime	6.50 %	9.75 %	-	3.50 %		Apr 2, 2026
		Term Loan	9.75 % Prime	6.50 %	9.75 %	-	3.50 %	April 1, 2026	6,000	5,816	5,816			Term Loan	14.00 % Prime	6.50 %	9.75 %	-	3.50 %		Apr 2, 2026
E La Carte, Inc. (2)(12)	Software	Term Loan	9.75 % Prime	6.50 %	9.75 %	-	4.00 %	October 1, 2025	3,000	2,937	2,937										
														Term Loan	14.00% Prime	6.50%	9.75%	-	3.50%	Aug 2024	
Engage3, LLC (2)(12)													Software	Term Loan	13.25% Prime	6.25%	9.75%	-	4.50%	July 2024	
														Term Loan	13.25% Prime	6.25%	9.75%	-	4.50%	July 2024	
														Term Loan	13.25% Prime	6.25%	9.75%	-	4.50%	July 2024	
Groundspeed Analytics, Inc. (2)(12)													Software	Term Loan	13.00 % Prime	5.50 %	11.00 %	18.00 %	3.00 %	Dec 1, 2024	
														Term Loan	13.00% Prime	5.50%	11.00%	18.00%	3.00%	Dec 1, 2024	
Kodiak Robotics, Inc. (2)(12)													Software	Term Loan	13.00% Prime	5.50%	10.25%	-	4.00%	Apr 2024	
														Term Loan	13.00% Prime	5.50%	10.25%	-	4.00%	Apr 2024	
														Term Loan	13.00% Prime	5.50%	10.25%	-	4.00%	Apr 2024	
													Software	Term Loan	14.00% Prime	6.50%	9.75%	-	2.50%	Mar 2024	
Lemongrass Holdings, Inc. (2)(12)														Term Loan	14.00% Prime	6.50%	9.75%	-	2.50%	Mar 2024	
														Term Loan	14.00% Prime	6.50%	9.75%	-	2.50%	Mar 2024	

Hound Labs inc. (2)(12)											Diagnostics	Term Loan	13.50 % Prime	6.00 %	9.25 %	-	3.50 %	June 2021
												Term Loan	13.50% Prime	6.00%	9.25%	-	3.50%	June 2021
												Term Loan	13.50% Prime	6.00%	9.25%	-	3.50%	June 2021
Secure Transfusion Services, Inc. (2)(12)(13)											Other Healthcare	Term Loan	13.25% Prime	5.75%	9.00%	-	4.00%	October 2021
												Term Loan	13.25% Prime	5.75%	9.00%	-	4.00%	December 31, 2021
BrightInsight, Inc. (2)(12)											Software	Term Loan	12.50 % Prime	5.50 %	9.50 %	-	3.00 %	August 2021
												Term Loan	12.50% Prime	5.50%	9.50%	-	3.00%	August 2021
												Term Loan	12.50% Prime	5.50%	9.50%	-	3.00%	August 2021
Total Non-Affiliate Debt Investments — Healthcare information and services																		
Total Non-Affiliate Debt Investments																		

See Notes to Consolidated Financial Statements

104

Horizon Technology Finance Corporation and Subsidiaries

Consolidated Schedule of Investments

December 31, 2021 2022

(Dollars in thousands)

Portfolio Company (1)(3)	Sector	Type of Investment (7)	Number of Shares	Cost of	Fair	Sector	Type of	Number of	Cost of	Fair
				Investments (6)(9)	Value (9)		Investment (7)		Shares (6)(9)	Value (9)
Non-Affiliate Warrant Investments — 8.2% (8)										
Non-Affiliate Warrants — Life Science — 1.0% (8)										
Non-Affiliate Warrant Investments — 9.4% (8)										
Non-Affiliate Warrants — Life Science — 3.1% (8)										
Avalo Therapeutics, Inc. (2)(5)(12)	Biotechnology	Common Stock Warrant	317,306	311	27	Biotechnology	Common Stock Warrant	26,442	311	—
Castle Creek Pharmaceuticals, Inc. (2)(12)	Biotechnology	Preferred Stock Warrant	2,428	142	148					
Castle Creek Biosciences, Inc. (2)(12)						Biotechnology	Preferred Stock Warrant	7,404	214	335

Corvium, Inc. (2)(12)	Biotechnology	Preferred Stock Warrant	661,956	54	—	Preferred			
						Biotechnology Stock	661,956	53	—
Emalex Biosciences, Inc. (2)(12)	Biotechnology	Preferred Stock Warrant	92,002	139	162	Preferred			
						Biotechnology Stock	110,402	176	263
Evelo Biosciences, Inc. (2)(5)(12)						Warrant			
						Common			
F-Star Therapeutics, Inc. (2)(5)(12)	Biotechnology	Common Stock Warrant	21,120	36	3	Biotechnology Stock	463,915	126	125
						Warrant			
Imunon, Inc. (fka Celsion Corporation) (2)(5)(12)	Biotechnology	Common Stock Warrant	295,053	65	1	Common			
						Biotechnology Stock	21,120	35	—
IMV Inc. (2)(5)(12)	Biotechnology	Common Stock Warrant	284,090	64	64	Warrant			
LogicBio, Inc. (2)(5)(12)	Biotechnology	Common Stock Warrant	7,843	8	—				
Greenlight Biosciences, Inc. (2)(5)(12)						Common			
						Biotechnology Stock	47,452	366	—
Imunon, Inc. (2)(5)(12)						Warrant			
						Common			
IMV Inc. (2)(5)(12)(14)						Biotechnology Stock	16,502	66	—
						Warrant			
KSQ Therapeutics, Inc. (2) (12)						Common			
						Biotechnology Stock	39,774	67	—
						Warrant			
						Preferred			
Mustang Bio, Inc. (2)(5)(12)	Biotechnology	Common Stock Warrant	252,161	146	5	Biotechnology Stock	48,077	51	60
						Warrant			
Native Microbials, Inc (2) (12)						Common			
						Biotechnology Stock	252,161	146	—
PDS Biotechnology Corporation (2)(5)(12)						Warrant			
						Preferred			
Provivi, Inc. (2)(12)	Biotechnology	Preferred Stock Warrant	164,608	278	519	Biotechnology Stock	103,679	64	162
Rocket Pharmaceuticals Corporation (5)(12)	Biotechnology	Common Stock Warrant	7,051	17	9	Warrant			
						Common			
Stealth Biotherapeutics Inc. (2)(5)(12)	Biotechnology	Common Stock Warrant	795,455	264	45	Biotechnology Stock	7,051	17	14
Strongbridge U.S. Inc. (2)(5)(12)	Biotechnology	Common Stock Warrant	160,714	72	110	Warrant			
Stealth Biotherapeutics Inc. (2)(12)						Common			
						Biotechnology Stock	299,848	160	3,024
vTV Therapeutics Inc. (2)(5)(12)	Biotechnology	Common Stock Warrant	95,293	44	—	Warrant			
						Common			
Xeris Pharmaceuticals, Inc. (2)(5)(12)						Biotechnology Stock	203,017	399	648
						Warrant			

AccuVein Inc. (2)(12)	Medical Device	Common Stock Warrant	1,175	24	—	Medical Device	Common Stock Warrant	1,175	24	—
Aerin Medical, Inc. (2)(12)	Medical Device	Preferred Stock Warrant	1,818,183	66	463	Medical Device	Preferred Stock Warrant	1,818,183	64	1,200
Aerobiotix, LLC (2)(12)						Medical Device	Preferred Stock Warrant	27,330	48	31
Canary Medical Inc. (2)(12)	Medical Device	Preferred Stock Warrant	7,292	53	45	Medical Device	Preferred Stock Warrant	12,153	84	1,864
Ceribell, Inc. (2)(12)	Medical Device	Preferred Stock Warrant	134,299	61	172	Medical Device	Preferred Stock Warrant	145,483	69	209
Cognoa, Inc. (2)(12)						Medical Device	Preferred Stock Warrant	775,000	148	179
Conventus Orthopaedics, Inc. (2)(12)	Medical Device	Preferred Stock Warrant	6,361,111	149	169	Medical Device	Preferred Stock Warrant	7,972,222	221	226
CSA Medical, Inc. (2)(12)	Medical Device	Preferred Stock Warrant	1,375,727	154	108	Medical Device	Preferred Stock Warrant	1,375,727	153	150
CVRx, Inc. (2)(5)(12)	Medical Device	Common Stock Warrant	47,410	80	90	Medical Device	Common Stock Warrant	47,410	76	394
Infobionic, Inc. (2)(12)	Medical Device	Preferred Stock Warrant	317,647	124	121	Medical Device	Preferred Stock Warrant	317,647	124	113
MacuLogix, Inc. (2)(12)	Medical Device	Preferred Stock Warrant	454,460	238	—					
Magnolia Medical Technologies, Inc. (2)(12)	Medical Device	Preferred Stock Warrant	441,780	91	112	Medical Device	Preferred Stock Warrant	809,931	194	385
Meditrina, Inc. (2)(12)	Medical Device	Preferred Stock Warrant	221,510	83	122	Medical Device	Preferred Stock Warrant	233,993	83	101
Robin Healthcare, Inc. (2)(12)						Medical Device	Preferred Stock Warrant	86,066	16	16
Scientia Vascular, Inc (2)(12)						Medical Device	Preferred Stock Warrant	19,662	40	46
Sonex Health, Inc. (2)(12)	Medical Device	Preferred Stock Warrant	484,250	77	75	Medical Device	Preferred Stock Warrant	605,313	98	123
VERO Biotech LLC (2)(12)	Medical Device	Preferred Stock Warrant	408	53	30	Medical Device	Preferred Stock Warrant	408	53	1
Swift Health Systems Inc. (2)(12)						Medical Device	Preferred Stock Warrant	135,484	71	83
Total Non-Affiliate Warrants — Life Science	Total Non-Affiliate Warrants — Life Science			2,893	2,600	Total Non-Affiliate Warrants — Life Science			4,197	9,792

Non-Affiliate Warrants — Sustainability — 0.4% (8)									
Non-Affiliate Warrants — Sustainability — 0.6% (8)									
Aerofarms, Inc. (2)(12)						Other Sustainability Warrant	Preferred Stock	201,537	61 74
LiquiGlide, Inc. (2)(12)	Other Sustainability	Common Stock Warrant	61,359	39	36	Other Sustainability Warrant	Common Stock	61,539	39 55
Nexii Building Solutions, Inc. (2)(12)	Other Sustainability	Common Stock Warrant	142,405	356	331				
Nexii Building Solutions, Inc. (2)(12)(14)						Other Sustainability Warrant	Common Stock	204,832	488 1,061
Soli Organic, Inc. (2)(12)						Other Sustainability Warrant	Preferred Stock	681	214 361
Temperpack Technologies, Inc. (2)(12)	Other Sustainability	Preferred Stock Warrant	48,756	107	552	Other Sustainability Warrant	Preferred Stock	35,906	126 268
Total Non-Affiliate Warrants — Sustainability	Total Non-Affiliate Warrants — Sustainability			502	919	Total Non-Affiliate Warrants — Sustainability			928 1,819

See Notes to Consolidated Financial Statements

105

Horizon Technology Finance Corporation and Subsidiaries

Consolidated Schedule of Investments

December 31, 2021 2022

(Dollars in thousands)

Portfolio Company (1)(3)	Sector	Type of Investment (7)	Number of Shares	Investments (6)(9)	Fair Value (9)	Sector	Type of Investment (7)	Number of Shares	Investments (6)(9)	Fair Value (9)
Non-Affiliate Warrants — Technology — 6.2% (8)										
Non-Affiliate Warrants — Technology — 5.1% (8)										
Axiom Space, Inc. (2)(12)	Communications	Common Warrant	Stock	1,991	45	42	Communications	Common Warrant	Stock	1,991 46 67
Intelepeer Holdings, Inc. (2)(12)	Communications	Preferred Warrant	Stock	2,936,535	140	3,141	Communications	Preferred Warrant	Stock	2,936,535 139 3,265
PebblePost, Inc. (2)(12)	Communications	Preferred Warrant	Stock	598,850	92	161	Communications	Preferred Warrant	Stock	598,850 92 173
Alula Holdings, Inc. (2)(12)	Consumer-related Technologies	Preferred Warrant	Stock	20,000	93	70	Consumer-related Technologies	Preferred Warrant	Stock	20,000 93 64
Aterian, Inc. (2)(5)(12)	Consumer-related Technologies	Common Warrant	Stock	76,923	195	1	Consumer-related Technologies	Common Warrant	Stock	76,923 195 —

Better Place Forests Co. (2)(12)	Consumer-related Technologies	Preferred Warrant	Stock	9,353	23	23	Consumer-related Technologies	Preferred Stock	10,690	26	—
Caastle, Inc. (2)(12)	Consumer-related Technologies	Preferred Warrant	Stock	268,591	68	823	Consumer-related Technologies	Preferred Stock	268,591	68	1,069
CAMP NYC, Inc. (2)(12)	Consumer-related Technologies	Preferred Warrant	Stock	17,605	22	22	Consumer-related Technologies	Preferred Stock	17,605	20	61
Clara Foods Co. (2)(12)	Consumer-related Technologies	Preferred Warrant	Stock	46,745	30	368	Consumer-related Technologies	Preferred Stock	46,745	30	125
Getaround, Inc. (2)(12)	Consumer-related Technologies	Preferred Warrant	Stock	651,040	450	367					
Divergent Technologies, Inc. (2)(12)							Consumer-related Technologies	Preferred Stock	31,966	56	233
Havenly, Inc. (2)(12)							Consumer-related Technologies	Common Stock	1,312,500	2,947	2,947
Interior Define, Inc. (2)(12)	Consumer-related Technologies	Preferred Warrant	Stock	553,710	103	103	Consumer-related Technologies	Preferred Stock	553,710	103	—
MyForest Foods Co. (2)(12)							Consumer-related Technologies	Preferred Stock	143	29	37
NextCar Holding Company, Inc. (2)(12)	Consumer-related Technologies	Preferred Warrant	Stock	310,463	47	47	Consumer-related Technologies	Preferred Stock	1,261,253	197	17
Optoro, Inc. (2)(12)							Consumer-related Technologies	Preferred Stock	6,600	104	104
Primary Kids, Inc. (2)(12)	Consumer-related Technologies	Preferred Warrant	Stock	553,778	57	51	Consumer-related Technologies	Preferred Stock	553,778	57	429
Quip NYC Inc. (2)(12)	Consumer-related Technologies	Preferred Warrant	Stock	6,191	324	503	Consumer-related Technologies	Preferred Stock	6,191	325	534
Unagi, Inc. (2)(12)	Consumer-related Technologies	Preferred Warrant	Stock	134,421	25	24	Consumer-related Technologies	Preferred Stock	171,081	32	22
Updater, Inc. (2)(12)	Consumer-related Technologies	Common Warrant	Stock	108,333	34	31					
Updater, Inc.(2)(12)							Consumer-related Technologies	Common Stock	108,333	34	42
CPG Beyond, Inc. (2)(12)	Data Storage	Preferred Warrant	Stock	500,000	242	859	Data Storage	Preferred Stock	500,000	242	909
Silk, Inc. (2)(12)	Data Storage	Preferred Common Warrant	and Stock	44,211,003	234	188	Data Storage	Preferred Stock	442,110	234	407

Global Worldwide LLC (2)(12)	Internet and Media	Preferred Warrant	Stock	245,810	75	6	Internet and Media	Preferred Stock	245,810	75	—
Rocket Lawyer Incorporated (2)(12)	Internet and Media	Preferred Warrant	Stock	261,721	92	741	Internet and Media	Preferred Stock	261,721	92	357
Skillshare, Inc. (2)(12)	Internet and Media	Preferred Warrant	Stock	139,074	162	2,403	Internet and Media	Preferred Stock	139,074	162	802
Liquid, Inc. (2)(12)	Networking	Preferred Warrant	Stock	344,102	364	938	Networking	Preferred Stock	344,102	364	243
Kinestral, Inc. (2)(12)	Power Management	Preferred Warrant	Stock	5,002,574	1,585	2,609					
Hallo, Inc. (2)(12)							Power Management	Preferred Stock	5,002,574	1,585	2,610
Avalanche Technology, Inc. (2)(12)	Semiconductors	Preferred Common Warrant	and Stock	6,753	101	—	Semiconductors	Preferred and Common Stock	6,081	56	—
Branded Online, Inc. (2)(12)	Software	Common Warrant	Stock	16,678	370	443					
BriteCore Holdings, Inc. (2)(12)	Software	Preferred Warrant	Stock	55,591	5	37	Software	Preferred Stock	77,828	21	69
Decisyon, Inc. (12)	Software	Common Warrant	Stock	82,967	46	—	Software	Common Stock	82,967	46	—
Dropoff, Inc. (2)(12)	Software	Common Warrant	Stock	482,283	397	395	Software	Common Stock	516,732	455	197
E La Carte, Inc. (2)(12)	Software	Preferred Warrant	Stock	181,947	61	53					
E La Carte, Inc. (2)(5)(12)							Software	Common Stock	147,361	60	3
Groundspeed Analytics, Inc. (2)(12)							Software	Preferred Stock	86,300	6	6
Kodiak Robotics, Inc. (2)(12)							Software	Preferred Stock	639,918	273	296
Lemongrass Holdings, Inc. (2)(12)							Software	Preferred Stock	101,308	34	41
Lotame Solutions, Inc. (2)(12)	Software	Preferred Warrant	Stock	288,115	23	276	Software	Preferred Stock	288,115	22	312
Lytics, Inc. (2)(12)	Software	Preferred Warrant	Stock	26,733	12	12	Software	Preferred Stock	80,197	40	44

Reputation Institute, Inc. (2)(12)	Software	Preferred Warrant	Stock	3,731	54	52	Software	Preferred Stock Warrant	3,731	56	39
Revinate Holdings, Inc. (2)(12)	Software	Preferred Warrant	Stock	615,475	44	66	Software	Preferred Stock Warrant	682,034	46	99
Riv Data Corp. (2)(12)	Software	Preferred Warrant	Stock	321,428	12	292	Software	Preferred Stock Warrant	321,428	12	296
SIGNiX, Inc. (12)	Software	Preferred Warrant	Stock	186,235	224	—	Software	Preferred Stock Warrant	186,235	225	—
Skyword, Inc. (12)	Software	Preferred Common Warrant	and Stock	301,055	49	4	Software	Preferred and Common Stock Warrants	301,055	48	1
Supply Network Visibility Holdings LLC (2)(12)	Software	Preferred Warrant	Stock	682	64	62					
							Software	Preferred Stock Warrant	309,208	123	133
							Software	Preferred Stock Warrant	682	64	83
Topia Mobility, Inc. (2)(12)	Software	Preferred Warrant	Stock	3,049,607	138	—	Software	Preferred Stock Warrant	3,049,607	138	—
xAd, Inc. (2)(12)	Software	Preferred Warrant	Stock	4,343,348	179	1	Software	Preferred Stock Warrant	4,343,348	177	12
Total Non-Affiliate Warrants — Technology	Total Non-Affiliate Warrants — Technology				6,281	15,214	Total Non-Affiliate Warrants — Technology				
Non-Affiliate Warrants — Healthcare information and services — 0.6% (8)											
IDbyDNA, Inc. (2)(12)	Diagnostics	Preferred Warrant	Stock	472,006	112	95					
Non-Affiliate Warrants — Healthcare information and services — 0.6% (8)							Non-Affiliate Warrants — Healthcare information and services — 0.6% (8)				
							Diagnostics	Preferred Stock Warrant	159,893	47	54
Kate Farms, Inc. (2)(12)	Other Healthcare	Preferred Warrant	Stock	82,965	101	1,177	Other Healthcare	Preferred Stock Warrant	82,965	102	1,370
Watermark Medical, Inc. (2)(12)	Other Healthcare	Preferred Warrant	Stock	27,373	74	—					
							Other Healthcare	Preferred Stock Warrant	77,690	47	—
							Software	Preferred Stock Warrant	80,544	160	170

Medisphere Systems Corporation (2)(12)	Software	Preferred Stock Warrant	7,097,792	60	195	Software	Preferred Stock Warrant	7,097,792	60	359
Total Non-Affiliate Warrants — Healthcare information and services	Total Non-Affiliate Warrants — Healthcare information and services			347	1,467	Total Non-Affiliate Warrants — Healthcare information and services			416	1,953
Total Non-Affiliate Warrants	Total Non-Affiliate Warrants			10,023	20,200	Total Non-Affiliate Warrants			14,790	29,712
Non-Affiliate Other Investments — 0.1% (8)										
Non-Affiliate Other Investments — 0.4% (8)										
Lumithera, Inc. (2)						Medical Device	Royalty Agreement		1,200	1,100
ZetrOZ, Inc. (12)	Medical Device	Royalty Agreement		—	200	Medical Device	Royalty Agreement		—	200
Total Non-Affiliate Other Investments	Total Non-Affiliate Other Investments			—	200	Total Non-Affiliate Other Investments			1,200	1,300
Non-Affiliate Equity — 0.1% (8)										
Non-Affiliate Equity — 0.8% (8)										
Castle Creek Biosciences, Inc. (12)						Biotechnology	Common Stock	1,162	250	250
Emalex Biosciences, Inc. (2)(12)						Biotechnology	Common Stock	32,831	356	356
Getaround, Inc. (2)(5)						Consumer-related Technologies	Common Stock	87,082	253	57
SnagAJob.com, Inc. (12)	Consumer-related Technologies	Common Stock	82,974	9	83	Consumer-related Technologies	Common Stock	82,974	8	83
Zeta Global Holdings Corp. (2)(5)(12)	Internet and Media	Common Stock	18,405	240	155					
Lumithera, Inc. (2)						Medical Device	Common Stock	392,651	2,000	1,700
Tigo Energy, Inc. (2)						Other Sustainability	Preferred	22,313	8	27
Branded Online, Inc. (2)(5)						Software	Common Stock	108,004	1,079	83
Decisyon, Inc. (12)	Software	Preferred and Common Stock	72,638,663	230	120	Software	Preferred and Common Stock	72,638,663	230	—
Total Non-Affiliate Equity	Total Non-Affiliate Equity			479	358	Total Non-Affiliate Equity			4,184	2,556
Total Non-Affiliate Portfolio Investment Assets	Total Non-Affiliate Portfolio Investment Assets			\$ 452,387	\$ 458,075	Total Non-Affiliate Portfolio Investment Assets			\$ 721,248	\$ 720,026
Controlled Affiliate Investments — 0.0% (8)										
Controlled Affiliate Other Investments — Biotechnology — 0.0% (8)										
HESP LLC (12)(14)	Biotechnology	Other Investment		\$ 1,450	\$ —					
Total Controlled Affiliate Other Investments				1,450	—					
Total Controlled Affiliate Portfolio Investment Assets				\$ 1,450	\$ —					
Total Portfolio Investment Assets — 186.7% (8)				\$ 453,837	\$ 458,075					
Total Portfolio Investment Assets — 226.1% (8)						Total Portfolio Investment Assets — 226.1% (8)			\$ 721,248	\$ 720,026
Short Term Investments — Unrestricted Investments — 3.2% (8)										
US Bank Money Market Deposit Account				\$ 7,868	\$ 7,868					

Total Short Term Investments — Unrestricted Investments	\$ 7,868	\$ 7,868
Short Term Investments — Restricted Investments —		
0.6% (8)		
US Bank Money Market Deposit Account	\$ 1,359	\$ 1,359
Total Short Term Investments — Restricted Investments	\$ 1,359	\$ 1,359

- (1) All investments of the Company are in entities which are organized under the laws of the United States and have a principal place of business in the United States, States, unless otherwise noted.
- (2) Has been pledged as collateral under the Key Facility, the NYL Facility, the term debt securitization in connection with which an affiliate of the Company made an offering of \$100.0 million in aggregate principal amount of fixed rate asset-backed notes that were issued in conjunction with the \$160.0 million securitization of secured loans the Company completed on August 13, 2019 (the "2019 Asset-Backed Notes") and/or the 2019 2022 Asset-Backed Notes.

See Notes to Consolidated Financial Statements

106

Horizon Technology Finance Corporation and Subsidiaries

Consolidated Schedule of Investments

December 31, 2021 2022

(Dollars in thousands)

- (3) All non-affiliate investments are investments in which the Company owns less than 5% of the voting securities of the portfolio company. All non-controlled affiliate investments are investments in which the Company owns 5% or more of the voting securities of the portfolio company but not more than 25% of the voting securities of the portfolio company. All controlled affiliate investments are investments in which the Company owns more than 25% of the portfolio company's outstanding voting securities or has the power to exercise control over management or policies of such portfolio company (including through a management agreement).
- (4) All interest is payable in cash due monthly in arrears, unless otherwise indicated, and applies only to the Company's debt investments. Interest rate is the annual interest rate on the debt investment and does not include ETPs, and any additional fees related to the investments, such as deferred interest, commitment fees or prepayment fees. Debt investments are at variable rates for the term of the debt investment, unless otherwise indicated. All debt investments based on the LIBOR are based on one-month LIBOR. For each debt investment, the current interest rate in effect as of December 31, 2021 2022 is provided.
- (5) Portfolio company is a public company.
- (6) For debt investments, represents principal balance less unearned income.
- (7) Warrants, Equity and Other Investments are non-income producing.
- (8) Value as a percent of net assets.
- (9) As of December 31, 2021, 2022, 5.8% 6.5% and 6.6% of the Company's total assets on a cost and fair value basis, respectively, are in non-qualifying assets. Under the 1940 Act, the Company may not acquire any non-qualifying assets unless, at the time the acquisition is made, qualifying assets represent at least 70% of the Company's total assets.
- (10) ETPs are contractual fixed-interest payments due in cash at the maturity date of the applicable debt investment, including upon any prepayment, and are a fixed percentage of the original principal balance of the debt investments unless otherwise noted. Interest will accrue during the life of the debt investment on each ETP and will be recognized as non-cash income until it is actually paid. Therefore, a portion of the incentive fee the Company may pay its Advisor will be based on income that the Company has not yet received in cash.
- (11) Debt investment has a PIK feature.
- (12) The fair value of the investment was valued using significant unobservable inputs.
- (13) Debt investment is on non-accrual status as of December 31, 2021 2022.
- (14) On July 8, 2020, Espero BioPharma, Inc. Entity is organized under the laws of Canada and its affiliates, Jacksonville Pharmaceuticals, Inc. and Espero Pharmaceuticals, Inc. (collectively, "Espero") assigned substantially all has a principal place of their assets to their respective assignment estates and respectively appointed PSE (ABC), LLC, PS PJAX (ABC), LLC, and PPSE (ABC), LLC (collectively, "Espero ABC") to administer their respective estates and to facilitate the orderly sale and liquidation of their property and assets. On October 6, 2020, the Court of Chancery of the State of Delaware approved the transfer of the assets of Espero to the Company and Credit II or their designees business in consideration for the Company and Credit II's credit bid at auction of \$7.0 million. On October 22, 2020, Espero ABC transferred the assets of Espero to HESP LLC, a Delaware limited liability company, wholly owned by the Company. Canada.

See Notes to Consolidated Financial Statements

Horizon Technology Finance Corporation and Subsidiaries
Notes to Consolidated Financial Statements**Note 1. Organization**

Horizon Technology Finance Corporation (the "Company") was organized as a Delaware corporation on March 16, 2010 and is an externally managed, non-diversified, closed-end investment company. The Company has elected to be regulated as a business development company ("BDC") under the 1940 Act. In addition, for tax purposes, the Company has elected to be treated as a regulated investment company ("RIC") as defined under Subchapter M of the Internal Revenue Code of 1986, as amended (the "Code"). As a RIC, the Company generally is not subject to corporate-level federal income tax on the portion of its taxable income (including net capital gains) the Company distributes to its stockholders. The Company primarily makes secured debt investments to development-stage companies in the technology, life science, healthcare information and services and sustainability industries. All of the Company's debt investments consist of loans secured by all of, or a portion of, the applicable debtor company's tangible and intangible assets.

On October 28, 2010, the Company completed an initial public offering ("IPO") and its common stock trades on the Nasdaq Global Select Market under the symbol "HRZN".

Horizon Credit II LLC ("Credit II") was formed as a Delaware limited liability company on June 28, 2011, with the Company as its sole equity member. Credit II is a special purpose bankruptcy-remote entity and is a separate legal entity from the Company. Any assets conveyed to Credit II are not available to creditors of the Company or any other entity other than Credit II's lenders.

The Company formed Horizon Funding 2019-1 LLC ("2019-1 LLC") as a Delaware limited liability company on May 2, 2019 and Horizon Funding Trust 2019-1 on May 15, 2019 ("2019-1 Trust" and, together with the 2019-1 LLC, the "2019-1 Entities"). The 2019-1 Entities are special purpose bankruptcy remote entities and are separate legal entities from the Company. The Company formed the 2019-1 Entities for purposes of securitizing the 2019 Asset-Backed Notes.

The Company and Arena Sunset SPV, LLC ("Arena") formed Horizon Funding I, LLC ("HFI") as a Delaware limited liability company on May 9, 2018, with Horizon Secured Loan Fund I LLC, a Delaware limited liability company ("HSLFI") as its sole member. HFI is a special purpose bankruptcy-remote entity and is a separate legal entity from HSLFI. Any assets conveyed to HFI are not available to creditors of HSLFI or any other entity other than HFI's lenders.

On April 21, 2020, the Company purchased all of the limited liability company interests of Arena in HSLFI, including, without limitation, undistributed amounts owed to Arena and interest accrued and unpaid on the debt investments of HSLFI through the date of purchase. As of April 21, 2020, HSLFI and its subsidiary, HFI, are consolidated by the Company.

The Company formed Horizon Funding 2022-1 LLC ("2022-1 LLC") as a Delaware limited liability company on September 30, 2022 and Horizon Funding Trust 2022-1 on October 18, 2022 ("2022-1 Trust" and, together with the 2022-1 LLC, the "2022-1 Entities"). The 2022-1 Entities are special purpose bankruptcy remote entities and are separate legal entities from the Company. The Company formed the 2022-1 Entities for purposes of securitizing the 2022 Asset-Backed Notes.

The Company has also established an additional wholly owned subsidiary, subsidiaries, which are structured as Delaware limited liability companies, either to hold assets of portfolio companies acquired in connection with a foreclosure or bankruptcy, or to hold equity in portfolio companies which the Company may control. Such wholly-owned subsidiaries are separate legal entities from the Company.

The Company, together with its co-lender to IMV, established HIMV LLC, a Delaware limited liability company to hold purchase and sell the assets of IMV, a portfolio company acquired in connection with foreclosure or bankruptcy, which is a separate legal entity from borrower of the Company. HIMV LLC is 70% owned by the Company and 30% owned by the co-lender.

The Company's investment strategy is to maximize the investment portfolio's return by generating current income from the debt investments the Company makes and capital appreciation from the warrants the Company receives when making such debt investments. The Company has entered into an investment management agreement (the "Investment Management Agreement") with Horizon Technology Finance Management LLC (the "Advisor") under which the Advisor manages the day-to-day operations of, and provides investment advisory services to, the Company.

Horizon Technology Finance Corporation and Subsidiaries
Notes to Consolidated Financial Statements**Note 2. Basis of presentation and significant accounting policies**

The consolidated financial statements of the Company have been prepared in accordance with U.S. generally accepted accounting principles ("GAAP") and pursuant to the requirements for reporting on Form 10-K and Articles 6 and 10 of Regulation S-X ("Regulation S-X") under the Securities Act of 1933, as amended (the "Securities Act"). In the opinion of management, the consolidated financial statements reflect all adjustments and reclassifications, consisting solely of normal recurring accruals, that are necessary for the fair presentation of financial results as of and for the periods presented. All intercompany balances and transactions have been eliminated.

Principles of consolidation

As required under GAAP and Regulation S-X, the Company will generally consolidate its investment in a company that is an investment company subsidiary or a controlled operating company whose business consists of providing services to the Company. Accordingly, the Company consolidated the results of the Company's wholly-owned subsidiaries in its consolidated financial statements. **Although the Company owned more than 25% of the voting securities of HSLFI through April 21, 2020, the Company did not have sole control over significant actions of HSLFI for purposes of the 1940 Act or otherwise, and thus did not consolidate its interest prior to April 21, 2020.**

Assets related to transactions that do not meet Accounting Standards Codification ("ASC") Topic 860, *Transfers and Servicing* requirements for accounting sale treatment are reflected in the Company's Consolidated Statements of Assets and Liabilities as investments. Those assets are owned by special purpose entities, including 2019-1 Entities and 2022-1 Entities, that are consolidated in the Company's consolidated financial statements. The creditors of the special purpose entities have received security interests in such assets, and such assets are not intended to be available to the creditors of the Company (or any affiliate of the Company).

Use of estimates

In preparing the consolidated financial statements in accordance with GAAP, management is required to make estimates and assumptions that affect the reported amounts of assets and liabilities, and disclosures of contingent assets and liabilities, as of the date of the balance sheet and income and expenses for the period. Actual results could differ from those estimates. Material estimates that are particularly susceptible to significant change in the near term relate to the valuation of investments.

Fair value

The Company records all of its investments at fair value in accordance with relevant GAAP, which establishes a framework used to measure fair value and requires disclosures for fair value measurements. The Company has categorized its investments carried at fair value, based on the priority of the valuation technique, into a three-level fair value hierarchy as more fully described in Note 6. Fair value is a market-based measure considered from the perspective of the market participant who holds the financial instrument rather than an entity specific measure. Therefore, when market assumptions are not readily available, the Company's own assumptions are set to reflect those that management believes market participants would use in pricing the financial instrument at the measurement date.

The availability of observable inputs can vary depending on the financial instrument and is affected by a wide variety of factors, including, for example, the type of product, whether the product is new, whether the product is traded on an active exchange or in the secondary market and the current market conditions. To the extent that the valuation is based on models or inputs that are less observable or unobservable in the market, the determination of fair value requires more judgment. Accordingly, the degree of judgment exercised by the Company in determining fair value is greatest for financial instruments classified as Level 3.

See Note 6 for additional information regarding fair value.

Segments

The Company has determined that it has a single reporting segment and operating unit structure. The Company lends to and invests in portfolio companies in various technology, life science, healthcare information and services and sustainability industries. The Company separately evaluates the performance of each of its lending and investment relationships. However, because each of these debt investments and investment relationships has similar business and economic characteristics, they have been aggregated into a single lending and investment segment.

Investments

Investments are recorded at fair value. Pursuant to the amended SEC Rule 2a-5 of the 1940 Act, on July 29, 2022, the **Board Company's board of directors (the "Board")** designated the Advisor as the Company's "valuation designee." The valuation designee determines the fair value of the Company's portfolio investments and the Company's **board of directors (the "Board") Board** oversees the valuation designee. The Company has the intent to hold its debt investments for the foreseeable future or until maturity or payoff.

Interest on debt investments is accrued and included in income based on contractual rates applied to principal amounts outstanding. Interest income is determined using a method that results in a level rate of return on principal amounts outstanding. Generally, when a debt investment becomes 90 days or more past due, or if the Company otherwise does not expect to receive interest and principal repayments, the debt investment is placed on non-accrual status and the recognition of interest income may be discontinued. Interest payments received on non-accrual debt investments may be recognized as income, on a cash basis, or applied to principal depending upon management's judgment at the time the debt investment is placed on non-accrual status. As of December 31, 2023, there were four investments on non-accrual status with a cost of \$72.5 million and a fair value of \$27.6 million. As of December 31, 2022, there were three investments on non-accrual status with a cost of \$20.9 million and a fair value of \$8.3 million. As of December 31, 2021, there was one investment on non-accrual status with a cost of \$11.5 million and a fair value of \$6.9 million. For the year ended December 31, 2023 and 2022, the Company did not recognize any interest income from debt investments while on non-accrual status. For the year ended December 31, 2021, the Company recognized, as interest income, payments of \$1.3 million received from two portfolio companies whose debt investments were on non-accrual status.

The Company has a limited number of debt investments in its portfolio that contain a PIK provision. Contractual PIK interest, which represents contractually deferred interest added to the loan balance that is generally due at the end of the loan term, is generally recorded on an accrual basis to the extent such amounts are expected to be collected. For the year ended December 31, 2020 2023, 7.4% of the Company's total investment income was attributable to non-cash PIK interest. For the years ended December 31, 2022 and 2021, the Company recognized, as recorded no PIK interest income, payments of \$0.03 million received from income. The Company will generally cease accruing PIK interest if management does not expect the portfolio company whose to be able to pay all principal and interest due. For the year ended December 31, 2023, two debt investment was investments, which had accrued PIK interest into income of \$3.9 million and \$0.2 million during the years ended December 31, 2023 and 2022, respectively, were placed on non-accrual nonaccrual status.

The Company receives a variety of fees from borrowers in the ordinary course of conducting its business, including advisory fees, commitment fees, amendment fees, non-utilization fees, success fees and prepayment fees. In a limited number of cases, the Company may also receive a non-refundable deposit earned upon the termination of a transaction. Debt investment origination fees, net of certain direct origination costs, are deferred and, along with unearned income, are amortized as a level-yield adjustment over the respective term of the debt investment. All other income is recognized when earned. Fees for counterparty debt investment commitments with multiple debt investments are allocated to each debt investment based upon each debt investment's relative fair value. When a debt investment is placed on non-accrual status, the amortization of the related fees and unearned income is discontinued until the debt investment is returned to accrual status.

Certain debt investment agreements also require the borrower to make an ETP, that is accrued into interest receivable and taken into income over the life of the debt investment to the extent such amounts are expected to be collected. The Company will generally cease accruing the income if there is insufficient value to support the accrual or the Company does not expect the borrower to be able to pay the ETP when due. The proportion of the Company's total investment income that resulted from the portion of ETPs not received in cash for the years ended December 31, 2022 2023, 2021 2022 and 2020 2021 was 7.4% 4.2%, 5.9% 7.4% and 5.8% 5.9%, respectively.

In connection with substantially all lending arrangements, the Company receives warrants to purchase shares of stock from the borrower. The warrants are recorded as assets at estimated fair value on the grant date using the Black-Scholes valuation model. The warrants are considered loan fees and are recorded as unearned income on the grant date. The unearned income is recognized as interest income over the contractual life of the related debt investment in accordance with the Company's income recognition policy. Subsequent to debt investment origination, the fair value of the warrants is determined using the Black-Scholes valuation model. Any adjustment to fair value is recorded through earnings as net unrealized appreciation or depreciation on investments. Gains and losses from the disposition of the warrants or stock acquired from the exercise of warrants are recognized as realized gains and losses on investments.

Prior to consolidating the investment in HSLFI on and after April 21, 2020, distributions from HSLFI were evaluated at the time of distribution to determine if the distribution should be recorded as dividend income or a return of capital. Generally, the Company did not record distributions from HSLFI as dividend income unless there was sufficient accumulated tax-basis earnings and profit in HSLFI prior to distribution. Distributions that were classified as a return of capital were recorded as a reduction in the cost basis of the investment. For the period January 1, 2020 through April 21, 2020, HSLFI made no distributions classified as dividend income or a return of capital to the Company.

110

Horizon Technology Finance Corporation and Subsidiaries

Notes to Consolidated Financial Statements

Realized gains or losses on the sale of investments, or upon the determination that an investment balance, or portion thereof, is not recoverable, are calculated using the specific identification method. The Company measures realized gains or losses by calculating the difference between the net proceeds from the repayment or sale and the amortized cost basis of the investment. Net change in unrealized appreciation or depreciation reflects the change in the fair values of the Company's portfolio investments during the reporting period, including any reversal of previously recorded unrealized appreciation or depreciation when gains or losses are realized.

Debt issuance costs

Debt issuance costs are fees and other direct incremental costs incurred by the Company in obtaining debt financing from its lenders and issuing debt securities. The unamortized balance of debt issuance costs as of December 31, 2022 2023 and 2021 2022 was \$7.1 \$5.8 million and \$4.3 \$7.1 million, respectively. These amounts are amortized and included in interest expense in the consolidated statements of operations over the life of the borrowings. The accumulated amortization balances as of December 31, 2022 2023

and 2021 2022 were \$4.8 \$6.9 million and \$3.2 \$4.8 million, respectively. The amortization expense for the years ended December 31, 2022, 2023, 2021 2022 and 2020 2021 was \$1.6 \$1.9 million, \$1.6 million and \$1.1 million, and \$1.0 million, respectively.

Income taxes

As a BDC, the Company has elected to be treated as a RIC under Subchapter M of the Code and operates in a manner so as to qualify for the tax treatment applicable to RICs. In order to qualify as a RIC and to avoid the imposition of corporate-level income tax on the portion of its taxable income distributed to stockholders, among other things, the Company is required to meet certain source of income and asset diversification requirements and to timely distribute dividends out of assets legally available for distribution to its stockholders of an amount generally at least equal to 90% of its investment company taxable income, as defined by the Code and determined without regard to any deduction for dividends paid, for each tax year. The Company, among other things, has made and intends to continue to make the requisite distributions to its stockholders, which generally relieves the Company from corporate-level U.S. federal income taxes. Accordingly, no provision for federal income tax has been recorded in the financial statements. Differences between taxable income and net increase in net assets resulting from operations either can be temporary, meaning they will reverse in the future, or permanent. In accordance with ASC Topic 946, *Financial Services—Investment Companies*, as amended, of the Financial Accounting Standards Board (“FASB”), permanent tax differences, such as non-deductible excise taxes paid, are reclassified from distributions in excess of net investment income and net realized loss on investments to paid-in-capital at the end of each fiscal year. These permanent book-to-tax differences are reclassified on the consolidated statements of changes in net assets to reflect their tax character but have no impact on total net assets. For the years ended December 31, 2022, 2023, 2021 2022 and 2020 2021, the Company reclassified \$0.7 million \$1.5 million, \$0.7 million and \$0.4 million, and \$0.2 million, respectively, to paid-in capital from distributions in excess of net investment income, which related to excise taxes payable.

Depending on the level of taxable income earned in a tax year, the Company may choose to carry forward taxable income in excess of current year distributions into the next tax year and incur a 4% U.S. federal excise tax on such income, as required. To the extent that the Company determines that its estimated current year annual taxable income will be in excess of estimated current year distributions, the Company accrues excise tax, if any, on estimated excess taxable income as taxable income is earned. For the years ended December 31, 2022, 2023, 2021 2022 and 2020 2021, \$1.5 million, \$0.7 million and \$0.4 million, and \$0.2 million, respectively, was recorded for U.S. federal excise tax.

The Company evaluates tax positions taken in the course of preparing the Company's tax returns to determine whether the tax positions are “more-likely-than-not” to be sustained by the applicable tax authority in accordance with ASC Topic 740, *Income Taxes*, as modified by ASC Topic 946. Tax benefits of positions not deemed to meet the more-likely-than-not threshold, or uncertain tax positions, would be recorded as a tax expense in the current year. It is the Company's policy to recognize accrued interest and penalties related to uncertain tax benefits in income tax expense. The Company had no material uncertain tax positions at December 31, 2022 2023 and 2021 2022. The Company's income tax returns for the 2023, 2022, 2021 2020 and 2019 2020 tax years remain subject to examination by U.S. federal and state tax authorities.

Horizon Technology Finance Corporation and Subsidiaries

Notes to Consolidated Financial Statements

Distributions

Distributions to common stockholders are recorded on the declaration date. The amount to be paid out as distributions is determined by the Board. Net realized capital gains, if any, may be distributed, although the Company may decide to retain such net realized gains for investment.

The Company has adopted a dividend reinvestment plan that provides for reinvestment of cash distributions on behalf of its stockholders, unless a stockholder elects to receive cash. As a result, if the Board declares a cash distribution, then stockholders who have not “opted out” of the dividend reinvestment plan will have their cash distributions automatically reinvested in additional shares of the Company's common stock, rather than receiving the cash distribution. The Company may issue new shares or purchase shares in the open market to fulfill its obligations under the plan.

Stockholders' Equity

On August 2, 2019, July 30, 2020, the Company entered into an At-The-Market (“ATM”) sales agreement (the “2019 2020 Equity Distribution Agreement”), with Goldman Sachs & Co. LLC and B. Riley FBR, Inc., (each a “Sales Agent” and, collectively, the “Sales Agents”). The 2019 Equity Distribution Agreement provided that the Company may offer and sell shares of common stock from time to time through the Sales Agents representing up to \$50.0 million worth of its common stock, in amounts and at times to be determined by the Company.

On July 30, 2020, the Company entered into an ATM sales agreement (the “2020 Equity Distribution Agreement”), with the Sales Agents. The 2020 Equity Distribution Agreement provided that the Company may offer and sell shares of common stock from time to time through the Sales Agents representing up to \$100.0 million worth of its common stock, in amounts and at times to be determined by the Company.

On August 2, 2021, the Company terminated the 2020 Equity Distribution Agreement and entered into a new an ATM sales agreement (the “2021 Equity Distribution Agreement”), with the Sales Agents. The remaining shares available under the 2019 Equity Distribution Agreement and the 2020 Equity Distribution Agreement are no longer

available for issuance.

The 2021 Equity Distribution Agreement provides provided that the Company may offer and sell our its shares of common stock from time to time through the Sales Agents up to \$100.0 million worth of its common stock, in amounts and at times to be determined by the Company.

On September 22, 2023, the Company terminated the 2021 Equity Distribution Agreement and entered into a new ATM sales agreement (the "2023 Equity Distribution Agreement"), with the Sales Agents. The remaining shares available under the 2021 Equity Distribution Agreement are no longer available for issuance. The 2023 Equity Distribution Agreement provides that the Company may offer and sell its shares of its common stock from time to time through the Sales Agents up to \$150.0 million worth of its common stock, in amounts and at times to be determined by the Company. Sales of its the Company's common stock, if any, may be made in negotiated transactions or transactions that are deemed to be "at-the-market," as defined in Rule 415 under the Securities Act, including sales made directly on the NASDAQ Nasdaq or similar securities exchange or sales made to or through a market maker other than on an exchange, at prices related to the prevailing market prices or at negotiated prices.

On During the year ended March 14, 2022 December 31, 2023, the Company completed a follow-on public offering of 2,500,000 sold 2,248,830 shares of its common stock at a public offering price of \$14.35 per share, for under the 2023 Equity Distribution Agreement and the 2021 Equity Distribution Agreement. For the same period, the Company received total accumulated net proceeds to the Company of \$34.3 million, after deducting underwriting commission and discounts and other approximately \$26.2 million, including \$0.7 million of offering expenses. expenses, from these sales.

During the year ended December 31, 2022, the Company sold 3,982,684 shares of common stock under the 2021 Equity Distribution Agreement. For the same period, the Company received total accumulated net proceeds of approximately \$50.3 million, including \$1.0 million of offering expenses, from these sales.

During the year ended December 31, 2021, the Company sold 1,907,234 shares of common stock under the 2021 Equity Distribution Agreement and the 2020 Equity Distribution Agreement. For the same period, the Company received total accumulated net proceeds of approximately \$30.1 million, including \$0.8 million of offering expenses, from these sales. During the year ended December 31, 2020, the Company sold 3,702,500 shares of common stock under the 2019 Equity Distribution Agreement and the 2020 Equity Distribution Agreement. For the same period, the Company received total accumulated net proceeds of approximately \$44.6 million, including \$1.0 million of offering expenses, from these sales.

The Company generally uses net proceeds from these offerings to make investments, to pay down liabilities and for general corporate purposes. As of December 31, 2022 2023, shares representing approximately \$31.5 \$146.7 million of its common stock remain available for issuance and sale under the 2023 Equity Distribution Agreement.

112

Horizon Technology Finance Corporation and Subsidiaries

Notes to Consolidated Financial Statements

On March 14, 2022, the Company completed a follow-on public offering of 2,500,000 shares of its common stock at a public offering price of \$14.35 per share, for total net proceeds to the Company of \$34.3 million, after deducting underwriting commission and discounts and other offering expenses.

On June 2, 2023, the Company completed a follow-on public offering of 3,250,000 shares of its common stock at a public offering price of \$12.50 per share, for total net proceeds to the Company of \$38.9 million, after deducting underwriting commission and discounts and other offering expenses.

Stock Repurchase Program

On April 29, 28, 2022 2023, the Board extended a previously authorized stock repurchase program which allows the Company to repurchase up to \$5.0 million of its common stock at prices below the Company's net asset value per share as reported in its most recent consolidated financial statements. Under the repurchase program, the Company may, but is not obligated to, repurchase shares of its outstanding common stock in the open market or in privately negotiated transactions from time to time. Any repurchases by the Company will comply with the requirements of Rule 10b-18 under the Securities Exchange Act of 1934, as amended (the "Exchange Act"), and any applicable requirements of the 1940 Act. Unless extended by the Board, the repurchase program will terminate on the earlier of June 30, 2023 2024 or the repurchase of \$5.0 million of the Company's common stock. During the years ended December 31, 2022 2023, 2021 2022 and 2020 2021, the Company did not make any repurchases of its common stock. From the inception of the stock repurchase program through December 31, 2022 2023, the Company repurchased 167,465 shares of its common stock at an average price of \$11.22 on the open market at a total cost of \$1.9 million.

Transfers of financial assets

Assets related to transactions that do not meet the requirements under ASC Topic 860, *Transfers and Servicing* for sale treatment under GAAP are reflected in the Company's consolidated statements of assets and liabilities as investments. Those assets are owned by special purpose entities that are consolidated in the Company's financial statements. The creditors of the special purpose entities have received security interests in such assets and such assets are not intended to be available to the creditors of the Company (or any other affiliate of the Company).

Transfers of financial assets are accounted for as sales when control over the assets has been surrendered. Control over transferred assets is deemed to be surrendered when (1) the assets have been isolated from the Company — put presumptively beyond the reach of the transferor and its creditors, even in bankruptcy or other receivership, (2) the transferee obtains the right (free of conditions that constrain it from taking advantage of that right) to pledge or exchange the transferred assets and (3) the transferor does not

maintain effective control over the transferred assets through either (a) an agreement that both entitles and obligates the transferor to repurchase or redeem the assets before maturity or (b) the ability to unilaterally cause the holder to return specific assets, other than through a cleanup call.

Recently adopted accounting pronouncement

In March 2020, October 2023, the FASB issued Accounting Standards Update No. 2020-04, 2023-06, Reference Rate Reform (Topic 848): Facilitation of Codification Amendments in Response to the Effects of Reference Rate Reform on Financial Reporting SEC's Disclosure Update and Simplification Initiative ("ASU 2020-04" and "ASU 2023-06"). ASU 2020-04 provides optional expedients and exceptions for applying GAAP amends the disclosure or presentation requirements related to contract modifications and hedging relationships, subject various subtopics in the FASB Accounting Standards Codification including requiring investment companies to meeting certain criteria, that reference LIBOR or another rate that is expected to be discontinued, disclose the components of capital on the balance sheet. The amendments in ASU 2020-04 and 2023-06 are effective for all entities as on the date which the SEC's removal of that related disclosure from Regulation S-March 12, 2020 Xthrough December 31, 2022. As or Regulation S-K became effective. The adoption of December 31, 2022, the Company adopted ASU 2020-04, 2023-06 and such adoption did not have an impact on the Company's consolidated financial statements and disclosures. statements.

Recently issued accounting pronouncement

In June 2022, the FASB issues issued Accounting Standards Update No. 2022-03, Fair Value Measurement of Equity Securities Subject to Contractual Sale Restrictions ("ASU 2022-03"). ASU 2022-03 clarifies the guidance when measuring the fair value of an equity security subject to contractual restrictions that prohibit the sale of the security. The amendments in ASU 2022-03 are effective for public companies for fiscal years beginning after December 15, 2023, and interim periods within those fiscal years. The Company is currently assessing has concluded that the impact adoption of ASU 2022-03 will not have a material impact on its consolidated financial statements.

Note 3. Related party transactions

Investment Management Agreement

At a special meeting of the stockholders on October 30, 2018, the stockholders approved a new Investment Management Agreement which became effective on March 7, 2019. The new Investment Management Agreement replaced the previously effective Amended and Restated Investment Management Agreement dated as of October 28, 2010 and amended effective July 1, 2014. On October 28, 2022, the Board unanimously approved the renewal of the Investment Management Agreement. Agreement dated as of March 7, 2019 (the "2019 Investment Management Agreement"). At a meeting of the stockholders convened on May 25, 2023 and reconvened on June 28, 2023, the stockholders approved a new Investment Management Agreement which became effective on June 30, 2023 (the "New Investment Management Agreement" and collectively with the 2019 Investment Management Agreement, the "Investment Management Agreement") upon the closing of the acquisition of the Advisor by MCH Holdco LLC, an affiliate of Monroe Capital LLC. The New Investment Management Agreement replaced the previously effective 2019 Investment Management Agreement on June 30, 2023. The 2019 Investment Management and the New Investment Management Agreement contain the same economic terms. Under the terms of the Investment Management Agreement, the Advisor determines the composition of the Company's investment portfolio, the nature and timing of the changes to the investment portfolio and the manner of implementing such changes; identifies, evaluates and negotiates the structure of the investments the Company makes (including performing due diligence on the Company's prospective portfolio companies); and closes, monitors and administers the investments the Company makes, including the exercise of any voting or consent rights.

The Advisor's services under the Investment Management Agreement are not exclusive to the Company, and the Advisor is free to furnish similar services to other entities so long as its services to the Company are not impaired. The Advisor is a registered investment adviser with the SEC. The Advisor receives fees for providing services to the Company under the Investment Management Agreement, consisting of two components, a base management fee and an incentive fee.

Horizon Technology Finance Corporation and Subsidiaries

Notes to Consolidated Financial Statements

The base management fee was and will be is calculated at an annual rate of 2.00% of the Company's gross assets (less cash and cash equivalents) including any assets acquired with the proceeds of leverage; provided, that, to the extent the Company's gross assets (less cash and cash equivalents) exceed \$250 million, the base management fee on the amount of such excess over \$250 million will be calculated at an annual rate of 1.60% of the Company's gross assets (less cash and cash equivalents) including any assets acquired with the proceeds of leverage. The base management fee is payable monthly in arrears and is prorated for any partial month.

The base management fee payable at December 31, 2022 2023 and 2021 2022 was \$1.1 million and \$0.7 million, respectively. million. The base management fee expense was \$12.8 million, \$10.6 million \$7.6 million and \$6.5 million \$7.6 million for the years ended December 31, 2022, 2023, 2021 2022 and 2020 2021, respectively.

The incentive fee has two parts, as follows:

The first part, which is subject to the Incentive Fee Cap and Deferral Mechanism, as defined below, is calculated and payable quarterly in arrears based on the Company's **pre-incentive fee net investment income** **Pre-Incentive Fee Net Investment Income** for the immediately preceding calendar quarter. For this purpose, "Pre-Incentive Fee Net Investment Income" means interest income, dividend income and any other income (including any other fees (other than fees for providing managerial assistance), such as commitment, origination, structuring, diligence and consulting fees or other fees received from portfolio companies) accrued during the calendar quarter, minus expenses for the quarter (including the base management fee, expenses payable under the Administration Agreement (as defined below), and any interest expense and any dividends paid on any issued and outstanding preferred stock, but excluding the incentive fee). Pre-Incentive Fee Net Investment Income includes, in the case of investments with a deferred interest feature (such as original issue discount, debt instruments with PIK interest and zero coupon securities), accrued income the Company has not yet received in cash. The incentive fee with respect to the Pre-Incentive Fee Net Investment Income is 20.00% of the amount, if any, by which the Pre-Incentive Fee Net Investment Income for the immediately preceding calendar quarter exceeds a hurdle rate of 1.75% (which is 7.00% annualized) of the Company's net assets at the end of the immediately preceding calendar quarter, adjusted for any share issuances or repurchases during the relevant quarter, subject to a "catch-up" provision measured as of the end of each calendar quarter. Under this provision, in any calendar quarter, the Advisor receives no incentive fee until the Pre-Incentive Fee Net Investment Income equals the hurdle rate of 1.75%, but then receives, as a "catch-up," 100.00% of the Pre-Incentive Fee Net Investment Income with respect to that portion of such Pre-Incentive Fee Net Investment Income, if any, that exceeds the hurdle rate but is less than 2.1875% quarterly (which is 8.75% annualized). The effect of this "catch-up" provision is that, if Pre-Incentive Fee Net Investment Income exceeds 2.1875% in any calendar quarter, the Advisor will receive 20.00% of the Pre-Incentive Fee Net Investment Income as if the hurdle rate did not apply.

Pre-Incentive Fee Net Investment Income does not include any realized capital gains, realized capital losses or unrealized capital appreciation or depreciation. Because of the structure of the incentive fee, it is possible that the Company may pay an incentive fee in a quarter in which the Company incurs a loss. For example, if the Company receives Pre-Incentive Fee Net Investment Income in excess of the quarterly minimum hurdle rate, the Company will pay the applicable incentive fee up to the Incentive Fee Cap, defined below, even if the Company has incurred a loss in that quarter due to realized and unrealized capital losses. The Company's net investment income used to calculate this part of the incentive fee is also included in the amount of the Company's gross assets used to calculate the 2.00% base management fee. These calculations are appropriately prorated for any period of less than three months and adjusted for any share issuances or repurchases during the current quarter.

The incentive fee on Pre-Incentive Fee Net Investment Income is subject to a fee cap and deferral mechanism which is determined based upon a look-back period of up to three years and is expensed when incurred. For this purpose, the look-back period for the incentive fee based on Pre-Incentive Fee Net Investment Income (the "Incentive Fee Look-back Period") includes the relevant calendar quarter and the 11 preceding full calendar quarters. Each quarterly incentive fee payable on Pre-Incentive Fee Net Investment Income is subject to a cap (the "Incentive Fee Cap") and a deferral mechanism through which the Advisor may recoup a portion of such deferred incentive fees (collectively, the "Incentive Fee Cap and Deferral Mechanism"). The Incentive Fee Cap is equal to (a) 20.00% of Cumulative Pre-Incentive Fee Net Return (as defined below) during the Incentive Fee Look-back Period less (b) cumulative incentive fees of any kind paid to the Advisor during the Incentive Fee Look-back Period. To the extent the Incentive Fee Cap is zero or a negative value in any calendar quarter, the Company will not pay an incentive fee on Pre-Incentive Fee Net Investment Income to the Advisor in that quarter. To the extent that the payment of incentive fees on Pre-Incentive Fee Net Investment Income is limited by the Incentive Fee Cap, the payment of such fees will be deferred and paid in subsequent calendar quarters up to three years after their date of deferment, subject to certain limitations, which are set forth in the Investment Management Agreement. The Company only pays incentive fees on Pre-Incentive Fee Net Investment Income to the extent allowed by the Incentive Fee Cap and Deferral Mechanism. "Cumulative Pre-Incentive Fee Net Return" during any Incentive Fee Look-back Period means the sum of (a) Pre-Incentive Fee Net Investment Income and the base management fee for each calendar quarter during the Incentive Fee Look-back Period and (b) the sum of cumulative realized capital gains and losses, cumulative unrealized capital appreciation and cumulative unrealized capital depreciation during the applicable Incentive Fee Look-back Period.

Horizon Technology Finance Corporation and Subsidiaries

Notes to Consolidated Financial Statements

The second part of the incentive fee is determined and payable in arrears as of the end of each calendar year (or, upon termination of the Investment Management Agreement, as of the termination date), and equals 20.00% of the Company's realized capital gains, if any, on a cumulative basis from the date of the election to be a BDC through the end of each calendar year, computed net of all realized capital losses and unrealized capital depreciation on a cumulative basis through the end of such year, less all previous amounts paid in respect of the capital gain incentive fee. However, in accordance with GAAP, the Company is required to include the aggregate unrealized capital appreciation on investments in the calculation and accrue a capital gain incentive fee on a quarterly basis, as if such unrealized capital appreciation were realized, even though such unrealized capital appreciation is not permitted to be considered in calculating the fee actually payable under the Investment Management Agreement.

The net performance based incentive fee expense was \$3.1 million, \$7.7 million \$7.1 million and \$5.2 million \$7.1 million for the years ended December 31, 2022, 2023, 2021 2022 and 2020 2021, respectively. The incentive fee on Pre-Incentive Fee Net Investment Income was subject to the Incentive Fee Cap and Deferral Mechanism for the year ended December 31, 2023 and 2022, which resulted in \$9.8 million and \$1.0 million, respectively, of reduced expense and additional net investment income. This deferral represents a contingent future liability and is not accrued until the amount can be reasonably estimated and payment is probable. The remaining deferred amount may be paid up to three years after the date of deferment. The total contingent future liability as of December 31, 2023 was \$10.8 million, of which \$1.0 million expires on December 31, 2025, \$0.2 million expires on March 31, 2026, \$3.1 million expires on June 30, 2026, \$3.5 million expires on September 30, 2026, and \$3.0 million expires on December 31, 2026, respectively.

The incentive fee on Pre-Incentive Fee Net Investment Income was not subject to the Incentive Fee Cap and Deferral Mechanism for the **years year** ended December 31, **2021 2021**. **and There was no performance based incentive fee payable at 2020, December 31, 2023**. The performance based incentive fee payable at December 31, 2022 **and 2021** was **\$1.4 million and \$2.0 million, respectively, \$1.4 million**. The entire incentive fee payable at December 31, 2022 **and 2021** represented part one of the incentive fee.

Administration Agreement

The Company entered into an administration agreement (the "Administration Agreement") with the Advisor to provide administrative services to the Company. For providing these services, facilities and personnel, the Company reimburses the Advisor for the Company's allocable portion of overhead and other expenses incurred by the Advisor in performing its obligations under the Administration Agreement, including rent, the fees and expenses associated with performing compliance functions and the Company's allocable portion of the costs of compensation and related expenses of the Company's Chief Financial Officer and Chief Compliance Officer and their respective staffs. The administrative fee expense was \$1.7 million, **\$1.3 \$1.7 million and \$1.0 \$1.3 million** for years ended December 31, **2022, 2023, 2021 2022 and 2020 2021**, respectively. **The administrative fee payable at December 31, 2023 and 2022 was \$0.4 million and \$0.6 million, respectively. The administrative fee payable is included other accrued liabilities on the Company's Consolidated Statements of Assets and Liabilities.**

115

Horizon Technology Finance Corporation and Subsidiaries

Notes to Consolidated Financial Statements

Note 4. Investments

The following table shows the Company's investments as of December 31, **2022 2023** and **2021 2022**:

	December 31, 2022		December 31, 2021		December 31, 2023		December 31, 2022	
	Cost	Fair Value	Cost	Fair Value	Cost	Fair Value	Cost	Fair Value
	(In thousands)				(In thousands)			
Investments								
Debt	\$ 701,074	\$ 686,458	\$ 441,885	\$ 437,317	\$ 721,231	\$ 670,172	\$ 701,074	\$ 686,458
Warrants	14,790	29,712	10,023	20,200	16,526	24,594	14,790	29,712
Other	1,200	1,300	1,450	200	6,982	6,430	1,200	1,300
Equity	4,184	2,556	479	358	14,443	7,889	4,184	2,556
Total investments	\$ 721,248	\$ 720,026	\$ 453,837	\$ 458,075	\$ 759,182	\$ 709,085	\$ 721,248	\$ 720,026

The following table shows the Company's investments by industry sector as of December 31, **2022 2023** and **2021 2022**:

	December 31, 2022		December 31, 2021		December 31, 2023		December 31, 2022	
	Cost	Fair Value	Cost	Fair Value	Cost	Fair Value	Cost	Fair Value
	(In thousands)				(In thousands)			
Life Science								
Biotechnology	\$ 193,372	\$ 195,006	\$ 109,899	\$ 107,902	\$ 145,544	\$ 117,781	\$ 193,372	\$ 195,006
Medical Device	132,803	135,960	88,681	84,567	147,064	145,019	132,803	135,960
Technology								
Communications	22,892	26,176	22,853	25,920	19,192	22,188	22,892	26,176
Consumer-Related	121,961	114,050	92,158	93,194	105,669	101,327	121,961	114,050
Data Storage	476	1,316	476	1,047	417	418	476	1,316
Internet and Media	329	1,159	569	3,305	329	1,582	329	1,159
Networking	11,831	11,710	17,390	17,964	5,451	5,297	11,831	11,710
Power Management	1,585	2,610	1,585	2,609	1,585	2,700	1,585	2,610
Semiconductors	56	—	101	—	45	—	56	—
Software	120,157	118,716	60,902	60,807	164,133	160,749	120,157	118,716

Sustainability							
Energy Efficiency	8	27	—	—	111	13	27
Other Sustainability	84,633	85,524	46,595	47,011	98,906	80,370	84,633
Healthcare Information and Services							
Diagnostics	9,851	9,858	12,393	12,377	19,735	19,701	9,851
Other	7,559	3,870	175	1,177	102	1,366	7,559
Software	13,735	14,044	60	195	50,899	50,574	13,735
Total investments	\$ 721,248	\$ 720,026	\$ 453,837	\$ 458,075	\$ 759,182	\$ 709,085	\$ 721,248
					\$ 720,026		

Horizon Secured Loan Fund I LLC

On June 1, 2018, the Company and Arena formed a joint venture, HSLFI, to make investments, either directly or indirectly through subsidiaries, primarily in secured loans to development-stage companies in the technology, life science, healthcare information and services and sustainability industries. HSLFI was formed as a Delaware limited liability company and was not consolidated by either the Company or Arena for financial reporting purposes. On April 21, 2020, the Company purchased all of the limited liability company interests of Arena in HSLFI, including, without limitation, undistributed amounts owed to Arena and interest accrued and unpaid on the debt investments of HSLFI through the date of purchase, for \$17.1 million. In addition, Arena received 50% of the warrants held by HSLFI or HFI at closing. As of April 21, 2020, HSLFI is wholly-owned by the Company and the assets and liabilities of HSLFI and HFI will be consolidated with the assets and liabilities of the Company. The transaction is accounted for as an asset acquisition under GAAP.

During the period January 1, 2020 through April 21, 2020, there were no distributions from HSLFI.

116

Horizon Technology Finance Corporation and Subsidiaries

HFI entered into the NYL Facility with the NYL Noteholders for an aggregate purchase price of up

Notes to \$100.0 million, with an accordion feature of up to \$200.0 million at the mutual discretion and agreement of HSLFI and the NYL Noteholders. On June 1, 2018, HSLFI sold or contributed to HFI certain secured loans made to certain portfolio companies pursuant to a sale and servicing agreement with HFI, as Issuer, and the Company, as Servicer (the "Sale and Servicing Agreement"), as amended by that certain Amendment No.1 to the Sale and Servicing Agreement, dated June 19, 2019 (the "Amendment No.1"). Any notes issued by HFI were collateralized by all investments held by HFI and permitted an advance rate of up to 67% of the aggregate principal amount of eligible debt investments. The notes were issued pursuant to that certain indenture by and between HFI and U.S. Bank National Association, dated as of June 1, 2018 (the "Indenture"). Prior to June 5, 2020, the interest rate on the notes issued under the NYL Facility was based on the three year USD mid-market swap rate plus a margin of between 2.75% and 3.25% depending on the rating of such notes at the time of issuance.

The following tables show certain summarized financial information for HSLFI for the period January 1, 2020 through April 21, 2020:

	For the period January 1, 2020 through April 21, 2020 (In thousands)
Selected Statements of Operations Information	
Interest income on investments	\$ 1,353
Total investment income	\$ 1,465
Total expenses	\$ 1,229
Net investment income	\$ 236
Net realized gain on investments	\$ 120
Net unrealized depreciation on investments	\$ (392)
Net decrease in net assets resulting from operations	\$ (36)

117 Consolidated Financial Statements

Note 5. Transactions with affiliated companies

A non-controlled affiliated company is generally a portfolio company in which the Company owns 5% or more of such portfolio company's voting securities but not more than 25% of such portfolio company's voting securities.

For Transactions related to investments in non-controlled affiliated companies for the year ended December 31, 2022, 2023 there were as follows:

Year ended December 31, 2023

	Fair value		Transfers		Net		Fair value		
	at						at		
Portfolio	December		Principal	in/(out) at	Discount	unrealized	Net realized	December	Interest
Company	31,	Purchases	Payments	fair value	accretion	gain/(loss)	gain/(loss)	31,	income
	2022							2023	
(In thousands)									
Aulea Medical, Inc.	\$ —	\$ —	\$ —	\$ —	\$ —	\$ —	\$ —	\$ —	\$ —
Cadrenal Therapeutics, Inc. (1)	—	—	—	(906)	—	906	—	—	—
Evelo Biosciences, Inc.	—	—	(2,443)	7,663	8	(5,006)	—	222	277
	—	11	(3,667)	11,509	11	(7,528)	—	336	414
	—	—	(1,467)	4,601	5	(3,006)	—	133	166
	—	—	(1,467)	4,598	3	(3,001)	—	133	163
	—	—	(978)	3,067	4	(2,005)	—	88	114
	—	—	(978)	3,067	4	(2,005)	—	88	111
	—	—	—	5,000	—	(4,868)	—	132	—
Total non-controlled affiliates	\$ —	\$ 11	\$ (11,000)	\$ 38,599	\$ 35	\$ (26,513)	\$ —	\$ 1,132	\$ 1,245

(1) As of December 31, 2023, the Company no longer owns 5% or more of the portfolio company.

Transactions related to investments in non-controlled affiliated companies for the year ended December 31, 2021 were as follows:

Year ended December 31, 2021									
	Fair value at		Transfers		Net		Fair value		
	December						at		
Portfolio	31,		Principal	in/(out) at	Discount	unrealized	Net realized	December	Interest
Company	2020	Purchases	Payments	fair value	accretion	gain/(loss)	gain/(loss)	2021	income
(In thousands)									
Decisyon, Inc. (1)	\$ 1,181	\$ —	\$ —	\$ (1,181)	\$ —	\$ —	\$ —	\$ —	\$ 41
	626	—	—	(638)	12	—	—	—	21
	227	—	—	(227)	—	—	—	—	7
	228	—	—	(228)	—	—	—	—	7
	685	—	—	(685)	—	—	—	—	22
	276	—	—	(276)	—	—	—	—	9
	183	—	—	(183)	—	—	—	—	6
	120	—	—	(120)	—	—	—	—	—
MVI (ABC) LLC fka StereoVision, Inc.	2,382	—	(2,783)	—	—	—	401	—	139
	—	250	(250)	—	—	—	—	—	—
	—	70	(70)	—	—	—	—	—	—
	—	330	(330)	—	—	—	—	—	—
	—	150	(150)	—	—	—	—	—	—
	1,639	—	—	—	—	(848)	(791)	—	—
Total non-controlled affiliates	\$ 7,547	\$ 800	\$ (3,583)	\$ (3,538)	\$ 12	\$ (848)	\$ (390)	\$ —	\$ 252

(1) As of December 31, 2021 the Company no longer owns 5% or more of the portfolio company.

Year ended December 31, 2022									
	Fair value		Transfers		Net		Fair value		
	at						at		
Portfolio	December		in/(out) at	Discount	unrealized	Net	December	Interest	
Company	31,	Purchases	fair value	Accretion	gain/(loss)	gain/(loss)	31,	income	
	2021	Sales					2022		
(In thousands)									
MVI (ABC)									

LLC, fka StereoVision, Inc.	—	—	(30)	—	—	—	30	—	—
Total non-controlled affiliates	\$ —	\$ —	\$ (30)	\$ —	\$ —	\$ —	\$ 30	\$ —	\$ —

Horizon Technology Finance Corporation and Subsidiaries

A controlled affiliated company is generally a portfolio company in which the Company owns more than 25% of such portfolio company's voting securities or has the power to exercise control over management or policies of such portfolio company (including through a management agreement). Transactions related to investments in controlled affiliated companies for the year ended December 31, 2022 2023 were as follows:

	Year ended December 31, 2022									Year ended December 31, 2023						
	Fair value at		Transfers		Net		Fair value at			Fair value at		Transfers				
Portfolio	December 31,			in/(out) at	Dividends	unrealized	Net	December 31,	Dividend	December 31,		Principal		in/(out) at	Discount	
Company	2021	Purchases	Sales	fair value	declared	gain/(loss)	gain/(loss)	2022	income	2022	Purchases	Payments	PIK	fair value	accretion	
	(In thousands)									(In thousands)						
HESP LLC	—	—	(300)	—	—	1,450	(1,150)	—	—							
Better Place Forests Co.										\$ —	\$ 61	\$ —	\$ 213	\$ 1,675	\$ —	
										—	—	—	107	844	—	
										—	1,250	—	—	2,061	—	
HIMV LLC										—	146	(516)	—	6,154	—	
Total controlled affiliates	\$ —	\$ —	\$ (300)	\$ —	\$ —	\$ 1,450	\$ (1,150)	\$ —	\$ —	\$ —	\$ 1,457	\$ (516)	\$ 320	\$ 10,734	\$ —	

Transactions related to investments in controlled affiliated companies for the year ended December 31, 2021 2022 were as follows:

	Year ended December 31, 2021										Year ended December 31, 2022					
	Fair value at December 31,	Purchases	Sales	Transfers in/(out) at fair value	Dividends declared	Net unrealized gain/(loss)	Net realized gain/(loss)	Fair value at December 31,	Dividend income		Fair value at December 31,	Purchases	Sales	Transfers in/(out) at fair value	Discount accretion	Net unrealized gain/(loss)
Portfolio Company	2020							2021			2021					
	(In thousands)										(In thousands)					
HESP LLC	1,500	—	(50)	—	—	(1,450)	—	—	—		—	—	(300)	—	—	1,450
Total controlled affiliates	\$ 1,500	\$ —	\$ (50)	\$ —	\$ —	\$ (1,450)	\$ —	\$ —	\$ —		\$ —	\$ —	\$ (300)	\$ —	\$ —	\$ 1,450

Note 6. Fair value

Prior to July 30, 2022, the Board determined the fair value of the Company's investments. Pursuant to the amended SEC Rule 2a-5 of the 1940 Act, on July 29,

2022, the Board designated the Advisor as the Company's "valuation designee." The Board is responsible for oversight of the valuation designee. The valuation designee has established a Valuation Committee to determine in good faith the fair value of the Company's investments, based on input **of from** the Advisor's management and personnel and independent valuation firms which are engaged at the direction of the Valuation Committee to assist in the valuation of certain portfolio investments lacking a readily available market quotation at least once during a trailing twelve-month period. The Valuation Committee determines fair values pursuant to a valuation policy approved by the Board and pursuant to a consistently applied valuation process. This valuation process is conducted at the end of each fiscal quarter, with at least 25% (based on fair value) of the Company's valuation of portfolio companies lacking readily available market quotations subject to review by an independent valuation firm.

The Company uses fair value measurements made by the valuation designee to record fair value adjustments to certain assets and liabilities and to determine fair value disclosures. Fair value is the price that would be received to sell an asset or paid to transfer a liability in an orderly transaction between market participants at the measurement date. Fair value is best determined based upon quoted market prices. However, in certain instances, there are no quoted market prices for certain assets or liabilities. In cases where quoted market prices are not available, fair values are based on estimates using present value or other valuation techniques. Those techniques are significantly affected by the assumptions used, including the discount rate and estimates of future cash flows. Accordingly, the fair value estimates may not be realized in an immediate settlement of the asset or liability.

Fair value measurements focus on exit prices in an orderly transaction (that is, not a forced liquidation or distressed sale) between market participants at the measurement date under current market conditions. If there has been a significant decrease in the volume and level of activity for the asset or liability, a change in valuation technique or the use of multiple valuation techniques may be appropriate. In such instances, determining the price at which willing market participants would transact at the measurement date under current market conditions depends on the facts and circumstances and requires the use of significant judgment.

119 118

Horizon Technology Finance Corporation and Subsidiaries

Notes to Consolidated Financial Statements

The Company's fair value measurements are classified into a fair value hierarchy in accordance with ASC Topic 820, *Fair Value Measurement*, based on the markets in which the assets and liabilities are traded and the reliability of the assumptions used to determine fair value. The three categories within the hierarchy are as follows:

- | | |
|---------|---|
| Level 1 | Quoted prices in active markets for identical assets and liabilities. |
| Level 2 | Observable inputs other than Level 1 prices such as quoted prices for similar assets or liabilities in active markets, quoted prices in markets that are not active, and model-based valuation techniques for which all significant inputs are observable or can be corroborated by observable market data for substantially the full term of the assets or liabilities. |
| Level 3 | Unobservable inputs that are supported by little or no market activity and that are significant to the fair value of the assets or liabilities. Level 3 assets and liabilities include financial instruments whose value is determined using pricing models, discounted cash flow methodologies or similar techniques, as well as instruments for which the determination of fair value requires significant management judgment or estimation. |

Due to the inherent uncertainty of determining the fair value of investments that do not have a readily available market value, the fair value of the Company's investments may fluctuate from period to period. Additionally, the fair value of the Company's investments may differ significantly from the values that would have been used had a ready market existed for such investments and may differ materially from the values that the Company may ultimately realize. Further, such investments are generally subject to legal and other restrictions on resale or otherwise are less liquid than publicly traded securities. If the Company was required to liquidate a portfolio investment in a forced or liquidation sale, the Company could realize significantly less than the value at which the Company has recorded such portfolio investment.

Cash and interest receivable: The carrying amount is a reasonable estimate of fair value. These financial instruments are not recorded at fair value on a recurring basis and are categorized as Level 1 within the fair value hierarchy described above.

Money market funds: The carrying amounts are valued at their net asset value as of the close of business on the day of valuation. These financial instruments are recorded at fair value on a recurring basis and are categorized as Level 2 within the fair value hierarchy described above as these funds can be redeemed daily.

Debt investments: The fair value of debt investments is estimated by discounting the expected future cash flows using the **year period** end rates at which similar debt investments would be made to borrowers with similar credit ratings and for the same remaining maturities. Significant increases (decreases) in this unobservable input would result in a significantly lower (higher) fair value measurement. These assets are recorded at fair value on a recurring basis and are categorized as Level 3 within the fair value hierarchy described above.

Under certain circumstances, the Company may use an alternative technique to value debt investments that better reflects its fair value such as the use of multiple probability weighted cash flow models when the expected future cash flows contain elements of variability.

120 119

Horizon Technology Finance Corporation and Subsidiaries

Notes to Consolidated Financial Statements

Warrant investments: The Company values its warrants using the Black-Scholes valuation model incorporating the following material assumptions:

- Underlying asset value of the issuer is estimated based on information available, including any information regarding the most recent rounds of borrower funding. Significant increases (decreases) in this unobservable input would result in a significantly higher (lower) fair value measurement.
- Volatility, or the amount of uncertainty or risk about the size of the changes in the warrant price, is based on indices of publicly traded companies similar in nature to the underlying company issuing the warrant. A total of seven such indices are used. Significant increases (decreases) in this unobservable input would result in a significantly higher (lower) fair value measurement.
- The risk-free interest rates are derived from the U.S. Treasury yield curve. The risk-free interest rates are calculated based on a weighted average of the risk-free interest rates that correspond closest to the expected remaining life of the warrant.
- Other adjustments, including a marketability discount on private company warrants, are estimated based on management's judgment about the general industry environment.
- Historical portfolio experience on cancellations and exercises of the Company's warrants are utilized as the basis for determining the estimated time to exit of the warrants in each financial reporting period. Warrants may be exercised in the event of acquisitions, mergers or initial public offerings, and cancelled due to events such as bankruptcies, restructuring activities or additional financings. These events cause the expected remaining life assumption to be shorter than the contractual term of the warrants. Significant increases (decreases) in this unobservable input would result in significantly higher (lower) fair value measurement.

Under certain circumstances the Company may use an alternative technique to value warrants that better reflects the warrants' fair value, such as an expected settlement of a warrant in the near term or a model that incorporates a put feature associated with the warrant. The fair value may be determined based on the expected proceeds to be received from such settlement or based on the net present value of the expected proceeds from the put option.

The fair value of the Company's warrants held in publicly traded companies is determined based on inputs that are readily available in public markets or can be derived from information available in public markets. Therefore, the Company has categorized these warrants as Level 2 within the fair value hierarchy described above. The fair value of the Company's warrants held in private companies is determined using both observable and unobservable inputs and represents management's best estimate of what market participants would use in pricing the warrants at the measurement date. Therefore, the Company has categorized these warrants as Level 3 within the fair value hierarchy described above. These assets are recorded at fair value on a recurring basis.

Equity investments: The fair value of an equity investment in a privately held company is initially the face value of the amount invested. The Company adjusts the fair value of equity investments in private companies upon the completion of a new third-party round of equity financing. The Company may make adjustments to fair value, absent a new equity financing event, based upon positive or negative changes in a portfolio company's financial or operational performance. Significant increases (decreases) in this unobservable input would result in a significantly higher (lower) fair value measurement. The Company has categorized these equity investments as Level 3 within the fair value hierarchy described above. The fair value of an equity investment in a publicly traded company is based upon the closing public share price on the date of measurement. Therefore, the Company has categorized these equity investments as Level 1 within the fair value hierarchy described above. These assets are recorded at fair value on a recurring basis.

Other investments: Other investments are valued based on the facts and circumstances of the underlying contractual agreement. The Company currently values these contractual agreements using a multiple probability weighted cash flow model as the contractual future cash flows contain elements of variability. Significant changes in the estimated cash flows and probability weightings would result in a significantly higher or lower fair value measurement. The Company has categorized these other investments as Level 3 within the fair value hierarchy described above. These other investments are recorded at fair value on a recurring basis.

The following tables detail the assets that are carried at fair value and measured at fair value on a recurring basis as of December 31, 2023 and 2022 and indicate the fair value hierarchy of the valuation techniques utilized by the Company to determine the fair value:

	December 31, 2023			
	Level 1	Level 2	Level 3	Total
	(In thousands)			
Debt investments	\$ —	\$ —	\$ 670,172	\$ 670,172

Warrant investments	—	1,619	22,975	24,594
Other investments	—	—	6,430	6,430
Equity investments	608	—	7,281	7,889
Total investments	\$ 608	\$ 1,619	\$ 706,858	\$ 709,085
December 31, 2022				
	Level 1	Level 2	Level 3	Total
(In thousands)				
Debt investments	\$ —	\$ —	\$ 686,458	\$ 686,458
Warrant investments	—	3,567	26,145	29,712
Other investments	—	—	1,300	1,300
Equity investments	140	—	2,416	2,556
Total investments	\$ 140	\$ 3,567	\$ 716,319	\$ 720,026

The following tables provide a summary of quantitative information about the Company's Level 3 fair value measurements of the Company's investments as of December 31, 2022 2023 and 2021 2022. In addition to the techniques and inputs noted in the table below, according to the Company's valuation policy, the Company may also use other valuation techniques and methodologies when determining its fair value measurements.

121 120

Horizon Technology Finance Corporation and Subsidiaries

Notes to Consolidated Financial Statements

The following table is not intended to be all-inclusive, but rather provides information on the significant Level 3 inputs as they relate to the Company's fair value measurements as of December 31, 2022 2023:

December 31, 2022										
December 31, 2023						December 31, 2023				
Investment Type	Fair Value	Valuation Techniques/ Methodologies	Unobservable Input	Weighted Range	Average(1)	Fair Value	Valuation Techniques/ Methodologies	Unobservable Input	Weighted Range	Average(1)
(Dollars in thousands, except per share data)						(Dollars in thousands, except per share data)				
Debt investments	\$ 669,617	Discounted Expected Future Cash Flows	Hypothetical Market Yield	3% – 22%	14%	\$ 617,529	Discounted Expected Future Cash Flows	Hypothetical Market Yield	11% – 24%	15%
		Multiple Probability Weighted Cash Flow Model	Probability Weighting	10% - 75%	31%					
Warrant investments		Black-Scholes Valuation Model	Price Per Share	0.000 – 1,89999	\$ 64.95					
	296	Convertible Note Analysis	Price Share	Per \$168.93	\$ 168.93			Average Industry Volatility	25%	25%
Warrant investments	26,145	Black-Scholes Valuation Model	Price Share	Per 0.000 – 1,89999	\$ 58.52					
			Average Industry	28%	28%			Marketability	0% – 20%	18%

	December 31, 2021							December 31, 2022								
				Investment							Discount					
Other investments	1,300	Multiple Probability Weighted Cash Flow Model		Volatility		20%	20%	62	Expected Proceeds		Price Share	Per \$0.25	\$	0.25		
				Marketability Discount	20%	20%	Estimated Time to Exit (in years)								1 to 5	3
				Estimated Time to Exit (in years)	1 to 5	3										

(1) Weighted average is calculated by multiplying (a) the unobservable input for each investment in the investment type by (b) (1) the fair value of the related investment in the investment type divided by (2) the total fair value of the investment type.

The following table is not intended to be all-inclusive, but rather provides information on the significant Level 3 inputs as they relate to the Company's fair value measurements as of December 31, 2021 2022:

December 31, 2021										
December 31, 2021						December 31, 2022				
Investment Type	Fair Value	Valuation Techniques/ Methodologies	Unobservable Input	Range	Weighted Average(1)	Fair Value	Valuation Techniques/ Methodologies	Unobservable Input	Range	Weighted Average(1)
Debt investments	\$ 430,417	Discounted Expected Future Flows	Hypothetical Cash Market Yield	3% – 23%	12%	\$ 669,617	Discounted Expected Future Flows	Hypothetical Cash Market Yield	3% – 22%	14%
Warrant investments	19,837	Multiple Probability Weighted Cash Flow Model	Probability Weighting	20% - 50%	33%	296	Convertible Note Analysis	Price Per Share	\$168.93	\$168.93
Warrant investments	19,837	Black-Scholes Valuation Model	Price Per Share	0.000 – 980.0000	\$20.35	26,145	Black-Scholes Valuation Model	Price Per Share	0.000 – 1,89999	\$58.52

					Industry	25%	25%							Industry	28%	28%
					Volatility									Volatility		
					Marketability	20%	20%							Marketability	20%	20%
					Discount									Discount		
					Estimated									Estimated		
					Time to Exit	1 to 4	2							Time to Exit	1 to 5	3
					(in years)									(in years)		
					Multiple									Multiple		
					Probability									Probability		
Other investments	200	Weighted	Discount		25%	25%				1,300	Weighted	Discount		25%	25%	
		Cash	Rate								Cash	Rate				
		Flow									Flow					
		Model									Model					
					Probability	0% –								Probability	100%	100%
					Weighting	100%	100%							Weighting	100%	100%
Equity investments	203	Last	Equity	Price	Per	0.000 –		0.41		2,416	Last	Equity	Price	Per	\$1.00–	
		Financing	Share			1.0000	\$				Financing	Share			\$215.03	\$
																26.93
Total Level 3 investments							\$	457,557								\$
																716,319

(1) Weighted average is calculated by multiplying (a) the unobservable input for each investment in the investment type by (b) (1) the fair value of the related investment in the investment type divided by (2) the total fair value of the investment type.

Borrowings: The Key Facility and the NYL Facility approximate fair value due to the variable interest rate of the facilities and are categorized as Level 2 within the fair value hierarchy described above. Additionally, the Company considers its creditworthiness in determining the fair value of such borrowings. The fair value of the fixed-rate 2026 Notes (as defined in Note 7) is based on the closing public share price on the date of measurement. On December 31, 2022 2023, the closing price of the 2026 Notes on the New York Stock Exchange was \$23.45 \$23.99 per note and had an aggregate fair value of \$53.9 million \$55.2 million. Therefore, the Company has categorized this borrowing as Level 1 within the fair value hierarchy described above. The fair value of the fixed-rate 2027 Notes (as defined in Note 7) is based on the closing public share price on the date of measurement. On December 31, 2022 2023, the closing price of the 2027 Notes on the New York Stock Exchange was \$23.20 \$24.50 per note and had an aggregate fair value of \$53.4 million \$56.4 million. Therefore, the Company has categorized this borrowing as Level 1 within the fair value hierarchy described above. Based on market quotations on December 31, 2022, the 2019 Asset-Backed Notes (as defined in Note 7) were trading at par value, or \$42.6 million, and are categorized as Level 3 within the fair value hierarchy described above. Based on market quotations on December 31, 2022 2023, the 2022 Asset-Backed Notes (as defined in Note 7) were trading at par value, or \$100.0 million, and are categorized as Level 3 within the fair value hierarchy described above. These borrowings are not recorded at fair value on a recurring basis.

122 121

Horizon Technology Finance Corporation and Subsidiaries

Notes to Consolidated Financial Statements

Off-balance-sheet instruments: Fair values for off-balance-sheet lending commitments are based on fees currently charged to enter into similar agreements, taking into account the remaining terms of the agreements and the counterparties' credit standings. Therefore, the Company has categorized these instruments as Level 3 within the fair value hierarchy described above.

The following tables detail table shows a reconciliation of the beginning and ending balances for Level 3 assets that are carried at fair value and measured at fair value on a recurring basis as of for the year ended December 31, 2022 2023:

	Year ended December 31, 2023				
	Debt	Warrant	Equity	Other	Total
	Investments	Investments	Investments	Investments	
	(In thousands)				
Level 3 assets, beginning of period	\$ 686,458	\$ 26,145	\$ 2,416	\$ 1,300	\$ 716,319
Purchase of investments	217,285	—	1,260	144	218,689
Warrants and equity received and classified as Level 3	—	2,763	89	—	2,852

Principal payments received on investments	(151,777)	—	—	(516)	(152,293)
Payment-in-kind interest on investments	8,433	—	—	—	8,433
Proceeds from sale of investments	(9,565)	(1,495)	(6)	—	(11,066)
Net realized (loss) gain on investments	(29,146)	1,003	(121)	—	(28,264)
Unrealized depreciation included in earnings	(35,564)	(5,436)	(2,496)	(652)	(44,148)
Transfer out of Level 3	(5,000)	—	(111)	—	(5,111)
Transfer out of debt and warrant investments	(12,399)	(5)	6,250	6,154	—
Other	1,447	—	—	—	1,447
Level 3 assets, end of period	<u>\$ 670,172</u>	<u>\$ 22,975</u>	<u>\$ 7,281</u>	<u>\$ 6,430</u>	<u>\$ 706,858</u>

122

Horizon Technology Finance Corporation and Subsidiaries

Notes to Consolidated Financial Statements

During the year ended 2021 December 31, 2023, there were two and indicate the transfers out of Level 3. One transfer out of Level 3 related to equity held in one portfolio company with an aggregate fair value hierarchy of \$0.1 million that was transferred to Level 1 upon the valuation techniques utilized by portfolio company becoming a public company. One transfer related to debt investments held in one portfolio company with an aggregate fair value of \$5.0 million that were transferred to Level 1 upon the Company to determine the fair value: conversion into shares of common stock of a public company.

	December 31, 2022			
	Level 1	Level 2	Level 3	Total
	(In thousands)			
Investments in money market funds	\$ —	\$ 7,066	\$ —	\$ 7,066
Restricted investments in money market funds	\$ —	\$ 2,788	\$ —	\$ 2,788
Debt investments	\$ —	\$ —	\$ 686,458	\$ 686,458
Warrant investments	—	3,567	26,145	29,712
Other investments	—	—	1,300	1,300
Equity investments	140	—	2,416	2,556
Total investments	<u>\$ 140</u>	<u>\$ 3,567</u>	<u>\$ 716,319</u>	<u>\$ 720,026</u>

The change in unrealized depreciation included in the consolidated statement of operations attributable to Level 3 investments still held at December 31, 2023 includes \$48.4 million in unrealized depreciation on debt and other investments, \$5.3 million in unrealized depreciation on warrant investments, and \$1.6 million in unrealized depreciation on equity investments.

	December 31, 2021			
	Level 1	Level 2	Level 3	Total
	(In thousands)			
Investments in money market funds	\$ —	\$ 7,868	\$ —	\$ 7,868
Restricted investments in money market funds	\$ —	\$ 1,359	\$ —	\$ 1,359
Debt investments	\$ —	\$ —	\$ 437,317	\$ 437,317
Warrant investments	—	363	19,837	20,200
Other investments	—	—	200	200
Equity investments	155	—	203	358
Total investments	<u>\$ 155</u>	<u>\$ 363</u>	<u>\$ 457,557</u>	<u>\$ 458,075</u>

The following table shows a reconciliation of the beginning and ending balances for Level 3 assets measured at fair value on a recurring basis for the year ended December 31, 2022:

	Year ended December 31, 2022					Year ended December 31, 2022				
	Debt Investments	Warrant Investments	Equity Investments	Other Investments	Total	Debt Investments	Warrant Investments	Equity Investments	Other Investments	Total
	(In thousands)					(In thousands)				
Level 3 assets, beginning of period	\$ 437,317	\$ 19,837	\$ 203	\$ 200	\$ 457,557	\$ 437,317	\$ 19,837	\$ 203	\$ 200	\$ 457,557

Purchase of investments	421,372	—	606	—	421,978	421,372	—	606	—	421,978
Warrants and equity received and classified as Level 3	—	5,664	8	—	5,672	—	5,664	8	—	5,672
Principal payments received on investments	(95,558)	—	—	(313)	(95,871)	(95,558)	—	—	(313)	(95,871)
Proceeds from sale of investments	(49,371)	(464)	—	—	(49,835)	(49,371)	(464)	—	—	(49,835)
Net realized (loss) gain on investments	(8,221)	264	—	(1,137)	(9,094)	(8,221)	264	—	(1,137)	(9,094)
Unrealized (depreciation) appreciation included in earnings	(10,044)	2,215	(401)	1,350	(6,880)	(10,044)	2,215	(401)	1,350	(6,880)
Transfer out of Level 3	—	(1,371)	—	—	(1,371)	—	(1,371)	—	—	(1,371)
Transfer out of debt investments	(3,200)	—	2,000	1,200	—	(3,200)	—	2,000	1,200	—
Other	(5,837)	—	—	—	(5,837)	(5,837)	—	—	—	(5,837)
Level 3 assets, end of period	\$ 686,458	\$ 26,145	\$ 2,416	\$ 1,300	\$ 716,319	\$ 686,458	\$ 26,145	\$ 2,416	\$ 1,300	\$ 716,319

123

During the year ended December 31, 2022, there were three transfers out of Level 3. One transfer out of Level 3 related to warrants held in one portfolio company with an aggregate fair value of \$0.04 million that was transferred to Level 2 upon the portfolio company becoming a public company. Two transfers out of Level 3 related to the conversion of warrants to equity held in two portfolio companies with an aggregate fair value of **\$1.3 million** **\$1.3 million** that were transferred to Level 1 upon the portfolio companies becoming a public **companies**. **company**. During the year ended December 31, 2022,, there was one transfer in to Level 3. The transfer **in** related to warrants held in one portfolio company with an aggregate fair value of less than **\$0.01 million** **\$0.01 million** that was transferred to Level 3 upon the portfolio company becoming a private company.

The change in unrealized depreciation included in the consolidated statement of operations attributable to Level 3 investments still held at December 31, 2022 includes \$21.0 million in unrealized depreciation on debt and other investments, \$2.6 million in unrealized appreciation on warrant investments, and **\$0.4 million** **\$0.4 million** in unrealized depreciation on equity investments.

The following table shows a reconciliation of the beginning and ending balances for Level 3 assets measured at fair value on a recurring basis for the year ended December 31, 2021:

	Year ended December 31, 2021				
	Debt	Warrant	Equity	Other	Total
	Investments	Investments	Investments	Investments	
	(In thousands)				
Level 3 assets, beginning of period	\$ 333,495	\$ 12,736	\$ 2,117	\$ 1,700	\$ 350,048
Purchase of investments	344,445	—	—	—	344,445
Warrants and equity received and classified as Level 3	—	2,681	—	—	2,681
Principal payments received on investments	(188,010)	—	—	—	(188,010)
Proceeds from sale of investments	(47,436)	(3,241)	—	(13)	(50,690)
Net realized (loss) gain on investments	(5,033)	2,514	—	—	(2,519)
Unrealized appreciation (depreciation) included in earnings	1,836	5,218	(1,682)	(1,487)	3,885
Transfer out of Level 3	—	(71)	(232)	—	(303)
Other	(1,980)	—	—	—	(1,980)

	(4,000)				(4,000)
Level 3 assets, end of period	\$ 437,317	\$ 19,837	\$ 203	\$ 200	\$ 457,557

During the year ended December 31, 2021, there were three transfers out of Level 3. One transfer out of Level 3 related to warrants held in one portfolio company with an aggregate fair value of \$0.1 million that was transferred to Level 2 upon the portfolio company becoming a public company. One transfer out of Level 3 related to equity held in one portfolio company with an aggregate fair value of \$0.1 million that was transferred to Level 1 upon the portfolio company becoming a public company. One transfer out of Level 3 related to equity held in one portfolio company with an aggregate fair value of \$0.2 million that was transferred to Level 1 upon the portfolio company being acquired by a public company.

The change in unrealized appreciation included in the consolidated statement of operations attributable to Level 3 investments still held at December 31, 2021 includes \$5.6 million in unrealized depreciation on debt and other investments and \$6.3 million in unrealized appreciation on warrant investments.

The Company discloses fair value information about financial instruments, whether or not recognized in the consolidated statement of assets and liabilities, for which it is practicable to estimate that value. Certain financial instruments are excluded from the disclosure requirements. Accordingly, the aggregate fair value amounts presented do not represent the underlying value of the Company.

The fair value amounts have been measured as of the reporting date and have not been reevaluated or updated for purposes of these financial statements subsequent to that date. As such, the fair values of these financial instruments subsequent to the reporting date may be different than amounts reported.

As of December 31, 2022 2023 and 2021 2022, all of the balances of all the Company's financial instruments were recorded at fair value, except for the Company's borrowings, as previously described.

Market risk

The Company assumes interest rate risk (the risk that general interest rate levels will change) as a result of its normal operations. As a result, the fair values of the Company's financial instruments will change when interest rate levels change, and that change may be either favorable or unfavorable to the Company. Management attempts to match maturities of assets and liabilities to the extent believed necessary to minimize interest rate risk. Management monitors rates and maturities of assets and liabilities and attempts to minimize interest rate risk by adjusting terms of new debt investments and by investing in securities with terms that mitigate the Company's overall interest rate risk.

124 123

Horizon Technology Finance Corporation and Subsidiaries

Notes to Consolidated Financial Statements

Note 7. Borrowings

The following table shows the Company's borrowings as of December 31, 2022 2023 and 2021 2022:

	December 31, 2022			December 31, 2021			December 31, 2023			Decem	
	Total Commitment	Balance Outstanding	Unused Commitment	Total Commitment	Balance Outstanding	Unused Commitment	Total Commitment	Balance Outstanding	Unused Commitment	Total Commitment	B Out
	(In thousands)						(In thousands)				
Key Facility	\$ 125,000	\$ 5,000	\$ 120,000	\$ 125,000	\$ 53,500	\$ 71,500	\$ 150,000	\$ 70,000	\$ 80,000	\$ 125,000	\$
NYL Facility	200,000	176,750	23,250	100,000	78,750	21,250	250,000	181,000	69,000	200,000	
2019 Asset- Backed Notes	42,573	42,573	—	70,500	70,500	—	—	—	—	42,573	
2022 Asset- Backed Notes	100,000	100,000	—	—	—	—	100,000	100,000	—	100,000	
2027 Notes	57,500	57,500	—	—	—	—	57,500	57,500	—	57,500	
2026 Notes	57,500	57,500	—	57,500	57,500	—	57,500	57,500	—	57,500	
Total before debt issuance costs	582,573	439,323	143,250	353,000	260,250	92,750	615,000	466,000	149,000	582,573	

Unamortized debt issuance costs attributable to term borrowings												
	—	(5,245)	—	—	(2,637)	—	—	(3,765)	—	—		
Total borrowings outstanding, net	\$ 582,573	\$ 434,078	\$ 143,250	\$ 353,000	\$ 257,613	\$ 92,750	\$ 615,000	\$ 462,235	\$ 149,000	\$ 582,573	\$	

As of December 31, 2022 2023, with certain limited exceptions the Company, as a BDC is only allowed to borrow amounts such that the Company's asset coverage, as defined in the 1940 Act, is at least 150% after such borrowings. As of December 31, 2022 2023, the asset coverage for borrowed amounts was 172% 170%.

Credit Facilities

Key Facility

The Company entered into the Key Facility with Key effective November 4, 2013. On June 22, 2021, 29, 2023 the Company amended the Key Facility, among other things, to amend increase the interest rate applied commitment amount to the outstanding principal balance \$150 million and to extend increase the period during which we may request advances under amount of the Key Facility to June 22, 2024. The Key Facility has an accordion feature which now allows for an the potential increase in the total loan commitment amount to \$150 million from the \$125 million commitment, \$300 million. The Key Facility is collateralized by all debt investments and warrants held by Credit II and permits an advance rate of up to 60% of eligible debt investments held by Credit II. The Key Facility contains covenants that, among other things, require the Company to maintain a minimum net worth and to restrict the debt investments securing the Key Facility to certain criteria for qualified debt investments and includes portfolio company concentration limits as defined in the related loan agreement. The Company may request advances under the Key Facility through June 22, 2024 and the Key Facility is scheduled to mature on June 22, 2026. Through June 21, 2021, the interest rate on the Key Facility was based upon the one-month LIBOR plus a spread of 3.25%, with a LIBOR floor of 1.00%. From and after June 30, 2021, the interest rate on the Key Facility is based on the rate of interest published in The Wall Street Journal as the prime rate in the United States plus 0.25%, with a prime rate floor of 4.25%. The prime rate was 7.50% 8.50% and 3.25% 7.50% on December 31, 2022 2023 and December 31, 2021, 2022, respectively. The average interest rate for the years ended December 31, 2022 2023 and 2021 2022 was 5.33% 8.45% and 4.25% 5.33%, respectively. The Key Facility requires the payment of an unused line fee in an amount up to 0.50% on an annualized basis of any unborrowed amount available under the facility. As of December 31, 2022 2023 and 2021 2022, the Company had borrowing capacity under the Key Facility of \$120.0 million \$80.0 million and \$71.5 million, \$120.0 million, respectively. At December 31, 2022 2023 and 2021 2022, \$40.2 \$25.0 million and \$19.8 million, \$40.2 million, respectively, was available for borrowing, subject to existing terms and advance rates.

NYL Facility

On April 21, 2020, the Company purchased all of the limited liability company interests of Arena in HSLFI, which is a party to the NYL Facility. HSLFI entered into the NYL Facility with the NYL Noteholders for an aggregate purchase price of up to \$100.0 million, with an accordion feature of up to \$200.0 million at the mutual discretion and agreement of HSLFI and the NYL Noteholders. On June 1, 2018, HSLFI sold or contributed to HFI certain secured loans made to certain portfolio companies pursuant to the Sale and Servicing Agreement. Any notes issued by HFI are collateralized by all investments held by HFI and permit an advance rate of up to 67% of the aggregate principal amount of eligible debt investments. The notes were issued pursuant to the Indenture. The interest rate on the notes issued under the NYL Facility was based on the three year USD mid-market swap rate plus a margin of between 3.55% and 5.15% with an interest rate floor, depending on the rating of such notes at the time of issuance.

On February 25, 2022, the Company amended its NYL Facility increasing to, among other things, reduce the applicable margin used to calculate the credit facility's interest rate on the Company's borrowings above \$100.0 million. Such borrowings were priced at the three-year USD mid-market swap rate plus 3.00%.

On May 24, 2023, the Company amended its NYL Facility to, among other things, increase the commitment by \$100.0 million \$50.0 million to enable its wholly-owned subsidiary to issue up to \$200.0 million \$250.0 million of secured notes. The amendment to the NYL Facility extends the investment period to June 2023 2024 and the maturity date of all advances to June 2028, 2029. In addition, the amendment among other things, reduces amended the applicable margin used to calculate the credit facility's interest rate on for advances made after May 24, 2023, fixing the Company's borrowings above \$100.0 million. Such borrowings will be priced interest rate at the three-year USD mid-market swap greater of (i) 4.60% and (ii) the Three Year I Curve plus 3.50%, with the interest rate plus 3.00%, to be reset on any advance date.

There were \$176.8 \$181.0 million and \$78.8 million \$176.8 million in advances made by the NYL Noteholders as of December 31, 2022 2023 and 2021, 2022, respectively. The interest rate as of December 31, 2022 2023 and 2021 2022 was 5.57% 5.96% and 4.62% 5.57%, respectively. As of December 31, 2022 2023 and December 31, 2021 2022,, the Company had borrowing capacity under the NYL Facility of \$23.2 \$69.0 million and \$21.2 million \$23.2 million, respectively. At December

31, 2022 2023 and December 31, 2021 2022,, \$23.2 \$17.4 million and \$5.7 million \$23.2 million, respectively, was available for borrowing, subject to existing terms and advance rates.

Under the terms of the NYL Facility, the Company is required to maintain a reserve cash balance, which may be used to pay monthly interest and principal payments on the NYL Facility. The Company has segregated these funds and classified them as restricted investments in money market funds. At December 31, 2022 2023 and 2021, 2022, there were approximately \$1.0 \$1.4 million and \$0.5 million \$1.0 million, respectively, of restricted investments.

124

Horizon Technology Finance Corporation and Subsidiaries

Notes to Consolidated Financial Statements

Securizations

2019 Asset-Backed Notes

On August 13, 2019, the Company completed a term debt securitization in connection with which an affiliate of the Company made an offering of the 2019 Asset-Backed Notes. The 2019 Asset-Backed Notes were rated A+(sf) by Morningstar Credit Ratings, LLC. There has been was no change in the rating since August 13, 2019. The 2019 Asset-Backed Notes were repaid in full on November 22, 2023.

125

The 2019 Asset-Backed Notes were issued by the 2019-1 Trust pursuant to a note purchase agreement, dated as of August 13, 2019, by and among the Company and Keybank Capital Markets Inc. as Initial Purchaser, and are were backed by a pool of loans made to certain portfolio companies of the Company and secured by certain assets of those portfolio companies and are were to be serviced by the Company. Interest on the 2019 Asset-Backed Notes will be was paid, to the extent of funds available, at a fixed rate of 4.21% per annum. The reinvestment period of the 2019 Asset-Backed Notes ended July 15, 2021 and the maturity is date was September 15, 2027.

As of December 31, 2023, the 2019 Asset-Backed Notes were repaid in full. The Company accelerated \$0.2 million of unamortized debt issuance costs related to the 2019 Asset-Backed Notes. As of December 31, 2022, and 2021, the 2019 Asset-Backed Notes had an outstanding principal balance of \$42.6 million and \$70.5 million, respectively, million.

Under the terms of the 2019 Asset-Backed Notes, the Company is was required to maintain a reserve cash balance, funded through proceeds from the sale of the 2019 Asset-Backed Notes, which may be have been used to pay monthly interest and principal payments on the 2019 Asset-Backed Notes. The Company has had segregated these funds and classified them as restricted investments in money market funds. At December 31, 2022, and 2021, there were approximately \$0.6 million and \$0.9 \$0.6 million of restricted investments, respectively, investments.

2022 Asset-Backed Notes

On November 9, 2022, the Company completed a term debt securitization in connection with which an affiliate of the Company made an offering of the 2022 Asset-Backed Notes. The 2022 Asset-Backed Notes were rated A by DRBS, DBRS, Inc. There has been no change in the rating since November 9, 2022.

The 2022 Asset-Backed Notes were issued by the 2022-1 Trust pursuant to a note purchase agreement, dated as of November 9, 2022, by and among the Company and Keybank Capital Markets Inc. as Initial Purchaser, and are backed by a pool of loans made to certain portfolio companies of the Company and secured by certain assets of those portfolio companies and are to be serviced by the Company. Interest on the 2022 Asset-Backed Notes will be paid, to the extent of funds available, at a fixed rate of 7.56% per annum. The reinvestment period of the 2022 Asset-Backed Notes ends November 15, 2024 and the maturity date is November 15, 2030.

As of December 31, 2023 and 2022, the 2022 Asset-Backed Notes had an outstanding principal balance of \$100.0 million.

Under the terms of the 2022 Asset-Backed Notes, the Company is required to maintain a reserve cash balance, funded through proceeds from the sale of the 2022 Asset-Backed Notes, which may be used to pay monthly interest and principal payments on the 2022 Asset-Backed Notes. The Company has segregated these funds and classified them as restricted investments in money market funds. At December 31, 2023 and 2022, there were approximately \$1.0 million \$1.3 million and \$1.2 million, respectively, of restricted investments.

Unsecured Notes

2022 Notes

On September 29, 2017, the Company issued and sold an aggregate principal amount of \$32.5 million of 6.25% notes due in 2022 and on October 11, 2017, pursuant to the underwriters' 30-day option to purchase additional notes, the Company sold an additional \$4.9 million of such notes (collectively, the "2022 Notes"). The 2022 Notes had a stated maturity of September 15, 2022 and were redeemable in whole or in part at the Company's option at any time or from time to time on or after September 15, 2019 at a redemption price of \$25 per security plus accrued and unpaid interest. The 2022 Notes bore interest at a rate of 6.25% per year, payable quarterly on March 15, June 15, September 15 and December 15 of each year. The 2022 Notes were the Company's direct unsecured obligations and (i) ranked equally in right of payment with the Company's current and future unsecured indebtedness; (ii) were senior in right of payment to any of the Company's future indebtedness that expressly provides it is subordinated to the 2022 Notes; (iii) were effectively subordinated to all of the Company's existing and future secured indebtedness (including indebtedness that is initially unsecured to which the Company subsequently grants security), to the extent of the value of the assets securing such indebtedness, and (iv) were structurally subordinated to all existing and future indebtedness and other obligations of any of the Company's subsidiaries. On April 24, 2021 (the "Redemption Date"), the Company redeemed all of the issued and outstanding 2022 Notes in an aggregate principal amount of \$37.4 million and paid accrued interest of \$0.3 million. The Company accelerated \$0.4 million of unamortized debt issuance costs related to the 2022 Notes. The 2022 Notes were delisted effective on the Redemption Date.

2026 Notes

On March 30, 2021, the Company issued and sold an aggregate principal amount of \$57.5 million of 4.875% notes due in 2026 (the "2026 Notes"). The amount of 2026 Notes issued and sold included the full exercise by the underwriters of their option to purchase \$7.5 million in aggregate principal of additional notes. The 2026 Notes have a stated maturity of March 30, 2026 and may be redeemed in whole or in part at the Company's option at any time or from time to time on or after March 30, 2023 at a redemption price of \$25 per security plus accrued and unpaid interest. The 2026 Notes bear interest at a rate of 4.875% per year, payable quarterly on March 30, June 30, September 30 and December 30 of each year. The 2026 Notes are the Company's direct unsecured obligations and (i) rank equally in right of payment with the Company's current and future unsecured indebtedness; (ii) are senior in right of payment to any of the Company's future indebtedness that expressly provides it is subordinated to the 2026 Notes; (iii) are effectively subordinated to all of the Company's existing and future secured indebtedness (including indebtedness that is initially unsecured to which the Company subsequently grants security), to the extent of the value of the assets securing such indebtedness, and (iv) are structurally subordinated to all existing and future indebtedness and other obligations of any of the Company's subsidiaries. As of December 31, 2022 2023, the Company was in material compliance with the terms of the 2026 Notes. The 2026 Notes are listed on the New York Stock Exchange under the symbol "HTFB".

126 125

Horizon Technology Finance Corporation and Subsidiaries

Notes to Consolidated Financial Statements

2027 Notes

On June 15, 2022, the Company issued and sold an aggregate principal amount of \$50.0 million of 6.25% notes due in 2027 and on July 11, 2022, pursuant to the underwriters' 30-day option to purchase additional notes, the Company sold an additional \$7.5 million of such notes (collectively, the "2027 Notes"). The 2027 Notes have a stated maturity of June 15, 2027 and may be redeemed in whole or in part at the Company's option at any time or from time to time on or after June 15, 2024 at a redemption price of \$25 per security plus accrued and unpaid interest. The 2027 Notes bear interest at a rate of 6.25% per year, payable quarterly on March 30, June 30, September 30 and December 30 of each year, commencing on September 30, 2022. The 2027 Notes are the Company's direct unsecured obligations and (i) rank equally in right of payment with the Company's current and future unsecured indebtedness; (ii) are senior in right of payment to any of the Company's future indebtedness that expressly provides it is subordinated to the 2027 Notes; (iii) are effectively subordinated to all of the Company's existing and future secured indebtedness (including indebtedness that is initially unsecured to which the Company subsequently grants security), to the extent of the value of the assets securing such indebtedness, and (iv) are structurally subordinated to all existing and future indebtedness and other obligations of any of the Company's subsidiaries. As of December 31, 2022 2023, the Company was in material compliance with the terms of the 2027 Notes. The 2027 Notes are listed on the New York Stock Exchange under the symbol "HTFC".

The following table shows information about our senior securities as of December 31, 2023, 2022, 2021, 2020, 2019, 2018, 2017, 2016, 2015 and 2014:

Class and Year	Total Amount				Total Amount			
	Outstanding		Involuntary	Average	Outstanding		Involuntary	Average
	Exclusive of	Asset	Liquidation	Market	Exclusive of	Asset	Liquidation	Market
	Treasury	Coverage	Preference	Value per	Treasury	Coverage	Preference	Value per
	Securities(1)	per Unit(2)	per Unit(3)	Unit(4)	Securities(1)	per Unit(2)	per Unit(3)	Unit(4)
	(In thousands, except unit data)				(In thousands, except unit data)			

Credit facilities															
2023							\$	251,000	\$	3,147	—	N/A			
2022			\$	181,750	\$	4,169	—	N/A	\$	181,750	\$	4,169	—	N/A	
2021			\$	132,250	\$	3,823	—	N/A	\$	132,250	\$	3,823	—	N/A	
2020			\$	50,250	\$	7,965	—	N/A	\$	50,250	\$	7,965	—	N/A	
2019			\$	17,000	\$	19,908	—	N/A	\$	17,000	\$	19,908	—	N/A	
2018			\$	90,500	\$	2,896	—	N/A	\$	90,500	\$	2,896	—	N/A	
2017							\$	58,000	\$	3,973	—	N/A			
2016							\$	63,000	\$	3,733	—	N/A			
2015							\$	68,000	\$	4,048	—	N/A			
2014							\$	10,000	\$	22,000	—	N/A			
2027 Notes															
2022			\$	57,500	\$	13,179	—	\$	24.09						
2026 Notes															
2022			\$	57,500	\$	13,179	—	\$	24.45						
2021			\$	57,500	\$	8,793	—	\$	25.90						
2022 Notes															
2022			\$	—	\$	—	—	N/A							
2021			\$	—	\$	—	—	N/A							
2020			\$	37,375	\$	10,708	—	\$	24.60						
2019			\$	37,375	\$	9,055	—	\$	25.53						
2017			\$	37,375	\$	7,014		\$	25.52						
2022-1 Securitization															
2022			\$	100,000	\$	7,578	—	N/A							
2019-1 Securitization															
2022			\$	42,573	\$	17,799	—	N/A							
2021			\$	70,500	\$	7,171	—	N/A							
2020			\$	100,000	\$	4,002	—	N/A							
2019			\$	100,000	\$	3,384	—	N/A							
Total senior securities															
2023							\$	57,500	\$	13,739	—	\$	24.26		
2022			\$	439,323	\$	1,725	—	N/A	\$	57,500	\$	13,179	—	\$	24.09
2021			\$	260,250	\$	1,943	—	N/A		—	—	—	—		
2020			\$	187,625	\$	2,133	—	N/A		—	—	—	—		
2019			\$	154,375	\$	2,192	—	N/A		—	—	—	—		
2018			\$	127,875	\$	2,050	—	N/A		—	—	—	—		
2017								—	—	—	—				
2016								—	—	—	—				
2015								—	—	—	—				
2014								—	—	—	—				
2026 Notes															
2023							\$	57,500	\$	13,739	—	\$	23.75		
2022							\$	57,500	\$	13,179	—	\$	24.45		
2021							\$	57,500	\$	8,793	—	\$	25.90		
2020								—	—	—	—				
2019								—	—	—	—				
2018								—	—	—	—				
2017								—	—	—	—				
2016								—	—	—	—				
2015								—	—	—	—				
2014								—	—	—	—				
2022 Notes															

2023	—	—	—	—
2022	—	—	—	—
2021	—	—	—	—
2020	\$ 37,375	\$ 10,708	—	\$ 24.60
2019	\$ 37,375	\$ 9,055	—	\$ 25.53
2018	\$ 37,375	\$ 7,014	—	\$ 25.52
2017	\$ 37,375	\$ 6,166	—	\$ 25.66
2016	—	—	—	—
2015	—	—	—	—
2014	—	—	—	—

126

Horizon Technology Finance Corporation and Subsidiaries

Notes to Consolidated Financial Statements

Class and Year	Total Amount			
	Outstanding		Involuntary	
	Exclusive of		Liquidation	
	Treasury Securities(1)	Asset Coverage per Unit(2)	Preference per Unit(3)	Average Market Value per Unit(4)
(In thousands, except unit data)				
2019 Notes				
2023	—	—	—	—
2022	—	—	—	—
2021	—	—	—	—
2020	—	—	—	—
2019	—	—	—	—
2018	—	—	—	—
2017	—	—	—	—
2016	\$ 33,000	\$ 7,127	—	\$ 25.42
2015	\$ 33,000	\$ 8,342	—	\$ 25.26
2014	\$ 33,000	\$ 6,667	—	\$ 25.64
2022-1 Securitization				
2023	\$ 100,000	\$ 7,900	—	N/A
2022	\$ 100,000	\$ 7,578	—	N/A
2021	—	—	—	—
2020	—	—	—	—
2019	—	—	—	—
2018	—	—	—	—
2017	—	—	—	—
2016	—	—	—	—
2015	—	—	—	—
2014	—	—	—	—
2019-1 Securitization				
2023	\$ —	\$ —	—	N/A
2022	\$ 42,573	\$ 17,799	—	N/A
2021	\$ 70,500	\$ 7,171	—	N/A
2020	\$ 100,000	\$ 4,002	—	N/A
2019	\$ 100,000	\$ 3,384	—	N/A
2018	—	—	—	—

2017		—		—		—		—
2016		—		—		—		—
2015		—		—		—		—
2014		—		—		—		—
2013-1 Securitization								
2023		—		—		—		—
2022		—		—		—		—
2021		—		—		—		—
2020		—		—		—		—
2019		—		—		—		—
2018		—		—		—		—
2017		—		—		—		—
2016		—		—		—		—
2015		\$ 14,546		\$ 18,926		—		N/A
2014		\$ 38,753		\$ 5,677		—		N/A
Total senior securities								
2023		\$ 466,000		\$ 1,695		—		N/A
2022		\$ 439,323		\$ 1,725		—		N/A
2021		\$ 260,250		\$ 1,943		—		N/A
2020		\$ 187,625		\$ 2,133		—		N/A
2019		\$ 154,375		\$ 2,192		—		N/A
2018		\$ 127,875		\$ 2,050		—		N/A
2017		\$ 95,375		\$ 2,416		—		N/A
2016		\$ 96,000		\$ 2,450		—		N/A
2015		\$ 115,546		\$ 2,383		—		N/A
2014		\$ 81,753		\$ 2,691		—		N/A

- (1) Total amount of senior securities outstanding at the end of the period presented.
- (2) Asset coverage per unit is the ratio of the original cost less accumulated depreciation, amortization or impairment of the Company's total consolidated assets, less all liabilities and indebtedness not represented by senior securities, to the aggregate amount of senior securities representing indebtedness. Asset coverage per unit is expressed in terms of dollar amounts per \$1,000 of indebtedness.
- (3) The amount which the holder of such class of senior security would be entitled upon the voluntary liquidation of the applicable issuer in preference to any security junior to it. The "—" in this column indicates that the SEC expressly does not require this information to be disclosed for certain types of securities.
- (4) Not applicable to the Company's credit facilities, 2013-1 Securitization, 2019-1 Securitization and 2022-1 Securitization because such securities are not registered for public trading.

127

Horizon Technology Finance Corporation and Subsidiaries

Notes to Consolidated Financial Statements

Note 8. Federal income tax

The Company has elected to be treated as a RIC under Subchapter M of the Code and to distribute substantially all of its taxable income. Accordingly, no provision for federal, state or local income tax has been recorded in the financial statements. Taxable income differs from net increase in net assets resulting from operations primarily due to unrealized appreciation on investments as investment gains and losses are not included in taxable income until they are realized.

127

The following table reconciles net (decrease) increase in net assets resulting from operations to taxable income:

	Years Ended December 31,			Years Ended December 31,		
	2022	2021	2020	2023	2022	2021
	(In thousands)			(In thousands)		
Net increase in net assets resulting from operations	\$ 21,151	\$ 27,782	\$ 6,364			
Net (decrease) increase in net assets resulting from operations				\$ (17,185)	\$ 21,151	\$ 27,782
Net unrealized depreciation (appreciation) on investments	5,552	(3,205)	(313)	48,780	5,552	(3,205)
Other book-tax differences	3,292	1,462	782	931	3,292	1,462
Change in capital loss carry forward	9,484	3,643	14,698	29,853	9,484	3,643
Taxable income before deductions for distributions	\$ 39,479	\$ 29,682	\$ 21,531	\$ 62,379	\$ 39,479	\$ 29,682

The tax characters of distributions paid are as follows:

	Years Ended December 31,			Years Ended December 31,		
	2022	2021	2020	2023	2022	2021
	(In thousands)			(In thousands)		
Ordinary income	\$ 31,490	\$ 25,099	\$ 21,592	\$ 42,576	\$ 31,490	\$ 25,099
Total	\$ 31,490	\$ 25,099	\$ 21,592	\$ 42,576	\$ 31,490	\$ 25,099

The components of undistributed ordinary income earnings on a tax basis were as follows:

	As of December 31,			As of December 31,		
	2022	2021	2020	2023	2022	2021
	(In thousands)			(In thousands)		
Undistributed ordinary income	\$ 18,813	\$ 10,825	\$ 6,242	\$ 38,616	\$ 18,813	\$ 10,825
Long term capital loss carry forward	(73,055)	(63,571)	(59,928)	(102,908)	(73,055)	(63,571)
Unrealized appreciation	18,542	12,973	9,578	14,935	18,542	12,973
Unrealized depreciation	(19,771)	(8,738)	(8,545)	(65,032)	(19,771)	(8,738)
Other temporary differences	11,875	7,465	5,983	12,547	11,875	7,465
Total	\$ (43,596)	\$ (41,046)	\$ (46,670)	\$ (101,842)	\$ (43,596)	\$ (41,046)

Depending on the level of taxable income earned in a tax year, the Company may choose to carry forward taxable income in excess of current year distributions into the next tax year and incur a 4% excise tax on such income, as required. For the years ended December 31, 2022 2023 and 2021 2022, the Company elected to carry forward taxable income in excess of current year distributions of \$18.8 million \$38.6 million and \$10.8 million \$18.8 million, respectively. At December 31, 2022 2023 and 2021 2022, a provision for excise tax of \$0.7 million \$1.5 million and \$0.4 million, \$0.7 million, respectively was recorded.

Capital losses in excess of capital gains earned in a tax year may generally be carried forward, without expiration, and used to offset capital gains, subject to certain limitations. During the years ended December 31, 2022, 2023, 2021 2022 and 2020 2021, the Company did not use any material capital loss carry forwards to offset capital gains.

For federal income tax purposes, the tax cost of investments at December 31, 2022 2023 and 2021 2022 was \$721.2 million \$759.2 million and \$453.8 million \$721.2 million, respectively. The gross unrealized appreciation on investments at December 31, 2022 2023 and 2021 2022 was \$18.5 million \$14.9 million and \$13.0 million \$18.5 million, respectively. The gross unrealized depreciation on investments at December 31, 2022 2023 and 2021 2022 was \$19.8 million \$65.0 million and \$8.7 million \$19.8 million, respectively.

In the normal course of business, the Company is party to financial instruments with off-balance-sheet risk to meet the financing needs of its borrowers. These financial instruments include commitments to extend credit and involve, to varying degrees, elements of credit risk in excess of the amount recognized in the consolidated statement of assets and liabilities. The Company attempts to limit its credit risk by conducting extensive due diligence and obtaining collateral where appropriate.

128

The balance of unfunded commitments to extend credit was ~~\$190.0~~ \$180.5 million and ~~\$114.5 million~~ \$190.0 million as of December 31, ~~2022~~ 2023 and ~~2021~~ 2022, respectively. Commitments to extend credit consist principally of the unused portions of commitments that obligate the Company to extend credit, often subject to financial or non-financial milestones and other conditions to borrow that must be achieved before the commitment can be drawn. In addition, the commitments generally have fixed expiration dates or other termination clauses. Since commitments may expire without being drawn upon, the total commitment amounts do not necessarily represent future cash requirements.

The following table provides the Company's unfunded commitments by portfolio company as of December 31, ~~2022~~ 2023, and 2022:

	December 31, 2022		December 31, 2023		December 31, 2022	
	Fair Value of		Fair Value of		Fair Value of	
	Unfunded		Unfunded		Unfunded	
	Principal	Commitment	Principal	Commitment	Principal	Commitment
	Balance	Liability	Balance	Liability	Balance	Liability
	(In thousands)		(In thousands)		(In thousands)	
BrightInsight, Inc.	\$ 21,000	\$ 278	\$ 15,500	\$ 241	\$ 21,000	\$ 278
Britecore Holdings, Inc.	5,000	66	5,000	72	5,000	66
Candesant Biomedical Corporation			10,000	151	—	—
Castle Creek Biosciences	4,000	72	—	—	4,000	72
Divergent Technologies, Inc.	22,500	236	11,250	118	22,500	236
Elligo Healthcare Research, Inc.			15,000	194	—	—
Engage3, LLC	8,000	40	—	—	8,000	40
Groundspeed Analytics, Inc.	15,000	150	—	—	15,000	150
Hound Labs, Inc.	7,500	88	—	—	7,500	88
KSQ Therapeutics, Inc.	10,000	100	—	—	10,000	100
Lytics, Inc.	5,000	65	—	—	5,000	65
MicroTransponder, Inc.			22,500	—	—	—
Mirantis, Inc.			15,000	136	—	—
Native Microbials, Inc.	7,500	72	—	—	7,500	72
Optoro, Inc.	15,000	38	6,250	—	15,000	38
Parse Biosciences, Inc.			15,000	251	—	—
PDS Biotechnology Corporation	10,000	158	—	—	10,000	158
Robin Healthcare, Inc.	10,000	100	—	—	10,000	100
SafelyYou, Inc.			20,000	270	—	—
Scientia Vascular, Inc.	10,000	110	—	—	10,000	110
Slingshot Aerospace, Inc.	5,000	64	—	—	5,000	64
Sonex Health, Inc.			15,000	176	—	—
Supply Network Visibility Holdings, LLC			10,000	35	—	—
Swift Health Systems Inc.	25,500	105	—	—	25,500	105
Tallac Therapeutics, Inc.			10,000	229	—	—
Temperpack Technologies, Inc.	9,000	19	—	—	9,000	19
Viken Detection Corporation			10,000	160	—	—
Total	\$ 190,000	\$ 1,761	\$ 180,500	\$ 2,033	\$ 190,000	\$ 1,761

The table above also provides the fair value of the Company's unfunded commitment liability as of December 31, ~~2023~~ and 2022 which totaled ~~\$1.8 million.~~ \$2.0 million and \$1.8 million, respectively. The fair value at inception of the delay draw credit agreements is equal to the fees and/or warrants received to enter into these agreements, taking into account the remaining terms of the agreements and the counterparties' credit profile. The unfunded commitment liability reflects the fair value of these future funding commitments and is included in the Company's consolidated statement of assets and liabilities.

Horizon Technology Finance Corporation and Subsidiaries

Notes to Consolidated Financial Statements

Note 10. Concentrations of credit risk

The Company's debt investments consist primarily of loans to development-stage companies at various stages of development in the technology, life science, healthcare information and services and sustainability industries. Many of these companies may have relatively limited operating histories and also may experience variation in operating results. Many of these companies conduct business in regulated industries and could be affected by changes in government regulations. Most of the Company's borrowers will need additional capital to satisfy their continuing working capital needs and other requirements, and in many instances, to service the interest and principal payments on the loans.

The Company's largest debt investments may vary from year to year as new debt investments are recorded and existing debt investments are repaid. The Company's five largest debt investments at cost and fair value, represented 23% and 26% of total debt investments outstanding as of December 31, 2022, 2023 and 2021, 2022. The Company's five largest debt investments at fair value represented 22% and 23% of total debt investments outstanding as of December 31, 2023 and 2022, respectively. No single debt investment represented more than 10% of the total debt investments at cost or fair value as of December 31, 2022, 2023 or 2021, 2022. Investment income, consisting of interest and fees, can fluctuate significantly upon repayment of large debt investments. Interest income from the five largest debt investments at cost accounted for 15% 17%, 17% 15% and 23% 17% of total interest and fee income on investments for the years ended December 31, 2022, 2023, 2021, 2022 and 2020, 2021, respectively. Interest income from the five largest debt investments at fair value accounted for 15%, 15% and 17% of total interest and fee income on investments for the years ended December 31, 2023, 2022 and 2021, respectively.

129 130

Horizon Technology Finance Corporation and Subsidiaries

Notes to Consolidated Financial Statements

Note 11. Distributions

The Company's distributions are recorded on the declaration date. The following table summarizes the Company's distribution activity for the years ended December 31, 2022, 2023 and 2021, 2022:

Date					DRIP	DRIP					DRIP	DRIP
			Amount	Cash	Shares	Share						
Declared	Record Date	Payment Date	Per Share	Distribution	Issued	Value	Record Date	Payment Date	Per Share	Cash Distribution	Shares Issued	Share Value
(In thousands, except share and per share data)												
Year Ended December												
31, 2023												
10/27/2023							2/16/24	3/15/24	\$ 0.11	\$ —	—	\$ —
10/27/2023							1/18/24	2/14/24	0.11	3,462	15,873	210
10/27/2023							12/19/23	1/16/24	0.11	3,472	14,563	199
10/27/2023							11/17/23	12/15/23	0.05	1,574	7,137	93
7/28/2023							11/17/23	12/15/23	0.11	3,463	15,701	206
7/28/2023							10/18/23	11/15/23	0.11	3,493	14,022	173
7/28/2023							9/19/23	10/16/23	0.11	3,445	15,067	184
4/28/2023							8/17/23	9/15/23	0.11	3,458	8,665	106
4/28/2023							7/18/23	8/15/23	0.11	3,427	8,307	105
4/28/2023							6/16/23	7/14/23	0.11	3,434	7,424	96
2/23/2023							5/18/23	6/14/23	0.11	3,087	7,128	86
2/23/2023							4/18/23	5/16/23	0.11	3,068	6,705	84
2/23/2023							3/17/23	4/14/23	0.11	3,035	6,894	81
	(In thousands, except share and per share data)								\$ 1.37	\$ 38,418	127,486	\$ 1,623
Year Ended December												

Year Ended December 31, 2022																		
10/28/2022	2/17/23	3/15/23	\$	0.11	\$	—	—	\$	—	2/17/23	3/15/23	\$	0.11	\$	3,040	6,764	\$	75
10/28/2022	1/18/23	2/15/23		0.11		3,021	5,754		74	1/18/23	2/15/23		0.11		3,021	5,754		74
10/28/2022	12/19/22	1/13/23		0.11		2,978	5,618		69	12/19/22	1/13/23		0.11		2,978	5,618		69
10/28/2022	11/17/22	12/15/22		0.05		1,319	2,171		27	11/17/22	12/15/22		0.05		1,319	2,171		27
7/29/2022	11/17/22	12/15/22		0.10		2,638	4,341		57	11/17/22	12/15/22		0.10		2,638	4,341		57
7/29/2022	10/18/22	11/15/22		0.10		2,580	4,621		60	10/18/22	11/15/22		0.10		2,580	4,621		60
7/29/2022	9/19/22	10/14/22		0.10		2,558	7,703		81	9/19/22	10/14/22		0.10		2,558	7,703		81
4/29/2022	8/18/22	9/15/22		0.10		2,528	4,925		60	8/18/22	9/15/22		0.10		2,528	4,925		60
4/29/2022	7/19/22	8/16/22		0.10		2,484	3,939		55	7/19/22	8/16/22		0.10		2,484	3,939		55
4/29/2022	6/17/22	7/15/22		0.10		2,434	4,286		51	6/17/22	7/15/22		0.10		2,434	4,286		51
2/25/2022	5/18/22	6/15/22		0.10		2,378	4,428		50	5/18/22	6/15/22		0.10		2,378	4,428		50
2/25/2022	4/19/22	5/16/22		0.10		2,349	4,088		49	4/19/22	5/16/22		0.10		2,349	4,088		49
2/25/2022	3/18/22	4/14/22		0.10		2,352	3,221		46	3/18/22	4/14/22		0.10		2,352	3,221		46
			\$	1.28	\$	29,619	55,095	\$	679			\$	1.28	\$	32,659	61,859	\$	754

Year Ended December 31, 2021																			
10/22/21	2/18/22	3/16/22	\$	0.10	\$	2,100	3,409	\$	46										
10/22/21	1/19/22	2/16/22		0.10		2,096	2,680		43										
10/22/21	12/17/21	1/14/22		0.10		2,031	3,417		56										
10/22/21	11/18/21	12/15/21		0.05		1,013	1,197		20										
7/23/21	11/18/21	12/15/21		0.10		2,027	2,395		38										
7/23/21	10/19/21	11/16/21		0.10		2,010	1,907		34										
7/23/21	9/17/21	10/15/21		0.10		2,008	2,068		36										
4/23/21	8/18/21	9/15/21		0.10		1,996	2,041		34										
4/23/21	7/20/21	8/16/21		0.10		1,983	1,937		34										
4/23/21	6/17/21	7/16/21		0.10		1,964	1,888		33										
2/26/21	5/18/21	6/15/21		0.10		1,964	1,671		29										
2/26/21	4/20/21	5/14/21		0.10		1,937	1,794		29										
2/26/21	3/18/21	4/16/21		0.10		1,938	1,653		28										
			\$	1.25	\$	25,067	28,057	\$	460										

On February 23, 2023, 2024, the Board declared monthly distributions per share and a special distribution per share, payable as set forth in the following table:

Ex-Dividend Date	Record Date	Payment Date	Distributions Declared
March 16, 2023	March 17, 2023	April 14, 2023	\$ 0.11
April 17, 2023	April 18, 2023	May 16, 2023	\$ 0.11
May 17, 2023	May 18, 2023	June 14, 2023	\$ 0.11

Monthly distributions

Ex-Dividend Date	Record Date	Payment Date	Distributions Declared
May 16, 2024	May 17, 2024	June 14, 2024	\$ 0.11
April 17, 2024	April 18, 2024	May 15, 2024	\$ 0.11
March 18, 2024	March 19, 2024	April 16, 2024	\$ 0.11

Special distributions

Ex-Dividend Date	Record Date	Payment Date	Distributions Declared
March 18, 2024	March 19, 2024	April 16, 2024	\$ 0.05

After paying distributions of \$1.25\$1.37 per share deemed paid for tax purposes in 2022 2023, declaring on October 28, 27, 2022 2023 a distribution of \$0.11 per share payable January 13, 16, 2023 2024 and taxable earnings of \$1.60\$2.01 per share in 2022 2023, the Company's undistributed overlever income as of December 31

share payable January 2023, 2024, and taxable earnings of \$2.00 \$2.01 per share in 2023, 2024, the Company's undistributed spillover income as of December 31, 2022 2023 was \$0.68 \$1.25 per share. Spillover income includes any ordinary income and net capital gains from the preceding tax years that were not distributed during such tax years.

130 131

Horizon Technology Finance Corporation and Subsidiaries

Notes to Consolidated Financial Statements

Note 12. Subsequent events

In January 2023, the Company sold 555,654 shares of common stock under the 2021 Equity Distribution Agreement. For the same period, the Company received total accumulated net proceeds of approximately \$6.6 million On January 9, 2024, including \$0.1 million of offering expenses, from these sales.

On January 24, 2023, pursuant to the terms of an Asset Purchase Agreement dated August 18, 2022 by and between HESP LLC, the Company's wholly-owned subsidiary ("HESP") and Cadrenal Therapeutics, Inc. ("CVKD"), HESP received 600,000 shares of common stock of CVKD upon CVKD's completion of its initial public offering.

On February 1, 2023, Canary Medical Inc. prepaid its outstanding principal balance of \$7.5 million on its venture loan, plus interest, end-of-term payment and prepayment fee. The Company continues to hold warrants in Canary Medical Inc.

On February 3, 2023, Unagi Inc. ("Unagi") prepaid \$3.2 million of the outstanding principal of its venture loan. The current outstanding principal balance of the Unagi's venture loan as of the date hereof is \$2.1 million. The Company and Unagi also amended the terms of the venture loan to, among other things, provide for payment in kind (PIK) interest and extend the maturity date of the outstanding principal balance of the loan.

On February 14, 2023, Embody, Inc. prepaid its outstanding principal balance of \$2.5 million on its venture loan, plus interest and end-of-term payment.

On February 20, 2023, the Board unanimously approved a new investment advisory agreement with the Advisor, substantially similar to the existing Investment Management Agreement, subject to stockholder approval and the closing of the sale of the Advisor to an affiliate of Monroe Capital LLC (the "Transaction"). The Company does not anticipate the Transaction will substantially or adversely affect the Company. It is anticipated that all of the officers and investment professionals at the Advisor will remain at the Advisor and that the Advisor and the Company will maintain their venture lending-focused investment strategy.

On February 24, 2023, the Company funded a \$5.0 million \$0.8 million equity investment to an existing portfolio company, Better Place Forests Co.

Between January 18 and February 9, 2024, the Company made \$0.9 million of new debt investments in Nexii Building Solutions, Inc., an existing portfolio company.

On February 7, 2024, the Company funded a \$14.0 million debt investment to an existing portfolio company, BriteCore Holdings, LLC. Ceribell, Inc. in connection with the prepayment of its existing \$11.3 million debt investment.

On February 20, 2024, HIMV LLC ("HIMV") sold BioVaxys Technology Corp., a British Columbia-registered company ("Purchaser"), its intellectual property and related assets ("IP") in consideration for (a) \$750,000 in cash, (b) \$250,000 in value of common shares of the Purchaser, at a price per share equal to the volume-weighted average price of the common shares in the capital of the Purchaser during the 20 trading day period immediately prior to the closing date of the sale and (c) certain other earn-out payments related to the development and use of the IP as set forth in the APA. The sale of the IP closed on February 24, 2023, 20, 2024.the Company funded a \$20.0 million debt investment to a new portfolio company, Noodle Partners, Inc.

131 132

Horizon Technology Finance Corporation and Subsidiaries

Notes to Consolidated Financial Statements

Note 13. Financial highlights

The following table shows financial highlights for the Company:

		Year ended December 31,					Year ended December 31,				
		2022	2021	2020	2019	2018	2023	2022	2021	2020	2019
		(In thousands, except share and per share data)									
Per share data:											
Net asset value at beginning of period		\$ 11.56	\$ 11.02	\$ 11.83	\$ 11.64	\$ 11.72	\$ 11.47	\$ 11.56	\$ 11.02	\$ 11.02	\$ 11.02

Net investment income	1.46	1.41	1.18	1.52	1.20	1.98	1.46	1.41	
Realized loss (gain)	(0.38)	(0.18)	(0.84)	(0.31)	0.06				
Realized loss						(0.97)	(0.38)	(0.18)	
Unrealized (depreciation) appreciation on investments	(0.22)	0.16	0.02	0.24	(0.13)	(1.57)	(0.22)	0.16	
Net increase in net assets resulting from operations	0.86	1.39	0.36	1.45	1.13				
Net (decrease) increase in net assets resulting from operations						(0.56)	0.86	1.39	
Distributions declared (1)	(1.28)	(1.25)	(1.25)	(1.20)	(1.20)	(1.37)	(1.28)	(1.25)	
From net investment income	(1.28)	(1.25)	(1.25)	(1.20)	(1.20)	(1.37)	(1.28)	(1.25)	
From net realized gain on investments	—	—	—	—	—	—	—	—	
Return of capital	—	—	—	—	—	—	—	—	
Other (2)	0.33	0.40	0.08	(0.06)	(0.01)	0.17	0.33	0.40	
Net asset value at end of period	\$ 11.47	\$ 11.56	\$ 11.02	\$ 11.83	\$ 11.64	\$ 9.71	\$ 11.47	\$ 11.56	\$
Per share market value, beginning of period	\$ 15.92	\$ 13.24	\$ 12.93	\$ 11.25	\$ 11.22	\$ 11.60	\$ 15.92	\$ 13.24	\$
Per share market value, end of period	\$ 11.60	\$ 15.92	13.24	12.93	11.25	\$ 13.17	\$ 11.60	15.92	
Total return based on a market value (3)	(19.3)%	29.7%	12.1%	25.6%	11.0%	25.3%	(19.3)%	29.7%	
Shares outstanding at end of period	27,753,373	21,217,460	19,286,356	15,563,290	11,535,129	33,367,389	27,753,373	21,217,460	19,
Ratios to average net assets:									
Expenses									

without incentive value (4)	11.5%	10.5%	10.0%	10.8%	10.4%	14.1%	11.5%	10.5%
Incentive fees (4)	2.6%	3.1%	2.6%	3.2%	2.4%	0.9%	2.6%	3.1%
Net expenses (4)	14.1%	13.6%	12.6%	14.0%	12.8%	15.0%	14.1%	13.6%
Net investment income with incentive fees (4)	12.1%	12.2%	10.4%	12.8%	10.3%	18.2%	12.1%	12.2%
Ratios, without waivers, to average net assets:								
Expenses without incentive value (4)	11.5%	10.5%	10.0%	10.8%	10.4%	14.1%	11.5%	10.5%
Incentive fees (4)	2.6%	3.1%	2.6%	4.4%	3.3%	0.9%	2.6%	3.1%
Net expenses (4)	14.1%	13.6%	12.6%	15.2%	13.7%	15.0%	14.1%	13.6%
Net investment income with incentive fees (4)	12.1%	12.2%	10.4%	11.6%	9.4%	18.2%	12.1%	12.2%
Net assets at the end of the period	\$ 318,448	\$ 245,335	\$ 212,597	\$ 184,055	\$ 134,257	\$ 323,981	\$ 318,448	\$ 245,335
Average net asset value	\$ 299,182	\$ 231,215	\$ 199,302	\$ 160,008	\$ 134,364	\$ 336,915	\$ 299,182	\$ 231,215
Average debt per share	\$ 13.70	\$ 11.27	\$ 9.97	\$ 10.05	\$ 8.62	\$ 13.93	\$ 13.70	\$ 11.27
Portfolio turnover ratio	14.6% (5)	45.4% (5)	38.7% (5)	82.0% (6)	50.4% (6)	17.2% (5)	14.6% (5)	45.4% (5)

- (1) Distributions are determined based on taxable income calculated in accordance with income tax regulations, which may differ from amounts determined under GAAP due to (i) changes in unrealized appreciation and depreciation, (ii) temporary and permanent differences in income and expense recognition, and (iii) the amount of spillover income carried over from a given tax year for distribution in the following tax year. The final determination of taxable income for each tax year, as well as the tax attributes for distributions in such tax year, will be made after the close of the tax year.
- (2) Includes the impact of the different share amounts as a result of calculating per share data based on the weighted average basic shares outstanding during the period and certain per share data based on the shares outstanding as of a period end or transaction date. The issuance of common stock on a per share basis reflects the incremental net asset value changes as a result of the issuance of common stock in the Company's continuous public offering and pursuant to the Company's distribution reinvestment plan. The issuance of common stock at an offering price, net of sales commissions and dealer manager fees, that is greater than the net asset value per share results in an increase in net asset value per share.
- (3) The total return equals the change in the ending market value over the beginning of period price per share plus distributions paid per share during the period, divided by the beginning price.
- (4) During the years ended December 31, 2019, and 2018, the Advisor waived \$1.8 million and \$1.2 million, respectively, of incentive fee.
- (5) Calculated by dividing the lesser of purchases or the sum of (1) principal prepayments and (2) maturities by the monthly average debt investment balance

(6) Calculated by dividing net debt investment purchases by the monthly average debt investment balance.

132 133

Note 14. Summarized financial information for HSLFI

Horizon Secured Loan Fund I
Statements of Operations
(Dollars in thousands)

	For the period January 1, 2020 through April 21 2021
Investment income	
Interest income	\$ 1,353
Prepayment fee income	112
Total investment income	1,465
Expenses	
Interest expense	1,165
General and administrative	64
Total expenses	1,229
Net investment income	236
Net realized and unrealized loss on investments	
Net realized gain on investments	120
Net realized gain on investments	120
Net unrealized depreciation on investments	(392)
Net unrealized depreciation on investments	(392)
Net realized and unrealized loss on investments	(272)
Net decrease in net assets resulting from operations	\$ (36)

Item 9. Changes in and Disagreements with Accountants on Accounting and Financial Disclosure

None

Item 9A. Controls and Procedures

(a) Evaluation of disclosure controls and procedures

As of **December 31, 2022** **December 31, 2023**, we, including our Chief Executive Officer and Chief Financial Officer, evaluated the effectiveness of the design and operation of our disclosure controls and procedures (as defined in Rule 13a-15(e) of the Exchange Act). Based on that evaluation, our management, including our Chief Executive Officer and Chief Financial Officer, concluded that our disclosure controls and procedures were effective and provided reasonable assurance that information required to be disclosed in our periodic SEC filings is recorded, processed, summarized and reported within the time periods specified in the SEC's rules and forms, and that such information is accumulated and communicated to our management, including our Chief Executive Officer and Chief Financial Officer, as appropriate, to allow timely decisions regarding required disclosure. However, in evaluating the disclosure controls and procedures, management recognized that any controls and procedures, no matter how well designed and operated, can provide only reasonable assurance of achieving the desired control objectives, and management necessarily was required to apply its judgment in evaluating the cost-benefit relationship of such possible controls and procedures.

(b) Management's Report on Internal Control Over Financial Reporting

Management's Report on Internal Control Over Financial Reporting is included in "Item 8. Consolidated Financial Statements and Supplementary Data" of this Annual Report on Form 10-K.

(c) Changes in internal controls over financial reporting.

There have been no material changes in our internal control over financial reporting (as defined in Rules 13a-15(f) and 15d-15(f) of the Exchange Act) during our most recently completed fiscal quarter, that have materially affected, or are reasonably likely to materially affect, our internal control over financial reporting.

Item 9B. Other Information

None

Item 9C. Disclosure Regarding Foreign Jurisdictions that Prevent Inspections

Not applicable.

PART III

We will file a definitive Proxy Statement for our 2023 2024 Annual Meeting of Stockholders with the SEC, pursuant to Regulation 14A, not later than 120 days after the end of our fiscal year. Accordingly, certain information required by Part III has been omitted under General Instruction G(3) to Form 10-K. Only those sections of our definitive Proxy Statement that specifically address the items set forth herein are incorporated by reference.

Item 10. Directors, Executive Officers and Corporate Governance

The information required by Item 10 is hereby incorporated by reference from our definitive Proxy Statement relating to our 2023 2024 Annual Meeting of Stockholders, to be filed with the Securities and Exchange Commission not later than 120 days following the end of our fiscal year.

Item 11. Executive Compensation

The information required by Item 11 is hereby incorporated by reference from our definitive Proxy Statement relating to our 2023 2024 Annual Meeting of Stockholders, to be filed with the Securities and Exchange Commission not later than 120 days following the end of our fiscal year.

Item 12. Security Ownership of Certain Beneficial Owners and Management and Related Stockholder Matters

The information required by Item 12 is hereby incorporated by reference from our definitive Proxy Statement relating to our 2023 2024 Annual Meeting of Stockholders, to be filed with the Securities and Exchange Commission not later than 120 days following the end of our fiscal year.

Item 13. Certain Relationships and Related Transactions, and Director Independence

The information required by Item 13 is hereby incorporated by reference from our definitive Proxy Statement relating to our 2023 2024 Annual Meeting of Stockholders, to be filed with the Securities and Exchange Commission not later than 120 days following the end of our fiscal year.

Item 14. Principal Accounting Fees and Services

The information required by Item 14 is hereby incorporated by reference from our definitive Proxy Statement relating to our 2023 2024 Annual Meeting of Stockholders, to be filed with the Securities and Exchange Commission not later than 120 days following the end of our fiscal year.

PART IV

Item 15. Exhibits, Financial Statement Schedules

(a)(1) Financial statements

(1) Financial statements — Refer to Item 8 starting on page 86.

(2) Financial statement schedules — None

(3) Exhibits

Exhibit No.	Description
3.1	Amended and Restated Certificate of Incorporation (Incorporated by reference to exhibit (a) of the Company's Pre-effective Amendment No. 2 to the Registration Statement on Form N-2, filed on July 2, 2010)
3.2	Second Amended and Restated Bylaws (Incorporated by reference to exhibit (b) Exhibit 3.1 of the Company's Pre-effective Amendment No. 2 to the Registration Statement Current Report on Form N-2, 8-K, filed on July 2, 2010 February 26, 2024)
4.1	Form of Specimen Certificate (Incorporated by reference to exhibit (d) of the Company's Pre-effective Amendment No. 3 to the Registration Statement on Form N-2, filed on July 19, 2010)
4.2	Indenture, dated as of March 23, 2012, between the Company and U.S. Bank National Association (Incorporated by reference to Exhibit (d)(7) of the Company's Post-Effective Amendment No. 2 to the Registration Statement on Form N-2, File No. 333-178516, filed on March 23, 2012)
4.3	Second Supplemental Indenture, dated as of September 29, 2017, between the Company and U.S. Bank National Association (Incorporated by reference to Exhibit (d)(12) of the Company's Post-Effective Amendment No. 5 to the Registration Statement on Form N-2, File No. 333-201886, filed on September 29, 2017)
4.4	Form of 6.25% Notes due 2022 (included as part of Exhibit 4.3)
4.5	Third Supplemental Indenture, dated as of September 29, 2017, between the Company and U.S. Bank National Association (Incorporated by reference to Exhibit 4.2 of the Company's Current Report on Form 8-K, filed on March 30, 2021)
4.6 4.4	Form of 4.875% Notes due 2026 (included as part of Exhibit 4.5)
4.7 4.5	Fourth Supplemental Indenture, dated as of June 15, 2022, between the Company and U.S. Bank Trust Company, National Association (Incorporated by reference to Exhibit 4.2 of the Company's Current Report on Form 8-K, filed on June 15, 2022)
4.8 4.6	Form of 6.25% Notes due 2027 (included as part of Exhibit 4.7)
4.9* 4.7*	Description of Securities
10.1	Investment Management Agreement (Incorporated by reference to Exhibit 10.1 of the Company's Current Report on Form 8-K, filed on March 8, 2019 July 5, 2023)
10.2	Form of Custodial Agreement (Incorporated by reference to exhibit (j) of the Company's Pre-effective Amendment No. 3 to the Registration Statement on Form N-2, filed on July 19, 2010)
10.3	Form of Administration Agreement (Incorporated by reference to exhibit (k)(1) of the Company's Pre-effective Amendment No. 2 to the Registration Statement on Form N-2, filed on July 2, 2010)
10.4	Form of Trademark License Agreement by and between the Company and Horizon Technology Finance Management, LLC (Incorporated by reference to exhibit (k)(2) of the Company's Pre-effective Amendment No. 2 to the Registration Statement on Form N-2, filed on July 2, 2010)
10.5	Form of Dividend Reinvestment Plan (Incorporated by reference to exhibit (e) of the Company's Pre-effective Amendment No. 2 to the Registration Statement on Form N-2, filed on July 2, 2010)
10.6	Amended and Restated Loan and Security Agreement, dated as of November 4, 2013, by and among Horizon Credit II LLC, as the borrower, the Lenders that are signatories thereto, as the lenders, and Key Equipment Finance Inc., as the arranger and the agent (Incorporated by reference to Exhibit 10.14 of the Company's Annual Report on Form 10-K, filed on March 11, 2014)
10.7	Amendment No. 1 to Amended and Restated Loan Agreement, dated as of August 12, 2015, by and among Horizon Credit II LLC, as the borrower,

[Alostar Bank of Commerce, as lender, and KeyBank National Association, as lender, arranger and agent \(Incorporated by reference to Exhibit \(k\)\(13\) of Pre-effective Amendment No. 3 to the Company's Registration Statement on Form N-2, filed on August 19, 2015\)](#)

Exhibit No.	Description
10.8	Amended and Restated Sale and Servicing Agreement, dated as of November 4, 2013, by and among Horizon Credit II LLC, as the buyer, Horizon Technology Finance Corporation, as the originator and the servicer, Horizon Technology Finance Management LLC, as the sub-servicer, U.S. Bank National Association, as the collateral custodian and backup servicer, and Key Equipment Finance Inc., as the agent (Incorporated by reference to Exhibit 10.15 of the Company's Annual Report on Form 10-K, filed on March 11, 2014)
10.9	Agreement Regarding Loan Assignment and Related Matters, dated as of November 4, 2013, by and among Horizon Credit II LLC, Wells Fargo Capital Finance, LLC and Key Equipment Finance Inc. (Incorporated by reference to Exhibit 10.16 of the Company's Annual Report on Form 10-K, filed on March 11, 2014)
10.10	Joinder Agreement, dated April 27, 2016, by and among MUFG Union Bank, N.A., as lender, KeyBank National Association as agent, Horizon Credit II LLC, as borrower, and the Company, as servicer (Incorporated by reference to Exhibit (k)(11) to the Post-Effective Amendment No. 2 to the Company's Registration Statement on Form N-2, File No. 333-201886, filed on June 10, 2016)
10.11	Amendment No. 2 to Amended and Restated Loan Agreement, dated as of April 6, 2018, by and among Horizon Credit II LLC, as the borrower, State Bank and Trust Company (successor by merger to AloStar Bank of Commerce), as lender, MUFG Union Bank, N.A., as lender, and KeyBank National Association (successor by merger to Key Equipment Finance Inc.) as lender, arranger, and agent (Incorporated by reference to Exhibit 10.01 of the Quarterly Report on Form 10-Q of the Company, filed on May 1, 2018)
10.12	Horizon Secured Loan Fund I Limited Liability Company Agreement dated June 1, 2018, by and between the Company and Arena Sunset SPV, LLC (Incorporated by reference to Exhibit (k)(9) to the Company's Registration Statement on Form N-2, File No. 333-225698, filed on June 18, 2018)
10.13	Amendment No. 3 to Amended and Restated Loan Agreement, dated as of December 28, 2018, by and among Horizon Credit II LLC, as the borrower, State Bank and Trust Company (successor by merger to AloStar Bank of Commerce), as lender, MUFG Union Bank, N.A., as lender, and KeyBank National Association (successor by merger to Key Equipment Finance Inc.) as lender, arranger, and agent (Incorporated by reference to Exhibit 10.13 of the Company's Annual Report on Form 10-K, filed on March 5, 2019)
10.14	Underwriting Agreement, dated as of March 21, 2019, by and among the Company, Horizon Technology Finance Management LLC, and Morgan Stanley & Co. LLC, as representative of the several underwriters named therein (Incorporated by reference to Exhibit (h)(3) of the Company's Post-Effective Amendment No. 1, filed on March 26, 2019)
10.15	Equity Distribution Agreement, dated as of August 2, 2019, by and among the Company, Horizon Technology Management LLC, Goldman Sachs & Co. LLC and B. Riley FBR, Inc. (Incorporated by reference to Exhibit 1.1 of the Company's Current Report on Form 8-K, filed on August 2, 2019)
10.16	Note Purchase Agreement, dated as of August 6, 2019, by and among the Company, Horizon Funding Trust 2019-1, the Issuer, Horizon Funding 2019-1 LLC, the Trust Depositor, and KeyBanc Capital Markets Inc., as Initial Purchaser (Incorporated by reference to Exhibit 10.1 of the Company's Current Report on Form 8-K, filed on August 13, 2019)
10.17	Indenture, dated as of August 13, 2019, by and between Horizon Funding Trust 2019-1, as the Issuer, and US Bank National Association, as the Trustee (Incorporated by reference to Exhibit 10.2 of the Company's Current Report on Form 8-K, filed on August 13, 2019).
10.18	Sale and Contribution Agreement, dated as of August 13, 2019, by and between the Company, as the Seller, and Horizon Funding 2019-1 LLC, as the Trust Depositor (Incorporated by reference to Exhibit 10.3 of the Company's Current Report on Form 8-K, filed on August 13, 2019).

Exhibit No.	Description
10.19	Sale and Servicing Agreement, dated as of August 13, 2019, by and among the Company, as the Seller and as the Servicer, Horizon Funding Trust 2019-1, as the Issuer, Horizon Funding 2019-1 LLC, as the Trust Depositor, and US Bank National Association, as the Trustee, Backup Servicer, Custodian and Securities Intermediary (Incorporated by reference to Exhibit 10.4 of the Company's Current Report on Form 8-K, filed on August 13, 2019)

[Custodian and Securities Intermediary \(Incorporated by reference to Exhibit 10.4 of the Company's Current Report on Form 8-K, filed on August 13, 2019\).](#)

- [10.20 Administration Agreement, dated as of August 13, 2019, among Horizon Funding Trust 2019-1, as Issuer, the Company, as Administrator, Wilmington Trust, National Association, as Owner Trustee, and US Bank National Association, as Trustee \(Incorporated by reference to Exhibit 10.5 of the Company's Current Report on Form 8-K, filed on August 13, 2019\).](#)
- [10.21 Amended and Restated Trust Agreement, dated as of August 13, 2019, Horizon Funding 2019-1 LLC, as the Trust Depositor, and Wilmington Trust, National Association, as the Owner Trustee \(Incorporated by reference to Exhibit 10.6 of the Company's Current Report on Form 8-K, filed on August 13, 2019\).](#)
- [10.22 Sale and Servicing Agreement, dated as of June 1, 2018, by and among Horizon Funding I, LLC, the issuer, Horizon Secured Lending Fund I LLC, as originator and seller, Horizon Technology Finance Corporation, the servicer, and U.S. Bank National Association \(Incorporated by reference to Exhibit 10.1 of the Company's Current Report on Form 8 K, filed on June 26, 2020\)](#)
- [10.23 Amendment No. 1 to Sale and Servicing Agreement, dated as of June 19, 2019, by and among Horizon Funding I, LLC, the issuer, Horizon Secured Lending Fund I LLC, as originator and seller, Horizon Technology Finance Corporation, the servicer, and U.S. Bank National Association \(Incorporated by reference to Exhibit 10.2 of the Company's Current Report on Form 8 K, filed on June 26, 2020\)](#)
- [10.24 Amendment No. 2 to Sale and Servicing Agreement, dated as of June 5, 2020, by and among Horizon Funding I, LLC, the issuer, Horizon Secured Lending Fund I LLC, as originator and seller, Horizon Technology Finance Corporation, the servicer, and U.S. Bank National Association \(Incorporated by reference to Exhibit 10.3 of the Company's Current Report on Form 8 K, filed on June 26, 2020\)](#)
- [10.25 Amended and Restated Note Funding Agreement, dated as of June 5, 2020, between Horizon Funding I, LLC, the issuer, and the Initial Purchasers \(as defined therein\) \(Incorporated by reference to Exhibit 10.4 of the Company's Current Report on Form 8 K, filed on June 26, 2020\)](#)
- [10.26 Indenture, dated as of June 1, 2018, by and between Horizon Funding I, LLC, the issuer, and U.S. Bank National Association \(Incorporated by reference to Exhibit 10.5 of the Company's Current Report on Form 8 K, filed on June 26, 2020\).](#)
- [10.27 Supplemental Indenture, dated as of June 5, 2020, by and between Horizon Funding I, LLC, the issuer, and U.S. Bank National Association \(Incorporated by reference to Exhibit 10.6 of the Company's Current Report on Form 8 K, filed on June 26, 2020\)](#)
- [10.28 Seventh Amendment to the Amended and Restated Loan and Security Agreement, dated as of June 29, 2020, among Horizon Credit II LLC, as borrower, the Lenders party thereto, and KeyBank National Association, as arranger and agent \(Incorporated by reference to Exhibit 10.1 of the Company's Current Report on Form 8 K, filed on June 30, 2020\)](#)
- [10.29 Equity Distribution Agreement, dated as of June 30, 2020, by and among the Company, Horizon Technology Management LLC, Goldman Sachs & Co. LLC and B. Riley FBR, Inc. \(Incorporated by reference to Exhibit 1.1 of the Company's Current Report on Form 8 K, filed on July 30, 2020\)](#)
- [10.30 Underwriting Agreement, dated as of March 23, 2021, by and among the Company, Horizon Technology Finance Management LLC, and Keefe, Bruyette & Woods, Inc., as representative of the several underwriters named therein \(Incorporated by reference to Exhibit 1.1 of the Company's Current Report on Form 8-K, filed on March 25, 2021\)](#)
- [10.31 Second Amended and Restated Loan and Security Agreement, dated as of June 22, 2021, among Horizon Credit II LLC, as borrower, the Lenders party thereto, and KeyBank National Association, as arranger and agent \(Incorporated by reference to Exhibit 1.1 of the Company's Current Report on Form 8-K, filed on June 23, 2021\)](#)
- [10.32 Second Amended and Restated Sale and Servicing Agreement, dated as of June 22, 2021, by and among Horizon Credit II LLC, as the buyer, Horizon Technology Finance Corporation, as the originator and the servicer, Horizon Technology Finance Management LLC, as the sub-servicer, U.S. Bank National Association, as the collateral custodian and backup servicer, and KeyBank National Association, as the agent \(Incorporated by reference to Exhibit 1.2 of the Company's Current Report on Form 8-K, filed on June 23, 2021\)](#)
- [10.33 Amendment No. 3 to Sale and Servicing Agreement, dated as of February 25, 2022, by and among Horizon Funding I, LLC, the issuer, Horizon Secured Lending Fund I LLC, as originator and seller, Horizon Technology Finance Corporation, the servicer, and U.S. Bank Trust Company, National Association \(Incorporated by reference to Exhibit 10.3 of the Company's Current Report on Form 8-K, filed on February 28, 2022\)](#)

[Association \(Incorporated by reference to Exhibit 10.2 of the Company's Current Report on Form 8-K, filed on February 28, 2022\).](#)

[10.34](#) [Second Amended and Restated Note Funding Agreement, dated as of February 25, 2022, between Horizon Funding I, LLC, the issuer, and the Initial Purchasers \(as defined therein\) \(Incorporated by reference to Exhibit 10.3 of the Company's Current Report on Form 8-K, filed on February 28, 2022\).](#)

Exhibit No.	Description
10.35	Second Supplemental Indenture, dated as of February 25, 2022, by and between Horizon Funding I, LLC, the issuer, and U.S. Bank Trust Company, National Association (Incorporated by reference to Exhibit 10.5 of the Company's Current Report on Form 8-K, filed on February 28, 2022).
10.36	Underwriting Agreement, dated March 9, 2022, among Horizon Technology Finance Corporation, Horizon Technology Finance Management LLC and Morgan Stanley & Co. LLC, as representative of the several underwriters named on Schedule A thereto (Incorporated by reference to Exhibit 1.1 of the Company's Current Report on Form 8-K, filed on March 14, 2022).
10.37	Underwriting Agreement, dated as of June 8, 2022, by and among the Company, Horizon Technology Finance Management LLC, and Keefe, Bruyette & Woods, Inc., as representative of the several underwriters named therein (Incorporated by reference to Exhibit 1.1 of the Company's Current Report on Form 8-K, filed on June 13, 2022).
10.38	Note Purchase Agreement, dated as of October 26, 2022, by and among the Company, Horizon Funding Trust 2022-1, the issuer, Horizon Funding 2022-1 LLC, the trust depositor, and KeyBanc Capital Markets Inc., as initial purchaser (Incorporated by reference to Exhibit 10.1 of the Company's Current Report on Form 8-K, filed on November 14, 2022).
10.39	Indenture, dated as of November 9, 2022, by and among Horizon Funding Trust 2022-1, as the issuer, U.S. Bank National Association, as the trustee, and U.S. Bank National Association, as the securities intermediary (Incorporated by reference to Exhibit 10.2 of the Company's Current Report on Form 8-K, filed on November 14, 2022).
10.40	Sale and Contribution Agreement, dated as of November 9, 2022, by and among the Company, as the seller, and Horizon Funding 2022-1 LLC, as the trust depositor (Incorporated by reference to Exhibit 10.3 of the Company's Current Report on Form 8-K, filed on November 14, 2022).
10.41	Sale and Servicing Agreement, dated as of November 9, 2022, by and among the Company, as the seller and as the servicer, Horizon Funding Trust 2022-1, as the issuer, Horizon Funding 2022-1 LLC, as the trust depositor, U.S. Bank Trust Company, National Association, as the trustee, and U.S. Bank National Association, as backup servicer, custodian and securities intermediary (Incorporated by reference to Exhibit 10.4 of the Company's Current Report on Form 8-K, filed on November 14, 2022).
10.42	Administration Agreement, dated as of November 9, 2022, by and among Horizon Funding Trust 2022-1, as issuer, the Company, as administrator, Wilmington Trust, National Association, as owner trustee, and U.S. Bank Trust Company, National Association, as trustee (Incorporated by reference to Exhibit 10.5 of the Company's Current Report on Form 8-K, filed on November 14, 2022).
14.1* 10.43	Amendment No. 4 to Sale and Servicing Agreement, dated as of May 24, 2023, by and among Horizon Funding I, LLC, the issuer, Horizon Secured Lending Fund I LLC, the originator and seller, Horizon Technology Finance Corporation, the servicer, U.S. Bank Trust Company, National Association and U.S. Bank National Association (Incorporated by reference to Exhibit 10.2 of the Company's Current Report on Form 8-K, filed on May 25, 2023).
10.44	Third Amended and Restated Note Funding Agreement, dated as of May 24, 2023, by and among Horizon Funding I, LLC, the issuer, and the Initial Purchasers (as defined therein) (Incorporated by reference to Exhibit 10.3 of the Company's Current Report on Form 8-K, filed on May 25, 2023).
10.45	Third Supplemental Indenture, dated as of May 24, 2023, by and among Horizon Funding I, LLC, the issuer, and U.S. Bank Trust Company, National Association (Incorporated by reference to Exhibit 10.5 of the Company's Current Report on Form 8-K, filed on May 25, 2023).
10.46	Underwriting Agreement, dated May 30, 2023, among Horizon Technology Finance Corporation, Horizon Technology Finance Management LLC and Morgan Stanley & Co. LLC, as representative of the several underwriters named on Schedule A thereto (Incorporated by reference to Exhibit 1.1 of the Company's Current Report on Form 8-K, filed on June 5, 2023).
10.47	Amendment No. 1 to Second Amended and Restated Loan and Security Agreement, dated as of June 29, 2023, by and among Horizon Credit II LLC, as borrower, the lenders that are signatories thereto, and KeyBank National Association, as arranger and agent for the lenders (Incorporated by reference to Exhibit 10.2 of the Company's Current Report on Form 8-K, filed on June 30, 2023).
10.48	Amendment No. 1 to Second Amended and Restated Sale and Servicing Agreement, dated as of June 29, 2023, by and among Horizon Credit II LLC, as buyer, the Company, as originator and servicer, Horizon Technology Finance Management LLC, as sub-servicer, U.S. Bank National Association, as collateral custodian and backup servicer, and KeyBank National Association, as agent for the lenders (Incorporated by reference to Exhibit 10.4 of the Company's Current Report on Form 8-K, filed on June 30, 2023).
10.49	Equity Distribution Agreement, dated September 22, 2023, by and among Horizon Technology Finance Corporation, Horizon Technology Finance Management LLC, Goldman Sachs & Co. LLC and B. Riley Securities, Inc. (Incorporated by reference to Exhibit 1.1 of the Company's Current Report on Form 8-K, filed on September 22, 2023).

[14.1](#) [Code of Ethics of the Company \(Incorporated by reference to Exhibit 14.1 of the Company's Annual Report on Form 10 K, filed on February 28, 2023\)](#)

[21*](#) [List of Subsidiaries](#)

[23*](#) [Consent of Independent Registered Public Accounting Firm](#)

[24](#) [Power of Attorney \(included on signature page hereto\)](#)

[31.1*](#) [Certificate of the Principal Executive Officer Pursuant to Exchange Act Rule 13a-14\(a\) and 15d-14\(a\)](#)

[31.2*](#) [Certificate of the Principal Financial and Accounting Officer Pursuant to Exchange Act Rule 13a-14\(a\) and 15d-14\(a\)](#)

[32.1*](#) [Certification of the Chief Executive Officer pursuant to 18 U.S.C. Section 1350, as adopted pursuant to Section 906 of the Sarbanes-Oxley Act of 2002](#)

[32.2*](#) [Certification of the Chief Financial Officer pursuant to 18 U.S.C. Section 1350, as adopted pursuant to Section 906 of the Sarbanes-Oxley Act of 2002](#)

Exhibit No.	Description
97.1*	Clawback Policy of the Company
99.1	Privacy Policy of the Company (Incorporated by reference to Exhibit 99.1 of the Company's Annual Report on Form 10-K, filed on March 16, 2011)
101.INS	Inline XBRL Instance Document (the Instance Document does not appear in the Interactive Data File because its XBRL tags are embedded within the Inline XBRL document)
101.SCH	Inline XBRL Taxonomy Extension Schema Document
101.CAL	Inline XBRL Taxonomy Extension Calculation Linkbase Document
101.DEF	Inline XBRL Taxonomy Extension Definition Linkbase Document
101.LAB	Inline XBRL Taxonomy Extension Label Linkbase Document
101.PRE	Inline XBRL Taxonomy Extension Presentation Linkbase Document
104	Cover Page Interactive Data File (formatted as Inline XBRL and contained in Exhibit 101)

* Filed herewith

138 140

SIGNATURES

Pursuant to the requirements of Section 13 or 15(d) of the Securities Exchange Act of 1934, the registrant has duly caused this Annual Report on Form 10-K to be signed on its behalf by the undersigned, thereunto duly authorized.

HORIZON TECHNOLOGY FINANCE CORPORATION

Date: **February 28, 2023** February 27, 2024

By: /s/ Robert D. Pomeroy, Jr.

Name: Robert D. Pomeroy, Jr.

Title: Chief Executive Officer and Chairman of the Board of Directors

KNOW ALL MEN BY THESE PRESENTS, that each person whose signature appears below constitutes and appoints Robert D. Pomeroy, Jr., Daniel R. Trolie and Gerald A. Michaud as his true and lawful attorneys-in-fact, each with full power of substitution, for him in any and all capacities, to sign any amendments to this Annual

Report on Form 10-K and to file the same, with exhibits thereto and other documents in connection therewith, with the Securities and Exchange Commission, hereby ratifying and confirming all that each of said attorneys-in-fact or their substitute or substitutes may do or cause to be done by virtue hereof.

Pursuant to the requirements of the Securities Exchange Act of 1934, this Annual Report on Form 10-K has been signed below by the following persons on behalf of the registrant and in the capacities and on the dates indicated.

Signature	Title	Date
<u>/s/ Robert D. Pomeroy, Jr.</u> Robert D. Pomeroy, Jr.	Chairman of the Board of Directors and Chief Executive Officer (Principal Executive Officer)	February 28, 2023 27, 2024
<u>/s/ Daniel R. Trolio</u> Daniel R. Trolio	Chief Financial Officer and Treasurer (Principal Financial Officer)	February 28, 2023 27, 2024
<u>/s/ Lynn D. Dombrowski</u> Lynn D. Dombrowski	Chief Accounting Officer (Principal Accounting Officer)	February 28, 2023 27, 2024
<u>/s/ Gerald A. Michaud</u> Gerald A. Michaud	President and Director	February 28, 2023 27, 2024
<u>/s/ Michael P. Balkin</u> Michael P. Balkin	Director	February 27, 2024
<u>/s/ James J. Bottiglieri</u> James J. Bottiglieri	Director	February 28, 2023 27, 2024
<u>/s/ Jonathan J. Goodman</u> Jonathan J. Goodman	Director	February 27, 2024
<u>/s/ Edmund V. Mahoney</u> Edmund V. Mahoney	Director	February 28, 2023 27, 2024
<u>/s/ Elaine A. Sarsynski</u> Elaine A. Sarsynski	Director	February 28, 2023 27, 2024
<u>/s/ Joseph J. Savage</u> Joseph J. Savage	Director	February 28, 2023 27, 2024

139 141

EXHIBIT 4.9 4.7

DESCRIPTION OF THE REGISTRANT'S SECURITIES REGISTERED PURSUANT TO SECTION 12 OF THE SECURITIES EXCHANGE ACT OF 1934

As of December 31, 2022 December 31, 2023, Horizon Technology Finance Corporation had the following three classes of securities registered under Section 12 of the Securities Exchange Act of 1934, as amended (the "Exchange Act"): (i) its common stock, \$0.001 par value per share ("common stock"), (ii) its 4.875% Notes due 2026 and (iii) its 6.25% Notes due 2027.

DESCRIPTION OF COMMON STOCK

The following is a description of some of the terms of our common stock, our amended and restated certificate of incorporation (the "certificate of incorporation"), our second amended and restated bylaws (the "bylaws") and certain provisions of the Delaware General Corporation Law (the "DGCL"). The following description is not complete and is subject to, and qualified in its entirety by reference to, our charter and bylaws, each of which is filed or incorporated by reference as an exhibit to

our Annual Report on Form 10-K of which this Exhibit is a part, and the DGCL. You should read our charter and bylaws and the applicable provisions of the DGCL for a complete statement of the provisions described under this caption "Description of Common Stock" and for other provisions that may be important to you.

Under the terms of our certificate of incorporation, our authorized common stock consists solely of 100,000,000 shares, par value \$0.001 per share. Our common stock is traded on Nasdaq under the symbol "HRZN". There are no outstanding options or warrants to purchase our stock. No stock has been authorized for issuance under any equity compensation plans. Under the DGCL, our stockholders generally are not personally liable for our debts or obligations.

Under the terms of our certificate of incorporation, all shares of our common stock have equal rights as to earnings, assets, distributions and voting. When they are issued, shares of our common stock will be duly authorized, validly issued, fully paid and non-assessable. Distributions may be paid to the holders of our common stock if, as and when declared by our Board out of assets legally available therefor, subject to any preferential dividend rights of outstanding preferred stock. Holders of common stock are entitled to one vote for each share held on all matters submitted to a vote of stockholders, including the election of directors, and do not have cumulative voting rights. Accordingly, holders of a majority of the shares of common stock entitled to vote in any election of directors may elect all of the directors standing for election. Upon our liquidation, dissolution or winding up, the holders of common stock are entitled to receive ratably our net assets available after the payment of all debts and other liabilities and subject to the prior rights of any outstanding preferred stock. Holders of common stock have no preemptive, subscription, redemption or conversion rights. The rights, preferences and privileges of holders of common stock are subject to the rights of the holders of any series of preferred stock which we may designate and issue in the future. In addition, holders of our common stock may participate in our DRIP.

Anti-takeover effects of provisions of our certificate of incorporation, bylaws, the DGCL and other arrangements.

Certain provisions of our certificate of incorporation and bylaws, applicable provisions of the DGCL and certain other agreements to which we are a party may make it more difficult for or prevent an unsolicited third party from acquiring control of us or changing our Board and management. These provisions may have the effect of deterring hostile takeovers or delaying changes in our control or in our management. These provisions are intended to enhance the likelihood of continued stability in the composition of our Board and in the policies furnished by them and to discourage certain types of transactions that may involve an actual or threatened change in our control. The provisions also are intended to discourage certain tactics that may be used in proxy fights. These provisions, however, could have the effect of discouraging others from making tender offers for our shares and, as a consequence, they also may inhibit fluctuations in the market price of our shares that could result from actual or rumored takeover attempts.

Election of directors. Our certificate of incorporation and bylaws provide that the affirmative vote of a plurality of all votes cast at a meeting of stockholders duly called at which a quorum is present shall be sufficient to elect a director. Under our certificate of incorporation, our Board may amend the bylaws to alter the vote required to elect directors.

Classified board of directors. The classification of our Board and the limitations on removal of directors and filling of vacancies could have the effect of making it more difficult for a third party to acquire us, or of discouraging a third party from acquiring us. Our Board is divided into three classes, with the term of one class expiring at each annual meeting of stockholders. At each annual meeting, one class of directors is elected to a three-year term. This provision could delay for up to two years the replacement of a majority of our Board.

Number of directors; vacancies; removal. Our certificate of incorporation provides that, by amendment to our bylaws, our Board is authorized to change the number of directors without the consent of stockholders to any number between three and nine.

Our certificate of incorporation provides that, subject to the rights of any holders of preferred stock, any vacancy on our Board, however the vacancy occurs, including a vacancy due to an enlargement of our Board, may only be filled by vote of a majority of the directors then in office.

Subject to the rights of any holders of preferred stock, a director may be removed at any time at a meeting called for that purpose, but only for cause and only by the affirmative vote of the holders of at least 75% of the shares then entitled to vote for the election of the respective director.

The limitations on the ability of our stockholders to remove directors and fill vacancies could make it more difficult for a third party to acquire, or discourage a third party from seeking to acquire, control of us.

Action by stockholders. Under our certificate of incorporation and bylaws, stockholder action can only be taken at an annual meeting or special meeting and not by written action in lieu of a meeting. This may have the effect of delaying consideration of a stockholder proposal until the next annual meeting.

Advance notice requirements for stockholder proposals and director nominations. Our bylaws provide that with respect to an annual meeting of stockholders, nominations of persons for election to our Board and the proposal of business to be considered by stockholders may be made only (1) by or at the direction of our Board, (2) pursuant to our notice of meeting or (3) by a stockholder who is entitled to vote at the meeting and who has complied with the advance notice procedures of the bylaws. Nominations of persons for election to our Board at a special meeting may be made only (1) by or at the direction of our Board, or (2) provided that our

Board has determined that directors will be elected at the meeting, by a stockholder who is entitled to vote at the meeting and who has complied with the advance notice provisions of the bylaws. The purpose of requiring stockholders to give us advance notice of nominations and other business is to afford our Board a meaningful opportunity to consider the qualifications of the proposed nominees and the advisability of any other proposed business and, to the extent deemed necessary or desirable by our Board, to inform our stockholders and make recommendations about such qualifications or business, as well as to provide a more orderly procedure for conducting meetings of stockholders. Although our bylaws do not give our Board any power to disapprove stockholder nominations for the election of directors or proposals recommending certain action, they may have the effect of precluding a contest for the election of directors or the consideration of stockholder proposals if proper procedures are not followed and of discouraging or deterring a third party from conducting a solicitation of proxies to elect its own slate of directors or to approve its own proposal without regard to whether consideration of such nominees or proposals might be harmful or beneficial to us and our stockholders.

Amendments to certificate of incorporation and bylaws. The DGCL provides generally that the affirmative vote of a majority of the shares entitled to vote on any matter is required to amend a corporation's certificate of incorporation or bylaws, unless a corporation's certificate of incorporation or bylaws requires a greater percentage. Our certificate of incorporation provides that the affirmative vote of 75% of the then outstanding shares entitled to vote generally in the election of directors voting together as a single class is required to amend provisions of our certificate of incorporation relating to the classification, size and vacancies of our Board, as well as the removal of directors. However, if 66 2/3% of the continuing directors have approved such amendment or repeal, the affirmative vote for such amendment or repeal shall be a majority of such shares. The affirmative vote of 75% of the then outstanding shares voting together as a single class is required to amend provisions of our certificate of incorporation relating to the calling of a special meeting of stockholders or the ability to amend or repeal the bylaws. Our certificate of incorporation permits our Board to amend or repeal our bylaws, provided that any amendment or repeal shall require

the approval of at least 66 2/3% of the continuing directors. The stockholders do not have the right to adopt or repeal the bylaws.

Stockholder meetings. Our certificate of incorporation and bylaws provide that any action required or permitted to be taken by stockholders at an annual meeting may only be taken if it is properly brought before such meeting. For business to be properly brought before an annual meeting by a stockholder, the stockholder must provide timely notice to our Secretary. Notice is timely if it is delivered by a nationally recognized courier service or mailed by first class United States mail and received not earlier than 90 days nor more than 120 days in advance of the anniversary of the date our proxy statement was released to stockholders in connection with the previous year's annual meeting. Action taken at a special meeting of stockholders is limited to the purposes stated in the properly provided notice of meeting. These provisions could have the effect of delaying until the next stockholder meeting actions that are favored by the holders of a majority of our outstanding voting securities.

Calling of special meetings by stockholders. Our certificate of incorporation and bylaws provide that special meetings of the stockholders may only be called by our Board, Chairman, Chief Executive Officer or President.

Section 203 of the DGCL. We are subject to the provisions of Section 203 of the DGCL. In general, these provisions prohibit a Delaware corporation from engaging in any business combination with any interested stockholder for a period of three years following the date that the stockholder became an interested stockholder, unless:

- prior to such time, the board of directors approved either the business combination or the transaction which resulted in the stockholder becoming an interested stockholder;
- upon consummation of the transaction that resulted in the stockholder becoming an interested stockholder, the interested stockholder owned at least 85% of the voting stock of the corporation outstanding at the time the transaction commenced; or
- on or after the date the business combination is approved by the board of directors and authorized at a meeting of stockholders, by at least two-thirds of the outstanding voting stock that is not owned by the interested stockholder.

Section 203 defines "business combination" to include the following:

- any merger or consolidation involving the corporation and the interested stockholder;
- any sale, transfer, pledge or other disposition (in one transaction or a series of transactions) of 10% or more of either the aggregate market value of all the assets of the corporation or the aggregate market value of all the outstanding stock of the corporation involving the interested stockholder;

- subject to certain exceptions, any transaction that results in the issuance or transfer by the corporation of any stock of the corporation to the interested stockholder;
- any transaction involving the corporation that has the effect of increasing the proportionate share of the stock of any class or series of the corporation owned by the interested stockholder; or
- the receipt by the interested stockholder of the benefit of any loans, advances, guarantees, pledges or other financial benefits provided by or through the corporation.

In general, Section 203 defines an interested stockholder as any entity or person beneficially owning 15% or more of the outstanding voting stock of the corporation and any entity or person affiliated with or controlling or controlled by any of these entities or persons.

The statute could prohibit or delay mergers or other takeover or change in control attempts and, accordingly, may discourage attempts to acquire us.

Conflict with 1940 Act. Our bylaws provide that, if and to the extent that any provision of the DGCL or our bylaws conflict with any provision of the 1940 Act, the applicable provision of the 1940 Act will control.

Approval of certain transactions. To convert us to an open-end investment company, to merge or consolidate us with any entity in a transaction as a result of which the governing documents of the surviving entity do not contain substantially the same anti-takeover provisions as are provided in our certificate of incorporation, to liquidate and

dissolve us, or to amend any of the anti-takeover provisions discussed herein, our certificate of incorporation requires the affirmative vote of a majority of our continuing directors followed by the favorable vote of the holders of at least 75% of each affected class or series of our shares, voting separately as a class or series, unless such amendment has been approved by the holders of at least 80% of the then outstanding shares of our capital stock, voting together as a single class. If approved in the foregoing manner, our conversion to an open-end investment company could not occur until 90 days after the stockholders meeting at which such conversion was approved and would also require at least 30 days' prior notice to all stockholders. As part of any such conversion to an open-end investment company, substantially all of our investment policies and strategies and portfolio would have to be modified to assure the degree of portfolio liquidity required for open-end investment companies. In the event of conversion, the common shares would cease to be listed on any national securities exchange or market system. Stockholders of an open-end investment company may require the company to redeem their shares at any time, except in certain circumstances as authorized by or under the 1940 Act, at their net asset value, less such redemption charge, if any, as might be in effect at the time of a redemption. You should assume that it is not likely that our Board would vote to convert us to an open-end fund.

The 1940 Act defines "a majority of the outstanding voting securities" as the lesser of a majority of the outstanding shares and 67% of a quorum of a majority of the outstanding shares. For the purposes of calculating "a majority of the outstanding voting securities" under our certificate of incorporation, each class and series of our shares vote together as a single class, except to the extent required by the 1940 Act or our certificate of incorporation, with respect to any class or series of shares. If a separate class vote is required, the applicable proportion of shares of the class or series, voting as a separate class or series, also will be required.

Our Board has determined that provisions with respect to our Board and the stockholder voting requirements described above, which voting requirements are greater than the minimum requirements under the DGCL or the 1940 Act, are in the best interest of stockholders generally.

Limitations of liability and indemnification

The indemnification of our officers and directors is governed by Section 145 of the DGCL, and our certificate of incorporation and bylaws. Subsection (a) of Section 145 of the DGCL empowers a corporation to indemnify any person who was or is a party or is threatened to be made a party to any threatened, pending or completed action, suit or proceeding, whether civil, criminal, administrative or investigative (other than an action by or in the right of the corporation) by reason of the fact that the person is or was a director, officer, employee or agent of the corporation, or is or was serving at the request of the corporation as a director, officer, employee or agent of another corporation, partnership, joint venture, trust or other enterprise, against expenses (including attorneys' fees), judgments, fines and amounts paid in settlement actually and reasonably incurred by the person in connection with such action, suit or proceeding if (1) such person acted in good faith, (2) in a manner such person reasonably believed to be in or not opposed to the best interests of the corporation and (3) with respect to any criminal action or proceeding, such person had no reasonable cause to believe the person's conduct was unlawful.

Subsection (b) of Section 145 of the DGCL empowers a corporation to indemnify any person who was or is a party or is threatened to be made a party to any threatened, pending or completed action or suit by or in the right of the corporation to procure a judgment in its favor by reason of the fact that the person is or was a

director, officer, employee or agent of the corporation, or is or was serving at the request of the corporation as a director, officer, employee or agent of another corporation, partnership, joint venture, trust or other enterprise against expenses (including attorneys' fees) actually and reasonably incurred by such person in connection with the defense or settlement of such action or suit if such person acted in good faith and in a manner the person reasonably believed to be in, or not opposed to, the best interests of the corporation, and except that no indemnification may be made in respect of any claim, issue or matter as to which such person has been adjudged to be liable to the corporation unless and only to the extent that the Delaware Court of Chancery or the court in which such action or suit was brought determines upon application that, despite the adjudication of liability but in view of all the circumstances of the case, such person is fairly and reasonably entitled to indemnity for such expenses which the Delaware Court of Chancery or such other court deems proper.

Section 145 of the DGCL further provides that to the extent that a present or former director or officer is successful, on the merits or otherwise, in the defense of any action, suit or proceeding referred to in subsections (a) and (b) of Section 145 of the DGCL, or in defense of any claim, issue or matter therein, such person will be indemnified

against expenses (including attorneys' fees) actually and reasonably incurred by such person in connection with such action, suit or proceeding. In all cases in which indemnification is permitted under subsections (a) and (b) of Section 145 of the DGCL (unless ordered by a court), it will be made by the corporation only as authorized in the specific case upon a determination that indemnification of the present or former director, officer, employee or agent is proper in the circumstances because the applicable standard of conduct has been met by the party to be indemnified. Such determination must be made, with respect to a person who is a director or officer at the time of such determination, (1) by a majority vote of the directors who are not parties to such action, suit or proceeding, even though less than a quorum, (2) by a committee of such directors designated by majority vote of such directors, even though less than a quorum, (3) if there are no such directors, or if such directors so direct, by independent legal counsel in a written opinion or (4) by the stockholders. The statute authorizes the corporation to pay expenses incurred by an officer or director in advance of the final disposition of a proceeding upon receipt of an undertaking by or on behalf of the person to whom the advance will be made, to repay the advances if it is ultimately determined that he or she was not entitled to indemnification. Section 145 of the DGCL also provides that indemnification and advancement of expenses permitted under such Section are not to be exclusive of any other rights to which those seeking indemnification or advancement of expenses may be entitled under any bylaw, agreement, vote of stockholders or disinterested directors, or otherwise. Section 145 of the DGCL also authorizes the corporation to purchase and maintain liability insurance on behalf of its directors, officers, employees and agents regardless of whether the corporation would have the statutory power to indemnify such persons against the liabilities insured.

Our certificate of incorporation provides that our directors will not be liable to us or our stockholders for monetary damages for breach of fiduciary duty as a director to the fullest extent permitted by the DGCL. Section 102(b)(7) of the DGCL provides that the personal liability of a director to a corporation or its stockholders for breach of fiduciary duty as a director may be eliminated except for liability (1) for any breach of the director's duty of loyalty to the corporation or its stockholders, (2) for acts or omissions not in good faith or which involve intentional misconduct or a knowing violation of law, (3) under Section 174 of the DGCL, relating to unlawful payment of distributions or unlawful stock purchases or redemption of stock or (4) for any transaction from which the director derives an improper personal benefit.

Under our certificate of incorporation, we fully indemnify any person who was or is involved in any actual or threatened action, suit or proceeding by reason of the fact that such person is or was one of our directors or officers. So long as we are regulated under the 1940 Act, the above indemnification and limitation of liability is limited by the 1940 Act or by any valid rule, regulation or order of the SEC thereunder. The 1940 Act provides, among other things, that a company may not indemnify any director or officer against liability to it or its security holders to which he or she might otherwise be subject by reason of his or her willful misfeasance, bad faith, gross negligence or reckless disregard of the duties involved in the conduct of his or her office unless a determination is made by final decision of a court, by vote of a majority of a quorum of directors who are disinterested, non-party directors or by independent legal counsel that the liability for which indemnification is sought did not arise out of the foregoing conduct.

We have obtained liability insurance for our directors and officers. In addition, we have entered into indemnification agreements with each of our directors and officers in order to effect the foregoing except to the extent that such indemnification would exceed the limitations on indemnification under Section 17(h) of the 1940 Act.

DESCRIPTION OF NOTES

Our 4.875% Notes due 2026 (the "2026 Notes") were issued under an indenture dated as of March 23, 2012 (the "Base Indenture"), as amended and supplemented by a Third Supplemental Indenture dated as of March 30, 2021 (the "Third Supplemental Indenture;" the Base Indenture, as amended and supplemented by the Third Supplemental Indenture, is hereinafter called the "2026 Notes Indenture"), each between us and U.S. Bank National Association, as trustee.

Our 6.25% Notes due 2027 (the "2027 Notes," together with the 2026 Notes, the "Notes") were issued under the Base Indenture, as amended and supplemented by a Fourth Supplemental Indenture dated as of **June 15, 2027** **June 15, 2022** (the "Fourth Supplemental Indenture;" the Base Indenture, as amended and supplemented by the Fourth Supplemental Indenture, is hereinafter called the "2027 Notes Indenture," and together with the 2026 Notes Indenture, the "Indenture"), each between us and U.S. Bank Trust Company, National Association, as trustee.

We may issue our debt securities under the Indenture from time to time in one or more series. The 2026 Notes and 2027 Notes are each a separate series of our debt securities issued and outstanding under the Indenture, which means that, for purposes of giving any consent, notice or waiver or taking any other action under the Indenture, the registered holders of the Notes will act separately from the registered holders of each other series of our debt securities that may be outstanding under the Indenture from time to time. Unless otherwise expressly stated or the context otherwise requires, references to “debt securities” under this caption “Description of Notes” and the caption “Description of Indenture” below shall include the Notes.

The description of some of the terms of the Notes and the Indenture contained under this caption “Description of Notes” are not complete and are subject to, and qualified in their entirety by reference to, the Indenture and the forms of the Notes, which are incorporated by reference as exhibits to the Annual Report on Form 10-K of which this Exhibit is a part. You should read the Indenture and the forms of the Notes for a complete statement of the provisions described under this caption “Description of Notes” and other provisions that may be important to you.

General

The 2026 Notes:

- were issued in an initial principal amount of \$57,500,000;
- will mature on March 30, 2026, unless redeemed prior to maturity;
- were issued in denominations of \$25 and integral multiples of \$25 in excess thereof;
- are redeemable in whole or in part at any time or from time to time on and after March 30, 2023, at a redemption price of \$25 per Note plus accrued and unpaid interest payments otherwise payable for the then-current quarterly interest period accrued to the date fixed for redemption as described under “- Redemption and Repayment” below;
- are listed on NYSE under the symbol “HTFB”.

The 2027 Notes:

- were issued in an initial principal amount of \$57,500,000, after exercise of over-allotment option;
- will mature on June 15, 2027, unless redeemed prior to maturity;
- were issued in denominations of \$25 and integral multiples of \$25 in excess thereof;
- are redeemable in whole or in part at any time or from time to time on and after June 15, 2024, at a redemption price of \$25 per Note plus accrued and unpaid interest payments otherwise payable for the then-current quarterly interest period accrued to the date fixed for redemption as described under “- Redemption and Repayment” below;
- are listed on NYSE under the symbol “HTFC”.

The Notes are our direct unsecured obligations and rank:

- pari passu with current and future unsecured unsubordinated indebtedness;
- senior to any of our future indebtedness that expressly provides it is subordinated to the Notes;

effectively subordinated to all of our existing and future secured indebtedness (including indebtedness that is initially unsecured to which we

- effectively subordinated to all of our existing and future secured indebtedness (including indebtedness that is initially unsecured to which we subsequently grant security), to the extent of the value of the assets securing such indebtedness; and
- structurally subordinated to all existing and future indebtedness and other obligations of any of our subsidiaries, financing vehicles or similar facilities.

Our subsidiaries are separate and distinct legal entities and have no obligation, contingent or otherwise, to pay any amounts due on the Notes or to make any funds available for payment on the Notes, whether by dividends, loans or other payments. In addition, the payment of dividends and the making of loans and advances to us by our subsidiaries may be subject to statutory, contractual or other restrictions, may depend on the earnings or financial condition of all of the foregoing and are subject to various business considerations. As a result, we may be unable to gain significant, if any, access to the cash flow or assets of our subsidiaries.

The Indenture does not limit the amount of debt (secured and unsecured) that we and our subsidiaries may incur or our ability to pay dividends, sell assets, enter into transactions with affiliates or make investments. In addition, the Indenture does not contain any provisions that would necessarily protect holders of Notes if we become involved in a highly leveraged transaction, reorganization, merger or other similar transaction that adversely affects us or them.

The Notes are issuable in fully registered form only, without coupons, in minimum denominations of \$25 and integral multiples thereof. The Notes are represented by one or more global notes deposited with or on behalf of DTC, or a nominee thereof. Except as otherwise provided in the Indenture, the Notes are registered in the name of that depository or its nominee. We will make payments on a global security in accordance with the applicable policies of the depository as in effect from time to time. Under those policies, we will make payments directly to the depository, or its nominee, and not to any indirect holders who own beneficial interests in the global security. An indirect holder's right to those payments will be governed by the rules and practices of the depository and its participants.

We are permitted, under specified conditions, to issue multiple classes of indebtedness if our asset coverage, as defined in the 1940 Act, is at least equal to 150% immediately after each such issuance. In addition, while any indebtedness and senior securities remain outstanding, we must make provisions to prohibit the distribution to our stockholders or the repurchase of such securities or shares unless we meet the applicable asset coverage ratios at the time of the distribution or repurchase. Specifically, we may be precluded from declaring dividends or repurchasing

shares of our common stock unless our asset coverage is at least 150%. We may also borrow amounts up to 5% of the value of our total assets for temporary or emergency purposes without regard to asset coverage.

Interest Provisions Related to the Notes

Interest on the 2026 Notes accrues at the rate of 4.875% per annum and is payable quarterly on each March 30, June 30, September 30, and December 30. The interest periods will be the periods from and including an interest payment date to, but excluding, the next interest payment date or the stated maturity date, as the case may be. We will pay interest to those persons who were holders of record of such Notes on the first day of the month during which each interest payment date occurs: each March 30, June 30, September 30, and December 30, which commenced June 30, 2021.

Interest on the 2027 Notes accrues at the rate of 6.25% per annum and is payable quarterly on each March 30, June 30, September 30, and December 30. The interest periods will be the periods from and including an interest payment date to, but excluding, the next interest payment date or the stated maturity date, as the case may be. We will pay interest to those persons who were holders of record of such Notes on the first day of the month during which each interest payment date occurs: each March 30, June 30, September 30, and December 30, which commenced September 30, 2022.

Interest on the Notes accrues from the date of original issuance and is computed on the basis of a 360-day year comprised of twelve 30-day months. The notes are not entitled to the benefit of any sinking fund.

Interest payments are made only on a business day, defined in the Indenture as each Monday, Tuesday, Wednesday, Thursday and Friday that is not a day on which banking institutions in New York City and Chicago are authorized or required by law or executive order to close. If any interest payment is due on a non-business day, we will make the payment on the next day that is a business day. Payments made on the next business day in this situation will be treated under the Indenture as if they were made on the original due date. Such payment will not result in a default under the Notes or the Indenture, and no interest will accrue on the payment amount from the original due date to the next day that is a business day.

Redemption and Repayment

The 2026 Notes may be redeemed in whole or in part at any time or from time to time at our option on or after March 30, 2023, upon not less than 30 days nor more than 60 days written notice by mail prior to the date fixed for redemption thereof, at a redemption price of \$25 per Note plus accrued and unpaid interest payments

otherwise payable for the then-current quarterly interest period accrued to the date fixed for redemption.

The 2027 Notes may be redeemed in whole or in part at any time or from time to time at our option on or after June 15, 2024, upon not less than 30 days nor more than 60 days written notice by mail prior to the date fixed for redemption thereof, at a redemption price of \$25 per Note plus accrued and unpaid interest payments otherwise payable for the then-current quarterly interest period accrued to the date fixed for redemption.

Holders may be prevented from exchanging or transferring the Notes when they are subject to redemption. In case any Notes are to be redeemed in part only, the redemption notice will provide that, upon surrender of such Note, a holder will receive, without a charge, a new Note or Notes of authorized denominations representing the principal amount of a holder's remaining unredeemed Notes.

Any exercise of our option to redeem the Notes will be done in compliance with the 1940 Act, to the extent applicable.

If we redeem only a portion of the Notes, the Trustee will determine the method for selection of the particular Notes to be redeemed in compliance with the requirements of the NYSE (or such other principal national securities exchange on which the Notes are then listed), or, if the Notes are not then listed on any national securities exchange, on a pro rata basis, by lot, or by such method as the trustee deems fair and appropriate, in accordance with the 1940 Act to the extent applicable and in accordance with any applicable depositary procedures. Unless we default in payment of the redemption price, on and after the date of redemption, interest will cease to accrue on the Notes called for redemption.

Holders do not have the option to have the Notes repaid prior to the stated maturity date.

Trading Characteristics

We expect the Notes to trade at a price that takes into account the value, if any, of accrued and unpaid interest. This means that purchasers will not pay, and sellers will not receive, accrued and unpaid interest on the Notes that is not included in their trading price. Any portion of the trading price of a Note that is attributable to accrued and unpaid interest will be treated as a payment of interest for U.S. federal income tax purposes and will not be treated as part of the amount realized for purposes of determining gain or loss on the disposition of the Notes.

Certain Covenants

In addition to standard covenants relating to payment of principal and interest, maintaining an office where payments may be made or securities surrendered for payment, payment of taxes and related matters, the following covenants apply to the Notes.

Reporting

We have agreed to provide to holders of the Notes and the trustee (if at any time when Notes are outstanding we are not subject to the reporting requirements of Sections 13 or 15(d) of the Exchange Act to file any periodic reports with the SEC), our audited annual consolidated financial statements, within 90 days of our fiscal year end, and unaudited interim consolidated financial statements, within 45 days of our fiscal quarter end (other than our fourth fiscal quarter). All such financial statements will be prepared, in all material respects, in accordance with applicable United States generally accepted accounting principles.

1940 Act Compliance

We have agreed that, for the period of time during which the Notes are outstanding, we will not violate Section 18(a)(1)(A) as modified by Section 61(a)(1) of the 1940 Act or any successor provisions.

We have agreed that, for the period of time during which the Notes are outstanding, we will not violate Section 18(a)(1)(B) as modified by (i) Section 61(a)(1) of the 1940 Act, the definitional provisions of the 1940 Act or any successor provisions and after giving effect to any exemptive relief granted to us by the SEC and (ii) the two other exceptions set forth below. These statutory provisions of the 1940 Act are not currently applicable to us and will not be applicable to us as a result of this offering. However, if Section 18(a)(1)(B) as modified by Section 61(a)(1) of the 1940 Act were currently applicable to us in connection with this offering, these provisions would generally prohibit us from declaring any cash dividend or distribution upon any class of our capital stock, or purchasing any such capital stock if our asset coverage, as defined for purposes of Section 18(a)(1)(B) in the 1940 Act, were below 200% at the time of the declaration of the dividend or distribution or purchase and after deducting the amount of such dividend, distribution, or purchase. Under the covenant, we will be permitted to declare a cash dividend or distribution notwithstanding the prohibition contained in Section 18(a)(1)(B) as modified by Section 61(a)(1) of the 1940 Act, but only up to such amount as is necessary for us to maintain our status as a regulated investment company under Subchapter M of the Internal Revenue Code of 1986. Furthermore, the covenant will not be triggered unless and until such time as our asset coverage has not been in compliance with the minimum asset coverage required by Section 18(a)(1)(B) as modified by Section

61(a)(1) of the 1940 Act (after giving effect to any exemptive relief granted to us by the SEC) for more than six consecutive months.

Events of Default

A holder will have rights if an Event of Default occurs in respect of the Notes and is not cured, as described later in this subsection.

The term “Event of Default” in respect of the Notes means any of the following:

- We do not pay the principal of, or any premium on, the Notes when due, whether at maturity, upon redemption or otherwise.
- We do not pay interest on the Notes when due, and such default is not cured within 30 days.
- We remain in breach of a covenant in respect of the Notes for 60 days after we receive a written notice of default stating we are in breach. The notice must be sent by either the trustee, if such default is known to a responsible officer of the trustee or a responsible officer of the trustee has received written notice of such default, or holders of at least 25% of the principal amount of the Notes.
- The acceleration of our or our subsidiaries’ indebtedness for money borrowed in aggregate principal amount of \$10 million or more so that it becomes due and payable before the date on which it would otherwise have become due and payable, if such acceleration is not rescinded within 30 days after we

receive a written notice of default stating we are in breach. The notice must be sent by either the trustee or holders of at least 25% of the principal amount of the Notes.

- We or any of our subsidiaries fail, within 30 days, to pay, bond or otherwise discharge any final, non-appealable judgments or orders for the payment of money the total uninsured amount of which for us or any of our subsidiaries exceeds \$10 million, which are not stayed on appeal.
- We or any of our subsidiaries that is a “significant subsidiary” (as defined in Regulation S-X under the Exchange Act) or any group of our subsidiaries that in the aggregate would constitute a “significant subsidiary” file for bankruptcy, or certain other events of bankruptcy, insolvency or reorganization occur and in the case of certain orders or decrees entered against us under bankruptcy law, such order or decree remains undischarged or unstayed for a period of 60 days.
- On the last business day of each of twenty-four consecutive calendar months, we have an asset coverage of less than 100%.

The trustee may withhold notice to the holders of the Notes any default, except in the payment of principal, premium or interest, if it considers the withholding of notice to be in the best interests of the holders.

Remedies if an Event of Default Occurs

If an Event of Default, other than an Event of Default referred to in the second to last bullet point above with respect to us (but including an Event of Default referred to in that bullet point solely with respect to a significant subsidiary, or group of subsidiaries that in the aggregate would constitute a significant subsidiary of ours), has occurred and has not been cured, the trustee, if such event of default is known to a responsible officer of the trustee or a responsible officer of the trustee has received written notice of such event of default, or the holders of at least 25% in principal amount of Notes may declare the entire principal amount of all the Notes to be due and immediately payable. If an Event of Default referred to in the second to last bullet point above with respect to us (and not solely with respect to a significant subsidiary, or group of subsidiaries that in the aggregate would constitute a significant subsidiary of ours) has occurred, the entire principal amount of all the Notes will automatically become due and immediately payable. This is called a declaration of acceleration of maturity. In certain circumstances, a declaration of acceleration of maturity may be canceled by the holders of a majority in principal amount of the Notes.

The trustee is not required to take any action under the Indenture at the request of any holders unless the holders offer the trustee reasonable protection from expenses and liability (called an “indemnity”) (Section 315 of the Trust Indenture Act of 1939). If reasonable indemnity is provided, the holders of a majority in principal amount of the Notes may direct the time, method and place of conducting any lawsuit or other formal legal action seeking any remedy available to the trustee. The trustee may refuse to follow those directions in certain circumstances. No delay or omission in exercising any right or remedy will be treated as a waiver of that right, remedy or Event of Default.

Before a holder is allowed to bypass the trustee and bring their own lawsuit or other formal legal action or take other steps to enforce their rights or protect their interests relating to the Notes, the following must occur:

- A holder must give the trustee written notice that an Event of Default has occurred and remains uncured.
- The holders of at least 25% in principal amount of all outstanding Notes must make a written request that the trustee take action because of the default and must offer reasonable indemnity to the trustee against the cost and other liabilities of taking that action.
- The trustee must not have taken action for 60 calendar days after receipt of the above notice and offer of indemnity.
- The holders of a majority in principal amount of the Notes must not have given the trustee a direction inconsistent with the above notice during that 60 calendar day period.

However, a holder is entitled at any time to bring a lawsuit for the payment of money due on Notes on or after the due date.

Holders of a majority in principal amount of the Notes may waive any past defaults other than:

- the payment of principal, any premium or interest; or
-

- in respect of a covenant that cannot be modified or amended without the consent of each holder.

Each year, we will furnish to the trustee a written statement of certain of our officers certifying that to their knowledge we are in compliance with the Indenture, or else specifying any default.

Merger or Consolidation

Under the terms of the Indenture, we are generally permitted to consolidate or merge with another entity. We are also permitted to sell all or substantially all of our assets to another entity. However, we may not consolidate with or into any other corporation or convey or transfer all or substantially all of our property or assets to any person unless all the following conditions are met:

- Where we merge out of existence or sell our assets, the resulting entity must agree to be legally responsible for all of our obligations under the Notes and the Indenture.
- Immediately after giving effect to such transaction, no Default or Event of Default shall have happened and be continuing.
- We must deliver certain certificates and documents to the trustee.

Modification or Waiver

There are three types of changes we can make to the Indenture and the Notes.

Changes Requiring Approval of Holders

First, there are changes that we cannot make to the Notes without the specific approval of the holders. The following is a list of those types of changes:

- change the stated maturity of the principal of or interest on the Notes;
- reduce any amounts due on the Notes;
- reduce the amount of principal payable upon acceleration of the maturity of the Notes following a default;

- adversely affect any right of repayment at the holder's option;
- change the place (except as otherwise described in the accompanying prospectus or prospectus supplement) or currency of payment on the Notes;
- impair a holder's right to sue for payment;
- reduce the percentage of holders of Notes whose consent is needed to modify or amend the Indenture;
- reduce the percentage of holders of Notes whose consent is needed to waive compliance with certain provisions of the Indenture or to waive certain defaults;
- modify any other aspect of the provisions of the Indenture dealing with supplemental indentures, modification and waiver of past defaults, changes to the quorum or voting requirements or the waiver of certain covenants; and
- change any obligation we have to pay additional amounts.

Changes Not Requiring Approval

The second type of change does not require any vote by the holders of the Notes. This type is limited to clarifications and certain other changes that would not adversely affect holders of the Notes in any material respect. We also do not need any approval to make any change that affects only debt securities to be issued under the indenture after the change takes effect.

Changes Requiring Majority Approval

Any other change to the Indenture and the Notes would require the following approval:

- If the change affects only the Notes, it must be approved by the holders of a majority in principal amount of the Notes outstanding at such time.
- If the change affects more than one series of debt securities issued under the indenture, it must be approved by the holders of a majority in principal amount of all of the series affected by the change, with all affected series voting together as one class for this purpose.

The holders of a majority in principal amount of all of the series of debt securities issued under an indenture, voting together as one class for this purpose, may waive our compliance with some of our covenants in that indenture. However, we cannot obtain a waiver of a payment default or of any of the matters covered by the bullet points included above under “- Changes Requiring Approval of Holders.”

Defeasance

Covenant Defeasance

Under current United States federal tax law, we can make the deposit described below and be released from some of the restrictive covenants in the Indenture under which the Notes were issued. This is called “covenant defeasance.” In that event, a holder would lose the protection of those restrictive covenants but would gain the protection of having money and government securities set aside in trust to repay a holder's Notes. In order to achieve covenant defeasance, we must do the following:

- We must irrevocably deposit in trust for the benefit of all holders of such Notes a combination of money and United States government or United States government agency notes or bonds that will generate enough cash to make interest, principal and any other payments on the Notes on their various due dates. No Default or Event of Default with respect to the Notes shall have occurred and be continuing on the date of such deposit, or in the case of a bankruptcy Event of Default, at any time during the period ending on the 91st day after the date of such deposit.

- We must deliver to the trustee a legal opinion of our counsel confirming that, under current U.S. federal income tax law, we may make the above deposit without causing holders to be taxed on the Notes any differently than if we did not make the deposit and just repaid the Notes ourselves at maturity.

We must deliver to the trustee a legal opinion of our counsel stating that the above deposit does not require registration by us under the 1940 Act and a legal opinion and officers' certificate stating that all conditions precedent to covenant defeasance have been complied with.

If we accomplish covenant defeasance, a holder can still look to us for repayment of the Notes if there were a shortfall in the trust deposit or the trustee is prevented from making payment. For example, if one of the remaining Events of Default occurred (such as our bankruptcy) and the Notes became immediately due and payable, there might be a shortfall. Depending on the event causing the default, a holder may not be able to obtain payment of the shortfall.

Full Defeasance

If there is a change in U.S. federal tax law, as described below, we can legally release ourselves from all payment and other obligations on the Notes (called "full defeasance") if we put in place the following other arrangements for a holder to be repaid:

- We must deposit in trust for the benefit of all holders of such Notes a combination of money and United States government or United States government agency notes or bonds that will generate enough cash to make interest, principal and any other payments on the Notes and for payment of amounts due to the trustee. No Default or Event of Default with respect to the Notes shall have occurred and be continuing on the date of such deposit, or in the case of a bankruptcy Event of Default, at any time during the period ending on the 91st day after the date of such deposit.
- We must deliver to the trustee a legal opinion confirming that there has been a change in current U.S. federal tax law or a ruling issued by the Internal Revenue Service, or IRS, that allows us to make the above deposit without causing holders to be taxed on the Notes any differently than if we did not make

the deposit and just repaid the Notes ourselves at maturity. Under current U.S. federal tax law, the deposit and our legal release from the Notes would be treated as though we paid holders their share of the cash and notes or bonds at the time the cash and notes or bonds were deposited in trust in exchange for their Notes and holders would recognize gain or loss on the Notes at the time of the deposit.

- We must deliver to the trustee a legal opinion of our counsel stating that the above deposit does not require registration by us under the 1940 Act and a legal opinion and officers' certificate stating that all conditions precedent to defeasance have been complied with.

If we ever did accomplish full defeasance, as described above, holders would have to rely solely on the trust deposit for repayment of the Notes. Holders could not look to us for repayment in the unlikely event of any shortfall. Conversely, the trust deposit would most likely be protected from claims of our lenders and other creditors if we ever became bankrupt or insolvent.

No service charge will be made for any registration of transfer or any exchange of Notes, but we may require payment of a sum sufficient to cover any transfer tax or similar governmental charge payable in connection therewith.

Satisfaction and Discharge

The Indenture will be discharged and will cease to be of further effect with respect to the Notes when either:

- all the Notes that have been authenticated have been delivered to the trustee for cancellation; or
- all the Notes that have not been delivered to the trustee for cancellation:
- have become due and payable,
- will become due and payable at their stated maturity within one year, or

- are to be called for redemption within one year, and we, in the case of the first, second and third sub-bullets above, have irrevocably deposited or caused to be deposited with the trustee as trust funds in trust solely for the benefit of the holders of the Notes, in amounts as will be sufficient, without consideration of any reinvestment of interest, to pay and discharge the entire indebtedness (including all principal, premium, if any, and interest) on such Notes delivered to the trustee for cancellation (in the case of Notes that have become due and payable on or prior to the date of such deposit) or to the stated maturity or redemption date, as the case may be,
- we have paid or caused to be paid all other sums payable by us under the Indenture with respect to the Notes; and
- we have delivered to the trustee an officers' certificate and legal opinion, each stating that all conditions precedent provided for in the Indenture, including amounts payable to the trustee, relating to the satisfaction and discharge of the Indenture and the Notes have been complied with.

Additional Notes and Additional Series of Notes

We may from time to time, without notice to or the consent of the registered holders of the Notes, create and issue further notes ranking equally and ratably with the Notes in all respects, including having the same CUSIP number, so that such further notes shall be consolidated and form a single series of notes and shall have the same terms as to status or otherwise as the Notes. No additional notes may be issued if an event of default has occurred and is continuing with respect to the Notes. The indenture also allows for the issuance of additional series of debt securities from time to time.

The Trustee Under the Indenture

U.S. Bank National Association serves as the trustee under the Indenture.

Payment, Paying Agent, Registrar and Transfer Agent

The principal amount of each Note is payable on the stated maturity date at the office of the Paying Agent, Registrar and Transfer Agent for the Notes or at such other office in New York City as we may designate. The trustee acts as Paying Agent, Registrar and Transfer Agent for the Notes.

Governing Law

The Indenture and the Notes are governed by the laws of the State of New York.

Book-Entry Debt Securities

DTC acts as securities depository for the Notes. The Notes are issued as fully registered securities registered in the name of Cede & Co. (DTC's partnership nominee) or such other name as may be requested by an authorized representative of DTC. One fully-registered certificate is issued for the Notes, in the aggregate principal amount of such issue, and is deposited with DTC.

DTC is a limited-purpose trust company organized under the New York Banking Law, a "banking organization" within the meaning of the New York Banking Law, a member of the Federal Reserve System, a "clearing corporation" within the meaning of the New York Uniform Commercial Code, and a "clearing agency" registered pursuant to the provisions of Section 17A of the Exchange Act. DTC holds and provides asset servicing for issues of U.S. and non-U.S. equity issues, corporate and municipal debt issues, and money market instruments that DTC's participants ("Direct Participants") deposit with DTC. DTC also facilitates the post-trade settlement among Direct Participants of sales and other securities transactions in deposited securities through electronic computerized book-entry transfers and pledges between Direct Participants' accounts. This eliminates the need for physical movement of securities certificates. Direct Participants include both U.S. and non-U.S. securities brokers and dealers, banks, trust companies, clearing corporations, and certain other organizations. DTC is a wholly owned subsidiary of The Depository Trust & Clearing Corporation ("DTCC").

DTCC is the holding company for DTC, National Securities Clearing Corporation and Fixed Income Clearing Corporation, all of which are registered clearing agencies. DTCC is owned by the users of its regulated subsidiaries. Access to the DTC system is also available to others such as both U.S. and non-U.S. securities brokers and dealers, banks, trust companies and clearing corporations that clear through or maintain a custodial relationship with a Direct Participant, either directly or indirectly ("Indirect Participants").

Purchases of debt securities under the DTC system must be made by or through Direct Participants, which will receive a credit for the debt securities on DTC's records. The ownership interest of each actual purchaser of each security ("Beneficial Owner") is in turn to be recorded on the Direct and Indirect Participants' records.

Beneficial Owners do not receive written confirmation from DTC of their purchase. Beneficial Owners are, however, expected to receive written confirmations providing details of the transaction, as well as periodic statements of their holdings, from the Direct or Indirect Participant through which the Beneficial Owner entered into the transaction. Transfers of ownership interests in the debt securities are to be accomplished by entries made on the books of Direct and Indirect Participants acting on behalf of Beneficial Owners. Beneficial Owners do not receive certificates representing their ownership interests in debt securities, except in the event that use of the book-entry system for the debt securities is discontinued.

To facilitate subsequent transfers, all debt securities deposited by Direct Participants with DTC are registered in the name of DTC's partnership nominee, Cede & Co. or such other name as may be requested by an authorized representative of DTC. The deposit of debt securities with DTC and their registration in the name of Cede & Co. or such other DTC nominee do not affect any change in beneficial ownership. DTC has no knowledge of the actual Beneficial Owners of the debt securities; DTC's records reflect only the identity of the Direct Participants to whose accounts such debt securities are credited, which may or may not be the Beneficial Owners. The Direct and Indirect Participants are responsible for keeping account of their holdings on behalf of their customers.

Conveyance of notices and other communications by DTC to Direct Participants, by Direct Participants to Indirect Participants, and by Direct Participants and Indirect Participants to Beneficial Owners will be governed by arrangements among them, subject to any statutory or regulatory requirements as may be in effect from time to time.

Redemption notices shall be sent to DTC. If less than all of the debt securities within an issue are being redeemed, DTC's practice is to determine by lot the amount of the interest of each Direct Participant in such issue to be redeemed.

Neither DTC nor Cede & Co. (nor such other DTC nominee) will consent or vote with respect to the Notes unless authorized by a Direct Participant in accordance with DTC's Procedures. Under its usual procedures, DTC mails an Omnibus Proxy to us as soon as possible after the record date. The Omnibus Proxy assigns Cede & Co.'s consenting or voting rights to those Direct Participants to whose accounts the Notes are credited on the record date (identified in a listing attached to the Omnibus Proxy).

Redemption proceeds, distributions, and dividend payments on the Notes will be made to Cede & Co., or such other nominee as may be requested by an authorized representative of DTC. DTC's practice is to credit Direct Participants' accounts upon DTC's receipt of funds and corresponding detail information from us or the trustee on the payment date in accordance with their respective holdings shown on DTC's records. Payments by Participants to Beneficial Owners will be governed by standing instructions and customary practices, as is the case with securities held for the accounts of customers in bearer form or registered in "street name," and will be the responsibility of such Participant and not of DTC nor its nominee, the trustee, or us, subject to any statutory or regulatory requirements as may be in effect from time to time. Payment of redemption proceeds, distributions, and dividend payments to Cede & Co. (or such other nominee as may be requested by an authorized representative of DTC) is the responsibility of us or the trustee, but disbursement of such payments to Direct Participants will be the responsibility of DTC, and disbursement of such payments to the Beneficial Owners will be the responsibility of Direct and Indirect Participants.

DTC may discontinue providing its services as securities depository with respect to the Notes at any time by giving reasonable notice to us or to the trustee. Under such circumstances, in the event that a successor securities depository is not obtained, certificates are required to be printed and delivered. We may decide to discontinue use of the system of book-entry-only transfers through DTC (or a successor securities depository). In that event, certificates will be printed and delivered to DTC.

The information in this section concerning DTC and DTC's book-entry system has been obtained from sources that we believe to be reliable, but we take no responsibility for the accuracy thereof.

Exhibit 14.1

0001437749-23-004919htfheader01.jpg

HORIZON TECHNOLOGY FINANCE CORPORATION
HORIZON TECHNOLOGY FINANCE MANAGEMENT LLC
CODE OF ETHICS AND PERSONAL TRADING POLICY
(INVESTMENT ADVISERS ACT OF 1940)
(INVESTMENT COMPANY ACT OF 1940)

Introduction and Policy Statement:

This Code of Ethics and Personal Trading Policy (the "Code") has been adopted by each of Horizon Technology Finance Corporation ("HRZN") and Horizon Technology Finance Management LLC ("HTFM"), in compliance with Rule 17i-1 of the Investment Company Act of 1940, as amended (the "Company Act"), and, in the

case of the HTFM, Section 204A-1 of the Investment Advisers Act of 1940, as amended (the "Adviser Act"). The Code is based on the principles that (i) directors and officers of HRZN and the managers, officers and employees of HTFM, who provide services to HRZN, owe a fiduciary duty to HRZN to conduct their personal securities transactions in a manner that does not interfere with HRZN's transactions or otherwise take unfair advantage of their relationship with HRZN and (ii) managers, officers and employees of HTFM owe a fiduciary duty to its clients (including HRZN) to act with the utmost integrity in all of their dealings with clients.


Purposes of the Code:

The purposes of the Code are to (i) establish standards of conduct and procedures relating to personal securities transactions and related accounts that reflect the fiduciary duties HTFM owes to its clients, (ii) establish policies and procedures reasonable designed to detect and prevent activities that are or could be perceived as violating a fiduciary duty, breaching confidentiality obligations or creating a conflict of interest and (iii) require Covered Persons to comply with all applicable securities laws and regulations. All Covered Persons are subject to the Code and must comply with its requirements, including, without limitation, the restrictions on personal securities transactions, and certify that they have read the Code and agree to comply with it.

ARTICLE I – General Policies

The Code does not address every possible conflict of interest that may arise. As such, each Covered Person is responsible for exercising good judgment, acting ethically and bring violations or potential violations of the Code to the attention of the Chief Compliance Officer ("CCO") of HRZN and HTFM, or designee of the CCO. Technical compliance with the Code will not shield a Covered Person from scrutiny of actions that show a pattern of abuse or conduct that is illegal or violates HTFM's fiduciary duties to HRZN and its other clients.

¹ Certain capitalized terms used herein are defined in Article V – Definitions.



The following are specific policies that govern the personal trading of Covered Persons as well as personal trading done by Immediate Family Members of such Covered Person and in any account where a Covered Person or Immediate Family Member has a Beneficial Interest or Investment Control. Unless otherwise stated herein, Independent Directors are only required to comply with Article III – General Policies for Independent Directors.


1. Standards of Conduct

The Code consists of the following core principles:

- (i) The interests of clients (including HRZN) will be placed ahead of HTFM's or any Covered Person's own investment interests at all times.
- (ii) Covered Persons are expected to conduct their personal securities transactions in accordance with the Code and must avoid any actual or perceived conflict of interest with clients (including HRZN). Anyone with questions regarding the appearance of a conflict of interest with a client should consult with the CCO, or designee of the CCO, before taking action that may result in an actual conflict.
- (iii) Covered Persons will avoid any abuse of their position of trust and responsibility.
- (iv) No Covered Person will take inappropriate advantage of his/her position within HRZN or HTFM. Covered Persons are expected to act in the best interests of all clients of HTFM (including HRZN).
- (v) The fiduciary principle that independence in the investment decision-making process is paramount.
- (vi) Covered Persons are expected to comply with federal and all other applicable securities laws and regulations. Strict adherence to the Code and other policies and procedures of HRZN and HTFM will assist everyone in complying with this important requirement.
- (vii) Information concerning the identity of security holdings and financial circumstances of all clients is confidential.

As part of the required standards of conduct, Covered Persons are not permitted in connection with the purchase, acquisition, sale or disposal, directly or indirectly, by such Covered Person of a Security Held or to be Acquired by a client (including HRZN):

- (A) to employ any device, scheme or artifice to defraud such client in any manner;



- (B) to make any untrue statement of a material fact to such client or to omit to state to such client a material fact necessary in order to make the statement made, in light of the circumstances under which it is made, not misleading;
- (C) to engage in any act, practice or course of conduct which operates or would operate as a fraud or deceit upon such client;
- (D) to engage in any manipulative practice with respect to such client; or
- (E) to engage in any manipulative practice with respect to securities, including price manipulation.

Compliance with this fiduciary duty can be achieved by trying to avoid conflicts of interest and by fully disclosing all material facts concerning any conflict that does arise with respect to any client (including HRZN).

Failure to comply with the Code may result in disciplinary action, up to and including termination of employment, see Article II, Section 2 – Sanctions below.

Covered Persons are expected to maintain a high level of ethics, integrity and Professionalism in business and personal dealings. "Professionalism" means integrity, objectivity, independence where required, adherence to professional standards and applicable laws and regulations, and a demonstrated will to maintain and improve the quality of professional services and to withstand pressures, competitive and otherwise, to compromise on principles, standards and quality.

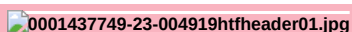
HTFM is entrusted by its clients with their assets and confidential information. To meet its obligations with that trust, HTFM shall abide by the "prudent investor rule" which requires a fiduciary to exercise reasonable care, skill and caution applied to investments in a portfolio not in isolation, but in the context of the portfolio as a whole and as part of an overall investment strategy, which should incorporate risk and return objectives reasonably suitable to the client. In making and

implementing investment decisions, the fiduciary has a duty to diversify investments of the client unless, under the circumstances, it is not prudent to do so.

2. Conflicts of Interest

Conflicts Among Client Interests: Conflicts of interest may arise where HTFM or its Covered Persons have reason to favor the interests of one client over another client (e.g., larger accounts over smaller accounts; accounts compensated by performance fees over accounts compensated differently; accounts in which employees have made material personal investments; or accounts of close friends or relatives of Covered Persons). Favoritism of one group of clients over another is prohibited under the Code.

Competing with Client Trades: The Code prohibits Covered Persons from using knowledge about pending or currently considered securities transactions for clients to profit personally (directly or indirectly) as a result of such transactions, including by purchasing or selling such securities for their own, their family's or their friends' accounts or by relaying such information to others for their use.



Disclosure of Personal Interest: Covered Persons are prohibited from recommending, implementing or considering any securities transaction for a client without first disclosing any material beneficial ownership, business or personal relationship, or other material interest in the issuer or its affiliates, to the CCO, or designee of the CCO. If the CCO, or designee of the CCO, deems the disclosed interest to present a material conflict, the Covered Person may not participate in any decision-making process regarding the securities of that issuer.

3. Confidentiality

All information concerning the identity of security holdings and financial circumstances of all clients (both current and former) or prospective clients is confidential.

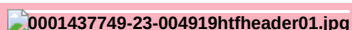
All information about clients (including HRZN) must be kept in strict confidence, including the client's identity (unless the client consents), the client's financial situation, the client's security holdings and advice furnished to the client by HTFM.

4. Protection of Material Non-Public Information; Prevention of Misuse of Material Non-Public Information

Covered Persons are expected to exercise diligence and care in maintaining and protecting HTFM's clients' (including HRZN's) Material Non-Public Information.

Covered Persons who are in possession of any Material, Non-Public Information are prohibited from:

- (i) purchasing or selling such securities for their own accounts or for accounts in which they have a beneficial interest or over which they have the power, directly or indirectly, to make investment decisions;
- (ii) soliciting customers' orders to purchase or sell the securities;
- (iii) issuing research reports, recommendations or comments which could be construed as recommendations; and
- (iv) disclosing such information or any conclusions based thereon to any other person in or outside HTFM, except as set forth herein.



Covered Persons are also expected not to divulge information regarding HTFM's securities recommendations or client securities holdings to any individual outside of HTFM, except:

- (A) as necessary to complete transactions or account changes (for example, communications with brokers and custodians);
- (B) as necessary to maintain or service a client or a client's account;
- (C) with various service providers providing administrative functions for HTFM (such as technology service providers), only after HTFM has entered into a contractual agreement that prohibits the service provider from disclosing or using confidential information except as necessary to carry out its assigned responsibilities and only for that purpose; or
- (D) as permitted by law.

Given the potential liability to which HTFM, HRZN and Covered Persons are subject, it is critical that all Covered Persons familiarize themselves with the Insider Trading Policy.

5. Personal Conduct

As noted above, Covered Persons are expected to conduct themselves with the utmost integrity and to avoid any actual or perceived conflicts of interest with HTFM's clients (including HRZN). In this spirit, the following are required of Covered Persons:


(a) Gifts and Entertainment

The overriding principle concerning gifts and entertainment is: Covered Persons should not accept inappropriate gifts, favors, entertainment, special accommodations or other things of material value that could influence their decision-making or make them feel beholden to a person or firm.

Covered Persons are generally prohibited from receiving any gift, gratuity, hospitality or other offering of more than de minimis value from any person or entity doing business with HTFM or HRZN (de minimis is described as \$100). Covered Persons may accept gifts or entertainment (other than those prohibited by this subsection (a)) provided (i) each gift or entertainment valued under \$100 is promptly self-reported through the Compliance Platform after acceptance of such gift or entertainment and (ii) each gift or entertainment valued over \$100 is pre-cleared through the Compliance Platform prior to acceptance of such gift or entertainment. Attendance at an outing or dinner with a representative of another firm does not require pre-clearance or self-reporting through the Compliance Platform after acceptance unless an overnight stay is involved, in which case the Covered Person must pre-clear such outing through the Compliance Platform in advance.

Any Covered Person who intends to give, directly or indirectly, a gift or entertainment to any person or entity that does business with or on behalf of HRZN or HTFM must (x) self-report through the Compliance Platform any such gift or entertainment valued under \$100 after giving such gift or entertainment and (y) pre-clear

HTFM must (x) self-report through the Compliance Platform any such gift or entertainment valued under \$100 after giving such gift or entertainment and (y) pre-clear through the Compliance Platform any such gift or entertainment valued over \$100 prior to giving such gift or entertainment.



(b) Service as Director or Officer of an Outside Company

Any Covered Person wishing to serve as a director or an officer for an outside company (public or private) must pre-clear such directorship or officership through the Compliance Platform in advance of accepting any such directorship or officership. In reviewing the request, the CCO, or designee of the CCO, will determine whether such directorship or officership is consistent with the interest of HTFM and its clients (including HRZN).

All directorships and officerships held with an outside company (public or private), including any directorships or officership held with clients of HTFM, must be reported through the Compliance Platform.

(c) Outside Business Activities

Any Covered Person wishing to engage in business activities outside of HRZN's or HTFM's business, regardless of the nature or type of business and regardless of the level of compensation, must pre-clear such outside business activity through the Compliance Platform in advance of engaging in such outside business activity. If requested by the CCO, or designee of the CCO, the Covered Person will provide periodic reports to the Chief Executive Officer ("CEO") or President and the CCO summarizing those outside business activities.

All outside business activities must be reported through the Compliance Platform.

(d) Political Contributions

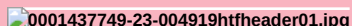
Covered Persons are prohibited from making a political contribution to gain, or to attempt to gain, an engagement for HTFM, HRZN or any affiliate. A Covered Person who intends to make a political contribution, regardless of the amount of the contribution, to any federal, state or local government entity, official, candidate, political party or political action committee in which such person or committee has the ability to make investment decisions must pre-clear through the Compliance Platform such political contribution prior to the making of such political contribution.

Any other political contribution made by a Covered Person does not require pre-clearance through the Compliance Platform before making the contribution or self-reporting through the Compliance Platform after the contribution is made.

6. Specific Policies

(a) Personal Trading and Requirement to Pre-Clear Transactions

Covered Persons are expected to purchase, sell or otherwise acquire or dispose of a Covered Security for their personal accounts only after determining there is no conflict of interest with client accounts trading in the same Covered Security.



Transactions complying with Article I, Section 6(f) – Acceptable Personal Trades and Exempt Transactions and other transactions not subject to Article I, Section 6(e) – Initial Public Offering and Limited or Private Offering or Article I, Section 6(g) – Transactions Generally Denied Pre-Clearance do not require pre-clearance through the Compliance Platform, but must be self-reported after execution of the transaction in accordance with Article I, Section 7 – Reportable Accounts, Holdings Reports, Trade Confirmations, Account Statements and Certifications.

To help prevent personal trading that (i) violates, or could be perceived to violate, a fiduciary duty or applicable securities laws and regulations, (ii) breaches a confidentiality obligation or (iii) creates, or could be perceived to create, a conflict of interest, no Covered Person will be able to purchase, sell or otherwise acquire or dispose of, directly or indirectly, any Covered Security subject to Article I, Section 6(e) – Initial Public Offering and Limited or Private Offering or Article I, Section 6(g) – Transactions Generally Denied Pre-Clearance unless such Covered Person has obtained pre-clearance through the Compliance Platform prior to engaging in such transaction.

(b) Use of the Compliance Platform

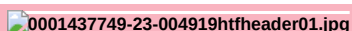
Covered Persons are required to use the Compliance Platform for all self-reporting and pre-clearance purposes. The Compliance Platform is available twenty-four (24) hours a day, seven (7) days a week for pre-clearance and self-reporting needs, including certifications and disclosures. HTFM and HRZN will provide each Covered Person with a username and password to access the Compliance Platform portal via the internet or mobile app.

Covered Persons who are unable to self-report and pre-clear through the Compliance Platform (e.g., due to internet or mobile app connectivity issues) should contact the CCO, or designee of the CCO, for assistance. Please keep in mind that assistance with self-reporting and pre-clearance requests may be limited or delayed on days or during hours when HTFM's or HRZN's Farmington office is closed.

(c) Matters to Consider Before Obtaining Pre-Clearance

Prior to submitting a pre-clearance request, a Covered Person should consider the following matters:

- (i) Whether the investment opportunity should be directed to a client's account?
- (ii) Will the amount or nature of the transaction affect the price or market for the security?
- (iii) Will the Covered Person benefit from the purchases or sales being made for any client?



- (iv) Will the Covered Person's transaction harm any client?
- (v) Is there an appearance or suggestion of impropriety?

If there is a chance the answer to any of the above questions is "yes", the Covered Person must include such information in the pre-clearance request made

through the Compliance Platform.

(d) How to Obtain Pre-Clearance

Prior to conducting or entering into a transaction that requires pre-clearance (i.e., a transaction subject to Article I, Section 6(e) – Initial Public Offering and Limited or Private Offering or Article I, Section 6(g) – Transactions Generally Denied Pre-Clearance), a Covered Person must submit a pre-clearance request through the Compliance Platform. The minimum transaction information that is required to be disclosed is included within the applicable pre-clearance request in the Compliance Platform (i.e., “Trade”, “IPO” or “Private Investment”).

If pre-clearance is granted, such pre-clearance approval will be valid for one (1) business day from the day that such approval is granted and the relevant transaction must be made during such period.

If pre-clearance is not granted, a Covered Person will not be permitted to engage in the proposed transaction. Questions regarding the denial of a pre-clearance request may be directed to the CCO, or designee of the CCO.


(e) Initial Public Offering and Limited or Private Offering

For the avoidance of doubt, a Covered Person is required to obtain pre-clearance through the Compliance Platform before investing in an initial public offering (IPO) or a limited or private offering (i.e., limited or private partnership), or otherwise investing, purchasing or acquiring an equity interest in a non-public company.

(f) Acceptable Personal Trades and Exempt Transactions

The following types of securities are considered safest from a regulatory perspective for a Covered Person to purchase, acquire, sell, trade, dispose of and/or hold and, therefore, may be freely held, purchased, acquired, sold, traded and/or disposed of by a Covered Person without obtaining pre-clearance approval as set forth in Article I, Section 6(a) – Personal Trading and Requirement to Pre-Clear Transactions. Covered Persons are therefore encouraged to conduct their personal transactions within the following types of acceptable securities and exempt transactions:

- (i) shares of open-end mutual funds not managed by HTFM (note: trades in closed-end mutual funds require pre-clearance);
- (ii) shares of money market funds;



- (iii) direct obligations of the United States Government;
- (iv) money market instruments, including bankers' acceptances, bank certificates of deposit, commercial paper, repurchase agreements and other high quality short-term debt;
- (v) any purchase, acquisition, sale or disposal of securities held in accounts over which the Covered Person has no direct or indirect influence or control (i.e., accounts managed by an outside investment advisor on a discretionary basis); and
- (vi) transactions effected pursuant to an automatic investment plan (including dividend reinvestment plans).

(g) Transactions Generally Denied Pre-Clearance

The following types of transactions will generally be denied pre-clearance:

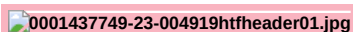
- (i) relating to any security that HTFM or HRZN is currently considering for purchase or sale;
- (ii) relating to any security that HTFM or HRZN has purchased or sold on the same business day as the pre-clearance request was made;
- (iii) relating to any security listed on the Restricted List; and
- (iv) relating to any security that falls within a “blackout period”.

Questions regarding the denial of a pre-clearance request may be directed to the CCO, or designee of the CCO.

7. Reportable Accounts, Holdings Reports, Trade Confirmations, Account Statements and Certifications

Covered Persons are required to report securities transactions and holdings for all accounts in which such Covered Person has a direct or indirect Beneficial Interest or has Investment Control through the Compliance Platform. This includes personal securities transactions and holdings of any Immediate Family Member living within the same household as such Covered Person. Personal securities reporting requirements do not include other individuals living in such Covered Person's household but such Covered Person should be cognizant of the confidentiality of the business of HTFM and HRZN.

Transactions and holdings information and reports, trade confirmations and brokerage statements provided by, or on behalf of, a Covered Person will be maintained in confidence by HTFM and HRZN, except to the extent necessary to implement and enforce the provisions of the Code, to comply with a request for information from a government agency or to otherwise comply with applicable law or an order of a court of competent jurisdiction.



(a) Initial Holdings Reports and Certifications

No later than ten (10) calendar days after becoming a Covered Person, each new Covered Person must submit initial holdings reports through the Compliance Platform (i) for each security in which such new Covered Person has a direct or indirect Beneficial Interest or has Investment Control and (ii) for each account in which securities are held for the direct or indirect benefit of such Covered Person. For any security held within a reportable account, a Covered Person does not need to individually disclose each public security held within such reportable account, provided the Covered Person has submitted a “Broker Account” pre-clearance request for such reportable account and such reportable account is listed on the Covered Person's initial accounts report. For the avoidance of doubt, a Covered Person must submit a “Private Investment” pre-clearance request for each private or non-public security held by such Covered Person and such security must be listed on the Covered Person's initial holdings report.

The minimum information that a Covered Person is required to disclose for each initial security holding or account is included within the applicable pre-clearance request in the Compliance Platform (i.e., "Private Investment" or "Broker Account").

When submitting initial holdings reports, the Covered Person will provide certifications that such Covered Person has reported all securities accounts and all reportable securities in which such Covered Person has a Beneficial Interest or Investment Control. Information included in the initial holdings reports must be current as of a date no more than forty-five (45) calendar days prior to becoming a Covered Person.


All Covered Persons are required to submit initial holdings reports even if such Covered Person has no reportable accounts and/or reportable securities at the time of submission.

Personal trading by a new Covered Person is restricted until the initial holdings reports have been submitted through the Compliance Platform.

(b) Quarterly Holdings Reports and Certifications

No later than thirty (30) calendar days after the end of each calendar quarter, each Covered Person must submit quarterly holdings reports through the Compliance Platform reporting (i) all transactions occurring during the quarter for a reportable security in which such Covered Person had a direct or indirect Beneficial Interest or had Investment Control and (ii) each account in which securities are held for the direct or indirect benefit of such Covered Person. All transactions must be listed on a Covered Person's quarterly holdings report and all reportable accounts must be listed on a Covered Person's quarterly accounts report.

When submitting quarterly holdings reports, such Covered Person will provide certifications that such Covered Person has reported all securities accounts and all reportable securities in which such Covered Person had a Beneficial Interest or Investment Control. Information included in the quarterly holdings reports must be current as of a date no more than forty-five (45) calendar days prior to the date the applicable report was submitted.



All Covered Persons are required to file quarterly holdings reports even if such Covered Person has no reportable accounts and/or reportable securities at the time of submission.

(c) Annual Holdings Reports and Certifications

No later than thirty (30) calendar days after the end of each calendar year, each Covered Person must submit annual holdings reports through the Compliance Platform (i) for each security in which such Covered Person has a direct or indirect Beneficial Interest or has Investment Control and (ii) for each account in which securities are held for the direct or indirect benefit of such Covered Person. All reportable securities must be listed on a Covered Person's annual holdings report and all reportable accounts must be listed on a Covered Person's annual accounts report.

When submitting the annual holdings reports, such Covered Person will provide certifications that such Covered Person has reported all securities accounts and all reportable securities in which such Covered Person had a Beneficial Interest or Investment Control. Information included in the annual holdings reports must be current as of a date no more than forty-five (45) calendar days prior to the date the applicable report was submitted.


All Covered Persons are required to submit annual holdings reports even if such Covered Person had no reportable accounts and/or reportable securities at the time of submission.

(d) Trade Confirmations and Account Statements

Covered Persons must share copies of all reportable security trade confirmations and periodic account statements for any accounts maintain by such Covered Person (or any other accounts in which such Covered Person has a Beneficial Interest or Investment Control) with HTFM and HRZN through the Compliance Platform.

Covered Persons are encouraged to conduct personal trading with brokers that offer direct data feeds to the Compliance Platform ("Approved Brokers"). When using an Approved Broker, trade confirmations, holdings and account statements are delivered to the Compliance Platform on such Covered Person's behalf. A list of Approved Brokers is available upon request by contacting the CCO, or designee of the CCO.

If a Covered Person's broker does not offer a direct data feed to the Compliance Platform, the Covered Person will be required to upload electronic copies of trade confirmations to the Compliance Platform at the same time such confirmation is provided to the Covered Person and periodic account statements to the Compliance Platform no more than thirty (30) calendar days after the end of each calendar quarter.



If a Covered Person's broker is not included on the list of Approved Brokers, such Covered Person should contact the CCO, or designee of the CCO, for additional information.

(e) Establishing New Reportable Accounts

Covered Persons must promptly report any newly established reportable account through the Compliance Platform by submitting a "Broker Account" pre-clearance request. Personal trading in such newly established reportable account is restricted until such account has been approved through the Compliance Platform by the CCO, or designee of the CCO.

(f) New Employee Acknowledgement and Certification

No later than ten (10) calendar days after becoming an employee of HTFM, each new employee must submit a new employee acknowledgement of the Code through the Compliance Platform certifying that such new employee (i) has received, read, understands and will comply with the Code and (i) is subject to the sanctions described in the Code.

(g) Annual and Amendment Acknowledgement and Certification

Annually, and when amendments to the Code are made, all Covered Persons must submit an acknowledgement of the Code through the Compliance Platform certifying that such Covered Person (i) has received, read, understands and will comply with the Code, (ii) is subject to the sanctions described in the Code and (iii) if

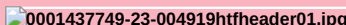
an annual certification, has complied with the Code during the preceding calendar year.

ARTICLE II – Violations and Enforcement of the Code

1. Code Violations

All Covered Persons are required to report promptly any apparent or suspected violations of the Code to the CCO, or designee of the CCO (including the discovery of any violation committed by another Covered Person). Examples of items that should be reported include, but are not limited to, non-compliance with federal securities laws, conduct that is harmful to clients and purchasing securities contrary to the Code. Such violations must be reported to the CCO, or designee of the CCO, on a timely basis. If the possible violation involves the CCO, a Covered Person should report it directly to the CFO. It is a violation of the Code to intentionally fail to report a violation or withhold pertinent information.

Such reports by Covered Persons will not be viewed negatively by HRZN and/or HTFM management, even if the suspected violation, upon further review, is determined to not be a violation and the CCO determined the Covered Person reported such apparent violation in good faith.

0001437749-23-004919htfheader01.jpg

All reports will be treated with the utmost level of confidentiality. Retaliation by HRZN, HTFM and/or any Covered Person against anyone who reports a suspected violation is prohibited. Such attempted retaliation would be treated as a further violation of the Code.

2. Sanctions

Violations of the Code will be subject to the imposition of such sanctions by HRZN and/or HTFM as may be deemed appropriate under the circumstances to achieve the purpose of the Code. Violations of the Code may result in disciplinary action against the Covered Person. The disciplinary action may be whatever the CEO or the President and the CCO deem appropriate given the situation, and may include, but are not limited to, a written warning, fines, bans on personal trading, disgorgement of profits and/or losses avoided, suspension, demotion, or termination of employment. Violations may also be referred to civil or criminal authorities where appropriate.

Disciplinary actions for violations of the Code by an Independent Director will be determined by the chairman of the board of directors and/or the lead independent director and the CCO.

3. Training and Education

HRZN and HTFM have designated the CCO as the individual responsible for training and educating Covered Persons regarding the Code. Training will occur periodically and all Covered Persons are required to attend any training and/or read all applicable materials.

4. Conflict Resolution and Escalation Process


The CCO, or designee of the CCO, will review each report submitted by a Covered Person of any apparent or suspected violation of the Code as promptly as practicable. The CFO will review any such report submitted by the CCO. In no case should a Covered Person review his/her own report. The CCO, or designee of the CCO, will review the matter and determine whether the issue is an actual violation and whether to grant an exception and/or the appropriate course of action. When making such a determination, the CCO, or designee of the CCO, may, as part of his/her review, discuss the matter with the relevant business unit manager, members of the senior management team or other parties (i.e. legal counsel, auditors, etc.).

ARTICLE III – General Policies for Independent Directors

1. Standards of Conduct

The core principles that govern an Independent Director's personal trading consist of the following:

- (i) The affirmative duties of care, loyalty, honesty and good faith to act in the best interests of HRZN.

0001437749-23-004919htfheader01.jpg

- (ii) The requirement that all personal trading must be in compliance with the Code, all applicable laws, rules and regulations and such Independent Director's fiduciary duty to HRZN.

- (iii) An Independent Director should not take inappropriate advantage of his/her position.

2. Personal Trading Restrictions

An Independent Director may not purchase or acquire direct or indirect Beneficial Ownership of any Covered Security, and may not sell or dispose of any Covered Security in which the Independent Director has direct or indirect Beneficial Ownership, if the Independent Director knows or should know at the time of entering into the transaction that: (1) HRZN has purchased, acquired, sold or disposed of the Covered Security within the last fifteen (15) calendar days, or is purchasing, acquiring, selling or disposing of or intends to purchase, acquire, sell or dispose of the Covered Security in the next fifteen (15) calendar days; or (2) HTFM has within the last fifteen (15) calendar days considered purchasing, acquiring, selling or disposing of the Covered Security for HTFM or within the next fifteen (15) calendar days intends to consider purchasing, acquiring, selling or disposing of the Covered Security for HRZN.

3. Reporting Exemptions

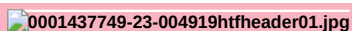
(a) Holdings Reports

An Independent Director is exempt from filing initial holdings reports as described in Article I, Section 7(a) – Initial Holdings Reports and Certifications and annual holdings reports as described in Article I, Section 7(c) – Annual Holdings Reports and Certifications. An Independent Director is exempt from filing quarterly holdings reports as described in Article I, Section 7(b) – Quarterly Holdings Reports and Certifications, unless such Independent Director knew or should have known that during the fifteen (15) calendar days immediately before or after the transaction in a Covered Security that HRZN purchased, acquired, sold or disposed of the Covered Security or HRZN considered the purchase, acquisition, sale or disposition of the Covered Security. If an Independent Director is required to make a holdings

report, the Independent Director should contact the CCO, or designee of the CCO, for assistance in making such holdings report. Independent Directors are not provided access to the Compliance Platform.

(b) Brokerage Accounts; Trade Confirmations and Account Statements

An Independent Director is exempt from delivering trade confirmations and periodic account statements as described in Article I, Section 7(d) – Trade Confirmations and Account Statements and disclosing newly established reportable accounts as described in Article I, Section 7(e) – Establishing New Reportable Accounts.



4. Serving on Other Boards of Directors and Officerships

An Independent Director is required to notify the CCO, or designee of the CCO, of any service on or resignation or termination from a business-related or non-business-related board of directors, board of trustees, officership or other similar position.

ARTICLE IV – Duties of the Chief Compliance Officer

Each of HRZN and HTFM have designated a CCO who has the authority and responsibility to administer the Code. The CCO can designate persons to act on his/her behalf including, without limitation, reviewing and approving pre-clearance requests, reviewing transaction and holding reports submitted by Covered Persons, granting exceptions to the Code, and reviewing reports of apparent or suspected violations of the Code, as appropriate.

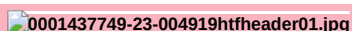
1. Prevention of Violations

The CCO shall be familiar with the Code. The CCO is responsible for ensuring that the Code is reasonably designed to detect and prevent violations of the Code and the federal securities laws relating to the prevention of insider trading. The CCO is responsible for reporting any material inadequacy to the CEO of HTFM or his/her designee and/or the board of directors of HRZN.

2. Duty to Enforce the Code

The CCO, or designee of the CCO, is responsible for the following:

- (i) furnishing all Covered Persons with a copy of the Code and any amendments thereto and periodically informing Covered Persons of their duties and obligations thereunder;
- (ii) obtaining signed certifications from each Covered Person stating that: (a) such Covered Person has received a copy of the Code; (b) has read it; (c) understands it; and (d) will comply with it;
- (iii) conducting periodic educational programs to explain and reinforce the terms of the Code and applicable securities laws, regulations and cases;
- (iv) answering questions regarding the Code, and keeping abreast of changes in applicable laws and regulations;
- (v) interpreting the Code consistent with the objectives of applicable laws, regulations and industry practices;
- (vi) consistent with the Code and applicable SEC rules, promptly reviewing, and either approving or denying, as applicable, in the Compliance Platform each request of Covered Persons for clearance to trade for their personal account;



- (vii) conducting audits, inspections and investigations as necessary or appropriate to prevent or detect possible violations of the Code;
- (viii) conducting periodic reviews of personal securities transactions effected by Covered Persons;
- (ix) maintaining confidential information regarding personal securities transactions and holdings and only disclosing such information to persons with a clear need to know, including state and federal regulators, when required or deemed necessary or appropriate by the CCO, or designee of the CCO, in conformance with the provisions of the Code;
- (x) developing policies and procedures designed to implement, maintain and enforce the Code; and
- (xi) reviewing the Code on a regular basis and recommending to the CEO of HTFM and/or the board of directors of HRZN such amendments as may be necessary or appropriate.

3. Detection of Violations of the Code

To prevent and detect violations of the Code, the CCO, or designee of the CCO, shall:

- (i) review the trading activity and holdings reports filed by each Covered Person through the Compliance Platform; and
- (ii) coordinate the review of such reports with other appropriate officers, directors or employees of HRZN or HTFM.

4. Material Violations of the Code

The CCO, or designee of the CCO, shall report to HTFM's senior management and/or HRZN's board of directors any material violation of the Code or any activity that may potentially result in a material violation of the Code.

5. Annual Review of the Code

The CCO, or designee of the CCO, must review at least annually the adequacy of the Code as well as the effectiveness of its implementation. A report will be delivered to HTFM's senior management and HRZN's board of directors, including the chairman. All material violations should be brought to the attention of HTFM's senior management and/or HRZN's board of directors in a timely manner.



6. Reports of the CCO

The CCO, or designee of the CCO, will:

(a) Quarterly Reports. If there were any material violations of the Code, prepare a quarterly report containing descriptions of any material violations requiring significant remedial action during the past quarter and any other significant information concerning the application of the Code, and a summary of any determinations made by the CCO, or designee of the CCO. The CCO shall submit the report to HTFM's senior management and/or HRZN's board of directors.

(b) Annual Reports. Prepare a written report, at least annually, (i) summarizing any exceptions or exemptions concerning personal investing made during the past year, listing any violations requiring significant remedial action, and identifying any recommended changes to the Code or the procedures thereunder and (ii) certifying that HRZN and/or HTFM, as applicable, has adopted procedures reasonably necessary to prevent Covered Persons from violating the Code. The report should include any violations that are material, any sanctions imposed in connection with such material violations in the aggregate and any significant conflicts of interest that arose involving the personal investment policies of HTFM and/or HRZN, even if the conflicts have not resulted in a violation of the Code. The CCO shall submit the report to HTFM's senior management and/or HRZN's board of directors.

More frequent reports may be appropriate in certain circumstances, such as when there have been significant violations of the Code or procedures or significant conflicts of interest arising under the Code or procedures.

ARTICLE V – Definitions

“Advisory Person” means (i) any director, officer, general partner or employee of HRZN or HTFM, or any company in a Control relationship to HRZN or HTFM, who in connection with his/her regular functions or duties makes, participates in, or obtains information regarding the purchase or sale of any Covered Security by HRZN, or whose functions relate to the making of any recommendation with respect to such purchases or sales; and (ii) any natural person in a Control relationship to HRZN or HTFM, who obtains information concerning recommendations made to HRZN with regard to the purchase or sale of any Covered Security to HRZN.

“Beneficial Interest” means any instance where a Covered Person or any Immediate Family Member can directly or indirectly derive a monetary or financial interest from the purchase, sale, disposition or ownership of a security. A Covered Person is considered to have a Beneficial Interest in a security if such security is: (a) owned by the Covered Person solely in his/her name or jointly with another; (b) owned through an account or investment vehicle for his/her benefit (such as an IRA, trust, partnership, etc.); or (c) owned directly, indirectly or jointly by an Immediate Family Member.

“Beneficial Ownership” of a security means if the person, directly or indirectly, through any contract, arrangement, understanding, relationship, or otherwise has or shares: (1) voting power which includes the power to vote, or to direct the voting of, such security; and/or (2) investment power which includes the power to dispose, or to direct the disposition of, such security.

“Compliance Platform” means the web-based compliance monitoring platform used by HTFM to assist in the administration of the Code.

“Control” shall have the same meaning as that set forth in Section 2(a)(9) of the Company Act.

“Covered Person” means (a) any director, officer, or partner of HTFM (or any other person occupying a similar status or performing similar functions); (b) any employee of HTFM; (c) any other person who provides advice on behalf of HTFM and is subject to HTFM's supervision and control; (d) any director, officer, general partner or Advisory Person of HRZN or HTFM; and (e) any person who (i) has access to nonpublic information regarding any clients' purchase or sale of securities, or nonpublic information regarding the portfolio holdings of any fund managed by HTFM or its control affiliates or (ii) is involved in making securities recommendations to clients, or has access to such recommendations that are nonpublic.

“Covered Security” means a “security” as defined in Section 2(a)(36) of the Company Act and Section 202(a)(18) of the Advisers Act, which includes: any note, stock, treasury stock, security future, bond, debenture, evidence of indebtedness, certificate of interest or participation in any profit-sharing agreement, collateral-trust certificate, pre-organization certificate or subscription, transferable share, investment contract, voting-trust certificate, certificate of deposit for a security, fractional undivided interest in oil, gas, or other mineral rights, any put, call, straddle, option, or privilege on any security (including a certificate of deposit) or on any group or index of securities (including any interest therein or based on the value thereof), or any put, call, straddle, option, or privilege entered into on a national securities exchange relating to foreign currency, or, in general, any interest or instrument commonly known as a “security,” or any certificate of interest or participation in, temporary or interim certificate for, receipt for, guarantee of, or warrant or right to subscribe to or purchase, any of the foregoing.

Except that “Covered Security” does not include: (i) direct obligations of the government of the United States; (ii) bankers' acceptances, bank certificates of deposit, commercial paper and high-quality short-term debt instruments, including repurchase agreements; and (iii) shares issued by open-end investment companies registered under the Company Act. References to a Covered Security in the Code (e.g., a prohibition or requirement applicable to the purchase or sale of a Covered Security) shall be deemed to refer to and to include any warrant for, option in, or security immediately convertible into that Covered Security, and shall also include any instrument that has an investment return or value that is based, in whole or in part, on that Covered Security (collectively, “Derivatives”). Therefore, except as otherwise specifically provided by the Code: (a) any prohibition or requirement of the Code applicable to the purchase or sale of a Covered Security shall also be applicable to the purchase or sale of a Derivative relating to that Covered Security; and (b) any prohibition or requirement of the Code applicable to the purchase or sale of a Derivative shall also be applicable to the purchase or sale of a Covered Security relating to that Derivative.

“Immediate Family Member” means any child, stepchild, grandchild, parent, stepparent, grandparent, spouse, sibling, mother-in-law, father-in-law, son-in-law, daughter-in-law, brother-in-law or sister-in-law, and shall include adoptive relationships.

“Independent Director” means a member of the board of directors of HRZN who is not an “interested person” of HRZN within the meaning of Section 2(a)(19) of the Company Act.

“Insider Trading Policy” means the HTFM Insider Trading Policy, the HRZN Statement of Policy on Insider Trading and any amendments, restatements,

supplements, modifications or replacements to such existing policies.

“Investment Control” means any instance where a Covered Person, or an Immediate Family Member, exercises direct or indirect influence or control over the purchase, sale, disposition or ownership of a security.

“Material, Non-Public Information” means any information which has not been publicly disseminated and which a reasonable investor might consider important in making an investment decision. Examples of the types of information that is likely to be deemed “material” include, but are not limited to, the following: (i) dividend increases or decreases; (ii) earnings estimates or material changes in previously released earnings estimates; (iii) significant expansion or curtailment of operations; (iv) significant increase or decline in revenue; (v) significant merger or acquisition proposals or agreements, including tender offers; (vi) significant new products or discoveries; (vii) extraordinary borrowing; (viii) major litigation; (ix) liquidity problems; (x) extraordinary management developments; and (xi) purchase and sale of substantial assets.


“Restricted List” means a list or lists periodically updated by the CCO, or designee of the CCO, which lists issuers of Covered Securities in which (i) any Covered Person (other than the Independent Directors) is in possession of Material Non-Public Information or (ii) trading by Covered Persons is generally prohibited.

“Security Held or to be Acquired” means (i) any Covered Security which, within the most recent fifteen (15) calendar days (a) is or has been held by HRZN or (b) is being or has been considered by HRZN or HTFM for purchase by HRZN and (ii) any option to purchase or sell, and any security convertible into or exchangeable for, a Covered Security described in clause (i).

ARTICLE VI – Recordkeeping Policy

HRZN and HTFM are subject to extensive recordkeeping requirements. The following records shall be maintained for the required document retention period:

- (i) A copy of the Code that is in effect, or at any time within the past five (5) years was in effect, will be maintained in an easily accessible place.



- (ii) A record of any violation of the Code and any action taken as a result of such violation will be maintained in an easily accessible place for at least five (5) years from the end of the fiscal year in which the violation occurred.

- (iii) A record of all written acknowledgements of receipt of the Code and amendments for each person who is currently, or within the past five (5) years was, a Covered Person for five (5) years after such Covered Person ceases to be a Covered Person.

- (iv) Pre-clearance requests, holdings and transaction reports made pursuant to the Code, including any brokerage confirmation and account statements made in lieu of these reports, will be maintained for at least five (5) years after the end of the fiscal year in which the report was made or the information was provided, the first two (2) years in an easily accessible place.

- (v) A record of all persons who are, or within the past five (5) years were, required to make holdings and transaction reports pursuant to the Code, will be maintained in an easily accessible place.

- (vi) A record of any decision and supporting reasons for approving the acquisition of securities by Covered Persons in limited offerings for at least five (5) years after the end of the fiscal year in which approval was granted.

- (vii) A record of any decisions and supporting reasons that grant Covered Persons or Covered Persons a waiver from or exception to the Code for a period of at least five (5) years after the end of the fiscal year in which waiver or exception was granted.

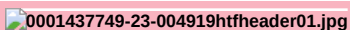
- (viii) Copies of all reports provided to HTFM's senior management or HRZN's board of directors regarding the annual review of the Code, including a listing of any material violations, will be maintained for at least five (5) years after the end of the fiscal year in which such report was made, the first two (2) years in an easily accessible place.

- (ix) A record of all persons who are, or within the past five (5) years were, responsible for reviewing holdings and transaction reports, will be maintained in an easily accessible place.

ARTICLE VII – Amendments to the Code

Material amendments to the Code of HTFM will be approved by HTFM's CCO and will be provided to HTFM's senior management team for review following such amendment.

Material amendments to the Code of HRZN and its investment adviser, HTFM, must be approved by HRZN's board of directors, including a majority of Independent Directors, within six (6) months of the adoption of the material amendments in accordance with Rule 17j-1.



ARTICLE VIII – Further Information

For further information regarding the Code, please contact the CCO:

John C. Bombara

312 Farmington Avenue

Farmington, CT 06032

jay@horizontechfinance.com

(860) 676-8657

Adopted: October 25, 2010

Last Updated: October 11, 2022

21

LIST OF SUBSIDIARIES OF
HORIZON TECHNOLOGY FINANCE CORPORATION
AS OF 12/31/2022 2023

Compass Horizon Funding Company LLC — Delaware Limited Liability Company
Horizon Credit II LLC — Delaware Limited Liability Company
Horizon Funding 2019-1 LLC — Delaware Limited Liability Company
Horizon Funding Trust 2019-1 – Delaware Trust
Horizon Secured Loan Fund I LLC – Delaware Limited Liability Company
Horizon Funding I, LLC – Delaware Limited Liability Company
HESP LLC – Delaware Limited Liability Company
Horizon Funding 2022-1 LLC — Delaware Limited Liability Company
Horizon Funding Trust 2022-1 – Delaware Trust
HBPF LLC – Delaware Limited Liability Company

EXHIBITExhibit 23

Consent of Independent Registered Public Accounting Firm

We consent to the incorporation by reference in the this Registration Statement (No. 333-255716) on Form N-2 of Horizon Technology Finance Corporation and its subsidiaries (the Company) of our report dated February 28, 2023 February 27, 2024, relating to the consolidated financial statements of Horizon Technology Finance Corporation and Subsidiaries, appearing in the Annual Report on Form 10-K 10-K of the Company Horizon Technology Finance Corporation for the year ended December 31, 2022 December 31, 2023.

We also consent to the reference to our firm under the headings “Senior Securities” and “Independent Registered Public Accounting Firm” in such Registration Statement on Form N-2.

/s/ RSM US LLP

Hartford, Connecticut
February 28, 2023 27, 2024

EXHIBIT 31.1

CERTIFICATION PURSUANT TO EXCHANGE ACT
RULES 13a-14 AND 15d-14, AS ADOPTED PURSUANT
TO SECTION 302 OF THE SARBANES-OXLEY ACT OF 2002

CHIEF EXECUTIVE OFFICER CERTIFICATION

I, Robert D. Pomeroy, Jr., as Chairman of the Board and Chief Executive Officer of Horizon Technology Finance Corporation, certify that:

1. I have reviewed this Annual Report on Form 10-K of Horizon Technology Finance Corporation;
2. Based on my knowledge, this report does not contain any untrue statement of a material fact or omit to state a material fact necessary to make the statements made, in light of the circumstances under which such statements were made, not misleading with respect to the period covered by this report;
3. Based on my knowledge, the financial statements, and other financial information included in this report, fairly present in all material respects the financial condition, results of operations and cash flows of the registrant as of, and for, the periods presented in this report;
4. The registrant’s other certifying officer(s) and I are responsible for establishing and maintaining disclosure controls and procedures (as defined in Exchange Act Rules 13a-15(e) and 15d-15(e)) and internal control over financial reporting (as defined in Exchange Act Rules 13a-15(f) and 15d-15(f)) for the registrant and have:

.....

(a) Designed such disclosure controls and procedures, or caused such disclosure controls and procedures to be designed under our supervision, to ensure that material information relating to the registrant, including its consolidated subsidiaries, is made known to us by others within those entities, particularly during the period in which this report is being prepared;

(b) Designed such internal control over financial reporting, or caused such internal control over financial reporting to be designed under our supervision, to provide reasonable assurance regarding the reliability of financial reporting and the preparation of financial statements for external purposes in accordance with generally accepted accounting principles;

(c) Evaluated the effectiveness of the registrant's disclosure controls and procedures and presented in this report our conclusions about the effectiveness of the disclosure controls and procedures, as of the end of the period covered by this report based on such evaluation; and

(d) Disclosed in this report any change in the registrant's internal control over financial reporting that occurred during the registrant's most recent fiscal quarter (the registrant's fourth fiscal quarter in the case of an annual report) that has materially affected, or is reasonably likely to materially affect, the registrant's internal control over financial reporting; and

5. The registrant's other certifying officer(s) and I have disclosed, based on our most recent evaluation of internal control over financial reporting, to the registrant's auditors and the audit committee of the registrant's board of directors (or persons performing the equivalent functions):

(a) All significant deficiencies and material weaknesses in the design or operation of internal control over financial reporting which are reasonably likely to adversely affect the registrant's ability to record, process, summarize and report financial information; and

(b) Any fraud, whether or not material, that involves management or other employees who have a significant role in the registrant's internal control over financial reporting.

Date: February 28, 2023 February 27, 2024

By: /s/ Robert D. Pomeroy, Jr.

Chief Executive Officer and
Chairman of the Board

EXHIBIT 31.2

CERTIFICATION PURSUANT TO EXCHANGE ACT
RULES 13a-14 AND 15d-14, AS ADOPTED PURSUANT
TO SECTION 302 OF THE SARBANES-OXLEY ACT OF 2002

CHIEF FINANCIAL OFFICER CERTIFICATION

I, Daniel R. Trolio, Chief Financial Officer of Horizon Technology Finance Corporation, certify that:

1. I have reviewed this Annual Report on Form 10-K of Horizon Technology Finance Corporation;
2. Based on my knowledge, this report does not contain any untrue statement of a material fact or omit to state a material fact necessary to make the statements made, in light of the circumstances under which such statements were made, not misleading with respect to the period covered by this report;
3. Based on my knowledge, the financial statements, and other financial information included in this report, fairly present in all material respects the financial condition, results of operations and cash flows of the registrant as of, and for, the periods presented in this report;
4. The registrant's other certifying officer(s) and I are responsible for establishing and maintaining disclosure controls and procedures (as defined in Exchange Act Rules 13a-15(e) and 15d-15(e)) and internal control over financial reporting (as defined in Exchange Act Rules 13a-15(f) and 15d-15(f)) for the registrant and have:
 - (a) Designed such disclosure controls and procedures, or caused such disclosure controls and procedures to be designed under our supervision, to ensure that material information relating to the registrant, including its consolidated subsidiaries, is made known to us by others within those entities, particularly during the period in which this report is being prepared;

(b) Designed such internal control over financial reporting, or caused such internal control over financial reporting to be designed under our supervision, to provide reasonable assurance regarding the reliability of financial reporting and the preparation of financial statements for external purposes in accordance with generally accepted accounting principles;

(c) Evaluated the effectiveness of the registrant's disclosure controls and procedures and presented in this report our conclusions about the effectiveness of the disclosure controls and procedures, as of the end of the period covered by this report based on such evaluation; and

(d) Disclosed in this report any change in the registrant's internal control over financial reporting that occurred during the registrant's most recent fiscal quarter (the registrant's fourth fiscal quarter in the case of an annual report) that has materially affected, or is reasonably likely to materially affect, the registrant's internal control over financial reporting; and

5. The registrant's other certifying officer(s) and I have disclosed, based on our most recent evaluation of internal control over financial reporting, to the registrant's auditors and the audit committee of the registrant's board of directors (or persons performing the equivalent functions):

(a) All significant deficiencies and material weaknesses in the design or operation of internal control over financial reporting which are reasonably likely to adversely affect the registrant's ability to record, process, summarize and report financial information; and

(b) Any fraud, whether or not material, that involves management or other employees who have a significant role in the registrant's internal control over financial reporting.

Date: February 28, 2023 February 27, 2024

By: /s/ Daniel R. Trolio

Chief Financial Officer

EXHIBIT 32.1

CERTIFICATION OF CHIEF EXECUTIVE OFFICER

Pursuant to

Section 906 of the Sarbanes-Oxley Act of 2002 (18 U.S.C. Section 1350)

In connection with the Annual Report on Form 10-K of Horizon Technology Finance Corporation (the "Company") for the annual period ended December 31, 2022 December 31, 2023 as filed with the Securities and Exchange Commission on the date hereof (the "Report"), I, Robert D. Pomeroy, Jr., as Chairman of the Board and Chief Executive Officer of the Company hereby certify, to the best of my knowledge that:

(1) The Report fully complies with the requirements of Section 13(a) or 15(d) of the Securities Exchange Act of 1934, as amended; and

(2) The information contained in the Report fairly presents, in all material respects, the financial condition and results of operations of the Company.

/s/ Robert D. Pomeroy, Jr.

Name: Robert D. Pomeroy, Jr.

Title: Chief Executive Officer and
Chairman of the Board

Date: February 28, 2023 February 27, 2024

EXHIBIT 32.2

CERTIFICATION OF CHIEF FINANCIAL OFFICER

Pursuant to

Section 906 of the Sarbanes-Oxley Act of 2002 (18 U.S.C. Section 1350)

In connection with the Annual Report on Form 10-K of Horizon Technology Finance Corporation (the "Company") for the annual period ended December 31,

2022 December 31, 2023 as filed with the Securities and Exchange Commission on the date hereof (the "Report"), I, Daniel R. Trolio, as Chief Financial Officer of the Company hereby certify, to the best of my knowledge that:

- (1) The Report fully complies with the requirements of Section 13(a) or 15(d) of the Securities Exchange Act of 1934, as amended; and
- (2) The information contained in the Report fairly presents, in all material respects, the financial condition and results of operations of the Company.

/s/ Daniel R. Trolio

Name: Daniel R. Trolio

Title: Chief Financial Officer

Date: February 28, 2023 February 27, 2024

Exhibit 97.1

0001437749-24-005719htfheader01.jpg

HORIZON TECHNOLOGY FINANCE CORPORATION
CLAWBACK POLICY
(SECURITIES EXCHANGE ACT OF 1934)

Introduction:

The Securities and Exchange Commission (the "SEC") adopted Section 10D of the Securities Exchange Act of 1934, as amended (the "Exchange Act"), and Rule 10D-1 promulgated thereunder ("Rule 10D-1") and, at the direction of the SEC, the Nasdaq Stock Market ("Nasdaq") adopted Listing Rule 5608 (the "Listing Standards", collectively with Section 10D of the Exchange Act and Rule 10D-1, the "Rule"), which set forth the requirements for recovery of erroneously awarded incentive-based compensation received by current and former executive officers of listed companies in the event of an accounting restatement.

Purpose of the Policy:

While Horizon Technology Finance Corporation (the "Company") currently does not pay or otherwise award Incentive-Based Compensation to Covered Executives, the Company has adopted this Clawback Policy (this "Policy") to comply with the Rule. The purpose of this Policy is to provide for the recovery of Incentive-Based Compensation erroneously received by Covered Executives in the event of accounting restatements due to material noncompliance with financial reporting requirements and to ensure the Company makes the disclosures required by the Rule.

Overview of the Rule:

The Rule requires the Company (i) to adopt a written policy providing for the recovery of Incentive-Based Compensation erroneously received by Covered Executives during the three completed fiscal years immediately preceding the year in which the Company is required to prepare an accounting restatement due to material noncompliance with financial reporting requirements, (ii) to file its policy as an exhibit to its annual report on Form 10-K, (iii) to indicate on the cover page of its annual report on Form 10-K whether the financial statements include correction of an error to previously issued financial statements and whether any error correction is a restatement that requires a recovery analysis of Incentive-Based Compensation under this Policy and (iv) to disclose in its annual report on Form 10-K how it applied this Policy during and after the last completed fiscal year.

1 Certain capitalized terms used herein are defined in Article V – Definitions.

0001437749-24-005719htfheader01.jpg

ARTICLE I – Clawback Policy – Administration and Procedures

1. Administration of this Policy

Except as specifically set forth herein, this Policy shall be administered by the Board of Directors (the "Board") of the Company or, if so designated by the Board, a committee thereof (the Board or such committee, the "Administrator"). The Administrator is authorized to interpret and construe this Policy and to make all determinations necessary, appropriate or advisable for the administration of this Policy. Any determinations made by the Administrator shall be final and binding on all affected individuals and need not be uniform with respect to each individual covered by this Policy. In the administration of this Policy, the Administrator is authorized and directed to consult with the full Board (if this Policy is administered by a committee of the Board) or such committees of the Board as applicable and as appropriate as to matters within the scope of such committee's responsibility and authority. Subject to any limitation of applicable law, the Administrator may authorize and empower any one or more officers of the Company to take any and all actions necessary or appropriate to carry out the purpose and intent of this Policy (other than with respect to any recovery under this Policy involving any such officer(s)).

2. Covered Executives; Incentive-Based Compensation

This Policy applies to all Incentive-Based Compensation received by a person (a) after beginning services as a Covered Executive; (b) if that person served as a Covered Executive at any time during the performance period for such Incentive-Based Compensation; and (c) while the Company had a class of its securities listed on a national securities exchange or a national securities association.

This Policy does not apply to incentive-based compensation determined based upon an investment adviser metric that is paid to Covered Executives by the investment adviser.

3. Required Recovery of Erroneously Awarded Compensation in the Event of an Accounting Restatement

In the event the Company is required to prepare an Accounting Restatement, the Company shall recover reasonably promptly the amount of any Erroneously Awarded Compensation received by any Covered Executive, as calculated pursuant to Article I, Section 4, during the Applicable Period.

4. Erroneously Awarded Compensation: Amount Subject to Recovery

The amount of "Erroneously Awarded Compensation" subject to recovery under this Policy, as determined by the Administrator, is the amount of Incentive-Based Compensation received by the Covered Executive that exceeds the amount of Incentive-Based Compensation that otherwise would have been received by the Covered Executive had it been determined based on the restated amounts.

0001437749-24-005719htfheader01.jpg

Erroneously Awarded Compensation shall be computed without regard to any taxes paid by the Covered Executive with respect to the Erroneously Awarded Compensation.

For Incentive-Based Compensation based on the Company's stock price or TSR: (a) the Administrator shall determine the amount of Erroneously Awarded Compensation based on a reasonable estimate of the effect of the Accounting Restatement on the stock price or TSR upon which the Incentive-Based Compensation was received; and (b) the Company shall maintain documentation of the determination of that reasonable estimate and provide such documentation to Nasdaq.

5. Method of Recovery

The Administrator shall determine, in its sole discretion, the timing and method for promptly recovering Erroneously Awarded Compensation hereunder, which may include without limitation (a) seeking reimbursement of all or part of any cash or equity-based award, (b) cancelling prior cash or equity-based awards, whether vested or unvested or paid or unpaid, (c) cancelling or offsetting against any planned future cash or equity-based awards, (d) forfeiture of deferred compensation, subject to compliance with Section 409A of the Internal Revenue Code and the regulations promulgated thereunder and (e) any other method authorized by applicable law or contract. Subject to compliance with applicable law, the Administrator may affect recovery under this Policy from any amount otherwise payable to the Covered Executive, including amounts payable to such individual under any otherwise applicable Company plan or program, including base salary, bonuses, other compensation, and/or compensation previously deferred by the Covered Executive.

6. Exceptions to Recovery

The Company will promptly recover Erroneously Awarded Compensation in compliance with this Policy unless the Administrator (if this Policy is administered by the Board, including a majority of independent directors) has determined that recovery would be impracticable for one of the following limited reasons:

(a) The direct expense paid to a third party to assist in enforcing this Policy would exceed the amount to be recovered. Before concluding impracticable to recover based on the expense of recovery, the Company must make a reasonable attempt to recover such Erroneously Awarded Compensation, document such reasonable attempts to recover and provide such documentation to Nasdaq.

(b) Recovery would violate home country law where the law was adopted prior to November 28, 2022. Before concluding impracticable to recover based on violation of home country law, the Company must obtain an opinion of home country counsel, acceptable to Nasdaq, that recovery would result in a violation and provide such opinion to Nasdaq.

(c) Recovery would likely cause an otherwise tax-qualified retirement plan, under which benefits are broadly available to employees of the Company, to fail to meet requirements of the Internal Revenue Code.

0001437749-24-005719htfheader01.jpg

ARTICLE II – Indemnification

1. No Indemnification of Covered Executives

Notwithstanding the terms of any indemnification or insurance policy or any contractual or other arrangements with any Covered Executive that may be interpreted to the contrary, the Company shall not indemnify any Covered Executive against the loss of any Erroneously Awarded Compensation, including any payment or reimbursement for the cost of third-party insurance purchased by any Covered Executive to fund potential clawback obligations under this Policy.

2. Administrator Indemnification

Any members of the Administrator, and any other members of the Board who assist in the administration of this Policy, shall not be personally liable for any action, determination or interpretation made with respect to this Policy and shall be fully indemnified by the Company to the fullest extent under applicable law and Company policy with respect to any such action, determination or interpretation. The foregoing sentence shall not limit any other rights to indemnification of the members of the Board under applicable law or Company policy.

ARTICLE III – Effective Date; Retroactive Application

This Policy shall be effective as of October 2, 2023 (the "Effective Date"). The terms of this Policy shall apply to any Incentive-Based Compensation that is received by Covered Executives on or after the Effective Date, even if such Incentive-Based Compensation was approved, awarded, granted or paid to Covered Executives prior to the Effective Date. Without limiting the generality of Article I, Section 5, and subject to applicable law, the Administrator may affect recovery under this Policy from any amount of compensation approved, awarded, granted, payable or paid to the Covered Executive prior to, on or after the Effective Date.

ARTICLE IV – Reporting to the SEC; Exhibit Filing Requirement

The Company will comply with applicable SEC reporting and disclosure requirements as set forth in the Rule, including filing a copy of this Policy, and any amendments thereto, as an exhibit to the Company's annual report on Form 10-K.

ARTICLE V – Definitions

(a) "Accounting Restatement" means an accounting restatement of the Company's financial statements due to the Company's material noncompliance with any financial reporting requirement under the securities laws of the United States of America, including any required accounting restatement to correct an error in previously issued financial statements (i) that is material to the previously issued financial statements (commonly referred to as a "Big D" restatement) or (ii) that would

previously issued financial statements (i) that is material to the previously issued financial statements (commonly referred to as “Big R” restatement) or (ii) that would result in a material misstatement if the error were corrected in the current period or left uncorrected in the current period (commonly referred to as “little r” restatements).



(b) “Applicable Period” means the three completed fiscal years immediately preceding the date on which the Company is required to prepare an Accounting Restatement, as well as any transition period (that results from a change in the Company’s fiscal year) within or immediately following those three completed fiscal years (except that a transition period between the last day of the Company’s previous fiscal year end and the first day of its new fiscal year that comprises a period of nine to 12 months shall be deemed a completed fiscal year). The “date on which the Company is required to prepare an Accounting Restatement” is the earlier to occur of (a) the date the Board, a committee thereof, or the officer or officers of the Company authorized to take such action if action by the Board or a committee thereof is not required, concludes, or reasonably should have concluded, that the Company is required to prepare an Accounting Restatement or (b) the date a court, regulator or other legally authorized body directs the Company to prepare an Accounting Restatement, in each case regardless of if or when the restated financial statements are filed.

(c) “Covered Executives” means any current or former executive officer of the Company, including the Company’s president, principal financial officer, principal accounting officer (or if there is no such accounting officer, the controller), any vice president of the Company in charge of a principal business unit, division, or function (such as sales, administration, or finance), any other officer of the Company who performs a policy-making function, or any other person who performs similar policy-making functions for the Company, and any officer within the meaning of 17 C.F.R. 229.401(b). An executive officer of the Company’s parent or subsidiary is deemed a “Covered Executive” if the executive officer performs such policy-making functions for the Company. Policy-making function is not intended to include policy-making functions that are not significant to the Company. The definition of “Covered Executives” shall be interpreted in accordance with the definition of “Executive Officer” set forth in Rule 10D-1 and the Listing Standards.

(d) “Financial Reporting Measure” means any measure that is determined and presented in accordance with the accounting principles used in preparing the Company’s financial statements, and any measure that is derived wholly or in part from such measure. For the avoidance of doubt, Financial Reporting Measures include but are not limited to the following (and any measure derived from the following): the Company’s stock price; total stockholder return (“TSR”); net asset value; net investment income; net investment gains; profitability; financial ratios; earnings before interest, taxes, depreciation and amortization; funds from operations and adjusted funds from operations; liquidity measures; return measures (e.g., return on investment capital; return on assets); earnings measures (e.g., earnings per share); and any of such financial reporting measures relative to a peer group. A Financial Reporting Measure need not be presented within the Company’s financial statements or included in a filing with the SEC.



(e) “Incentive-Based Compensation” means any compensation that is granted, earned or vested based wholly or in part upon the attainment of a Financial Reporting Measure. For purposes of this Policy, Incentive-Based Compensation is deemed “received” in the Company’s fiscal period during which the Financial Reporting Measure specified in the Incentive -Based Compensation award is attained, even if the payment or grant of such Incentive-Based Compensation occurs after the end of that period.

ARTICLE VI – Amendment to this Policy

The Company’s Chief Compliance Officer (“CCO”) may amend, modify, supplement, rescind or replace all or any portion of this Policy at any time and from time to time, and shall amend this Policy as he deems necessary to comply with applicable law or any rules or standards adopted by a national securities exchange on which the Company’s securities are listed.

The Board may also amend, modify, supplement, rescind or replace all or any portion of this Policy at any time and from time to time in its discretion, and shall amend this Policy as it deems necessary to comply with applicable law or any rules or standards adopted by a national securities exchange on which the Company’s securities are listed.

ARTICLE VII – Further Information

For further information regarding this Policy, please contact the CCO:

John C. Bombara
312 Farmington Avenue
Farmington, CT 06032
jay@horizontechfinance.com
(860) 676-8657

Effective as of: October 2, 2023

Adopted as of: October 27, 2023

Last Updated: October 27, 2023

DISCLAIMER

THE INFORMATION CONTAINED IN THE REFINITIV CORPORATE DISCLOSURES DELTA REPORT™ IS A COMPARISON OF TWO FINANCIALS PERIODIC REPORTS. THERE MAY BE MATERIAL ERRORS, OMISSIONS, OR INACCURACIES IN THE REPORT INCLUDING THE TEXT AND THE COMPARISON DATA AND TABLES. IN NO WAY DOES REFINITIV OR THE APPLICABLE COMPANY ASSUME ANY RESPONSIBILITY FOR ANY INVESTMENT OR OTHER DECISIONS MADE BASED UPON THE INFORMATION PROVIDED IN THIS REPORT. USERS ARE ADVISED TO REVIEW THE APPLICABLE COMPANY'S ACTUAL SEC FILINGS BEFORE MAKING ANY INVESTMENT OR OTHER DECISIONS.

©2024, Refinitiv. All rights reserved. Patents Pending.