

UNITED STATES SECURITIES AND EXCHANGE COMMISSION  
Washington, D.C. 20549

Form 10-K

☒ ANNUAL REPORT PURSUANT TO SECTION 13 OR 15(d) OF THE SECURITIES EXCHANGE ACT OF 1934  
For the fiscal year ended December 31, 2024

or

☐ TRANSITION REPORT PURSUANT TO SECTION 13 OR 15(d) OF THE SECURITIES EXCHANGE ACT OF 1934  
For the transition period from \_\_\_\_\_ to \_\_\_\_\_

Commission file number: 001-35081



Kinder Morgan, Inc.

(Exact name of registrant as specified in its charter)

Delaware  
(State or other jurisdiction of incorporation or organization)

80-0682103  
(I.R.S. Employer Identification No.)

1001 Louisiana Street, Suite 1000, Houston, Texas 77002  
(Address of principal executive offices) (zip code)

Registrant's telephone number, including area code: 713-369-9000

Securities registered pursuant to Section 12(b) of the Act:

Title of each class	Trading Symbol(s)	Name of each exchange on which registered
Class P Common Stock	KMI	New York Stock Exchange
2.250% Senior Notes due 2027	KMI 27 A	New York Stock Exchange

Securities registered pursuant to Section 12(g) of the Act: None

Indicate by check mark if the registrant is a well-known seasoned issuer, as defined in Rule 405 of the Securities Act. Yes ☒ No ☐

Indicate by check mark if the registrant is not required to file reports pursuant to Section 13 or Section 15(d) of the Act. Yes ☐ No ☒

Indicate by check mark whether the registrant (1) has filed all reports required to be filed by Section 13 or 15(d) of the Securities Exchange Act of 1934 during the preceding 12 months (or for such shorter period that the registrant was required to file such reports), and (2) has been subject to such filing requirements for the past 90 days. Yes ☒ No ☐

Indicate by check mark whether the registrant has submitted electronically every Interactive Data File required to be submitted pursuant to Rule 405 of Regulation S-T (§232.405 of this chapter) during the preceding 12 months (or for such shorter period that the registrant was required to submit such files). Yes ☒ No ☐

Indicate by check mark whether the registrant is a large accelerated filer, an accelerated filer, a non-accelerated filer, a smaller reporting company or an emerging growth company. See the definitions of "large accelerated filer," "accelerated filer," "non-accelerated filer," "smaller reporting company," and "emerging growth company" in Rule 12b-2 of the Exchange Act.

Large accelerated filer ☒ Accelerated filer ☐ Non-accelerated filer ☐ Smaller reporting company ☐ Emerging growth company ☐

If an emerging growth company, indicate by check mark if the registrant has elected not to use the extended transition period for complying with any new or revised financial accounting standards provided pursuant to Section 13(a) of the Exchange Act. ☐

Indicate by check mark whether the registrant has filed a report on and attestation to its management's assessment of the effectiveness of its internal control over financial reporting under Section 404(b) of the Sarbanes-Oxley Act (15 U.S.C. 7262(b)) by the registered public accounting firm that prepared or issued its audit report. ☒

If securities are registered pursuant to Section 12(b) of the Act, indicate by check mark whether the financial statements of the registrant included in the filing reflect the correction of an error to previously issued financial statements. ☐

Indicate by check mark whether any of those error corrections are restatements that required a recovery analysis of incentive-based compensation received by any of the registrant's executive officers during the relevant recovery period pursuant to §240.10D-1(b). ☐

Indicate by check mark whether the registrant is a shell company (as defined in Rule 12b-2 of the Securities Exchange Act of 1934). Yes ☐ No ☒

Aggregate market value of the voting and non-voting common equity held by non-affiliates of the registrant, based on closing prices in the daily composite list for transactions on the New York Stock Exchange on June 28, 2024 was approximately \$38,478,431,485. As of February 12, 2025, the registrant had 2,221,963,025 shares of Class P common stock outstanding.

DOCUMENTS INCORPORATED BY REFERENCE

Portions of the Registrant's definitive proxy statement for the 2025 Annual Meeting of Stockholders, which shall be filed no later than April 30, 2025, are incorporated into PART III, as specifically set forth in PART III.

**KINDER MORGAN, INC. AND SUBSIDIARIES**  
**TABLE OF CONTENTS**

	<b>Page Number</b>
Glossary	1
Information Regarding Forward-Looking Statements	2
<b>PART I</b>	
Items 1. and 2. Business and Properties	4
General Development of Business	4
Recent Developments	4
Narrative Description of Business	6
Business Strategy	6
Business Segments	6
Natural Gas Pipelines	7
Products Pipelines	10
Terminals	12
CO <sub>2</sub>	14
Major Customers	16
Industry Regulation	17
Environmental Matters and Safety Regulation	19
Cybersecurity	21
Human Capital	22
Properties and Rights-of-Way	23
Available Information	23
Item 1A. Risk Factors	23
Item 1B. Unresolved Staff Comments	36
Item 1C. Cybersecurity	36
Item 3. Legal Proceedings	38
Item 4. Mine Safety Disclosures	38
<b>PART II</b>	
Item 5. Market for Registrant's Common Equity, Related Stockholder Matters and Issuer Purchases of Equity Securities	39
Item 6. [Reserved]	39
Item 7. Management's Discussion and Analysis of Financial Condition and Results of Operations	39
General	39
Critical Accounting Estimates	40
Results of Operations	41
Overview	41
Consolidated Earnings Results	45
Non-GAAP Financial Measures	47
Segment Earnings Results	50
Liquidity and Capital Resources	56
General	56
Short-term Liquidity	57

**KINDER MORGAN, INC. AND SUBSIDIARIES (continued)**  
**TABLE OF CONTENTS**

	<b>Page Number</b>
Long-term Financing	58
Capital Expenditures	58
Off Balance Sheet Arrangements	61
Contractual Obligations and Commercial Commitments	61
Cash Flows	62
Dividends and Stock Buy-back Program	63
Summarized Combined Financial Information for Guarantee of Securities of Subsidiaries	64
Recent Accounting Pronouncements	65
Item 7A. Quantitative and Qualitative Disclosures About Market Risk	65
Energy Commodity Market Risk	65
Interest Rate Risk	66
Foreign Currency Risk	67
Item 8. Financial Statements and Supplementary Data	68
Index to Financial Statements	68
Item 9. Changes in and Disagreements with Accountants on Accounting and Financial Disclosure	126
Item 9A. Controls and Procedures	127
Item 9B. Other Information	127
Item 9C. Disclosure Regarding Foreign Jurisdictions that Prevent Inspections	127
<b>PART III</b>	
Item 10. Directors, Executive Officers and Corporate Governance	128
Item 11. Executive Compensation	128
Item 12. Security Ownership of Certain Beneficial Owners and Management and Related Stockholder Matters	128
Item 13. Certain Relationships and Related Transactions, and Director Independence	128
Item 14. Principal Accounting Fees and Services	128
<b>PART IV</b>	
Item 15. Exhibits, Financial Statement Schedules	129
Item 16. Form 10-K Summary	132
Signatures	133

**KINDER MORGAN, INC. AND SUBSIDIARIES**  
**GLOSSARY**

**Company Abbreviations**

CALNEV	=	Calnev Pipe Line LLC	KMP	=	Kinder Morgan Energy Partners, L.P. and its majority-owned and/or controlled subsidiaries
CIG	=	Colorado Interstate Gas Company, L.L.C.	KMTP	=	Kinder Morgan Texas Pipeline LLC
CPGPL	=	Cheyenne Plains Gas Pipeline Company, L.L.C.	MEP	=	Midcontinent Express Pipeline LLC
EagleHawk	=	EagleHawk Field Services LLC	NGPL	=	Natural Gas Pipeline Company of America LLC and certain affiliates
Elba Express	=	Elba Express Company, L.L.C.	PHP	=	Permian Highway Pipeline LLC
ELC	=	Elba Liquefaction Company, L.L.C.	Ruby	=	Ruby Pipeline Holding Company, L.L.C.
EPNG	=	El Paso Natural Gas Company, L.L.C.	SFPP	=	SFPP, L.P.
FEP	=	Fayetteville Express Pipeline LLC	SLNG	=	Southern LNG Company, L.L.C.
GCX	=	Gulf Coast Express Pipeline LLC	SNG	=	Southern Natural Gas Company, L.L.C.
Hiland	=	Hiland Partners, LP	Stagecoach	=	Stagecoach Gas Services LLC
KinderHawk	=	KinderHawk Field Services LLC	TGP	=	Tennessee Gas Pipeline Company, L.L.C.
KMBT	=	Kinder Morgan Bulk Terminals, Inc.	WIC	=	Wyoming Interstate Company, L.L.C.
KMI	=	Kinder Morgan, Inc. and its majority-owned and/or controlled subsidiaries	WYCO	=	WYCO Development L.L.C.
KMLP	=	Kinder Morgan Louisiana Pipeline LLC			
KMLT	=	Kinder Morgan Liquid Terminals, LLC			

Unless the context otherwise requires, references to “we,” “us,” “our,” or “the Company” are intended to mean Kinder Morgan, Inc. and its majority-owned and/or controlled subsidiaries.

**Common Industry and Other Terms**

/d	=	per day	MBbl	=	thousand barrels
AFUDC	=	allowance for funds used during construction	MMBbl	=	million barrels
Bbl	=	barrels	MMtons	=	million tons
BBtu	=	billion British Thermal Units	NGL	=	natural gas liquids
Bcf	=	billion cubic feet	NYMEX	=	New York Mercantile Exchange
CERCLA	=	Comprehensive Environmental Response, Compensation and Liability Act	NYSE	=	New York Stock Exchange
CO <sub>2</sub>	=	carbon dioxide or our CO <sub>2</sub> business segment	OTC	=	over-the-counter
CPUC	=	California Public Utilities Commission	PHMSA	=	United States Department of Transportation Pipeline and Hazardous Materials Safety Administration
DD&A	=	depreciation, depletion and amortization	RIN	=	renewable identification number
EPA	=	United States Environmental Protection Agency	RNG	=	renewable natural gas
FASB	=	Financial Accounting Standards Board	ROU	=	right-of-use
FERC	=	Federal Energy Regulatory Commission	SEC	=	United States Securities and Exchange Commission
GAAP	=	United States Generally Accepted Accounting Principles	SOFR	=	Secured Overnight Financing Rate
GTE	=	gas-to-electric	U.S.	=	United States of America
IT	=	Information Technology	WTI	=	West Texas Intermediate
LLC	=	limited liability company			
LNG	=	liquefied natural gas			

## Information Regarding Forward-Looking Statements

This report includes forward-looking statements. These forward-looking statements are identified as any statement that does not relate strictly to historical or current facts. They use words such as “anticipate,” “believe,” “intend,” “plan,” “projection,” “forecast,” “strategy,” “outlook,” “continue,” “estimate,” “expect,” “may,” “will,” “shall,” or the negative of those terms or other variations of them or comparable terminology. In particular, expressed or implied statements concerning future actions, conditions or events, future operating results or the ability to generate revenues, income or cash flow, service debt or pay dividends, are forward-looking statements. Forward-looking statements in this report include, among others, express or implied statements pertaining to: long term demand for our assets and services, our business strategy, expected financial results, dividends, sustaining and discretionary/expansion capital expenditures, our cash requirements and our financing and capital allocation strategy, anticipated impacts of litigation and legal or regulatory developments, and our capital projects, including expected completion timing and benefits of those projects.

Forward-looking statements are not guarantees of performance. They involve risks, uncertainties and assumptions. Future actions, conditions or events and future results may differ materially from those expressed in our forward-looking statements. Many of the factors that will determine these results are beyond our ability to control or accurately predict. Specific factors that could cause actual results to differ from those in our forward-looking statements include:

- changes in supply of and demand for natural gas, NGL, refined petroleum products, oil, renewable fuels, CO<sub>2</sub>, electricity, petroleum coke, steel and other bulk materials and chemicals and certain agricultural products;
- competition from other pipelines, terminals or other forms of transportation, or from emerging technologies such as CO<sub>2</sub> capture and sequestration;
- changes in our tariff rates required by the FERC, the CPUC or another regulatory agency;
- the timing and success of our commercial and business development efforts, including our ability to renew long-term customer contracts at economically attractive rates;
- our ability to safely operate and maintain our existing assets and to access or construct new assets including pipelines, terminals, gas processing, gas storage and NGL fractionation capacity;
- cost overruns, delays, stoppages or other issues adversely impacting expansion projects;
- regulatory, environmental, political, grass roots opposition, legal, operational and geological uncertainties that could affect our ability to complete our expansion projects on time and on budget or at all;
- changes in commodity prices, including prices for crude oil, natural gas and NGL, and prices for environmental attributes such as RINs, and our ability to use hedging arrangements to reduce our direct exposure to such price changes;
- economic activity, weather, alternative energy sources, conservation and technological advances that may affect price trends and demand;
- our ability to achieve cost savings and revenue growth;
- our ability to attract and retain key management and operations personnel;
- difficulties or delays experienced by railroads, barges, trucks, ships or pipelines in delivering products to or from our terminals or pipelines;
- shut-downs or cutbacks at major refineries, chemical or petrochemical plants, natural gas processing plants, LNG export facilities, ports, utilities, military bases or other businesses that use our services or provide services or products to us;
- changes in crude oil and natural gas production (and the NGL content of natural gas production) from exploration and production areas that we serve, such as the Permian Basin area of West Texas, the shale plays in Louisiana, North Dakota, Ohio, Oklahoma, Pennsylvania and Texas, and the U.S. Rocky Mountains;

- changes in laws or regulations, third-party relations and approvals, and decisions of courts, regulators and governmental bodies that may increase our compliance costs, restrict our ability to provide or reduce demand for our services, or otherwise adversely affect our business;
- interruptions of operations at our facilities due to natural disasters, damage by third parties, power shortages, strikes, riots, terrorism (including cyber-attacks) or other causes;
- extraordinary events such as pandemics, acts of war or terrorist acts, including cybersecurity breaches, and the collateral impacts of such events, including disruptions of supply chains and economic activity;
- the extent of our success in developing and producing CO<sub>2</sub> and oil and gas reserves, including the risks inherent in development drilling, well completion and other development and production activities;
- engineering and mechanical or technological difficulties that we may experience with operational equipment;
- the uncertainty inherent in estimating future oil, natural gas, and CO<sub>2</sub> production or reserves;
- our ability to acquire new businesses and assets and integrate those operations into our existing operations, and make cost-saving changes in operations, particularly if we undertake multiple acquisitions in a relatively short period of time;
- the ability of our customers and other counterparties to perform under their contracts with us, including as a result of our customers' financial distress or bankruptcy;
- our ability to obtain insurance coverage without significant levels of self-retention risk;
- natural disasters, sabotage, terrorism (including cyber-attacks) or other similar acts or accidents causing damage to our properties greater than our insurance coverage limits;
- compromise of our IT systems, operational systems or sensitive data as a result of errors, malfunctions, hacking events or coordinated cyber-attacks;
- changes in technologies, possibly introducing new cybersecurity risks and other new risks inherent in the use, either by us or our counterparties, of new technologies in the developmental stage including, without limitation, generative artificial intelligence;
- changes in accounting pronouncements that impact the measurement of our results of operations, the timing of when such measurements are to be made and recorded, and the disclosures surrounding these activities;
- changes in tax laws and tax rates;
- our ability to access external sources of financing in sufficient amounts and on acceptable terms to the extent needed to fund acquisitions of operating businesses and assets and expansions of our facilities;
- our indebtedness, which could make us vulnerable to general adverse economic and industry conditions, limit our ability to borrow additional funds, place us at a competitive disadvantage compared to our competitors that have less debt, or have other adverse consequences;
- possible changes in our and our subsidiaries' credit ratings;
- conditions in the capital and credit markets, inflation and higher interest rates;
- political and economic instability of the oil and natural gas producing nations of the world;
- national, international, regional and local economic, competitive and regulatory conditions and developments, including the effects of any enactment of import or export duties, tariffs or similar measures; and
- unfavorable results of litigation and the outcome of contingencies referred to in Note 17 "Litigation and Environmental" to our consolidated financial statements.

The foregoing list should not be construed to be exhaustive. We believe the forward-looking statements in this report are reasonable. However, there is no assurance that any of the actions, events or results expressed in forward-looking statements

will occur, or if any of them do, of their timing or what impact they will have on our results of operations or financial condition. Because of these uncertainties, you should not put undue reliance on any of our forward-looking statements.

Additional discussion of factors that may affect our forward-looking statements appear elsewhere in this report, including in Item 1A. “ *Risk Factors*,” Item 7. “ *Management’s Discussion and Analysis of Financial Condition and Results of Operations* ” and Item 7A. “ *Quantitative and Qualitative Disclosures About Market Risk—Energy Commodity Market Risk*.” When considering forward-looking statements, you should keep in mind the factors described in this section and the other sections referenced above. We disclaim any obligation, other than as required by applicable law, to publicly update or revise any of our forward-looking statements to reflect future events or developments.

## PART I

### Items 1 and 2. *Business and Properties.*

We are one of the largest energy infrastructure companies in North America. As of December 31, 2024, we owned an interest in or operated approximately 79,000 miles of pipelines, 139 terminals, approximately 700 Bcf of working natural gas storage capacity and RNG generation capacity of approximately 6.1 Bcf per year of gross production. Our pipelines transport natural gas, refined petroleum products, crude oil, condensate, CO<sub>2</sub>, renewable fuels and other products, and our terminals store and handle various commodities including gasoline, diesel fuel, jet fuel, chemicals, petroleum coke, metals, and ethanol and other renewable fuels and feedstocks.

#### General Development of Business

#### Recent Developments

The following is a listing of significant developments and updates related to our major acquisitions, projects and financing transactions. “Capital Scope” is estimated for our share of the described project and includes portions not yet completed. All expected in-service dates for projects listed below assume timely receipt and continued effectiveness of all necessary permits and approvals.

Asset or project	Description	Activity	Approx. Capital Scope (KMI Share)
<b>Acquisition</b>			
Gas gathering and processing system announced acquisition	Acquisition of a natural gas gathering and processing system in North Dakota from Outrigger Energy II which includes a 0.27 Bcf/d processing facility and a 104-mile, large-diameter, high-pressure rich gas gathering header pipeline with 0.35 Bcf/d of capacity connecting supplies from the Williston Basin area to high-demand markets.	Expected to close in the first quarter of 2025, pending clearance under Hart-Scott-Rodino.	\$640 million
<b>Projects placed in service</b>			
KMTP system expansion	Expansion project included a new 30-mile, 30-inch pipeline, to deliver up to 0.4Bcf/d of Eagle Ford natural gas supply to markets along the Texas Gulf Coast and Mexico. Expansion provides transportation services, including treating, for Kimmeridge Texas Gas and other third parties. Supported by a long-term contract.	Placed in service October 2024	\$158 million
Central Texas pipeline	Project included installation of 22 miles of 30-inch pipeline from PHP to Sand Hill Lateral, 1.75 miles of 20-inch pipeline from Sand Hill Lateral to Texas Gas Services and three meter stations and one regulator station.	Placed in service November 2024.	\$110 million
<b>Other Construction Projects</b>			
<b>Natural Gas Pipelines</b>			
South System Expansion 4 (SSE4)	Expansion project designed to increase SNG’s South Line capacity by approximately 1.2 Bcf/d. Expansion will be completed in two phases and is almost entirely comprised of brownfield looping and horsepower compression additions on the SNG and Elba Express pipeline systems. Supported by long-term contracts.	First phase expected in-service date is fourth quarter of 2028. Second phase expected in-service date is fourth quarter of 2029.	\$1,659 million

Asset or project	Description	Activity	Approx. Capital Scope (KMI Share)
Trident Intrastate pipeline project	Project is designed to construct 216-mile pipeline which will provide approximately 1.5 Bcf/d of capacity from Katy, Texas to the LNG and industrial corridor near Port Arthur, Texas. Supported by long-term contracts.	Expected in-service date is first quarter of 2027.	\$1,650 million
Mississippi Crossing project	Project is designed to transport up to 2.1 Bcf/d of natural gas through the construction of approximately 206 miles of 42-inch and 36-inch pipeline and three new compressor stations. Project will originate near Greenville, Mississippi, and conclude near Butler, Alabama, with connections to the existing TGP system and third-party pipelines. Supported by long-term contracts.	Expected in-service date is November 2028.	\$1,637 million
TGP and SNG Evangeline Pass projects	Two-phase 2 Bcf/d project to serve Venture Global's Plaquemines LNG facility (Plaquemines). With the first phase, TGP is providing approximately 0.9 Bcf/d natural gas transportation capacity to Plaquemines. Second phase, TGP and SNG will jointly provide volumes up to the remaining 1.1 Bcf/d to Plaquemines. Supported by a long-term contract.	First phase placed in service in July 2024. Second phase expected in-service date is July 2025.	\$672 million
Altamont Green River pipeline project	Construct 43 miles of 20-inch pipeline and associated compression providing approximately 0.15 Bcf/d of capacity from the Uinta basin to the Western Chipeta processing plant.	Expected in-service date is third quarter of 2025.	\$263 million
TVA Cumberland project	Project includes a new 32-mile pipeline to transport approximately 0.245 Bcf/d of natural gas from the existing TGP system to Tennessee Valley Authority's (TVA) proposed 1,450 megawatt generation facility at an existing site in Cumberland, Tennessee. Supported by a long-term contract.	Expected in-service date is third quarter of 2025. (a)	\$222 million
GCX pipeline expansion	Expansion project designed to increase natural gas deliveries by 0.57 Bcf/d from the Permian Basin to South Texas markets. Supported by long-term contracts.	Expected in-service date is second quarter of 2026.	\$161 million
Tejas South to North expansion	South Texas to Houston Market expansion project. First phase will add compression on Tejas' mainline and second phase will construct 14 miles of pipeline looping. Combined these projects will provide approximately 0.781 Bcf/d of capacity to key markets.	First phase expected in-service date is first quarter of 2025. Second phase expected in-service date is third quarter of 2025.	\$154 million
<i>Products Pipelines</i>			
Double H Pipeline system conversion	Project to convert Double H Pipeline system from crude oil to NGL service, providing Williston Basin producers and midstream companies with pipeline capacity to key market hubs.	Expected in-service date is first quarter of 2026.	\$149 million
<i>CO<sub>2</sub></i>			
Diamond M expansion	Enhanced oil recovery expansion at our Diamond M field that will result in peak oil production of over 5,000 Bbl/d.	First phase placed in service in October 2024. Second phase expected in-service date in mid 2025, and peak production in 2026.	\$185 million

(a) Pending litigation may delay project.

#### *Financings*

During 2024, we issued \$3,500 million of new senior notes to repay short-term borrowings, to fund maturing debt and for general corporate purposes and repaid a combined \$1,900 million of maturing senior notes.



## **Narrative Description of Business**

### ***Business Strategy***

Our business strategy is to:

- focus on stable, fee-based energy transportation and storage assets that are central to the energy infrastructure of growing markets within North America or served by U.S. exports;
- increase utilization of our existing assets while controlling costs, operating safely, and employing environmentally sound operating practices;
- exercise discipline in capital allocation decisions, including evaluating expansion projects and acquisition opportunities;
- leverage economies of scale through growth from asset expansions and acquisitions that fit within our strategy; and
- maintain a strong financial profile and enhance and return value to our stockholders.

It is our intention to carry out the above business strategy, modified as necessary to reflect changing economic conditions and other circumstances. However, as discussed under Item 1A. "Risk Factors" below and at the beginning of this report in "*Information Regarding Forward-Looking Statements*," there are factors that could affect our ability to carry out our strategy or affect its level of success even if carried out.

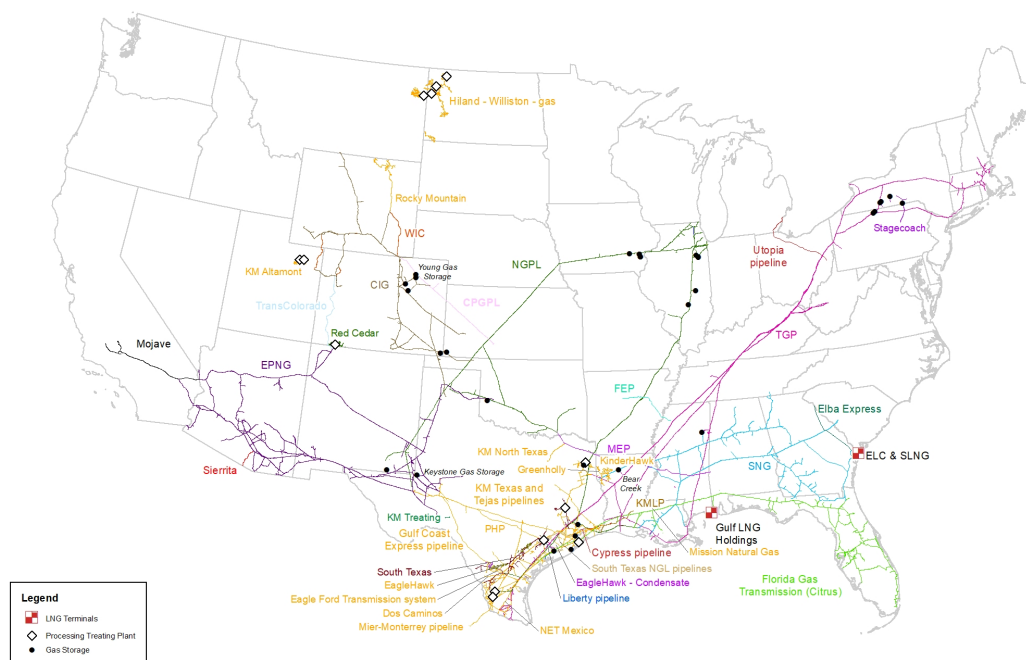
We regularly consider and enter into discussions regarding potential acquisitions and divestitures, and we are currently contemplating potential transactions. Any such transaction would be subject to negotiation of mutually agreeable terms and conditions, and, as applicable, receipt of fairness opinions, approval of our Board and regulatory approval. While there are currently no unannounced purchase or sale agreements for the acquisition or sale of any material business or assets, such transactions can be effected quickly, may occur at any time and may be significant in size relative to our existing assets or operations.

### ***Business Segments***

For financial information on our reportable business segments, see Note 15 "Reportable Segments" to our consolidated financial statements.

## Natural Gas Pipelines

Our Natural Gas Pipelines business segment includes interstate and intrastate pipelines, underground storage facilities, our LNG liquefaction and terminal facilities and NGL fractionation facilities, and includes both FERC regulated and non-FERC regulated assets.



Our primary businesses in this segment consist of natural gas transportation, storage, sales, gathering, processing and treating, and various LNG services. Within this segment are: (i) approximately 41,000 miles of wholly owned natural gas pipelines and (ii) our equity interests in entities that have approximately 26,000 miles of natural gas pipelines, along with associated storage and supply lines for these transportation networks, which are strategically located throughout the North American natural gas pipeline grid. Our transportation network provides access to the major natural gas supply areas and consumers in the western U.S., Rocky Mountain, Midwest, Texas, Louisiana, Southeastern and Northeast regions. Our LNG terminal facilities also serve natural gas market areas in the southeast. The following table summarizes our significant Natural Gas Pipelines business segment assets as of December 31, 2024. The design capacity represents transmission, gathering, regasification or liquefaction capacity, depending on the nature of the asset.

Asset	Ownership Interest	Miles of Pipeline	Design (Bcf/d) [(MBbl/d)] Capacity	Storage (Bcf) [Processing (Bcf/d)] Capacity
<b>East Region</b>				
TGP(a)	100 %	11,755	12.38	76
NGPL	37.5 %	9,100	7.84	288
KMLP	100 %	140	4.00	—
Stagecoach	100 %	185	3.22	41
SNG(a)	50 %	6,805	4.39	66
Florida Gas Transmission (Citrus)	50 %	5,380	4.39	—
MEP	50 %	515	1.81	—
Elba Express	100 %	190	1.16	—
FEP	50 %	185	2.00	—
Gulf LNG Holdings	50 %	5	1.50	7

Asset	Ownership Interest	Miles of Pipeline	Design (Bcf/d) [(MBbl/d)] Capacity	Storage (Bcf) [Processing (Bcf/d)] Capacity
SLNG	100 %	—	1.76	12
ELC	25.5 %	—	0.35	—
<b>West Region</b>				
EPNG/Mojave	100 %	10,720	6.41	44
CIG(b)	100 %	4,305	6.00	38
WIC	100 %	850	3.39	—
CPGPL	100 %	415	1.20	—
TransColorado	100 %	310	0.80	—
Sierrita	35 %	60	0.52	—
Young Gas Storage	47.5 %	15	—	6
Keystone Gas Storage	100 %	15	—	6
<b>Midstream</b>				
KM Texas and Tejas pipelines(c)	100 %	6,045	9.50	141 [0.52]
Mier-Monterrey pipeline(c)	100 %	90	0.65	—
KM North Texas pipeline(c)	100 %	80	0.33	—
GCX	34 %	530	2.00	—
PHP	27.74 %	440	2.65	—
<b>South Texas</b>				
South Texas system	100 %	1,155	1.90	[1.02]
Webb/Duval gas gathering system	91 %	140	0.15	—
Camino Real	100 %	75	0.15	—
EagleHawk	25 %	585	1.20	—
KM Altamont	100 %	1,490	0.16	[0.10]
Red Cedar	49 %	855	0.33	—
<b>Rocky Mountain</b>				
Fort Union	50 %	315	1.25	—
Bighorn	51 %	215	0.60	—
KinderHawk	100 %	570	2.40	—
Greenholly Gathering	39.25 %	40	1.15	—
KM Treating	100 %	40	—	—
Hiland - Williston - gas	100 %	2,205	0.62	[0.33]
Eagle Ford Transmission system	100 %	170	1.05	—
NET Mexico	90 %	140	2.15	—
Dos Caminos	50 %	75	1.20	—
Mission Natural Gas	100 %	1	—	—
Liberty pipeline	50 %	85	[140]	—
South Texas NGL pipelines(d)	100 %	340	[115]	—
Utopia pipeline	50 %	265	[50]	—
Cypress pipeline	50 %	105	[56]	—
EagleHawk - Condensate(e)	25 %	395	[220]	—

(a) Includes proportionate share of storage capacity from our Bear Creek Storage joint venture.

(b) Includes leased pipeline miles and proportionate share of design and storage capacity from our WYCO joint venture.

(c) Collectively referred to as Texas intrastate natural gas pipeline operations.

(d) Includes proportionate share of design capacity from our Liberty pipeline joint venture.

(e) Asset also has storage capacity of 60 MBbl.

## Natural Gas Pipelines Segment Contracts

Revenues from our interstate natural gas pipelines, related storage facilities and LNG terminals are primarily received under long-term fixed contracts. To the extent practicable and economically feasible in light of our strategic plans and other factors, we generally attempt to mitigate risk of reduced volumes and prices by negotiating contracts with longer terms, with higher per-unit pricing and for a greater percentage of our available capacity. These long-term contracts are typically structured with a fixed fee reserving the right to transport or store natural gas and specify that we receive the majority of our fee for making the capacity available, whether or not the customer actually chooses to utilize that capacity. Similarly, our Texas Intrastate natural gas pipeline operations currently derive approximately 76% of sales and transport margins from long-term transport and sales contracts. As contracts expire, we have additional exposure to the longer term trends in supply and demand for natural gas. As of December 31, 2024, the remaining weighted average contract life of our natural gas transportation contracts held by assets we own or have equity interests in (including intrastate pipelines' sales portfolio) was approximately seven years and our LNG regasification and liquefaction and associated storage contracts were subscribed under long-term agreements with a weighted average remaining contract life of approximately 10 years.

Our Midstream assets provide natural gas gathering and processing services. These assets are mostly fee-based, and the revenues and earnings we realize from gathering natural gas, processing natural gas in order to remove NGL from the natural gas stream, and fractionating NGL into its base components, are affected by the volumes of natural gas made available to our systems. Such volumes are impacted by producer rig count and drilling activity. In addition to fee-based arrangements, some of which may include minimum volume commitments, we also provide some services based on percent-of-proceeds, percent-of-index and keep-whole contracts. Our service contracts sometimes rely solely on a single type of arrangement, but more often they combine elements of two or more of the above, which helps us and our counterparties manage the extent to which each shares in the potential risks and benefits of changing commodity prices. Our natural gas marketing activities generate revenues from the sale and delivery of natural gas purchased either directly from producers or from others on the open market.

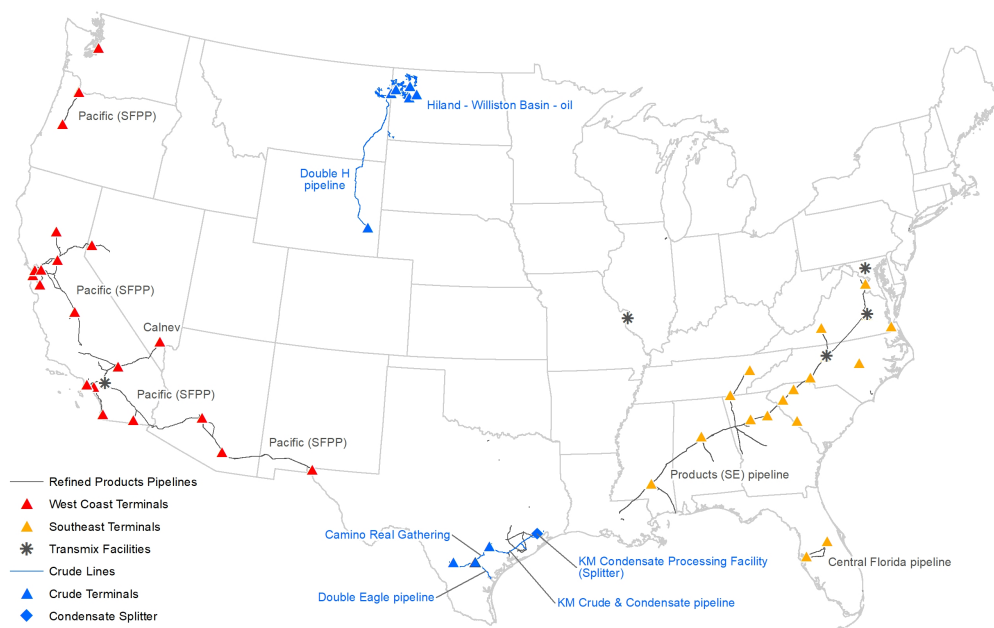
## Natural Gas Pipelines Segment Competition

The market for natural gas infrastructure is highly competitive, and new pipelines, storage facilities, treating facilities, and facilities for related services are currently being built to serve demand for natural gas in the domestic and export markets served by the pipelines in our Natural Gas Pipelines business segment. We compete with interstate and intrastate pipelines for connections to new markets and supplies and for transportation, processing, storage and treating services. We believe the principal elements of competition in our various markets are location, rates, terms of service, flexibility, availability of alternative forms of energy and reliability of service. From time to time, projects are proposed that compete with our existing assets. Whether or when any such projects would be built, or the extent of their impact on our operations or profitability, is typically not known.

Our customers who ship through our natural gas pipelines compete with other forms of energy available to their natural gas customers and end users, including oil, coal, nuclear and renewables such as hydro, wind and solar power, along with other evolving forms of renewable energy. Several factors influence the demand for natural gas, including price changes, the availability of supply, other forms of energy, the level of business activity, conservation, legislation and governmental regulations, the ability to convert to alternative fuels and weather.

## Products Pipelines

Our Products Pipelines business segment consists of our refined petroleum products, crude oil and condensate pipelines, and associated terminals, our condensate processing facility and our transmix processing facilities.



The following summarizes the significant Products Pipelines business segment assets that we owned and operated as of December 31, 2024:

Asset	Ownership Interest	Miles of Pipeline	Number of Terminals (a) or locations	Terminal Capacity (MMBbl)
<b>Crude &amp; Condensate</b>				
KM Crude & Condensate pipeline	100 %	266	5	2.6
Camino Real Gathering	100 %	67	1	0.1
Hiland - Williston Basin - oil(b)	100 %	1,618	7	0.8
Double H pipeline(b)	100 %	512	—	—
Double Eagle pipeline	50 %	204	2	0.6
KM Condensate Processing Facility (Splitter)	100 %	—	1	2.1
<b>Southeast Refined Products</b>				
Products (SE) pipeline	51 %	3,186	—	—
Central Florida pipeline	100 %	206	2	2.6
Southeast Terminals	100 %	—	25	9.3
Transmix Operations	100 %	—	5	0.6
<b>West Coast Refined Products</b>				
Pacific (SFPP)	99.5 %	2,806	13	15.9
CALNEV	100 %	566	2	2.1
West Coast Terminals	100 %	43	8	10.1

- (a) The terminals provide services including short-term product storage, truck loading, vapor handling, additive injection, dye injection and ethanol blending.  
(b) Collectively referred to as Bakken Crude assets.

#### Products Pipelines Segment Contracts

The profitability of our refined petroleum products pipeline transportation business generally is driven by the volume of refined petroleum products that we transport and the prices we receive for our services. Included in the number of terminals above are refined products liquids terminals that store fuels and offer blending services for ethanol and biodiesel. The transportation and storage volume levels are primarily driven by the demand for the refined petroleum products being shipped or stored. Demand for refined petroleum products tends to follow trends in population and economic growth, and, with the exception of periods of time with very high product prices or recessionary conditions, demand tends to be relatively stable. Because of that, we seek to own refined petroleum products pipelines and terminals located in, or that transport to, stable or growing markets and population centers. The prices for shipping are generally based on regulated tariffs that are adjusted annually based on changes in the U.S. Producer Price Index and a FERC index rate.

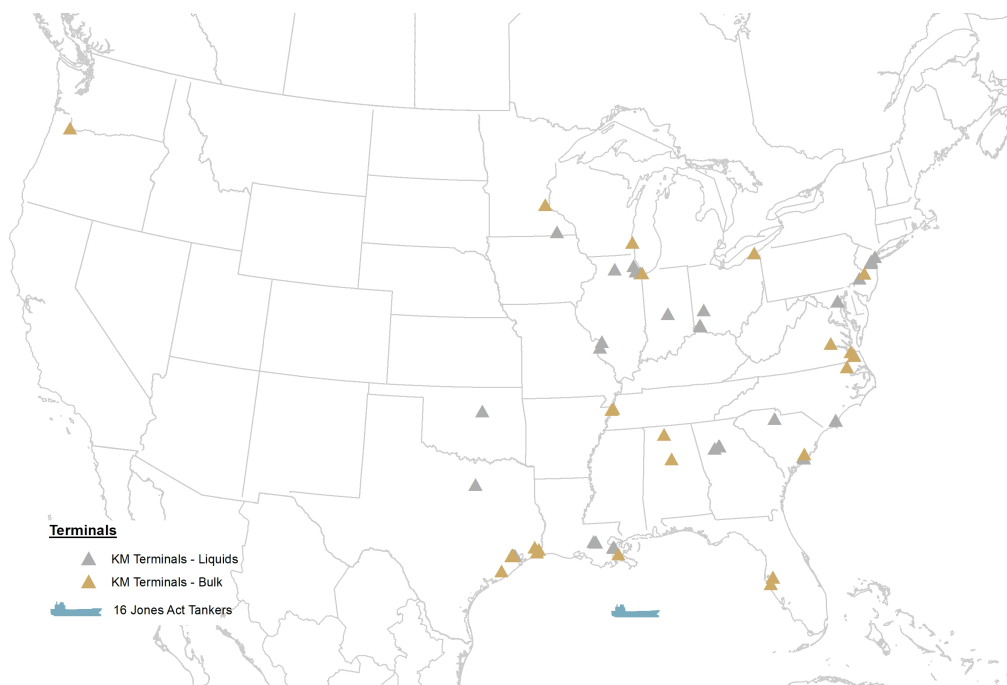
Our crude, condensate and refined petroleum products transportation services are primarily provided pursuant to (i) FERC or state tariffs, which do not require contractual commitments, or (ii) long-term contracts that normally contain minimum volume commitments. Where we have long-term contracts, our settlement volumes are generally not sensitive to changing market conditions in the shorter term; however, the revenues and earnings we realize from our pipelines and terminals are affected by the volumes of crude oil, refined petroleum products and condensate available to our pipeline systems, which are impacted by the levels of oil and gas drilling activity and product demand in the respective regions that we serve. Our petroleum condensate processing facility splits condensate into its various components, such as light and heavy naphtha, under a long-term fee-based agreement with a major integrated oil company. Our crude oil marketing activities generate revenues from the sale and delivery of crude oil and condensate purchased either directly from producers or from others on the open market. In general, sales prices referenced in underlying purchase and sales contracts are market-based and include pricing differentials for factors such as delivery location or crude oil quality.

#### Products Pipelines Segment Competition

Our Products Pipelines' pipeline and terminal operations compete against proprietary pipelines and terminals owned and operated by major oil companies, other independent products pipelines and terminals, trucking and marine transportation firms (for short-haul movement of products). Our transmix operations compete with refineries owned by major oil companies and independent transmix facilities.

## Terminals

Our Terminals business segment includes the operations of our refined petroleum product, chemical, renewable fuel and other liquid terminal facilities (other than those included in the Products Pipelines business segment) and all of our bulk terminal facilities, which handle products such as petroleum coke, metal and ores, among others. Our terminals are located primarily near large U.S. urban centers. We believe the location of our facilities and our ability to provide flexibility to customers help attract new and retain existing customers at our terminals and provide expansion opportunities. We often classify our terminal operations based on the handling of either liquids or dry-bulk material products. In addition, our Terminals' operations include Jones Act-qualified product tankers that provide marine transportation of crude oil, condensate, refined petroleum products and renewable fuel between U.S. ports.



The following summarizes our Terminals business segment assets, as of December 31, 2024:

	Number	Capacity (MMBbl)
Liquids terminals	47	78.6
Bulk terminals	27	—
Jones Act tankers	16	5.3

### Terminals Segment Contracts

The factors impacting our Terminals business segment generally differ between liquid and bulk terminals. Our liquids terminals business generally enters into long-term contracts that require the customer to pay our fee regardless of whether they use the capacity. Thus, similar to our natural gas pipelines business, our liquids terminals business is less sensitive to short-term changes in supply and demand. Therefore, the extent to which changes in supply and demand affect our terminals business in the near term is a function of the remaining length of the underlying service contracts (which on a weighted average basis was approximately two years as of December 31, 2024), the extent to which revenues under the contracts are a function of the amount of product stored or transported, and the extent to which such contracts expire during any given period of time.

As with our refined petroleum products pipelines transportation business, the revenues from our bulk terminals business are generally driven by the volumes we handle and/or store, as well as the prices we receive for our services, which in turn are driven by the demand for the products being shipped or stored. While we handle and store a large variety of products in our bulk terminals, the primary products are petroleum coke, metals and ores. In addition, the majority of our contracts for this business contain minimum volume guarantees and/or service exclusivity arrangements under which customers are required to utilize our terminals for all or a specified percentage of their handling and storage needs. The profitability of our minimum volume contracts is generally unaffected by short-term variation in economic conditions; however, to the extent we expect volumes above the minimum and/or have contracts which are volume-based, we can be sensitive to changing market conditions. To the extent practicable and economically feasible in light of our strategic plans and other factors, we generally attempt to mitigate the risk of reduced volumes and pricing by negotiating contracts with longer terms, with higher per-unit pricing and for a greater percentage of our available capacity. In addition, weather-related events, including hurricanes, may impact our facilities and access to them and, thus, the profitability of certain terminals for limited periods of time or, in relatively rare cases of severe damage to facilities, for longer periods.

Our Jones Act-qualified tankers are primarily operating pursuant to fixed price term charters with major integrated oil companies, major refiners and the U.S. Military Sealift Command.

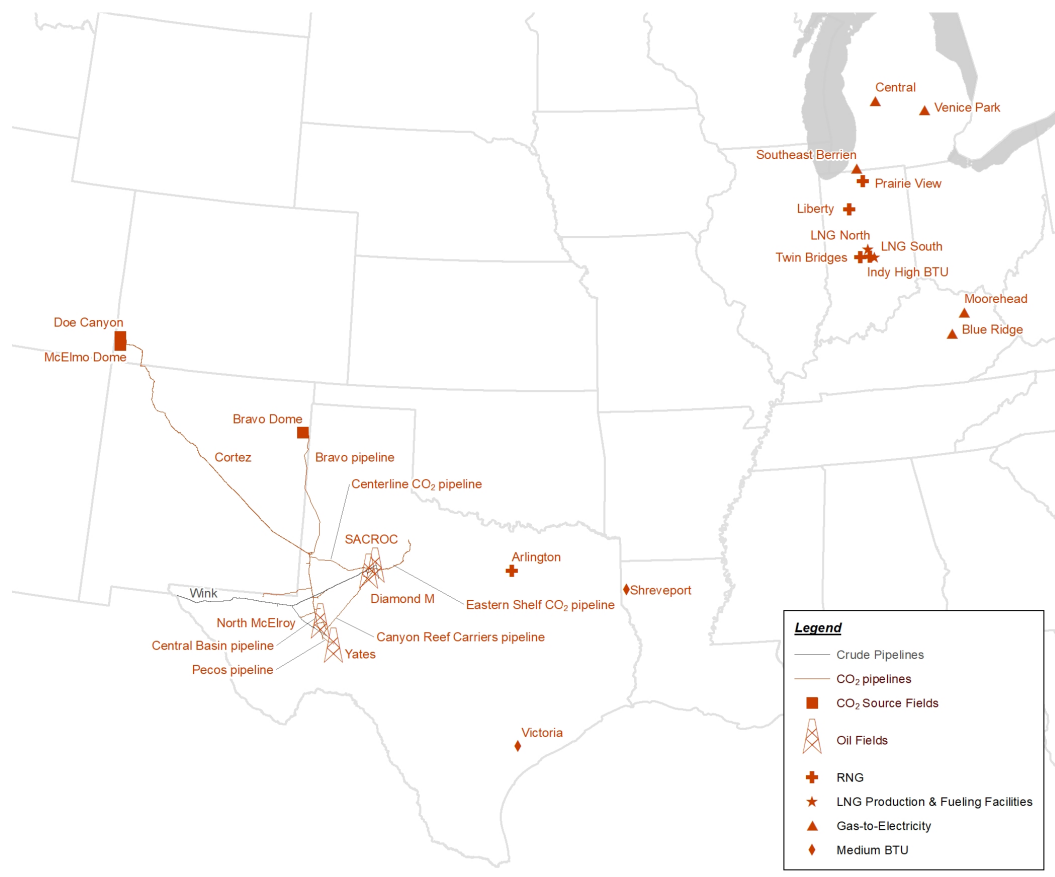
#### Terminals Segment Competition

We are one of the largest independent operators of liquids terminals in the U.S., based on barrels of liquids terminaling capacity. Our liquids terminals compete with other publicly or privately held independent liquids terminals and terminals owned by oil, chemical, pipeline and refining companies. Our bulk terminals compete with numerous independent terminal operators, terminals owned by producers and distributors of bulk commodities, stevedoring companies and other industrial companies opting not to outsource terminaling services. In some locations, competitors are smaller, independent operators with lower cost structures. Our Jones Act-qualified tankers compete with other Jones Act-qualified vessel fleets.



## CO<sub>2</sub>

Our CO<sub>2</sub> business segment produces, transports and markets CO<sub>2</sub> for use in enhanced oil recovery projects as a flooding medium for recovering crude oil from mature oil fields. We also own and operate oil and gas producing fields, and RNG, LNG and landfill GTE facilities. Our CO<sub>2</sub> pipelines and related assets allow us to market a complete package of CO<sub>2</sub> supply and transportation services to our customers.



### Source and Transportation Activities

#### CO<sub>2</sub> Resource Interests

Our ownership of CO<sub>2</sub> resources as of December 31, 2024 includes:

	Ownership Interest		Compression Capacity (Bcf/d)
McElmo Dome unit	45	%	1.5
Doe Canyon Deep unit	87	%	0.2
Bravo Dome unit(a)	11	%	0.3

(a) We do not operate this unit.

### CO<sub>2</sub> and Crude Oil Pipelines

Industry demand for transportation on our CO<sub>2</sub> pipelines is expected to remain stable for the foreseeable future.

Our ownership of CO<sub>2</sub> and crude oil pipelines as of December 31, 2024 includes:

Asset	Ownership Interest	Miles of Pipeline	Transport Capacity (Bcf/d) [(MBbl/d)]
<b>CO<sub>2</sub> pipelines</b>			
Cortez	53 %	569	1.5
Central Basin	100 %	326	0.7
Bravo(a)	13 %	218	0.4
Canyon Reef Carriers	97 %	163	0.3
Centerline	100 %	113	0.3
Eastern Shelf	100 %	98	0.1
Pecos	95 %	25	0.1
<b>Crude oil pipeline</b>			
Wink	100 %	434	[145]

(a) We do not operate Bravo.

Oil, Gas and RNG Producing Activities

### Oil and Gas Producing Interests

Our ownership interests in oil and gas producing fields as of December 31, 2024 included the following:

	Working Interest	KMI Gross Developed Acres
SACROC	97 %	51,457
North McElroy	98 %	11,612
Yates	50 %	9,676
Diamond M	99.5 %	5,396
Sharon Ridge(a)	14 %	2,619
MidCross(a)	13 %	320

(a) We do not operate these fields.

Our oil and gas producing activities are not significant to KMI as a whole; therefore, we do not include the supplemental information on oil and gas producing activities under Accounting Standards Codification Topic 932, *Extractive Activities – Oil and Gas*.

### Gas Plant Interests

Our ownership and operation of gas plants as of December 31, 2024 included:

Asset	Ownership Interest	Source
Snyder gas plant(a)	22 %	The SACROC unit and neighboring CO <sub>2</sub> projects, specifically the Lion Diamond M, Reinecke and Cogdell units
Diamond M gas plant	51 %	Snyder gas plant
North Snyder gas plant	100 %	Snyder gas plant

(a) This is a working interest; in addition, we have a 28% net profits interest.

## RNG, LNG and GTE Facilities

Our ownership and operation of RNG, LNG and GTE facilities as of December 31, 2024 included:

Asset	Ownership Interest	Production [Storage] Generation Capacity(a)	Product
LNG Indy	100 %	[2 Bcf]	LNG
Indy High BTU	50 %	1.0 Bcf/y	RNG
Twin Bridges	100 %	1.5 Bcf/y	RNG
Liberty	100 %	1.5 Bcf/y	RNG
Prairie View	100 %	0.8 Bcf/y	RNG
Arlington RNG	100 %	1.3 Bcf/y	RNG
Shreveport RNG(b)	— %	0.7 Bcf/y	Medium BTU
Victoria RNG	100 %	0.4 Bcf/y	Medium BTU
Southeast Berrien	100 %	4.8 mW/h	GTE
Central	100 %	4.0 mW/h	GTE
Venice Park	100 %	6.4 mW/h	GTE
Morehead	100 %	1.6 mW/h	GTE
Blue Ridge	100 %	1.6 mW/h	GTE

- (a) GTE generation capacity is measured in megawatts per hour (mW/h). RNG and Medium British Thermal Units (BTU) gas capacities are measured in Bcf per year (Bcf/y).
- (b) We operate Shreveport for a fee and receive royalties on RNG sales.

## CO<sub>2</sub> Segment Contracts

Our CO<sub>2</sub> source and transportation business primarily has third-party contracts with minimum volume requirements, which as of December 31, 2024 had a remaining average contract life of approximately six years. Our CO<sub>2</sub> sales contracts vary from customer to customer and generally provide for a delivered price tied to the price of crude oil, in some cases based on a fixed fee or floor price. Our success in this portion of the CO<sub>2</sub> business segment can be impacted by the demand for CO<sub>2</sub>. In the CO<sub>2</sub> business segment's oil and gas producing activities, we monitor the amount of capital we expend in relation to the amount of production that we expect to add. The revenues we receive from our crude oil and NGL sales are affected by the prices we realize from the sale of these products. Over the long term, we tend to receive prices that are driven by the demand and overall market price for these products. In the shorter term, however, market prices generally are not indicative of the revenues we will receive due to our hedging program, in which the prices to be realized for certain of our future sales quantities are fixed or bracketed through the use of financial derivative contracts, particularly for crude oil. See Item 7. "Management's Discussion and Analysis of Financial Condition and Results of Operations—Results of Operations—Segment Earnings Results" for more information on crude oil sales prices.

## CO<sub>2</sub> Segment Competition

Our primary competitors for the sale of CO<sub>2</sub> include suppliers that have an ownership interest in McElmo Dome, Bravo Dome and Sheep Mountain CO<sub>2</sub> resources. Our ownership interests in the Central Basin, Cortez and Bravo pipelines are in direct competition with other CO<sub>2</sub> pipelines. We compete with other interest owners in the McElmo Dome unit and the Bravo Dome unit for transportation of CO<sub>2</sub> to the Denver City, Texas market area.

## Major Customers

Our revenue is derived from a wide customer base. For each of the years ended December 31, 2024, 2023 and 2022, no revenues from transactions with a single external customer accounted for 10% or more of our total consolidated revenues. We do not believe that a loss of revenues from any single customer would have a material adverse effect on our business, financial position, results of operations or cash flows.

## ***Industry Regulation***

Our business operations are subject to extensive federal, state and local laws and regulations. Please read Item 1A. “*Risk Factors—Risks Related to Regulation*” for discussions of the risks we face related to regulation. For information related to pending regulatory proceedings, see Note 17 “*Litigation and Environmental*” to our consolidated financial statements.

### ***Interstate Natural Gas Transportation and Storage Regulation***

We operate our interstate natural gas pipeline and storage facilities subject to the jurisdiction of the FERC and the provisions of the Natural Gas Act of 1938 (NGA), the Natural Gas Policy Act of 1978 (NGPA), and the Energy Policy Act of 2005 (the Energy Policy Act). These laws give the FERC authority over the siting, construction and operation of such facilities, including their modification, extension, enlargement and abandonment.

Pursuant to the NGA, the FERC also has authority over the rates charged and terms and conditions of services offered by interstate natural gas pipeline and storage companies. The FERC's regulatory authority extends to establishing minimum and maximum rates for services and allows operators to discount or negotiate rates on a non-discriminatory basis. The rates, terms and conditions of service are set forth in posted tariffs approved by the FERC for each of our interstate natural gas pipeline and storage companies. Posted tariff rates are deemed just and reasonable and cannot be changed without FERC authorization following an evidentiary hearing or settlement. The FERC can initiate proceedings, on its own initiative or in response to a complaint, that could result in a rate change or confirm existing rates. Negotiated rates provide certainty to the pipeline and the shipper of agreed-upon rates during the term of the transportation agreement, regardless of changes to the posted tariff rates. Negotiated rate agreements must be filed with the FERC or included in summary form in the pipeline's tariff.

FERC regulations also include a comprehensive framework for market transparency and nondiscrimination, as well as the FERC's prohibition against market manipulation. Under the Energy Policy Act and related regulations, it is unlawful for any entity, directly or indirectly in connection with the purchase or sale of natural gas subject to the jurisdiction of the FERC, or the purchase or sale of transportation services subject to the jurisdiction of the FERC, to engage in fraudulent conduct. FERC Standards of Conduct regulate, among other things, the manner in which interstate natural gas pipelines may interact with their marketing affiliates. The FERC's market oversight and transparency regulations require annual reports of purchases or sales of natural gas meeting certain thresholds and criteria and certain public postings of information on scheduled volumes.

The FERC has authority to impose civil penalties of more than \$1.5 million per day per violation. If we fail to comply with all applicable statutes, rules, regulations, and orders administered by the FERC, we could be subject to substantial civil penalties and fines.

In addition to having jurisdiction over interstate natural gas pipelines and storage companies, the FERC also has jurisdiction over the interstate transportation and storage services that are provided by intrastate natural gas pipelines and storage companies under Section 311 of the NGPA. We have numerous intrastate pipelines and storage companies that provide interstate services pursuant to Section 311 of the NGPA. Under Section 311, along with the FERC's implementing regulations, an intrastate pipeline may transport gas “on behalf of” an interstate pipeline company or any local distribution company served by an interstate pipeline, without becoming subject to the FERC's broader regulatory authority under the NGA. These services must be provided on an open and nondiscriminatory basis, and the rates charged for these services may not exceed a “fair and equitable” level as determined by the FERC in periodic rate proceedings.

### ***Interstate Common Carrier Refined Petroleum Products and Oil Pipeline Rate Regulation***

Some of our U.S. refined petroleum products, NGL, and crude oil gathering and transmission pipelines are interstate common carrier pipelines, subject to regulation by the FERC under the Interstate Commerce Act, or ICA. The ICA requires that we maintain our tariffs on file with the FERC. Those tariffs set forth the rates we charge for providing gathering or transportation services on our interstate common carrier liquids pipelines as well as the rules and regulations governing these services. The ICA requires, among other things, that rates on interstate common carrier liquids pipelines be “just and reasonable” and nondiscriminatory. The ICA permits interested persons to challenge newly proposed or changed rates and authorizes the FERC to suspend the effectiveness of such rates for a period of up to seven months and to investigate such rates. If, upon completion of an investigation, the FERC finds that the new or changed rate is unlawful, it is authorized to require the carrier to refund to shippers the difference between the revenues collected during the pendency of the investigation and the revenues that would have been collected based on the rate the FERC finds to be just and reasonable. The FERC also may investigate, upon complaint or on its own motion, rates that are already in effect and may order a carrier to change its rates prospectively. Upon an appropriate showing, a shipper may obtain reparations for damages sustained during the two years prior to the filing of a complaint.

Petroleum products and crude oil pipelines may change their rates within prescribed ceiling levels that are tied to an inflation index. Shippers may protest rate increases made within the ceiling levels, but such protests must show that the portion of the rate increase resulting from application of the index is substantially in excess of the pipeline's increase in costs from the previous year. Generally, a petroleum products or crude oil pipeline will utilize the FERC's indexing methodology to adjust its rates, as indexing serves as the default rate-adjustment mechanism. Cost-of-service based rates, market-based rates and settlement rates are alternatives to the default indexing mechanism and may be used in certain specified circumstances to change rates.

#### *CPUC Rate Regulation*

The intrastate common carrier operations of our refined products pipelines in California are subject to regulation by the CPUC under a "depreciated book plant" methodology, which is based on an original cost measure of investment. Intrastate tariffs filed by us with the CPUC have been established on the basis of revenues, expenses and investments allocated as applicable to the California intrastate portion of the refined products operations' business. Tariff rates with respect to intrastate pipeline service in California are subject to challenge by protest by interested parties or by independent action of the CPUC.

#### *Railroad Commission of Texas (RCT) Rate Regulation*

The intrastate operations of our crude oil and liquids pipelines and natural gas pipelines and storage facilities in Texas are subject to regulation with respect to such intrastate transportation by the RCT. The RCT has the authority to regulate our rates, though it generally has not investigated the rates or practices of our intrastate pipelines in the absence of shipper complaints.

#### *State and Local Regulation*

Certain of our activities are subject to various state and local laws and regulations, as well as orders of regulatory bodies, governing a wide variety of matters, including marketing, production, pricing, pipeline safety, protection of the environment, and human health and safety.

#### *Marine Operations*

The operation of tankers and marine equipment is subject to maritime obligations involving property, personnel and cargo under General Maritime Law and involves a variety of risks, including, among other things, the risk of collision, which may result in claims for personal injury, cargo, contract, pollution, third-party claims and property damages to vessels and facilities.

We are subject to the Jones Act and other federal laws that restrict maritime transportation (between U.S. departure and destination points) to vessels built and registered in the U.S. and owned and crewed by U.S. citizens. As a result, we monitor the foreign ownership of our common stock and, under certain circumstances consistent with our certificate of incorporation, we have the right to redeem shares of our common stock owned by non-U.S. citizens. If we do not comply with such requirements, we would be prohibited from operating our vessels in U.S. coastwise trade, and under certain circumstances we would be deemed to have undertaken an unapproved foreign transfer, resulting in severe penalties, including permanent loss of U.S. coastwise trading rights for our vessels, fines or forfeiture of the vessels. From time to time, legislation has been introduced unsuccessfully in the U.S. Congress to amend the Jones Act to ease or remove the requirement that vessels operating between U.S. ports be built and registered in the U.S. and owned and crewed by U.S. citizens. If the Jones Act were amended in such fashion, we could face competition from foreign-flagged vessels.

In addition, the U.S. Coast Guard and the American Bureau of Shipping maintain a very stringent regime of vessel inspection, which tends to result in higher regulatory compliance costs for U.S.-flagged operators than for owners of vessels registered under foreign flags of convenience. The Jones Act and General Maritime Law also provide damage remedies for crew members injured in the service of the vessel arising from employer negligence or vessel unseaworthiness.

The Merchant Marine Act of 1936 is a federal law that provides the U.S. Secretary of Transportation, upon proclamation by the U.S. President of a national emergency or a threat to the national security, the authority to requisition or purchase any vessel or other watercraft owned by U.S. citizens (including us, provided that we are considered a U.S. citizen for this purpose). If one of our vessels were purchased or requisitioned by the U.S. government under this law, we would be entitled to be paid the fair market value of the vessel in the case of a purchase or, in the case of a requisition, the fair market value of charter hire. However, we would not be entitled to compensation for any consequential damages suffered as a result of such purchase or requisition.

### *Derivatives Regulation*

We use energy commodity derivative contracts as part of our strategy to hedge our exposure to energy commodity market risk and other external risks in the ordinary course of business. The derivative contracts that we use include exchange-traded and OTC commodity financial instruments such as futures and options contracts, fixed price swaps and basis swaps. The Dodd-Frank Wall Street Reform and Consumer Protection Act (Dodd-Frank Act) requires the U.S. Commodity Futures Trading Commission and the SEC to promulgate rules and regulations establishing federal oversight and regulation of the OTC derivatives market and entities that participate in that market including broad aggregate position limits for OTC swaps and futures and options traded on regulated exchanges. These rules include exemptions for hedging positions.

### ***Environmental Matters and Safety Regulation***

Our business operations are subject to extensive federal, state and local laws and regulations relating to environmental protection and human health and safety. For example, if a leak, release or spill of liquid petroleum products, CO<sub>2</sub>, natural gas, methane, chemicals or other hazardous substances occurs at or from our pipelines, storage or other facilities, we may experience significant operational disruptions, and we may have to pay a significant amount to clean up the leak, release or spill (in the case of a non-gaseous substance), pay government penalties, address natural resource damages, compensate for human exposure or property damage, install pollution control equipment or a combination of these and other measures. Furthermore, new projects may require permits, approvals and environmental analyses under federal and state laws, including the Pipeline Safety Act, the Clean Water Act, the Clean Air Act, the National Environmental Policy Act and the Endangered Species Act. The resulting costs and liabilities could be material to us, and increasing compliance costs under federal and state, and in some cases local, environmental and safety laws for both new and existing facilities could require us to make significant capital expenditures.

A certain degree of regulatory uncertainty is created by the recent change in U.S. presidential administrations. It remains unclear specifically what the new administration may do with respect to future policies and regulations that may affect us. In general, the cost to comply with environmental and safety regulations is increasing. These costs have the potential to limit the return on capital projects and the number of capital projects that are economically viable. Please read Item 1A. "Risk Factors—Risks Related to Regulation."

In accordance with GAAP, we record liabilities for environmental matters when it is probable that obligations have been incurred and the amounts can be reasonably estimated. For information related to pending environmental matters, including our accruals of environmental reserves, see Note 17 "Litigation and Environmental" to our consolidated financial statements.

### *Hazardous and Non-Hazardous Waste*

We generate both hazardous and non-hazardous wastes that are subject to the requirements of the Federal Resource Conservation and Recovery Act (RCRA) and comparable state statutes. RCRA establishes standards for the generation, treatment, storage, transport, and disposal of solid wastes, including hazardous wastes.

### *Superfund*

The CERCLA or the Superfund law, and analogous state laws, impose joint and several liability, without regard to fault or the legality of the original conduct, on certain classes of potentially responsible persons for releases of hazardous substances into the environment. These persons include the owner or operator of a site and/or companies that disposed or arranged for the disposal of the hazardous substances found at the site. CERCLA authorizes the EPA and, in some cases, third parties to take actions in response to threats to public health or the environment and to seek to recover from the responsible classes of persons the costs they incur, including remediation costs. Additionally, CERCLA allows for the recovery of compensation for natural resource damages, if any. Although petroleum is excluded from CERCLA's definition of a "hazardous substance," in the course of our ordinary operations, we have and will generate materials that may fall within such definition. If we are determined to be a potentially responsible person by operation of law under CERCLA, we may be responsible for all or part of the costs required to evaluate and remediate sites at which such materials are present, in addition to compensation for natural resource damages, if any.

### *Clean Air Act*

Our operations are subject to the Clean Air Act, its implementing regulations, and analogous state statutes and regulations. The EPA regulations under the Clean Air Act contain requirements for the monitoring, reporting, and control of emissions of

regulated substances, including greenhouse gas (GHG) emissions from stationary sources. For further information, see “—Climate Change” below.

#### *Clean Water Act*

Our operations can result in the discharge of pollutants. The Federal Water Pollution Control Act of 1972, as amended, also known as the Clean Water Act, and analogous state laws impose restrictions and controls regarding the discharge of fills and pollutants into waters of the U.S. The discharge of fills and pollutants into regulated waters is prohibited, except in accordance with the terms of a permit issued by applicable federal or state authorities. The Oil Pollution Act was enacted in 1990 and amends provisions of the Clean Water Act pertaining to prevention of and response to oil spills. Spill prevention, control and countermeasure requirements of the Clean Water Act and some state laws require containment and similar structures to help prevent contamination of navigable waters in the event of an overflow or release of oil.

#### *EPA Revisions to National Ambient Air Quality Standards*

As required by the Clean Air Act, the EPA establishes National Ambient Air Quality Standards (NAAQS) setting acceptable levels of common pollutants such as ozone, particulate matter and sulfur dioxide. States then are required to adopt State Implementation Plans (SIPs) ensuring their air quality meets the applicable NAAQS. The EPA reviews these SIPs to ensure they comply with the NAAQS and other provisions of the Clean Air Act, including the Good Neighbor provision. See Item 7. “*Management’s Discussion and Analysis of Financial Condition and Results of Operations—Liquidity and Capital Resources—Capital Expenditures—Impact of Regulation,*” and Note 17 “*Litigation and Environmental—Environmental Matters—Challenge to Federal “Good Neighbor Plan,*” to our consolidated financial statements.

For ground level ozone, the EPA published a rule in October 2015 that lowered NAAQS from 75 parts per billion (ppb) to a more stringent 70 ppb standard. This change triggered a process under which the EPA designated the areas of the country in or out of compliance with the 2015 standards. In December 2020, the EPA completed a review of the ozone NAAQS and published a rule retaining the 2015 standards.

State rules implementing the NAAQS require the installation of more stringent air pollution controls on newly installed equipment and possibly require the retrofitting of existing KMI facilities with air pollution controls. These rules will have financial impacts to our Natural Gas Pipelines business segment. Future state or federal rules relating to the EPA’s establishment of NAAQS for ozone, particulate matter, or other criteria air pollutants could have financial impacts on multiple business units.

#### *Climate Change*

Due to concern over climate change, numerous proposals to monitor and limit emissions of GHGs have been made and are likely to continue to be made at the federal, state and local levels of government and by the governments of other nations. Methane, a primary component of natural gas, and CO<sub>2</sub>, which is naturally occurring and also a byproduct of burning natural gas, are examples of GHGs. Various laws and regulations exist or are under development to regulate the emission of such GHGs, including the EPA programs requiring the reduction, monitoring, and reporting of GHG emissions levels and state actions to develop statewide or regional programs. The U.S. Congress has in the past considered and, in some cases, passed legislation to reduce emissions of GHGs. In addition, the European Union has approved a law to impose limits on methane emissions intensity applicable to imports of natural gas and crude oil beginning in 2030.

Beginning in 2009, the EPA published several findings and rulemakings under the Clean Air Act requiring the permitting and reporting of certain GHGs, including CO<sub>2</sub> and methane. Certain of our facilities are subject to these requirements. Operational or physical changes to existing facilities could require those facilities to comply with these requirements. In addition, recent EPA regulatory changes require many existing oil and natural gas facilities to reduce GHG emissions, and, pursuant to a Congressional mandate, PHMSA has proposed regulations to impose leak detection and repair requirements on natural gas pipelines, and a final rule is pending. See Item 1A. “*Risk Factors—Risks Related to Regulation—New laws, policies, regulations, rulemaking and oversight, as well as changes to those currently in effect, could adversely impact our earnings, cash flows and operations.*” and “*—Increased regulatory requirements relating to the safety and integrity of our pipelines may require us to incur significant capital and operating expense outlays to comply.*”

At the state level, more than one-third of the states, either individually or through multi-state regional initiatives, already have begun implementing legal measures to reduce emissions of GHGs, such as through establishment of GHG reduction targets or regional GHG “cap-and-trade” programs. It is possible that sources such as our gas-fueled compressors and processing plants could become subject to these state GHG reduction regulations. Various states are also proposing or have

implemented stricter regulations for reporting, monitoring or reducing GHGs that go beyond the requirements of the EPA. Compliance with state rules could require additional expenditures, above and beyond those spent to comply with EPA GHG rules for new and existing sources.

Because our operations, including the compressor stations and processing plants, emit various types of GHGs, primarily methane and CO<sub>2</sub>, such new legislation or regulation could increase the costs related to operating and maintaining our facilities. Depending on the particular law, regulation or program, we may be required to incur significant additional operating or capital costs to install new monitoring equipment or emission controls on the facilities, acquire and surrender allowances for the GHG emissions, replace certain GHG-emitting devices or technologies, pay taxes related to the GHG emissions and administer and manage a more comprehensive GHG emissions program. While we may be able to include some or all of such increased costs in the rates charged by our pipelines, recovery of costs is uncertain and may depend on events beyond our control, including the outcome of future rate proceedings before the FERC or other regulatory bodies, and the provisions of any final legislation or other regulations.

Because the combustion of natural gas produces lower GHG emissions per unit of energy than competing fossil fuels, cap-and-trade legislation or EPA regulatory initiatives to reduce GHGs could stimulate demand for natural gas by increasing the relative cost of competing fuels such as coal and oil. In addition, we anticipate that GHG regulations will increase demand for carbon sequestration technologies, such as the techniques we have successfully demonstrated in our enhanced oil recovery operations within our CO<sub>2</sub> business segment. However, these potential positive effects on our markets may be offset if these same regulations also cause the cost of natural gas to increase relative to competing non-fossil fuels. Although we currently cannot predict the magnitude and direction of these impacts, GHG regulations could have material adverse effects on our business, financial position, results of operations or cash flows.

#### *Pipeline Safety Regulation*

We are subject to pipeline safety regulations issued by PHMSA as well as any states that are certified by PHMSA to regulate pipeline safety for intrastate pipelines in their respective states. These regulations apply to pipelines and pipeline facilities, including associated underground natural gas storage, terminals and LNG facilities. PHMSA regulations in particular, require us to develop and maintain pipeline integrity management programs to evaluate our pipelines and take additional measures to protect pipeline segments located in what are referred to as High Consequence Areas (HCAs) for both gas and liquid pipelines, where a release could potentially have the most adverse consequences. Additionally, PHMSA recently issued requirements that require us to conduct additional assessments to identify risks in what are referred to as Moderate Consequence Areas (MCAs) for gas pipelines.

Since 2019, PHMSA has implemented several rules that impose additional pipeline safety requirements including without limitation: (i) expanding certain integrity management program requirements outside of HCAs (with some exceptions) for both gas and hazardous liquid pipelines; (ii) expanding the application of integrity management requirements relevant to hazardous liquid pipelines to include additional areas, including certain coastal waters; (iii) requiring reconfirmation of the maximum allowable operating pressure (MAOP) by 2035 and material verification on certain gas pipelines; (iv) requiring installation of remote control or automatic shut-off valves (or alternative equivalent technology) on certain newly constructed or replaced gas and liquid pipelines; (v) increasing requirements for corrosion control for gas pipelines; (vi) providing additional prescriptive requirements that increase conservatism and specificity on the evaluation of discovered anomalies and their associated repair criteria for gas pipelines; and (vii) expanding certain regulations to previously unregulated gas gathering assets.

#### *Employee Health and Safety Regulations*

We are subject to the requirements of federal and state agencies, including, where appropriate, the Occupational Safety and Health Administration (OSHA), that address, among other things, employee health and safety.

#### *Cybersecurity*

In response to ongoing cybersecurity threats affecting the pipeline industry, the Department of Homeland Security's (DHS) Transportation Security Administration, or TSA, has issued a series of security directives setting forth specific elements that owners and operators of certain "critical" pipelines must include in their cybersecurity planning and their reporting of any incidents. These security directives require, among other things, that identified pipeline owners comply with mandatory reporting measures; designate a cybersecurity coordinator; provide vulnerability assessments; ensure compliance with certain cybersecurity requirements; establish and implement a TSA-approved Cybersecurity Implementation Plan; develop and maintain a Cybersecurity Incident Response Plan (CIRP), which shall include individuals identified as active participants in CIRP exercises, and annually test at least two CIRP objectives; and establish a Cybersecurity Assessment Plan (CAP), and



annually submit an updated CAP to TSA for review and approval, which shall include a schedule for assessing and auditing specific cybersecurity measures for effectiveness. TSA recently issued a proposed rulemaking to codify and expand these requirements for certain pipeline assets and LNG facilities, including obligations to report cybersecurity incidents to the Cybersecurity and Infrastructure Security Agency and physical security incidents to TSA.

In addition, PHMSA requires reporting of certain events that involve a release from or the shutdown of a pipeline, including those that may be caused by a cyber-attack. On July 26, 2023, the SEC adopted new disclosure requirements regarding cybersecurity risk management, strategy, governance, and incidents. Please read Item 1C. "Cybersecurity." Regulations are also under development to implement reporting requirements under the Cyber Incident Reporting for Critical Infrastructure Act of 2022, a law concerning the reporting of cyber incidents and ransomware payments that is expected to take effect in 2024.

Human Capital

In managing our human capital resources, we use a strategic approach to attract, develop, and retain talent and support our employees' career and development goals. We value our employees' opinions and encourage them to engage with management and ask questions on topics such as our goals, challenges and employee concerns.

We employed 10,933 full-time personnel at December 31, 2024, including approximately 883 full-time hourly personnel at certain terminals and pipelines covered by collective bargaining agreements that expire between 2025 and 2029. We consider relations with our employees to be good.

We value the safety of our workforce and integrate a culture of safety, emergency preparedness and environmental responsibility through our operations management system (OMS). Our OMS conforms to common industry standards and establishes a framework that helps us (i) provide employees and contractors with a safe work environment; (ii) comply with laws, rules, regulations, policies, and procedures; and (iii) identify opportunities to improve. Although our ultimate target is zero incidents, we also have three non-zero employee safety performance targets as follows:

Non-zero employee safety performance target	2024 Company-wide TRIR
Outperform the annual industry average total recordable incident rate (TRIR)	0.8
Outperform our own three-year TRIR average	
Improve our company-wide employee TRIR from 1.0 in the baseline year 2019 to 0.7 by 2024	

We seek to constantly improve our contractor TRIR performance through initiatives to address recent incident trends and new best practices.

The Nominating and Governance Committee (Nom/Gov Committee) of our Board is responsible for planning for succession in our senior management ranks, including our chief executive officer. Our chief executive officer reports to the Nom/Gov Committee annually, generally at the time of the regularly scheduled July Board meeting, regarding the succession plan and processes in place to identify talent within and outside the Company to succeed to senior management positions, development opportunities for potential successors, and the information developed during the then-current calendar year pursuant to those processes. As part of our annual succession planning process, we identify a range of potential candidates to include in the plan for senior positions.

We support equal opportunity employment and consider a range of talents and experience an asset. It is our policy to employ and advance in employment all persons without regard to their race/ethnicity; sex; sexual orientation; gender; veteran status; disability; or other protected categories, and base employment decisions solely on valid job requirements. We are committed to a harassment free workplace, supported with online and face-to-face workplace harassment and discrimination prevention training for our employees. In addition to training received at the time of hiring, employees and supervisors review our harassment and discrimination prevention policy every two years as part of our required training.

Our employees are an integral part of our success, and we value their career development. We support our employees' ongoing career goals and development through several programs, including workforce training, tuition reimbursement, leadership and other development programs. These programs help improve recruitment, development, and retention and help maximize our employees' potential by providing opportunities to gain skills they need to further enhance their careers.

Our compensation program is linked to long- and short-term strategic financial and operational objectives, including environmental, safety, and compliance targets. Compensation includes competitive base salaries in the markets in which we

operate and competitive benefits, including retirement plans, opportunities for annual bonuses, and, for eligible employees, long-term incentives and an employee stock purchase plan.

### ***Properties and Rights-of-Way***

We believe we generally have satisfactory title to the properties we own and use in our businesses, subject to liens for current taxes, liens incident to minor encumbrances, and easements and restrictions, which do not materially detract from the value of such property, the interests in those properties or the use of such properties in our businesses. Our terminals, storage facilities, treating and processing plants, regulator and compressor stations, oil and gas wells, offices and related facilities are located on real property owned or leased by us. In some cases, the real property we lease is on federal, state or local government land.

We generally do not own the land on which our pipelines are constructed. Instead, we obtain and maintain rights to construct and operate the pipelines on other people's land, generally under agreements that are perpetual or provide for renewal rights. Substantially all of our pipelines are constructed on rights-of-way granted by the apparent record owners of such property. In many instances, lands over which rights-of-way have been obtained are subject to prior liens that have not been subordinated to the right-of-way grants. In some cases, not all of the apparent record owners have joined in the right-of-way grants, but in substantially all such cases, signatures of the owners of a majority of the interests have been obtained. Permits have been obtained from public authorities to cross over or under, or to lay facilities in or along, water courses, county roads, municipal streets and state highways, and in some instances, such permits are revocable at the election of the grantor, or, the pipeline may be required to move its facilities at its own expense. Permits also have been obtained from railroad companies to run along or cross over or under lands or rights-of-way, many of which are also revocable at the grantor's election. Some such permits require annual or other periodic payments. In a few minor cases, we purchased property for pipeline purposes.

### **Available Information**

We make available free of charge on or through our internet website, at [www.kindermorgan.com](http://www.kindermorgan.com), our annual reports on Form 10-K, quarterly reports on Form 10-Q, current reports on Form 8-K, and amendments to those reports filed or furnished pursuant to Section 13(a) or 15(d) of the Securities Exchange Act of 1934 as soon as reasonably practicable after we electronically file such material with, or furnish it to, the SEC. The SEC maintains an internet site that contains reports, proxy and information statements, and other information regarding issuers that file electronically with the SEC at <http://www.sec.gov>. The information contained on or connected to our internet website is not incorporated by reference into this Form 10-K and should not be considered part of this or any other report that we file with or furnish to the SEC.

### **Item 1A. Risk Factors.**

You should carefully consider the risks described below, in addition to the other information contained in this document. Realization of any of the following risks could have a material adverse effect on our business, financial condition, cash flows and results of operations.

#### ***Risks Related to our Business***

*Our businesses are dependent on the supply of and demand for the products we handle.*

Our pipelines, terminals and other assets and facilities, including the availability of expansion opportunities, depend in part on continued production of natural gas, crude oil and other products in the geographic areas that they serve. Without additions to crude oil and gas reserves, production will decline over time as reserves are depleted, and production costs may rise. Producers in areas served by us may not be successful in exploring for and developing additional reserves or their costs of doing so may become uneconomic. Commodity prices and tax incentives may not remain at levels that encourage producers to explore for and develop additional reserves, produce existing marginal reserves or renew transportation contracts as they expire. Our business also depends in part on the levels of demand for natural gas, crude oil, NGL, refined petroleum products, CO<sub>2</sub>, steel, chemicals and other products in the geographic areas to which our pipelines, terminals, shipping vessels and other facilities deliver or provide service, and the ability and willingness of our shippers and other customers to supply such demand. Decreases in the supply of or demand for natural gas, crude oil and other products could adversely impact the utilization of our assets.

Conditions in the business environment generally, such as declining or sustained low commodity prices, supply disruptions, or higher development or production costs, could result in a slowing of supply to our pipelines, terminals and other assets. Also, sustained lower demand for hydrocarbons, or changes in the regulatory environment or applicable governmental

policies, including in relation to climate change or other environmental concerns, may have a negative impact on the supply of crude oil and other products. Public concern about the potential risks posed by climate change has resulted in increased demand for energy efficiency and a transition to energy provided from renewable energy sources rather than fossil fuels, fuel-efficient alternatives such as hybrid and electric vehicles, and pursuit of other technologies to reduce GHG emissions, such as carbon capture and sequestration. We have seen and may see further intensification of these trends.

Each of the foregoing supply and demand issues could negatively impact our business directly, as well as our shippers and other customers, which in turn could negatively impact our prospects for new contracts for transportation, terminaling or other midstream services, or renewals of existing contracts or the ability of our customers and shippers to honor their contractual commitments. See *“Financial distress experienced by our customers or other counterparties could have an adverse impact on us in the event they are unable to pay us for the products or services we provide or otherwise fulfill their obligations to us.”* below. Furthermore, such unfavorable conditions may compound the adverse effects of larger economic disruptions. See *“Our operating results may be adversely affected by unfavorable economic and market conditions.”*

We cannot predict the impact of future economic conditions, fuel conservation measures, alternative fuel requirements, governmental regulation and/or tax incentives or technological advances in fuel economy and energy generation devices, all of which could reduce the production of and/or demand for the products we handle.

*Expanding our existing assets and constructing new assets is part of our growth strategy. Our ability to begin and complete expansion and new-build projects may be inhibited by difficulties in obtaining permits and rights-of-way, public opposition, increases in costs of construction materials, cost overruns, inclement weather and other delays. If we pursue projects through joint ventures with others, we will share control of and any benefits from those projects.*

We regularly undertake construction projects to expand our existing assets and to construct new assets. New growth projects generally will be subject to, among other things, the receipt of regulatory approvals, feasibility and cost analyses, funding availability, industry, market and demand conditions, and environmental justice considerations. A variety of factors outside of our control, such as difficulties in obtaining rights-of-way and permits or other regulatory approvals, have caused, and may continue to cause, delays in or cancellations of our construction projects. Regulatory authorities may modify their permitting policies in ways that disadvantage our construction projects. Federal regulators may also expand existing regulatory requirements, such as PHMSA's recent expansion of gas gathering pipeline regulation and the Congressional mandate under the Pipeline Safety Act that PHMSA regulate the transportation of gaseous CO<sub>2</sub>. Such factors can be exacerbated by public opposition to our projects. See *“We are subject to reputational risks and risks relating to public opinion.”* Inclement weather, natural disasters and delays in performance by third-party contractors have also resulted in, and may continue to result in, increased costs or delays in construction. In addition, we may experience increasing costs for construction materials, including cost increases associated with increased tariffs (such as those proposed by the new U.S. presidential administration). Significant increases in costs of construction materials, cost overruns or delays, or our inability to obtain a required permit or right-of-way, could have a material adverse effect on our return on investment, results of operations and cash flows, and could result in project cancellations or otherwise limit our ability to pursue growth opportunities.

If we pursue joint ventures with third parties, those parties may share approval rights over major decisions and may act in their own interests, which may differ from our interests or our views of the interests of the venture. Such differences in actual or perceived interests could result in operational delays or impasses, which in turn could affect the financial expectations of and our expected benefits from the venture.

*We face competition from other pipelines and terminals, as well as other forms of transportation and storage.*

Competition is a factor affecting our existing businesses and our ability to secure new project opportunities. Any current or future pipeline system or other form of transportation (such as barge, rail or truck) that delivers the products we handle into the areas that our pipelines serve could offer transportation services that are more desirable to shippers than those we provide because of price, location, facilities or other factors. Likewise, competing terminals or other storage options may become more attractive to our customers. To the extent that competitors offer the markets we serve more desirable transportation or storage options, or customers opt to construct their own facilities for services previously provided by us, this could result in unused capacity on our pipelines and in our terminals. We also could experience competition for the supply of the products we handle from both existing and proposed pipeline systems; for example, several pipelines access many of the same areas of supply as our pipeline systems and transport to destinations not served by us. If capacity on our assets remains unused, our ability to re-contract for expiring capacity at favorable rates or otherwise retain existing customers could be impaired. In addition, to the extent that companies pursuing development of carbon capture and sequestration technology are successful, they could compete with us for customers who purchase CO<sub>2</sub> for use in enhanced oil recovery operations.

*The volatility of crude oil, NGL and natural gas prices could adversely affect our business.*

The revenues, cash flows, profitability and future growth of some of our businesses (and the carrying values of certain of their respective assets, which include related goodwill) depend to a large degree on prevailing crude oil, NGL and natural gas prices.

Prices for crude oil, NGL and natural gas are subject to large fluctuations in response to relatively minor changes in the supply of and demand for crude oil, NGL and natural gas, uncertainties within the market and a variety of other factors beyond our control. These factors include, among other things (i) weather conditions and events such as hurricanes in the U.S.; (ii) domestic and global economic conditions; (iii) the activities of the OPEC and other countries that are significant producers of crude oil (OPEC+); (iv) governmental regulation; (v) armed conflict or political instability in crude oil and natural gas producing countries; (vi) the foreign supply of and demand for crude oil and natural gas; (vii) the price of foreign imports; (viii) the proximity and availability of storage and transportation infrastructure and processing and treating facilities; and (ix) the availability and prices of alternative fuel sources. We use hedging arrangements to partially mitigate our exposure to commodity prices, but these arrangements also are subject to inherent risks. Please read “—Our use of hedging arrangements does not eliminate our exposure to commodity price risks and could result in financial losses or volatility in our income.” In addition, wide fluctuations in commodity prices can impact the accuracy of assumptions used in our budgeting process.

If commodity prices fall substantially or remain low for a sustained period and we are not sufficiently protected through hedging arrangements, we may be unable to realize a profit from these businesses and would operate at a loss.

Sharp declines in the prices of crude oil, NGL or natural gas, or a prolonged unfavorable price environment, may result in a commensurate reduction in our revenues, income and cash flows from our businesses that produce, process, or purchase and sell crude oil, NGL, or natural gas, and could have a material adverse effect on the carrying value (which includes assigned goodwill) of our CO<sub>2</sub> business segment’s proved reserves, certain assets in certain midstream businesses within our Natural Gas Pipelines business segment, and certain assets within our Products Pipelines business segment.

For more information about our energy and commodity market risk, see Item 7A. “ *Quantitative and Qualitative Disclosures About Market Risk* .”

*Commodity transportation and storage activities involve numerous risks that may result in accidents or otherwise adversely affect our operations.*

There are a variety of hazards and operating risks inherent to the transportation and storage of the products we handle, such as leaks; releases; the breakdown, underperformance or failure of equipment, facilities, information systems or processes; damage to our pipelines caused by third-party construction; the compromise of information and control systems; spills at terminals and hubs; spills associated with loading and unloading harmful substances at rail facilities; adverse sea conditions (including storms and rising sea levels) and releases or spills from our shipping vessels or vessels loaded at our marine terminals; operator error; labor disputes/work stoppages; disputes with interconnected facilities and carriers; operational disruptions or apportionment on third-party systems or refineries on which our assets depend; and catastrophic events or natural disasters such as fires, floods, explosions, earthquakes, acts of terrorists and saboteurs, cyber security breaches, and other similar events, many of which are beyond our control. Additional risks to our vessels include capsizing, grounding and navigation errors.

The occurrence of any of these risks could result in serious injury and loss of human life, significant damage to property and natural resources, environmental pollution, significant reputational damage, impairment or suspension of operations, fines or other regulatory penalties, costs associated with allegations of criminal liability, costs associated with responding to an investigation or enforcement action brought by a governmental agency, and revocation of regulatory approvals or imposition of new requirements, any of which also could result in substantial financial losses, including lost revenue and cash flow to the extent that an incident causes an interruption of service. For pipeline and storage assets located near populated areas, including residential areas, commercial business centers, industrial sites and other public gathering areas, the level of damage resulting from these risks may be greater. In addition, the consequences of any operational incident (including as a result of adverse sea conditions) at one of our marine terminals may be even more significant as a result of the complexities involved in addressing leaks and releases occurring in the ocean or along coastlines and/or the repair of marine terminals.

*Our operating results may be adversely affected by unfavorable economic and market conditions.*

Unfavorable conditions such as a general slowdown of the global or U.S. economy, uncertainty and volatility in the financial markets, or inflation and rising interest rates, could materially adversely affect our operating results. For example, the

global economic downturn caused by the coronavirus pandemic in 2020 affected numerous industries, including the crude oil and gas industry, the steel industry and specific segments and markets in which we operate, resulting in reduced demand and increased price competition for our products and services. Also, economic conditions in the wake of the pandemic included inflationary pressure, which resulted in higher operating expenses and project costs for us, as well as higher interest rates. More recently, we may see increasing market uncertainty and volatility due to possible shifts in U.S. and foreign trade, economic and other policies following the recent change in U.S. presidential administration.

In addition, uncertain or changing economic conditions within one or more geographic regions may affect our operating results within the affected regions. Sustained unfavorable commodity prices, volatility in commodity prices or changes in markets for a given commodity might also have a negative impact on many of our customers, which could impair their ability to meet their obligations to us. See “—*Financial distress experienced by our customers or other counterparties could have an adverse impact on us in the event they are unable to pay us for the products or services we provide or otherwise fulfill their obligations to us.*” In addition, decreases in the prices of crude oil, NGL and natural gas are likely to have a negative impact on our operating results and cash flow. See “—*The volatility of crude oil, NGL and natural gas prices could adversely affect our business.*”

If economic and market conditions (including volatility in commodity markets) globally, in the U.S. or in other key markets become more volatile or deteriorate, we may experience material impacts on our business, financial condition and results of operations.

*Financial distress experienced by our customers or other counterparties could have an adverse impact on us in the event they are unable to pay us for the products or services we provide or otherwise fulfill their obligations to us.*

We are exposed to the risk of loss in the event of nonperformance by our customers or other counterparties, such as hedging counterparties, joint venture partners and suppliers. Many of our counterparties finance their activities through cash flow from operations or debt or equity financing, and some of them may be highly leveraged and unable to access additional capital to sustain their operations in the future. Our counterparties are subject to their own operating, market, financial and regulatory risks, and some have experienced, are experiencing, or may experience in the future, severe financial problems that have had or may have a significant impact on their creditworthiness. Further, the security we are able to obtain from such customers may be limited, including by FERC regulation. While certain of our customers are subsidiaries of an entity that has an investment grade credit rating, in many cases the parent entity has not guaranteed the obligations of the subsidiary and, therefore, the parent's credit ratings may have no bearing on such customers' ability to pay us for the services we provide or otherwise fulfill their obligations to us.

Furthermore, financially distressed customers might be forced to reduce or curtail their future use of our products and services, which also could have a material adverse effect on our results of operations, financial condition, and cash flows.

We cannot provide any assurance that such customers and key counterparties will not become financially distressed or that such financially distressed customers or counterparties will not default on their obligations to us or file for bankruptcy protection. If one or more customers or counterparties files for bankruptcy protection, we likely would be unable to collect all, or even a significant portion of, amounts they owe to us. Similarly, our contracts with such customers may be renegotiated at lower rates or terminated altogether. Significant customer and other counterparty defaults and bankruptcy filings could have a material adverse effect on our business, financial position, results of operations or cash flows.

*We are subject to reputational risks and risks relating to public opinion.*

Our business, operations or financial condition generally may be negatively impacted as a result of negative public opinion towards our industry sector, the products we handle, or us specifically. Public opinion may be influenced by negative portrayals of the energy industry as well as opposition to development projects. In addition, events specific to us could result in the deterioration of our reputation with key stakeholders.

We believe that reputational risk cannot be managed in isolation from other forms of risk and that credit, market, operational, insurance, regulatory and legal risks, among others, must all be managed effectively to safeguard our reputation. Our reputation and public opinion could also be impacted by the actions and activities of other companies operating in the energy industry, particularly other energy infrastructure providers, over which we have no control. In particular, our reputation could be impacted by negative publicity related to pipeline incidents or unpopular expansion projects and due to opposition to development of hydrocarbons and energy infrastructure, particularly projects involving resources that are considered to increase GHG emissions and contribute to climate change. Negative impacts from a compromised reputation or changes in public opinion (including with respect to the production, transportation and use of hydrocarbons generally) could include increased

regulatory oversight and costs, difficulty obtaining rights-of-way and delays in obtaining, or challenges to, regulatory approvals with respect to growth projects, blockades, project cancellations, difficulty securing financing, revenue loss, reduction in customer base, and decreased value of our securities and our business. In the past, governmental agencies have responded to environmental justice concerns by imposing greater scrutiny in the permit approval process and enforcement actions that could exacerbate the negative reputational impacts, and they may do so in the future.

*Our use of hedging arrangements does not eliminate our exposure to commodity price risks and could result in financial losses or volatility in our income.*

We engage in hedging arrangements to reduce our direct exposure to fluctuations in the prices of crude oil, natural gas and NGL, including differentials between regional markets. These hedging arrangements expose us to risk of financial loss in some circumstances, including when production is less than expected, when the counterparty to the hedging contract defaults on its contract obligations, or when there is a change in the expected differential between the underlying price in the hedging agreement and the actual price received. In addition, these hedging arrangements may limit the benefit we would otherwise receive from increases in prices for crude oil, natural gas and NGL. Furthermore, our hedging arrangements cannot hedge against any decrease in the volumes of products we handle. See “—Our businesses are dependent on the supply of and demand for the products we handle.”

The markets for instruments we use to hedge our commodity price exposure generally reflect then-prevailing conditions in the underlying commodity markets. As our existing hedges expire, we will seek to replace them. To the extent then-existing underlying market conditions are unfavorable, new hedging arrangements available to us will reflect such unfavorable conditions, limiting our ability to hedge our exposure to commodity prices on terms that are economically favorable to us.

When we engage in hedging transactions (for example, to mitigate our exposure to fluctuations in commodity prices or currency exchange rates or to balance our exposure to fixed and variable interest rates) that we believe are effective economically, these transactions may not be considered effective for accounting purposes. Accordingly, our consolidated financial statements may reflect volatility due to these hedges, even when there is no underlying economic impact at the dates of those consolidated financial statements. In addition, it may not be possible for us to engage in hedging transactions that completely eliminate our exposure to commodity prices; therefore, our consolidated financial statements may reflect a gain or loss arising from an exposure to commodity prices for which we are unable to enter into a completely effective hedge. For more information about our hedging activities, see Item 7A. “Quantitative and Qualitative Disclosures About Market Risk” and Note 13 “Risk Management” to our consolidated financial statements.

*A breach of information security or the failure of one or more key IT or operational (OT) systems, or those of third parties, may adversely affect our business, results of operations or business reputation.*

Our business is dependent upon our operational systems to process a large amount of data and complex transactions. Some of the operational systems we use are owned or operated by independent third-party vendors. The various uses of these systems, networks and services include, but are not limited to, controlling our pipelines and terminals with industrial control systems, collecting and storing information and data, processing transactions, and handling other processes necessary to manage our business.

In accordance with government mandates, we have implemented and maintain a cybersecurity program—both internal and incorporating industry expertise—designed to protect our IT, OT and data systems from attacks, however, we can provide no assurance that our cybersecurity program will be completely effective. We have experienced increases in the number of attempts by external parties to access our networks or our company data without authorization. While we have taken additional steps to secure our networks and systems to specifically respond to new and elevated risks associated with remote work, we may nevertheless be more vulnerable to a successful cyber-attack or information security incident when significant numbers of our employees are working remotely. The risk of a disruption or breach of our operational systems, or the compromise of the data processed in connection with our operations, has increased as attempted attacks, including acts of terrorism or cyber sabotage, which may be escalated during periods of heightened geopolitical tensions, have advanced in sophistication and number around the world.

If any of our systems are damaged, fail to function properly or otherwise become unavailable, we may incur substantial costs to repair or replace them. We may also experience loss or corruption of critical data and interruptions or delays in our ability to perform critical functions, which could adversely affect our business and results of operations. A significant failure, compromise, breach or interruption in our systems, which may result from problems such as ransomware, malware, computer viruses, hacking attempts or third-party error or malfeasance, could result in a disruption of our operations, customer dissatisfaction, damage to our reputation and a loss of customers or revenues. Efforts by us and our vendors to develop,

implement and maintain security measures, including malware and anti-virus software and controls, may not be successful in preventing these events, and any network and information systems-related events could require us to expend significant remedial resources. In the future, we may be required to expend significant additional resources to continue to enhance our information security measures, to comply with regulations, to develop and implement government-mandated plans, and/or to investigate and remediate information security vulnerabilities.

*Attacks, including acts of terrorism or cyber sabotage, or the threat of such attacks, may adversely affect our business or reputation.*

The U.S. government has issued public warnings indicating that pipelines and other infrastructure assets might be specific targets of terrorist organizations or “cyber sabotage” events. Potential targets include our pipeline systems, terminals, processing plants, databases or operating systems. Risk of these attacks may escalate during periods of heightened geopolitical tensions. The occurrence of an attack could cause a substantial decrease in revenues and cash flows, increased costs to respond or other financial loss, significant reporting requirements, damage to our reputation, increased regulation or litigation or inaccurate information reported from our operations. In the event of such an incident, we may need to retain cybersecurity experts to assist us in stopping, diagnosing, and recovering from the attack. There is no assurance that adequate cyber sabotage and terrorism insurance will be available at rates we believe are reasonable in the near future. The potential for an attack may subject our operations to increased risks and costs, and, depending on their ultimate magnitude, have a material adverse effect on our business, results of operations, financial condition and/or business reputation.

*Development of new technologies could create additional risk, or we may not have sufficient resources to manage our technology.*

Custom or new technology (including potential generative artificial intelligence) that is heavily relied upon by us or our counterparties may not be maintained and updated appropriately due to resource restraints, or other factors, which could cause technology failures or give rise to additional operational or security risks. Generative artificial intelligence or other new technology could also create additional regulatory scrutiny and generate uncertainty around intellectual property ownership and/or licensing or use. Technology (including artificial intelligence) is also subject to intentional misuse (by criminals, terrorists or other bad actors). Technology failures or incidents of misuse could result in significant adverse effects on our operations, results of operations, financial condition and cash flows.

*The acquisition of additional businesses and assets is part of our growth strategy. We may experience difficulties completing acquisitions or integrating new businesses and properties, and we may be unable to achieve the benefits we expect from any future acquisitions.*

Part of our business strategy includes acquiring additional businesses and assets. We cannot provide any assurance that we will be able to find complementary acquisition targets or complete such acquisitions, or achieve the desired results from any acquisitions we do complete. Any acquired businesses or assets will be subject to many of the same risks as our existing businesses and may not achieve the levels of performance that we anticipate.

We may not realize anticipated operating advantages and cost savings. Integration of acquired businesses or assets involves a number of risks, including (i) the loss of key customers of the acquired business; (ii) demands on management related to the increase in our size; (iii) the diversion of management’s attention from the management of daily operations; (iv) difficulties in implementing or unanticipated costs of accounting, budgeting, reporting, internal controls and other systems; and (v) difficulties in the retention and assimilation of necessary employees.

Difficulties in integration may be magnified if we make multiple acquisitions over a relatively short period of time. Because of difficulties in combining and expanding operations, we may not be able to achieve the cost savings and other size-related benefits that we hoped to achieve after these acquisitions, which would harm our financial condition and results of operations.

*Hurricanes, earthquakes, flooding and other natural disasters, as well as subsidence and coastal erosion and climate-related physical risks, could have an adverse effect on our business, financial condition and results of operations.*

Some of our pipelines, terminals and other assets are located in, and our shipping vessels operate in, areas that are susceptible to hurricanes, earthquakes, flooding and other natural disasters or could be impacted by subsidence and coastal erosion. These natural disasters could potentially damage or destroy our assets and disrupt the supply of the products we transport. Many climate models indicate that global warming is likely to result in rising sea levels, increased frequency and severity of weather events such as winter storms, hurricanes and tropical storms, extreme precipitation and flooding. These

climate-related changes could result in damage to our physical assets, especially operations located in low-lying areas near coasts and river banks, and facilities situated in hurricane-prone and rain-susceptible regions. Natural disasters can similarly affect the facilities of our customers. The timing, severity and location of these climate change impacts are not known with certainty, and these impacts are expected to manifest themselves over varying time horizons.

*Our insurance policies do not cover all losses, costs or liabilities that we may experience, and insurance companies that currently insure companies in the energy industry may cease to do so or substantially increase premiums.*

Our insurance program may not cover all operational risks and costs and may not provide sufficient coverage in the event of a claim. We do not maintain insurance coverage against all potential losses and could suffer losses for uninsurable or uninsured risks or in amounts in excess of existing insurance coverage. Losses in excess of our insurance coverage could have a material adverse effect on our business, financial condition and results of operations.

Changes in the insurance markets subsequent to certain hurricanes and other natural disasters have made it more difficult and more expensive to obtain certain types of coverage. The occurrence of an event that is not fully covered by insurance, or failure by one or more of our insurers to honor its coverage commitments for an insured event, could cause us to incur significant losses. Insurance companies may reduce or eliminate the insurance capacity they are willing to offer or may demand significantly higher premiums or deductibles to cover our assets. If significant changes in the number or financial solvency of insurance underwriters for the energy industry occur, we may be unable to obtain and maintain adequate insurance at a reasonable cost. The unavailability of adequate insurance coverage to cover events in which we suffer significant losses could have a material adverse effect on our business, financial condition and results of operations.

*Substantially all of the land on which our pipelines are located is owned by third parties. If we are unable to procure and maintain access to land owned by third parties, our revenue and operating costs, and our ability to complete construction projects, could be adversely affected.*

We must obtain and maintain the rights to construct and operate pipelines on other owners' land, including private landowners, railroads, public utilities and others. While our interstate natural gas pipelines in the U.S. have federal eminent domain authority, the availability of eminent domain authority for our other pipelines varies from state to state depending upon the type of pipeline—petroleum liquids, natural gas, CO<sub>2</sub>, or crude oil—and the laws of the particular state. In addition, we must compensate landowners for the use of their property and, in eminent domain actions, such compensation may be determined by a court. If we are unable to obtain rights-of-way on acceptable terms, our ability to complete construction projects on time, on budget, or at all, could be adversely affected. In addition, we are subject to the possibility of increased costs under our rights-of-way or rental agreements with landowners, primarily through renewals of expiring agreements and rental increases. If we were to lose these rights, our operations could be disrupted or we could be required to relocate the affected pipelines, which could cause a substantial decrease in our revenues and cash flows and a substantial increase in our costs.

*The future success of our oil and gas development and production operations depends in part upon our ability to develop additional oil and gas reserves that are economically recoverable, which involves risks that may result in a total loss of investment.*

The rate of production from oil and natural gas properties declines as reserves are depleted. Without successful development activities, the reserves, revenues and cash flows of the oil and gas producing assets within our CO<sub>2</sub> business segment will decline. We may not be able to develop or acquire additional reserves at an acceptable cost or have necessary financing for these activities in the future. Additionally, if we do not realize production volumes greater than, or equal to, our hedged volumes, we may suffer financial losses not offset by physical transactions.

Developing and operating oil and gas properties involves a high degree of business and financial risk that even a combination of experience, knowledge and careful evaluation may not be able to overcome. Acquisition and development decisions related to oil and gas properties include subjective judgments and assumptions that, while they may be reasonable, are by their nature speculative. It is impossible to predict with certainty the production potential of a particular property or well. Furthermore, the successful completion of a well does not ensure a profitable return on the investment. A variety of geological, operational and market-related factors may substantially delay or prevent completion of any well or otherwise prevent a property or well from being profitable.



*Our business requires the retention and recruitment of a skilled executive team and workforce, and difficulties recruiting and retaining executives and other key personnel could impair our ability to develop and implement our business strategy.*

Our success depends in part on the performance of and our ability to attract, retain and effectively manage the succession of a skilled executive team. We depend on our executive officers to develop and execute our business strategy. If we are not successful in retaining our executive officers, or replacing them, our business, financial condition or results of operations could be adversely affected. We do not maintain key personnel insurance.

In addition, our business requires the retention and recruitment of a skilled workforce, including engineers, technical personnel and other professionals. We and our affiliates compete with other companies in the energy industry for this skilled workforce. In addition, many of our current employees are retirement eligible and have significant institutional knowledge that must be transferred to other employees. If we are unable to (i) retain current employees; (ii) successfully complete the knowledge transfer; and/or (iii) recruit new employees of comparable knowledge and experience, our business could be negatively impacted. In addition, we could experience increased costs to retain and recruit these professionals.

#### ***Risks Related to Financing Our Business***

*Our substantial debt could adversely affect our financial health and make us more vulnerable to adverse economic conditions.*

As of December 31, 2024, we had approximately \$31.8 billion of consolidated debt (excluding debt fair value adjustments). Additionally, we and substantially all of our wholly owned U.S. subsidiaries are parties to a cross guarantee agreement under which each party to the agreement unconditionally guarantees the indebtedness of each other party, which means that we are liable for the debt of each of such subsidiaries. This level of consolidated debt and the cross guarantee agreement could have important consequences, such as (i) limiting our ability to obtain additional financing to fund our working capital, capital expenditures, debt service requirements or potential growth, or for other purposes; (ii) increasing the cost of our future borrowings; (iii) limiting our ability to use operating cash flow in other areas of our business or to pay dividends because we must dedicate a substantial portion of these funds to make payments on our debt; (iv) placing us at a competitive disadvantage compared to competitors with less debt; and (v) increasing our vulnerability to adverse economic and industry conditions.

Our ability to service our consolidated debt, and our ability to meet our consolidated leverage targets, will depend upon, among other things, our future financial and operating performance, which will be affected by prevailing economic conditions and financial, business, regulatory and other factors, many of which are beyond our control. If our consolidated cash flow is not sufficient to service our consolidated debt, and any future indebtedness that we incur, we will be forced to take actions such as reducing dividends, reducing or delaying our business activities, acquisitions, investments or capital expenditures, selling assets or seeking additional equity capital. We may also take such actions to reduce our indebtedness if we determine that our earnings (or consolidated EBITDA, as calculated in accordance with our revolving credit facility) may not be sufficient to meet our consolidated leverage targets or to comply with consolidated leverage ratios required under certain of our debt agreements. We may not be able to effect any of these actions on satisfactory terms or at all. For more information about our debt, see Note 8 "Debt" to our consolidated financial statements.

*Our business, financial condition and operating results may be affected adversely by adverse changes in the availability, terms and cost of capital or a reduction in the availability of credit.*

We may need to rely on external financing sources, including commercial borrowings and issuances of debt and equity securities, to fund acquisitions, capital projects or refinancing debt maturities. Adverse changes to the availability, terms and cost of capital, interest rates or our credit ratings (which would have a corresponding impact on the credit ratings of our subsidiaries that are party to the cross guarantee agreement) could cause our cost of doing business to increase by limiting our access to capital, including our ability to refinance maturities of existing indebtedness on similar terms, which could in turn reduce our cash flows, and could limit our ability to pursue acquisition or expansion opportunities. Our credit ratings may be impacted by our leverage, liquidity, credit profile and potential transactions. Although the ratings from credit agencies are not recommendations to buy, sell or hold our securities, our credit ratings will generally affect the market value of our and our subsidiaries' debt securities and the terms available to us for future issuances of debt securities.

Also, disruptions and volatility in the global financial markets may lead to an increase in interest rates or a contraction in credit availability, impacting our ability to finance our operations and strategy on favorable terms. A significant reduction in the availability of credit could materially and adversely affect our business, financial condition and results of operations.

*Our and our customers' access to capital could be affected by evolving financial institutions' policies concerning businesses linked to fossil fuels.*

Our and our customers' access to capital could be affected by financial institutions' evolving policies concerning businesses linked to fossil fuels. Concerns about the potential effects of climate change have caused some to direct their attention towards sources of funding for fossil-fuel energy companies, which has resulted in certain financial institutions, funds and other sources of capital restricting or eliminating their investment in such companies. Ultimately, this could make it more difficult for our customers to secure funding for exploration and production activities or for us to secure funding for growth projects, and consequently could both indirectly affect demand for our services and directly affect our ability to fund construction or other capital projects.

*Our large amount of debt makes us vulnerable to increases in interest rates to the extent we have variable-rate debt and maturing fixed-rate debt.*

As of December 31, 2024, we had approximately \$31.8 billion of consolidated debt (excluding debt fair value adjustments), including \$1.5 billion of senior notes maturing within the next 12 months, and approximately \$3.6 billion of debt subject to variable interest rates, either as short-term or long-term variable-rate debt obligations, or as long-term fixed-rate debt effectively converted to variable rates through the use of interest rate swaps. In response to increasing inflation, the U.S. Federal Reserve raised interest rates over the period from March 2022 to July 2023 before beginning rate reductions in September 2024 due to slowing inflation. There can be no assurance that the U.S. Federal reserve will continue rate reductions, will not resume rate increases or regarding the pace at which any such reductions or increases could occur. If and to the extent that interest rates increase, our costs to refinance maturities of existing indebtedness may also increase, as will the amount of cash required to service variable-rate debt, and our earnings and cash flows could be adversely affected.

For more information about our interest rate risk, see Item 7A. "Quantitative and Qualitative Disclosures About Market Risk—Interest Rate Risk."

*Our debt instruments may limit our financial flexibility and increase our financing costs.*

The instruments governing our debt contain restrictive covenants that may prevent us from engaging in certain transactions that may be beneficial to us. Some of the agreements governing our debt generally require us to comply with various affirmative and negative covenants, including the maintenance of certain financial ratios and restrictions on (i) incurring additional debt; (ii) entering into mergers, consolidations and sales of assets; (iii) granting liens; and (iv) entering into sale-leaseback transactions. The instruments governing any future debt may contain similar or more limiting restrictions. Our ability to respond to changes in business and economic conditions and to obtain additional financing, if needed, may be restricted.

#### **Risks Related to Regulation**

*The FERC or state public utility commissions, such as the CPUC, may establish pipeline tariff rates that have a negative impact on us. In addition, the FERC, state public utility commissions or our customers could initiate proceedings or file complaints challenging the tariff rates charged by our pipelines, which could have an adverse impact on us.*

The profitability of our regulated pipelines is influenced by fluctuations in costs and our ability to recover any increases in our costs in the rates charged to our shippers. To the extent that our costs increase in an amount greater than what we are permitted by the FERC or state public utility commissions to recover in our rates, or to the extent that there is a lag before we can file for and obtain rate increases, such events can have a negative impact on our operating results.

Our existing rates may also be challenged by complaint or protest. Regulators and shippers on our pipelines have rights to challenge, and have challenged, the rates we charge under certain circumstances prescribed by applicable regulations. Some shippers on our pipelines have filed complaints with the regulators seeking prospective reductions in the tariff rates and, in the case of a protest to a rate filing, seeking substantial refunds for alleged overcharges during the years in question. Further, the FERC has initiated and may continue to initiate investigations to determine whether our interstate natural gas pipeline rates are just and reasonable. Please read Note 17 "Litigation and Environmental" to our consolidated financial statements for a description of material pending challenges to the rates we charge on our pipelines. We are unable to predict the extent to which these proceedings will result in lower transportation rates on our pipelines, and in the case of a protest, refunds for alleged overcharges. Any successful challenge to our rates could materially adversely affect our future earnings, cash flows and financial condition.

*New laws, policies, regulations, rulemaking and oversight, as well as changes to those currently in effect, could adversely impact our earnings, cash flows and operations.*

Our assets and operations are subject to extensive regulation and oversight by federal, state and local regulatory authorities. Legislative changes, as well as regulatory actions taken by these authorities, have the potential to adversely affect our profitability. Additional regulatory burdens and uncertainties will be created if and to the extent that more stringent energy and environmental and pipeline safety policies are enacted. In recent years, we saw an increase in the efforts of regulatory authorities to issue new regulations and guidance and to interpret existing laws and regulations in ways that promoted the use of renewable energy sources and further protection of the environment, called upon companies to increase monitoring and emissions reduction efforts, and increased investigations and enforcement actions for potential violations of environmental laws. For example, in December 2023, the EPA finalized a rule containing standards of performance for methane and volatile organic compound emissions from crude oil and natural gas sources, including the production, processing, and transmission and storage segments. In addition, a certain degree of regulatory uncertainty is created by the recent change in U.S. presidential administrations. It remains unclear specifically what the new administration may do with respect to future policies and regulations that may affect us.

These types of rules and others that are currently proposed, if finalized, would affect our assets and operations indirectly, such as by increasing the costs associated with the production of natural gas and liquids that we transport, or directly, such as by increasing significantly our capital and operating costs associated with impacted equipment or subjecting us to the potential for regulatory penalties associated with the inability to comply with the rules in the timeframe allotted.

The EPA's final rule known as the "Good Neighbor Plan" (the Plan) was predicated on the EPA's disapproval of numerous state implementation plans, or SIPs, submitted under the interstate transport (Good Neighbor) provisions of the Clean Air Act for the 2015 Ozone NAAQS and became effective on August 4, 2023. The Plan imposes prescriptive emission standards for several sectors, including new and existing reciprocating internal combustion engines of a certain size used in pipeline transportation of natural gas. The Plan's emission standards would require installation of more stringent air pollution controls on hundreds of existing internal combustion engines used by our Natural Gas Pipelines business segment by May 1, 2026, except for any compliance schedule extensions granted by the EPA, which would need to be supported by us and approved by the EPA on an engine-by-engine basis. Multiple legal challenges have been filed, including by states seeking review of SIP disapprovals (12 of which have received stays pending review) and by us. On June 27, 2024, the Supreme Court granted a temporary stay of the Plan until a disposition of a review of the Plan by the U.S. Court of Appeals for the D.C. Circuit and any appeal of that decision to the Supreme Court. See Note 17, "Litigation and Environmental—*Environmental Matters—Challenge to Federal "Good Neighbor Plan,"*" to our consolidated financial statements. On February 6, 2025, the EPA filed a motion asking the U.S. Court of Appeals for the D.C. Circuit to hold the cases in abeyance for 60 days to allow the Trump Administration time to familiarize themselves with the Plan, receive briefing from the EPA about the cases and the Plan, and decide what action on the Plan, if any, is necessary. If the Plan were to remain in effect in its current form (including full compliance by a revised compliance deadline accounting for the stays, and assuming failure of all pending challenges to SIP disapprovals and no successful challenge to the Plan), we currently estimate that the Plan would have a material adverse impact on us. See Item 7. "*Management's Discussion and Analysis of Financial Condition and Results of Operations—Liquidity and Capital Resources—Capital Expenditures—Impact of Regulation.*" We are unable to predict whether pending legal challenges will ultimately result in changes to the Plan or how those changes, if any, would impact us.

These and other initiatives of regulatory authorities may affect our assets and operations directly or indirectly, such as by preventing or delaying the exploration for and production of natural gas and liquids that we transport or expanding regulation of existing infrastructure or new sources that are not currently regulated.

Regulation affects almost every part of our business. In addition to environmental and pipeline safety matters, we are subject to regulations extending to such matters as (i) federal, state, local and foreign taxation; (ii) rates (which include reservation, commodity, surcharges, fuel and gas lost and unaccounted for), operating terms and conditions of service; (iii) the types of services we may offer to our customers; (iv) the contracts for service entered into with our customers; (v) the certification and construction of new facilities; (vi) the costs of raw materials, such as steel, which may be affected by tariffs (such as those proposed by the new U.S. presidential administration) or otherwise; (vii) the integrity, safety and security (including against cyber-attacks) of facilities and operations; (viii) the acquisition of other businesses; (ix) the acquisition, extension, disposition or abandonment of services or facilities; (x) reporting and information posting requirements; (xi) the maintenance of accounts and records; and (xii) relationships with affiliated companies involved in various aspects of the natural gas and energy businesses.

If we fail to comply with any applicable statutes, rules, regulations, and orders of such regulatory authorities, we could be subject to substantial penalties and fines and potential loss of government contracts. New laws or regulations, or different

interpretations of existing laws or regulations, including unexpected policy changes, applicable to our income, operations, assets or another aspect of our business could have a material adverse impact on our earnings, cash flow, financial condition and results of operations. For more information, see Items 1 and 2. *"Business and Properties—Narrative Description of Business—Industry Regulation."*

*Environmental, health and safety laws and regulations could expose us to significant costs and liabilities.*

Our operations are subject to extensive federal, state and local laws, regulations and potential liabilities arising under or relating to the protection or preservation of the environment, natural resources and human health and safety. Such laws and regulations affect many aspects of our past, present and future operations, and generally require us to obtain and comply with various environmental registrations, licenses, permits, inspections and other approvals. It is possible that costs associated with complying with the aforementioned laws will change depending on the emphasis regulatory authorities are placing on protection of the environment and environmental justice considerations. Liability under such laws and regulations may be incurred without regard to fault under CERCLA, the Resource Conservation and Recovery Act, the Federal Clean Water Act, the Oil Pollution Act, or analogous state laws, as a result of the presence or release of hydrocarbons or hazardous substances into or through the environment, and these laws may require response actions and remediation and may impose liability for natural resource and other damages. Private parties, including the owners of properties through which our pipelines pass, also may have the right to pursue legal actions to enforce compliance as well as to seek damages for non-compliance with such laws and regulations or for personal injury or property damage. Our insurance may not cover all environmental risks and costs and/or may not provide sufficient coverage in the event an environmental claim is made against us.

Failure to comply with these laws and regulations, including required permits and other approvals, also may expose us to civil, criminal and administrative fines, penalties and/or interruptions in our operations that could harm our business, financial position, results of operations and prospects. For example, if a leak, release or spill of liquid petroleum products, chemicals or hazardous substances occurs at or from our pipelines, shipping vessels or storage or other facilities, we may experience significant operational disruptions, and we may have to pay a significant amount to clean up or otherwise respond to the leak, release or spill, pay government penalties, address natural resource damage, compensate for human exposure or property damage, install costly pollution control equipment or undertake a combination of these and other measures.

We own and/or operate numerous properties and equipment that have been used for many years in connection with our business activities and contain hydrocarbons or hazardous substances. While we believe we have utilized operating, handling and disposal practices that were consistent with industry practices at the time, hydrocarbons or hazardous substances may have been released at or from properties and equipment owned, operated or used by us or our predecessors, or at or from properties where our or our predecessors' wastes have been taken for disposal. In addition, many of these properties have been owned and/or operated by third parties whose management, handling and disposal of hydrocarbons or hazardous substances were not under our control. These properties and any hazardous substances released and wastes disposed at or from them may be subject to U.S. laws such as CERCLA, which impose joint and several liability without regard to fault or the legality of the original conduct. Under such laws, we could be required to remove previously disposed wastes, remediate property contamination or both, including contamination caused by prior owners or operators. Furthermore, it is possible that some wastes that are currently classified as non-hazardous, which could include wastes currently generated during our pipeline or liquids or bulk terminal operations or wastes from oil and gas facilities that are currently exempt as being exploration and production waste, may in the future be designated as hazardous wastes. Hazardous wastes are subject to more rigorous and costly handling and disposal requirements than non-hazardous wastes. Such changes in the regulations may result in additional capital expenditures or operating expenses for us.

Environmental and health and safety laws and regulations are subject to change. The long-term trend in environmental regulation has been to place more restrictions and limitations on activities that may be perceived to affect the environment, wildlife, natural resources and human health, including without limitation, the exploration, development, storage and transportation of oil and gas. For example, the Federal Clean Air Act and other similar federal and state laws and regulations are subject to amendment, which could result in more stringent emission control requirements obligating us to make significant capital expenditures at our facilities. Several state and federal agencies have also increased their daily and maximum penalty amounts in recent years. There can be no assurance as to the amount or timing of future expenditures for environmental compliance or remediation, and actual future expenditures may be different from the amounts we currently anticipate.

New or revised regulations that result in increased compliance costs or additional operating restrictions, particularly if those costs are not fully recoverable from our customers, as well as increased penalty amounts for inadvertent non-compliance, could have a material adverse effect on our business, financial position, results of operations and prospects. For more information, see Items 1 and 2. *"Business and Properties—Narrative Description of Business—Environmental Matters."*

*Increased regulatory requirements relating to the safety and integrity of our pipelines may require us to incur significant capital and operating expenses.*

We are subject to extensive laws and regulations related to pipeline safety and integrity at the federal and state levels. There are, for example, regulations issued by PHMSA for pipeline operators in the areas of design, operations, maintenance, integrity management, qualification and training, emergency response, control room management, and public awareness. We expect the costs of compliance with these regulations, including integrity management rules, will continue to be substantial. The majority of compliance costs relate to pipeline integrity management regulations, which include enhanced assessment and repair requirements in HCAs, and compliance with recently issued regulations which impose additional assessment and repair criteria for gas pipelines in MCAs. Technological advances in in-line inspection tools, identification of additional threats to a pipeline's integrity and changes to the amount of pipeline determined to be located in HCAs or MCAs can have a significant impact on integrity testing and repair costs. Repairs or upgrades deemed necessary to address results of integrity assessments and other testing and/or ensure the continued safe and reliable operation of our pipelines and pipeline facilities could cause us to incur significant and unanticipated capital and operating expenditures. Such expenditures will vary depending on the number of repairs determined to be necessary as a result of integrity assessments and other testing. We also anticipate incurring substantial costs associated with PHMSA's requirements for reconfirming the MAOP of certain gas pipelines.

Further, additional laws and regulations that may be enacted in the future or a new interpretation of existing laws and regulations could significantly increase our compliance expenditures. Pipeline safety regulations or changes to such regulations may require additional leak detection, reporting, the replacement of certain pipeline segments or equipment, addition of monitoring equipment and more frequent monitoring, inspection or testing of our pipeline facilities. Repair, remediation, and preventative or mitigating actions may require significant capital and operating expenditures. Pipeline safety regulation has increased over time, including recent revised gas and hazardous liquid regulations that we must timely implement, and existing obligations may increase with new proposed rules that are currently under consideration. For example, PHMSA has issued a proposed rulemaking with expansive pipeline leak detection and repair requirements that is proposed to be applicable to gas pipelines, LNG facilities and underground natural gas storage facilities. PHMSA is also working on a final rulemaking regarding requirements for pipelines located in coastal ecological unusually sensitive areas, as well as a final rule that updates requirements for responding to changes in class location for gas pipelines. In addition, PHMSA is working on a number of proposed rulemakings, including those related to (i) updating regulations for LNG facilities; (ii) requirements for idled gas and liquid pipelines; (iii) revising requirements for transportation of CO<sub>2</sub> in the liquid phase as well as establishing regulation of the transportation of gaseous CO<sub>2</sub>; (iv) oil spill response plans; and (v) liquid pipeline repair criteria.

Congress is working on the reauthorization of the Pipeline Safety Act, which is expected to be enacted in 2025 and could further expand PHMSA's current rulemaking agenda and/or statutory authority in certain areas. There can be no assurance as to the amount or timing of future expenditures for pipeline safety and integrity regulation, and actual future expenditures may be different from the amounts we currently anticipate. Revised or additional regulations that result in increased compliance costs or additional operating restrictions, particularly if those costs are not deemed by regulators to be fully recoverable from our customers, could have a material adverse effect on our business, financial position, results of operations and prospects.

*Climate-related risks and related regulation could result in significantly increased operating and capital costs for us and could reduce demand for our products and services.*

Various laws and regulations exist or are under development that seek to regulate the emission of GHGs such as methane and CO<sub>2</sub>, including the EPA programs to control GHG emissions, PHMSA's existing leak detection and repair requirements and additional requirements proposed by PHMSA in accordance with its Congressional mandate, state actions to develop statewide or regional programs, and regulations by foreign governments that restrict imports. Existing EPA regulations require us to report GHG emissions in the U.S. from sources such as our larger natural gas compressor stations, fractionated NGL, and production of naturally occurring CO<sub>2</sub> (for example, from our McElmo Dome CO<sub>2</sub> field), even when such production is not emitted to the atmosphere. In addition, the European Union has approved a law to impose limits on methane emissions applicable to imports of natural gas and crude oil beginning in 2030. Proposed approaches to further address GHG emissions include establishing GHG "cap-and-trade" programs, increased efficiency standards, participation in international climate agreements and incentives or mandates for pollution reduction, use of renewable energy sources or use of alternative fuels with lower carbon content. For more information about climate change regulation, see Items 1 and 2. "*Business and Properties—Narrative Description of Business—Environmental Matters—Climate Change.*"

Adoption of any such laws or regulations could increase our costs to operate and maintain our facilities, expand existing facilities or construct new facilities. We could be required to install new emission controls on our facilities, acquire allowances for our GHG emissions, pay taxes related to our GHG emissions and administer and manage a GHG emissions reduction program, and such increased costs could be significant. Recovery of such increased costs from our customers is uncertain in all

cases and may depend on events beyond our control, including the outcome of future rate proceedings before the FERC. Such laws or regulations could also lead to reduced demand for hydrocarbon products that are deemed to contribute to emissions of GHGs, increases in the costs for such products or restrictions on their use, which in turn could adversely affect demand for our products and services. See also “—Business Risks—We are subject to reputational risks and risks relating to public opinion.” and “—Business Risks—Hurricanes, earthquakes, flooding and other natural disasters, as well as subsidence and coastal erosion and climate-related physical risks, could have an adverse effect on our business, financial condition and results of operations.”

In March 2024, the SEC finalized rules requiring significant new climate-related disclosure in SEC filings, including certain climate-related metrics and GHG emissions data, and third-party attestation requirements. In April 2024, the SEC voluntarily stayed the effectiveness of the new rules, pending judicial review, and on February 11, 2025, the Acting Chairman of the SEC directed the SEC staff to request that the court not schedule the case for argument to provide time for the SEC to deliberate and determine the appropriate next steps in the cases. The State of California also has enacted legislation requiring climate-related disclosures. Other U.S. states have announced similar proposed regulations. These types of regulations may expose us to significant additional compliance costs. Some customers and other third parties also have begun requesting disclosures from us related to their own reporting obligations. At this time, we cannot predict the costs of compliance with, or other potential adverse impacts resulting from, these or similar future rules that may be adopted.

Any of the foregoing could have adverse effects on our business, financial position, results of operations or cash flows.

*Increased regulation of exploration and production activities, including activity on public lands, could result in reductions or delays in drilling and completing new oil and natural gas wells, as well as reductions in production from existing wells, which could adversely impact the volumes of natural gas transported on our natural gas pipelines and our own oil and gas development and production activities.*

We gather, process or transport crude oil, natural gas or NGL from several areas, including lands that are federally managed. Policy and regulatory initiatives or legislation by Congress may decrease access to federally managed lands or increase the regulatory burdens associated with using these lands to produce crude oil or natural gas, or both. From 2021 to 2024, the federal government deprioritized onshore leasing and its review of applications for permits to drill. Third-party interest groups and members of the oil and gas industry have initiated litigation challenging decisions to approve or prohibit oil and gas activities on federally managed lands.

In addition, oil and gas development and production activities are subject to increasing regulation at the federal, state and local levels. For example, there have been initiatives at the federal and state levels to regulate or otherwise restrict the use of certain hydraulic fracturing activities, and many states are promulgating stricter requirements related not only to well development but also to compressor stations and other facilities in the oil and gas industry. These activities are subject to laws and regulations regarding the acquisition of permits before drilling, restrictions on drilling activities and location, emissions into the environment, water discharges, transportation of hazardous materials, and storage and disposition of wastes. In addition, legislation has been enacted that requires well and facility sites to be abandoned and reclaimed to the satisfaction of state authorities.

Adoption of legislation or regulations restricting these activities in our areas of operations could impose operational delays, increased operating costs and additional regulatory burdens on exploration and production operators, which could reduce their production of crude oil, natural gas or NGL and, in turn, adversely affect our revenues, cash flows and results of operations by decreasing the volumes of these commodities that we handle. These laws and regulations may also adversely affect our own oil and gas development and production activities.

*The Jones Act includes restrictions on ownership by non-U.S. citizens of our U.S. point-to-point maritime shipping vessels, and failure to comply with the Jones Act, or changes to or a repeal of the Jones Act, could limit our ability to operate our vessels in the U.S. coastwise trade, result in the forfeiture of our vessels or otherwise adversely impact our earnings, cash flows and operations.*

We are subject to the Jones Act, which generally restricts U.S. point-to-point maritime shipping to vessels operating under the U.S. flag, built in the U.S., owned and operated by U.S.-organized companies that are controlled and at least 75% owned by U.S. citizens and crewed by predominately U.S. citizens. Our business would be adversely affected if we fail to comply with the Jones Act provisions on coastwise trade. If we do not comply with any of these requirements, we would be prohibited from operating our vessels in the U.S. coastwise trade and, under certain circumstances, we could be deemed to have undertaken an unapproved transfer to non-U.S. citizens that could result in severe penalties, including permanent loss of U.S. coastwise

trading rights for our vessels, fines or forfeiture of vessels. Our business could be adversely affected if the Jones Act were to be modified or repealed so as to permit foreign competition that is not subject to the same U.S. government-imposed burdens.

### ***Risks Related to Ownership of Our Capital Stock***

*The guidance we provide for our anticipated dividends is based on estimates. Circumstances may arise that lead to conflicts between using funds to pay anticipated dividends or to invest in our business.*

We disclose in this report and elsewhere the anticipated cash dividends on our common stock. These reflect our current judgment, but as with any estimate, they may be affected by inaccurate assumptions and other risks and uncertainties, many of which are beyond our control. See “*Information Regarding Forward-Looking Statements*” at the beginning of this report. If our Board elects to pay dividends at the anticipated level and that action would leave us with insufficient cash to take timely advantage of growth opportunities (including through acquisitions), to meet any large unanticipated liquidity requirements, to fund our operations, to maintain our leverage metrics or otherwise to properly address our business prospects, our business could be harmed.

Conversely, a decision to address such business needs might lead to the payment of dividends below the anticipated levels. As events present themselves or become reasonably foreseeable, our Board which determines our business strategy and our dividends, may decide to address those matters by reducing our anticipated dividends. Alternatively, because nothing in our governing documents or credit agreements prohibits us from borrowing to pay dividends, we could choose to incur debt to enable us to pay our anticipated dividends. This would add to our substantial debt discussed above under “*Risks Related to Financing Our Business—Our substantial debt could adversely affect our financial health and make us more vulnerable to adverse economic conditions.*”

*Our certificate of incorporation restricts the ownership of our common stock by non-U.S. citizens within the meaning of the Jones Act. These restrictions may affect the liquidity of our common stock and may result in non-U.S. citizens being required to sell their shares at a loss.*

The Jones Act requires, among other things, that at least 75% of our common stock be owned at all times by U.S. citizens, as defined under the Jones Act, in order for us to own and operate vessels in the U.S. coastwise trade. As a safeguard to help us maintain our status as a U.S. citizen, our certificate of incorporation provides that, if the number of shares of our common stock owned by non-U.S. citizens exceeds 22%, we have the ability to redeem shares owned by non-U.S. citizens to reduce the percentage of shares owned by non-U.S. citizens to 22%. These redemption provisions may adversely impact the marketability of our common stock, particularly in markets outside of the U.S. Further, those stockholders would not have control over the timing of such redemption and may be subject to redemption at a time when the market price or timing of the redemption is disadvantageous. In addition, the redemption provisions might have the effect of impeding or discouraging a merger, tender offer or proxy contest by a non-U.S. citizen, even if it were favorable to the interests of some or all of our stockholders.

### **Item 1B. Unresolved Staff Comments.**

None.

### **Item 1C. Cybersecurity.**

#### ***Cybersecurity Risk Management and Strategy***

We employ a comprehensive strategy for identifying and addressing cybersecurity risks that is consistent with the security directives issued by TSA where required and aligned with the U.S. Department of Commerce’s National Institute of Standards and Technology Framework for Improving Critical Infrastructure Cybersecurity. This framework outlines standards and practices to promote the protection of critical infrastructure. We utilize a risk-based approach that focuses on critical systems where failure or exploitation could potentially impact the safety or reliability of our key assets or operations. Cybersecurity risks are integrated into our overall risk management processes, including, for example, quarterly security briefings with senior management, tabletop exercises with operations, finance and other company personnel, and by employing a continuous improvement model for our cyber protection strategy that is aligned with the DHS’s National Infrastructure Protection Plan risk management framework.

Our management team has engaged third-party experts to provide guidance related to management of supply chain cybersecurity risks. Our strategy includes both short- and long-term initiatives to increase the security surrounding our assets and is supplemented using third-party threat monitoring, rigorous security protocols, and government partnerships. We perform

cybersecurity assessments with respect to third parties who provide critical services or who have access to or store critical confidential data.

We have not identified any cybersecurity threats that have materially impaired or are reasonably likely to materially impair our operations or financial standing. Please read Item 1A. *“Risk Factors—Risks Related to Our Business—A breach of information security or the failure of one or more key IT or operational (OT) systems, or those of third parties, may adversely affect our business, results of operations or business reputation.”* and *“Attacks, including acts of terrorism or cyber sabotage, or the threat of such attacks, may adversely affect our business or reputation.”* for discussions of risks from cybersecurity threats we face.

#### *Measures We Take to Monitor and our Procedures for Responding to Data Breaches or Cyberattacks*

We have made investments to address data and cybersecurity risks. These investments include our use of continuous third-party security monitoring of our network perimeters, advanced persistent threat group monitoring to keep us informed of emerging serious threats, standardization of our network security architecture which separates business and supervisory control and data acquisition (SCADA) networks, and security information and event management software systems.

Our critical business systems are fully redundant and backed up at separate locations. Separate business and SCADA networks allow for isolation of potential threats and enhances the security of these systems. Our security systems correlate security events and aggregate security-related incident data, such as malware activity and other possible malicious activities. This system sends alerts if the data analysis shows that an activity could be a potential security issue. Security functionality is continuously monitored by our network operations center, and our network traffic is analyzed for signs of malicious activity through the CyberSentry program, which is managed by DHS's Cybersecurity and Infrastructure Security Agency and a third-party security operations center, which operates continuously. We maintain a dedicated SCADA group within our IT department to evaluate and respond to significant events and incidents that may impact our operations. Anti-virus solutions are deployed on the SCADA systems and workstations in our data centers and control centers.

Our processes and cybersecurity plans are part of our overall emergency response plans, and we conduct simulated exercise drills, including with multiple U.S. government agencies and peer companies, to enhance our preparedness and provide for continual process improvement.

If data and network defenses are bypassed, processes detailed in our Cyber Incident Response Plan would help identify, contain and eradicate threats and bring our systems back online if needed. Additionally, the plan requires that the appropriate level of our management be made aware of incidents and be updated as the situation warrants.

#### *Vulnerability Assessments and Penetration Testing*

We hire an independent third-party cybersecurity firm to perform penetration testing annually. The third-party checks for vulnerabilities on our external and internal network perimeters. If vulnerabilities are found, corrective actions are implemented to remediate any issues.

#### *Government and Industry Group Engagement*

We engage with a wide variety of government agencies and industry groups to enable cross-sharing of information and to identify opportunities to improve our security, including active participation in IT Sector Coordinating Councils and attendance at classified briefings and security architecture reviews hosted by the U.S. Department of Energy, the U.S. Federal Bureau of Investigation and DHS. Partnership with these agencies provides us with intelligence on a wide range of critical infrastructure protection and cybersecurity issues as well as an opportunity to exchange best practices.

#### *Employee Training*

Our employees are required to take annual cyber and physical security training designed to help employees guard our cyber and physical data. Employees are tested regularly on cybersecurity, and cybersecurity performance is considered in annual employee performance reviews.



## **Cybersecurity Governance Structures**

### *Management's Role in Managing Cybersecurity Risk*

We are committed to protecting sensitive information and have a dedicated cybersecurity group within our IT department that is overseen by our Chief Information Officer. This group provides a quarterly cybersecurity report to our senior management, including the Chief Executive Officer, President, Chief Financial Officer, Chief Operating Officer, Chief Administrative Officer, Chief Information Officer, General Counsel, business segment Presidents and the Vice President—Corporate Security. This senior management team is involved in all significant cybersecurity decisions, including efforts undertaken to comply with the security directives issued by the TSA. Our Chief Information Officer and, occasionally, our Chief Executive Officer and our General Counsel have attended classified briefings on cybersecurity in Washington, D.C. In addition to the quarterly reports to senior management, the cybersecurity team prepares broader management briefings that include updates regarding company-wide cybersecurity matters and initiatives and provide a forum for discussing data security risk solutions and formulating action plans.

Management of our cybersecurity team has extensive experience and training related to cybersecurity matters. These leaders hold top-secret clearance from the U.S. federal government and have attended classified briefings from relevant federal agencies. Our cybersecurity team has in excess of 100 years of combined cybersecurity experience as of year-end 2024, and members of the team hold various specialized certifications related to cybersecurity, including training related to penetration testing and information system auditing.

### *The Board's Role in Cybersecurity Risk Oversight*

The Audit Committee of our Board has oversight responsibility related to cybersecurity risk and is briefed quarterly by our Chief Information Officer on cybersecurity risk, our cybersecurity management program and initiatives, and, if applicable, notable cybersecurity events. In the event of a significant cybersecurity incident, our Chief Executive Officer will notify the Chairman of the Board or, in that person's absence, the lead independent director of the Board.

### **Item 3. Legal Proceedings.**

See Note 17 "Litigation and Environmental" to our consolidated financial statements.

### **Item 4. Mine Safety Disclosures.**

Except for one terminal facility that is in temporary idle status with the Mine Safety and Health Administration, we do not own or operate mines for which reporting requirements apply under the mine safety disclosure requirements of the Dodd-Frank Act. We have not received any specified health and safety violations, orders or citations, related assessments or legal actions, mining-related fatalities, or similar events requiring disclosure pursuant to the mine safety disclosure requirements of the Dodd-Frank Act for the year ended December 31, 2024.

## PART II

### Item 5. Market for Registrant's Common Equity, Related Stockholder Matters and Issuer Purchases of Equity Securities.

Our Class P common stock is listed for trading on the NYSE under the symbol "KML."

As of February 12, 2025, we had 9,082 holders of record of our Class P common stock, which does not include beneficial owners whose shares are held by a nominee, such as a broker or bank.

For information on our equity compensation plans, see Note 9 "Share-based Compensation and Employee Benefits —Share-based Compensation" to our consolidated financial statements. For information about our expectations regarding dividends, please see Item 7. "Management's Discussion and Analysis of Financial Condition and Results of Operations—General—2025 Dividends and Discretionary Capital."

### Item 6. [Reserved]

### Item 7. Management's Discussion and Analysis of Financial Condition and Results of Operations.

The following discussion and analysis should be read in conjunction with our consolidated financial statements and the notes thereto. We prepared our consolidated financial statements in accordance with GAAP. Additional sections in this report which should be helpful to the reading of our discussion and analysis include the following: (i) a description of our business strategy found in Items 1 and 2. "Business and Properties—Narrative Description of Business—Business Strategy;" (ii) a description of developments during 2024, found in Items 1 and 2. "Business and Properties—General Development of Business—Recent Developments;" (iii) a description of terms for services and commodities we provide, found in Items 1 and 2. "Business and Properties—Narrative Description of Business—Business Segments;" (iv) a description of risk factors affecting us and our business, found in Item 1A. "Risk Factors;" and (v) a discussion of forward-looking statements, found in "Information Regarding Forward-Looking Statements" at the beginning of this report.

A comparative discussion of our 2023 to 2022 operating results can be found in Item 7. "Management's Discussion and Analysis of Financial Condition and Results of Operations—Results of Operations" included in our Annual Report on Form 10-K for the year ended December 31, 2023 filed with the SEC on February 20, 2024.

#### General

##### Acquisitions and Divestitures

Following are acquisitions and divestitures we made during the 2024 reporting period. See Note 3 "Acquisitions and Divestitures" to our consolidated financial statements for further information on these transactions.

Event	Description	Business Segment
North McElroy Unit acquisition \$61 million (June 2024)	We acquired AVAD Energy Partners' interest in the North McElroy Unit (NMU). NMU is an existing waterflood that currently produces approximately 1,250 Bbl/d of crude oil. Our analysis suggests that NMU could be a candidate for CO <sub>2</sub> flooding.	CO <sub>2</sub> (Oil and Gas Producing activities)
CO <sub>2</sub> assets divestiture \$18 million (June 2024)	We sold our interests in the Katz Unit, Goldsmith Landreth San Andres Unit, Tall Cotton Field and Reinecke Unit, along with certain shallow interests in the Diamond M Field, all located in the Permian Basin, and received a leasehold interest in an undeveloped leasehold directly adjacent to the SACROC unit.	CO <sub>2</sub> (Oil and Gas Producing activities)
Oklahoma assets divestiture \$43 million (February 2024)	We sold our Oklahoma midstream assets consisting of our Oklahoma system and Cedar Cove.	Natural Gas Pipelines (Midstream)

Additionally, on January 13, 2025, we announced that we had entered into an agreement to purchase a natural gas gathering and processing system in North Dakota from Outrigger Energy II LLC for a cash payment of \$640 million. The acquisition includes a 0.27 Bcf/d processing facility and a 104-mile, large-diameter, high-pressure rich gas gathering header pipeline with 0.35 Bcf/d of capacity connecting supplies from the Williston Basin area to high-demand markets. With this transaction, we expect to reduce future capital expenditures needed to accommodate the growth of our existing Bakken

customers. Initially, we plan to fund the transaction with short-term borrowings and cash on hand. Subject to customary closing conditions and regulatory approval, this transaction is expected to close in the first quarter of 2025.

### **2025 Dividends and Discretionary Capital**

We expect to declare dividends of \$1.17 per share for 2025, a 2% increase from the 2024 declared dividends of \$1.15 per share. We also expect to invest \$2.3 billion in expansion projects and contributions to joint ventures, or discretionary capital expenditures, during 2025.

The expectations for 2025 discussed above involve risks, uncertainties and assumptions, and are not guarantees of performance. Many of the factors that will determine these expectations are beyond our ability to control or predict, and because of these uncertainties, it is advisable not to put undue reliance on any forward-looking statement. Please read “*Information Regarding Forward-Looking Statements*” at the beginning of this report and Item 1A. “*Risk Factors*” for more information.

### **Critical Accounting Estimates**

Critical accounting estimates and assumptions involve material levels of subjectivity and complex judgement to account for highly uncertain matters or matters with a high susceptibility to change, and could result in a material impact to our financial statements. Examples of certain areas that require more judgment relative to others when preparing our consolidated financial statements and related disclosures include our use of estimates in determining (i) revenue recognition; (ii) income taxes; (iii) the economic useful lives of our assets and related depletion rates; (iv) the fair values used in (a) assignment of the purchase price for a business acquisition, (b) calculations of possible asset and equity investment impairment charges, (c) calculation for the annual goodwill impairment test (or interim tests if triggered), and (d) recording derivative contract assets and liabilities; (v) reserves for environmental claims, legal fees, transportation rate cases and other litigation liabilities; (vi) provisions for credit losses; and (vii) exposures under contractual indemnifications. We routinely evaluate these estimates, utilizing historical experience, consultation with experts and other methods we consider reasonable in the particular circumstances. Nevertheless, actual results may differ significantly from our estimates, and any effects on our business, financial position or results of operations resulting from revisions to these estimates are recorded in the period in which the facts that give rise to the revision become known.

For a summary of our significant accounting policies, see Note 2 “Summary of Significant Accounting Policies” to our consolidated financial statements and the following discussion for further information regarding critical accounting estimates and assumptions used in the preparation of our financial statements. For discussion on our hedging activities and related sensitivities to our estimates, see Note 13 “Risk Management” to our consolidated financial statements and Item 7A. “*Quantitative and Qualitative Disclosures About Market Risk*,” respectively.

### **Impairments**

In addition to our annual testing of impairment for goodwill, we evaluate impairment of our long-lived assets when a triggering event occurs. Management applies judgment in determining whether there is an impairment indicator. Fair value calculated for the purpose of testing our long-lived assets, including intangible assets, goodwill and equity method investments, for impairment involves the use of significant estimates and assumptions regarding the timing and amounts of future cash inflows and outflows, discount rates, market prices and asset lives, among other items. The estimates and assumptions can be affected by a variety of factors, including external factors such as industry and economic trends, and internal factors such as changes in our business strategy and our internal forecasts. An estimate of the sensitivity to changes in underlying assumptions of a fair value calculation is not practicable, given the numerous assumptions that can materially affect our estimates.

### **Environmental Matters**

With respect to our environmental exposure, we utilize both internal staff and external experts to assist us in identifying environmental issues and in estimating the costs and timing of remediation efforts. Our accrual of environmental liabilities often coincides either with our completion of a feasibility study or our commitment to a formal plan of action, but generally, we recognize and/or adjust our probable environmental liabilities, if necessary or appropriate, following quarterly reviews of potential environmental issues and claims that could impact our assets or operations. In recording and adjusting environmental liabilities, we consider the effect of environmental compliance, pending legal actions against us, and potential third-party liability claims. For more information on environmental matters, see Part I, Items 1 and 2. “*Business and Properties—Narrative Description of Business—Environmental Matters*.” For more information on our environmental disclosures, see Note 17 “Litigation and Environmental” to our consolidated financial statements.

## Legal and Regulatory Matters

Many of our operations are regulated by various U.S. regulatory bodies, and we are subject to legal and regulatory matters as a result of our business operations and transactions. We utilize both internal and external counsel in evaluating our potential exposure to adverse outcomes from orders, judgments or settlements. Any such liability recorded is revised as better information becomes available. Accordingly, to the extent that actual outcomes differ from our estimates, or additional facts and circumstances cause us to revise our estimates, our earnings will be affected. For more information on regulatory matters, see Part I, Items 1 and 2. "Business and Properties—Narrative Description of Business—Industry Regulation." For more information on legal proceedings, see Note 17 "Litigation and Environmental" to our consolidated financial statements.

## Employee Benefit Plans

Our pension and OPEB obligations and net benefit costs are primarily based on actuarial calculations. A significant assumption we utilize is the discount rate used in calculating our benefit obligations. The selection of assumptions used in the actuarial calculations of our pension and OPEB plans is further discussed in Note 9 "Share-based Compensation and Employee Benefits" to our consolidated financial statements.

Actual results may differ from the assumptions included in these calculations, and as a result, our estimates associated with our pension and OPEB obligations can be, and have been revised in subsequent periods. The income statement impact of the changes in the assumptions on our related benefit obligations are deferred and amortized into income over either the period of expected future service of active participants, or over the expected future lives of inactive plan participants.

The following sensitivity analysis shows the estimated impact of a 1% change in the primary assumptions used in our actuarial calculations associated with our pension and OPEB plans for the year ended December 31, 2024:

	Pension Benefits		OPEB	
	Net benefit cost (credit)	Funded status	Net benefit cost (credit)	Funded status(a)
(In millions)				
One percent increase in:				
Discount rates	\$ (9)	\$ 118	\$ —	\$ 10
Expected return on plan assets	(15)	—	(3)	—
Rate of compensation increase	2	(9)	1	(5)
One percent decrease in:				
Discount rates	11	(137)	—	(11)
Expected return on plan assets	15	—	3	—
Rate of compensation increase	(2)	8	(1)	5

(a) Includes amounts deferred as either accumulated other comprehensive income (loss) or as a regulatory asset or liability for certain of our regulated operations.

## Income Taxes

We make significant judgments and estimates in determining our provision for income taxes, including our assessment of our income tax positions given the uncertainties involved in the interpretation and application of complex tax laws and regulations in various taxing jurisdictions. Numerous and complex judgments and assumptions are inherent in the estimation of future taxable income when determining a valuation allowance, including factors such as future operating conditions and the apportionment of income by state. For more information, see Note 4 "Income Taxes" to our consolidated financial statements.

## Results of Operations

### Overview

As described in further detail below, our management evaluates our performance primarily using Net income attributable to Kinder Morgan, Inc. and Segment earnings before DD&A expenses including amortization of excess cost of equity investments (EBDA) (as presented in Note 15 "Reportable Segments"), along with the non-GAAP financial measures of Adjusted Net

Income Attributable to Common Stock, in the aggregate and per share, Adjusted Segment EBDA, Adjusted Net Income Attributable to Kinder Morgan, Inc., Adjusted earnings before interest, income taxes, DD&A expenses including amortization of excess cost of equity investments (EBITDA), and Net Debt. Historically, we have disclosed the non-GAAP financial measure of distributable cash flow (DCF), in the aggregate and per share; however, we are not including discussion of DCF in this report due to declining investor interest in DCF as a primary performance measure.

#### GAAP Financial Measures

The Consolidated Earnings Results for the years ended December 31, 2024 and 2023 present Net income attributable to Kinder Morgan, Inc., as prepared and presented in accordance with GAAP, and Segment EBDA, which is disclosed in Note 15 "Reportable Segments" pursuant to FASB ASC 280. The composition of Segment EBDA is not addressed nor prescribed by generally accepted accounting principles. Segment EBDA is a useful measure of our operating performance because it measures the operating results of our segments before DD&A and certain expenses that are generally not controllable by our business segment operating managers, such as general and administrative expenses and corporate charges, interest expense, net, and income taxes. Our general and administrative expenses and corporate charges include such items as unallocated employee benefits, insurance, rentals, unallocated litigation and environmental expenses, and shared corporate services including accounting, IT, human resources and legal services.

#### Non-GAAP Financial Measures

Our non-GAAP financial measures described below should not be considered alternatives to GAAP Net income attributable to Kinder Morgan, Inc. or other GAAP measures and have important limitations as analytical tools. Our computations of these non-GAAP financial measures may differ from similarly titled measures used by others. You should not consider these non-GAAP financial measures in isolation or as substitutes for an analysis of our results as reported under GAAP. Management compensates for the limitations of our consolidated non-GAAP financial measures by reviewing our comparable GAAP measures identified in the descriptions of consolidated non-GAAP measures below, understanding the differences between the measures and taking this information into account in its analysis and its decision-making processes.

#### Certain Items

Certain Items, as adjustments used to calculate our non-GAAP financial measures, are items that are required by GAAP to be reflected in Net income attributable to Kinder Morgan, Inc., but typically either (i) do not have a cash impact (for example, unsettled commodity hedges and asset impairments), or (ii) by their nature are separately identifiable from our normal business operations and in most cases are likely to occur only sporadically (for example, certain legal settlements, enactment of new tax legislation and casualty losses). (See the tables included in "—Non-GAAP Financial Measures—Reconciliation of Net Income Attributable to Kinder Morgan, Inc. to Adjusted Net Income Attributable to Kinder Morgan, Inc.," "—Non-GAAP Financial Measures—Reconciliation of Net Income Attributable to Kinder Morgan, Inc. to Adjusted Net Income Attributable to Common Stock" and "—Non-GAAP Financial Measures—Reconciliation of Net Income Attributable to Kinder Morgan, Inc. to Adjusted EBITDA" below). We also include adjustments related to joint ventures (see "—Amounts from Joint Ventures" below). The following table summarizes our Certain Items for the years ended December 31, 2024 and 2023, which are also described in more detail in the footnotes to tables included in "—Segment Earnings Results" below.

	Year Ended December 31,	
	2024	2023
	(In millions)	
Certain Items		
Change in fair value of derivative contracts(a)	\$ 72	\$ (126)
(Gain) loss on divestitures and impairment, net(b)	(69)	67
Income tax Certain Items(c)	(52)	33
Other(d)	7	45
Total Certain Items(e)	\$ (42)	\$ 19

(a) Gains or losses are reflected within non-GAAP financial measures when realized.

(b) 2024 amount represents gains of \$40 million and \$29 million, respectively, on divestitures of CQ and Oklahoma midstream assets. 2023 amount represents \$67 million included within "Earnings from equity investments" on the accompanying consolidated statement of income for a non-cash impairment related to our investment in Double Eagle Pipeline LLC in our Products Pipelines business segment (see Note 6 "Investments").

- (c) Represents the income tax provision on Certain Items plus discrete income tax items. Includes the impact of KMI's income tax provision on Certain Items affecting earnings from equity investments and is separate from the related tax provision recognized at the investees by the joint ventures which are also taxable entities.
- (d) 2023 amount represents pension cost adjustments related to settlements made by our pension plans.
- (e) 2024 and 2023 amounts include the following amounts reported within "Interest, net" on the accompanying consolidated statements of income: \$(5) million and \$(7) million, respectively, of "Change in fair value of derivative contracts."

#### Adjusted Net Income Attributable to Kinder Morgan, Inc.

Adjusted Net Income Attributable to Kinder Morgan, Inc. is calculated by adjusting Net income attributable to Kinder Morgan, Inc. for Certain Items. Adjusted Net Income Attributable to Kinder Morgan, Inc. is used by us, investors and other external users of our financial statements as a supplemental measure that provides decision-useful information regarding our period-over-period performance and ability to generate earnings that are core to our ongoing operations. We believe the GAAP measure most directly comparable to Adjusted Net Income Attributable to Kinder Morgan, Inc. is Net income attributable to Kinder Morgan, Inc. See "*—Non-GAAP Financial Measures—Reconciliation of Net Income Attributable to Kinder Morgan, Inc. to Adjusted Net Income Attributable to Kinder Morgan, Inc.*" below.

#### Adjusted Net Income Attributable to Common Stock and Adjusted EPS

Adjusted Net Income Attributable to Common Stock is calculated by adjusting Net income attributable to Kinder Morgan, Inc., the most comparable GAAP measure, for Certain Items, and further for net income allocated to participating securities and adjusted net income in excess of distributions for participating securities. We believe Adjusted Net Income Attributable to Common Stock allows for calculation of adjusted earnings per share (Adjusted EPS) on the most comparable basis with earnings per share, the most comparable GAAP measure to Adjusted EPS. Adjusted EPS is calculated as Adjusted Net Income Attributable to Common Stock divided by our weighted average shares outstanding. Adjusted EPS applies the same two-class method used in arriving at basic earnings per share. Adjusted EPS is used by us, investors and other external users of our financial statements as a per-share supplemental measure that provides decision-useful information regarding our period-over-period performance and ability to generate earnings that are core to our ongoing operations. See "*—Non-GAAP Financial Measures—Reconciliation of Net Income Attributable to Kinder Morgan, Inc. to Adjusted Net Income Attributable to Common Stock*" below.

#### Adjusted Segment EBDA

Adjusted Segment EBDA is calculated by adjusting segment earnings before DD&A and amortization of excess cost of equity investments, general and administrative expenses and corporate charges, interest expense, and income taxes (Segment EBDA) for Certain Items attributable to the segment. Adjusted Segment EBDA is used by management in its analysis of segment performance and management of our business. We believe Adjusted Segment EBDA is a useful performance metric because it provides management, investors and other external users of our financial statements additional insight into performance trends across our business segments, our segments' relative contributions to our consolidated performance and the ability of our segments to generate earnings on an ongoing basis. Adjusted Segment EBDA is also used as a factor in determining compensation under our annual incentive compensation program for our business segment presidents and other business segment employees. We believe it is useful to investors because it is a measure that management uses to allocate resources to our segments and assess each segment's performance. See "*—Non-GAAP Financial Measures—Reconciliation of Segment EBDA to Adjusted Segment EBDA*" below.

#### Adjusted EBITDA

Adjusted EBITDA is calculated by adjusting Net income attributable to Kinder Morgan, Inc. for Certain Items and further for DD&A and amortization of excess cost of equity investments, income tax expense and interest. We also include amounts from joint ventures for income taxes and DD&A (see "*—Amounts from Joint Ventures*" below). Adjusted EBITDA is used by management, investors and other external users, in conjunction with our Net Debt (as described further below), to evaluate our leverage. Management and external users also use Adjusted EBITDA as an important metric to compare the valuations of companies across our industry. Our ratio of Net Debt-to-Adjusted EBITDA is used as a supplemental performance target for purposes of our annual incentive compensation program. We believe the GAAP measure most directly comparable to Adjusted EBITDA is Net income attributable to Kinder Morgan, Inc. See "*—Non-GAAP Financial Measures—Reconciliation of Net Income Attributable to Kinder Morgan, Inc. to Adjusted EBITDA*" below.

#### Amounts from Joint Ventures

Certain Items and Adjusted EBITDA reflect amounts from unconsolidated joint ventures and consolidated joint ventures utilizing the same recognition and measurement methods used to record "Earnings from equity investments" and "Noncontrolling interests," respectively. The calculation of Adjusted EBITDA related to our unconsolidated and consolidated joint ventures include DD&A and income tax expense) with respect to the joint ventures as those included in the calculation of Adjusted EBITDA for our wholly-owned consolidated subsidiaries; further, we remove the portion of these adjustments attributable to non-controlling interests. (See "*Non-GAAP Financial Measures—Reconciliation of Net Income Attributable to Kinder Morgan, Inc. to Adjusted EBITDA*" below.) Although these amounts related to our unconsolidated joint ventures are included in the calculation of Adjusted EBITDA, such inclusion should not be understood to imply that we have control over the operations and resulting revenues, expenses or cash flows of such unconsolidated joint ventures.

#### Net Debt

Net Debt is calculated, based on amounts as of December 31, 2024, by subtracting the following amounts from our debt balance of \$31,890 million: (i) cash and cash equivalents of \$88 million; (ii) debt fair value adjustments of \$102 million; and (iii) the foreign exchange impact on Euro-denominated bonds of \$(25) million for which we have entered into currency swaps to convert that debt to U.S. dollars. Net Debt, on its own and in conjunction with our Adjusted EBITDA as part of a ratio of Net Debt-to-Adjusted EBITDA, is a non-GAAP financial measure that is used by management, investors and other external users of our financial information to evaluate our leverage. Our ratio of Net Debt-to-Adjusted EBITDA is also used as a supplemental performance target for purposes of our annual incentive compensation program. We believe the most comparable measure to Net Debt is total debt.

## Consolidated Earnings Results

The following tables summarize the key components of our consolidated earnings results.

	Year Ended December 31,		Earnings	
	2024	2023	increase/(decrease)	
	(In millions, except per share amounts and percentages)			
Revenues	\$ 15,100	\$ 15,334	\$ (234)	(2) %
Operating Costs, Expenses and Other				
Costs of sales (exclusive of items shown separately below)	(4,337)	(4,938)	601	12 %
Operations and maintenance	(2,972)	(2,807)	(165)	(6) %
DD&A	(2,354)	(2,250)	(104)	(5) %
General and administrative	(712)	(668)	(44)	(7) %
Taxes, other than income taxes	(433)	(421)	(12)	(3) %
Other income, net	92	13	79	608 %
Total Operating Costs, Expenses and Other	(10,716)	(11,071)	355	3 %
Operating Income	4,384	4,263	121	3 %
Other Income (Expense)				
Earnings from equity investments	890	838	52	6 %
Amortization of excess cost of equity investments	(50)	(66)	16	24 %
Interest, net	(1,844)	(1,797)	(47)	(3) %
Other, net	27	(37)	64	173 %
Total Other Expense	(977)	(1,062)	85	8 %
Income Before Income Taxes	3,407	3,201	206	6 %
Income Tax Expense	(687)	(715)	28	4 %
Net Income	2,720	2,486	234	9 %
Net Income Attributable to Noncontrolling Interests	(107)	(95)	(12)	(13) %
Net Income Attributable to Kinder Morgan, Inc.	\$ 2,613	\$ 2,391	\$ 222	9 %
Basic and diluted earnings per share	\$ 1.17	\$ 1.06	\$ 0.11	10 %
Basic and diluted weighted average shares outstanding	2,220	2,234	(14)	(1) %
Declared dividends per share	\$ 1.15	\$ 1.13	\$ 0.02	2 %

Our consolidated revenues primarily consist of services and sales revenue. Our services revenues include fees for transportation and other midstream services that we perform. Fluctuations in our consolidated services revenue largely reflect changes in volumes and/or in the rates we charge. Our consolidated sales revenues include sales of natural gas (includes natural gas and RNG), products (includes NGL, crude oil, CO<sub>2</sub> and transmix) and other (includes RINs). Our consolidated sales revenue will fluctuate with commodity prices and volumes, and the costs of sales associated with purchases will usually have a commensurate and offsetting impact, except for the CO<sub>2</sub> segment, which produces, instead of purchases, the crude oil, CO<sub>2</sub>, and RINs it sells. Additionally, fluctuations in revenues and costs of sales may be further impacted by gains or losses from derivative contracts that we use to manage our commodity price risk.

Below is a discussion of significant changes in our Consolidated Earnings Results for the comparable years ended 2024 and 2023:

### Revenues

Revenues decreased \$234 million in 2024 compared to 2023. The decrease was primarily due to (i) a \$398 million decrease in product sales driven by lower volumes resulting primarily from contractual changes and an asset divestiture and (ii) a \$326 million decrease in natural gas sales due to lower commodity prices partially offset by higher volumes. These decreases in sales revenues were partially offset by a \$45 million increase in other sales driven by higher RIN sales. Revenues were



further reduced by \$151 million for the impacts of derivative contracts used to hedge commodity sales which includes both realized and unrealized gains and losses from derivatives. Services revenues increased \$515 million driven by (i) higher volumes, including from expansion projects; (ii) our late 2023 acquisition of the STX Midstream assets partially offset by a reduction in revenues related to divested assets; and (iii) higher rate escalations. The decrease in sales revenues had a corresponding decrease in our costs of sales as described below under "*Operating Costs, Expenses and Other—Costs of sales.*"

## **Operating Costs, Expenses and Other**

### *Costs of Sales*

Costs of sales decreased \$601 million in 2024 compared to 2023. The decrease, which includes the impact of our divested assets, was primarily due to lower costs of sales for (i) natural gas of \$447 million primarily due to lower commodity prices partially offset by higher volumes; and (ii) products of \$269 million driven primarily by lower volumes partially offset by an increase of \$145 million related to derivative contracts used to hedge commodity purchases which includes both realized and unrealized gains and losses from derivatives.

### *Operations and Maintenance*

Operations and maintenance increased \$165 million in 2024 compared to 2023. Increased costs were primarily driven by greater activity levels and inflation, including for service, integrity, labor and fuel costs.

### *DD&A*

DD&A increased \$104 million in 2024 compared to 2023. The increase was primarily due to our late 2023 acquisition of the STX Midstream assets and an increase in SACROC's unit of production rate partially offset by the impact of our divested assets.

## **Other Income (Expense)**

### *Interest, net*

In the table above, we report our interest expense as "net," meaning that we have subtracted interest income and capitalized interest from our total interest expense to arrive at one interest amount. Our interest expense, net increased \$47 million in 2024 compared to 2023. The increase was primarily due to (i) higher average short-term and long-term debt balances driven by funding our STX Midstream acquisition; and (ii) higher interest rates associated with our fixed-to-variable interest rate swap agreements and our long-term debt; partially offset by a reduction in the notional balances associated with our fixed-to-variable interest rate swap agreements.

## Non-GAAP Financial Measures

Reconciliations from Net Income Attributable to Kinder Morgan, Inc.

	Year Ended December 31,	
	2024	2023
	(In millions, except per share amounts)	
Reconciliation of Net Income Attributable to Kinder Morgan, Inc. to Adjusted Net Income Attributable to Kinder Morgan, Inc.		
Net income attributable to Kinder Morgan, Inc.	\$ 2,613	\$ 2,391
Certain Items(a)		
Change in fair value of derivative contracts	72	(126)
(Gain) loss on divestitures and impairment, net	(69)	67
Income tax Certain Items	(52)	33
Other	7	45
Total Certain Items	(42)	19
Adjusted Net Income Attributable to Kinder Morgan, Inc.	\$ 2,571	\$ 2,410
Reconciliation of Net Income Attributable to Kinder Morgan, Inc. to Adjusted Net Income Attributable to Common Stock		
Net income attributable to Kinder Morgan, Inc.	\$ 2,613	\$ 2,391
Total Certain Items(b)	(42)	19
Net income allocated to participating securities and other(c)	(14)	(14)
Adjusted Net Income Attributable to Common Stock	\$ 2,557	\$ 2,396
Adjusted EPS	\$ 1.15	\$ 1.07
Reconciliation of Net Income Attributable to Kinder Morgan, Inc. to Adjusted EBITDA		
Net income attributable to Kinder Morgan, Inc.	\$ 2,613	\$ 2,391
Total Certain Items(b)	(42)	19
DD&A	2,354	2,250
Amortization of excess cost of equity investments	50	66
Income tax expense(d)	739	682
Interest, net(e)	1,849	1,804
Amounts from joint ventures		
Unconsolidated joint venture DD&A	359	323
Remove consolidated joint venture partners' DD&A	(62)	(63)
Unconsolidated joint venture income tax expense(f)	78	89
Adjusted EBITDA	\$ 7,938	\$ 7,561

(a) See table included in "—Overview—Non-GAAP Financial Measures—Certain Items" above.

(b) See "—Non-GAAP Financial Measures—Reconciliation of Net Income Attributable to Kinder Morgan, Inc. to Adjusted Net Income Attributable to Kinder Morgan, Inc." for a detailed listing.

(c) Net income allocated to common stock and participating securities is based on the amount of dividends paid in the current period plus an allocation of the undistributed earnings or excess distributions over earnings to the extent that each security participates in earnings or excess distributions over earnings, as applicable. Other includes Adjusted net income in excess of distributions for participating securities of \$1 million and none for 2024 and 2023, respectively.

(d) To avoid duplication, adjustments for income tax expense for 2024 and 2023 exclude \$(52) million and \$33 million, which amounts are already included within "Certain Items." See table included in "—Overview—Non-GAAP Financial Measures—Certain Items" above.

(e) To avoid duplication, adjustments for interest, net for 2024 and 2023 exclude \$(5) million and \$(7) million, respectively, which amounts are already included within "Certain Items." See table included in "—Overview—Non-GAAP Financial Measures—Certain Items," above.

(f) Includes the tax provision on Certain Items recognized by the investees that are taxable entities associated with our Citrus, NGPL Holdings and Products (SE) Pipe Line equity investments. The impact of KMI's income tax provision on Certain Items affecting earnings from equity investments is included within "Certain Items" above.

Below is a discussion of significant changes in our Adjusted Net Income Attributable to Kinder Morgan, Inc. and Adjusted EBITDA :

	Year Ended December 31,	
	2024	2023
	(In millions)	
Adjusted Net Income Attributable to Kinder Morgan, Inc.	\$ 2,571	\$ 2,410
Adjusted EBITDA	7,938	7,561
Change from prior period	Increase/(Decrease)	
Adjusted Net Income Attributable to Kinder Morgan, Inc.	\$ 161	
Adjusted EBITDA	\$ 377	

Adjusted Net Income Attributable to Kinder Morgan, Inc. increased \$161 million in 2024 compared to 2023. The increase resulted primarily from favorable earnings in our Natural Gas Pipelines, Terminals and Products Pipelines business segments, which were also primary drivers of the increase in Adjusted EBITDA of \$377 million, partially offset by an increase in DD&A expenses .

*General and Administrative and Corporate Charges*

	Year Ended December 31,	
	2024	2023
	(In millions)	
General and administrative	\$ (712)	\$ (668)
Corporate charges	(24)	(91)
Certain Items(a)	7	45
General and administrative and corporate charges	\$ (729)	\$ (714)
Change from prior period	Earnings increase/(decrease)	
General and administrative	\$ (44)	
Corporate charges	67	
Total	\$ 23	

(a) See “—Overview—Non-GAAP Financial Measures—Certain Items” above.

General and administrative expenses increased \$44 million and corporate charges decreased \$67 million in 2024 compared to 2023. The combined changes include \$41 million consisting of higher labor and benefit-related costs, higher legal costs and higher corporate development costs, offset by lower pension costs of \$30 million. In addition, the combined changes described above include \$7 million of costs in 2024 and the impact of increased pension costs of \$45 million in 2023 related to settlements made by our pension plans, which we treated as Certain Items.

Reconciliation of Segment EBDA to Adjusted Segment EBDA

	Year Ended December 31,	
	2024	2023
	(In millions)	
<b>Segment EBDA(a)</b>		
Natural Gas Pipelines Segment EBDA	\$ 5,427	\$ 5,282
<b>Certain Items(b)</b>		
Change in fair value of derivative contracts	75	(122)
Gain on divestiture	(29)	—
Natural Gas Pipelines Adjusted Segment EBDA	\$ 5,473	\$ 5,160
<b>Products Pipelines Segment EBDA</b>	\$ 1,173	\$ 1,062
<b>Certain Items(b)</b>		
Change in fair value of derivative contracts	—	(1)
Loss on impairment	—	67
Products Pipelines Adjusted Segment EBDA	\$ 1,173	\$ 1,128
<b>Terminals Segment EBDA</b>	\$ 1,099	\$ 1,040
<b>CO<sub>2</sub> Segment EBDA</b>	\$ 692	\$ 689
<b>Certain Items(b)</b>		
Change in fair value of derivative contracts	2	4
Gain on divestitures	(40)	—
CO <sub>2</sub> Adjusted Segment EBDA	\$ 654	\$ 693

(a) Includes revenues, earnings from equity investments, operating expenses, other income, net, and other, net. Operating expenses include costs of sales, operations and maintenance expenses, and taxes, other than income taxes. See “—Overview—GAAP Financial Measures” above.

(b) See “—Overview—Non-GAAP Financial Measures—Certain Items” above.

## Segment Earnings Results

### Natural Gas Pipelines

	Year Ended December 31,	
	2024	2023
	(In millions, except operating statistics)	
Revenues	\$ 8,942	\$ 9,168
Costs of sales	(2,837)	(3,258)
Other operating expenses	(1,519)	(1,442)
Other income	47	12
Earnings from equity investments	782	776
Other, net	12	26
<b>Segment EBDA</b>	<b>5,427</b>	<b>5,282</b>
Certain Items:		
Change in fair value of derivative contracts	75	(122)
Gain on divestiture	(29)	—
Certain Items(a)	46	(122)
Adjusted Segment EBDA	\$ 5,473	\$ 5,160
Change from prior period	Increase/(Decrease)	
<b>Segment EBDA</b>	<b>\$ 145</b>	
Adjusted Segment EBDA	\$ 313	
Volumetric data(b)		
Transport volumes (BBtu/d)	44,252	44,132
Sales volumes (BBtu/d)	2,576	2,346
Gathering volumes (BBtu/d)	3,922	3,710
NGL (MBbl/d)	38	34

- (a) See table included in ‘—Overview—Non-GAAP Financial Measures—Certain Items’ above. 2024 and 2023 Certain Items of \$46 million and \$(122) million, respectively, are associated with our Midstream business. For more detail of significant Certain Items, see the discussion of changes in Segment EBDA below.
- (b) Joint venture throughput is reported at our ownership share. Volumes for acquired assets are included for all periods presented. However, EBDA contributions from acquisitions are included only for the periods subsequent to their acquisition. Volumes for assets sold are excluded for all periods presented.

Below are the changes in Natural Gas Pipelines Segment EBDA:

	Year Ended December 31,		
	2024	2023	increase/(decrease)
	(In millions)		
Midstream	\$ 1,799	\$ 1,697	\$ 102
East	2,678	2,637	41
West	950	948	2
Total Natural Gas Pipelines	\$ 5,427	\$ 5,282	\$ 145

The changes in Natural Gas Pipelines Segment EBDA in the comparable years of 2024 and 2023 are explained by the following discussion:

- The \$102 million (6%) increase in Midstream was favorably impacted by (i) our STX Midstream acquired assets partially offset by our divested assets; (ii) increased demand and rates for our services on our Texas intrastate systems and increased sales margin driven by lower prices on costs of sales and higher volumes, partially offset by higher operating expenses; and (iii) higher equity earnings from PHP driven by an expansion project that went into service in November 2023. These increases were partially offset by (i) lower sales margin on our Altamont assets driven by higher prices on NGL purchases and higher natural gas purchase volumes related to contract re-negotiations ; (ii) lower sales margin on our South Texas assets due to lower volumes partially offset by higher NGL prices; and (iii) lower natural gas sales margin on our Hiland Midstream assets as a result of lower prices and a reduction in gathering revenues from lower volumes partially offset by higher rates.

In addition, Midstream was affected by (i) non-cash mark-to-market derivative contracts used to hedge forecasted commodity sales and purchases, which increased costs of sales and decreased revenues; and (ii) a gain on sale of assets in 2024, all of which we treated as Certain Items.

Overall, Midstream's revenue changes are partially offset by corresponding changes in costs of sales.

- The \$41 million (2%) increase in East was impacted by (i) expansion projects on TGP that went into service in July 2024 and November 2023 partly offset by its higher operating costs and an increase in legal reserves ; and (ii) increased demand for services on our Stagecoach assets. These increases were also partially offset by (i) lower equity earnings from MEP driven by lower contracted rates; and (ii) timing of revenue recognition associated with a prepaid customer contract on SLNG.
- The \$2 million (—%) increase in West was primarily due to increased demand for services on CPGPL and WIC, and an insurance settlement received by EPNG in the 2024 period. These increases were largely offset by lower gas sales margin and higher operating and maintenance costs on EPNG.

Products Pipelines

	Year Ended December 31,	
	2024	2023
	(In millions, except operating statistics)	
Revenues	\$ 2,955	\$ 3,066
Costs of sales	(1,394)	(1,588)
Other operating expenses	(456)	(436)
Other income (expense)	1	(4)
Earnings from equity investments	66	23
Other, net	1	1
<b>Segment EBDA</b>	<b>1,173</b>	<b>1,062</b>
Certain Items:		
Change in fair value of derivative contracts	—	(1)
Loss on impairment	—	67
Certain Items(a)	—	66
Adjusted Segment EBDA	\$ 1,173	\$ 1,128
Change from prior period	<b>Increase/(Decrease)</b>	
<b>Segment EBDA</b>	<b>\$ 111</b>	
Adjusted Segment EBDA	\$ 45	
Volumetric data(b)		
Gasoline(c)	977	980
Diesel fuel	361	351
Jet fuel	294	285
Total refined product volumes	1,632	1,616
Crude and condensate	471	483
Total delivery volumes (MBbl/d)	2,103	2,099

(a) See table included in “—Overview—Non-GAAP Financial Measures—Certain Items” above. 2023 Certain Items of (i) \$(1) million is associated with our Southeast Refined Products business and (ii) \$67 million is associated with our Crude and Condensate business. For more detail of significant Certain Items, see the discussion of changes in Segment EBDA below.

(b) Joint venture throughput is reported at our ownership share.

(c) Volumes include ethanol pipeline volumes.

Below are the changes in Products Pipelines Segment EBDA:

	Year Ended December 31,		increase/(decrease)
	2024	2023	
	(In millions)		
West Coast Refined Products	\$ 604	\$ 519	\$ 85
Crude and Condensate	280	265	15
Southeast Refined Products	289	278	11
Total Products Pipelines	\$ 1,173	\$ 1,062	\$ 111

The changes in Products Pipelines Segment EBDA in the comparable years of 2024 and 2023 are explained by the following discussion:

- The \$85 million (16%) increase in West Coast Refined Products resulted from higher transportation rates and volumes

and increased renewable diesel terminal activity on our Pacific operations.

- The \$15 million (6%) increase in Crude and Condensate was impacted by an increase of \$67 million to equity earnings for a non-cash impairment in the 2023 period related to our investment in Double Eagle Pipeline LLC, which we treated as a Certain Item.

In addition, Crude and Condensate was unfavorably impacted by a decrease in equity earnings from Double Eagle Pipeline LLC, excluding the impairment discussed above, due to unfavorable recontracting and, on Bakken Crude assets, lower gathering volumes partially offset by higher transportation rates. Our Crude and Condensate business also had lower revenues with a corresponding decrease in costs of sales, resulting primarily from decreased sales volumes.

- The \$11 million (4%) increase in Southeast Refined Products was driven by an increase in equity earnings from Products (SE) Pipe Line primarily due to higher rates and higher butane blending sales volumes at our South East Terminals.



## Terminals

	Year Ended December 31,	
	2024	2023
	(In millions, except operating statistics)	
Revenues	\$ 2,022	\$ 1,917
Costs of sales	(42)	(33)
Other operating expenses	(904)	(863)
Other income	5	2
Earnings from equity investments	8	9
Other, net	10	8
<b>Segment EBDA</b>	<b>\$ 1,099</b>	<b>\$ 1,040</b>
Change from prior period	Increase/(Decrease)	
<b>Segment EBDA</b>	<b>\$ 59</b>	
Volumetric data(a)		
Liquids leasable capacity (MMBbl)	78.6	78.7
Liquids utilization %(b)	94.6 %	93.6 %
Bulk transload tonnage (MMtons)	53.7	53.3

(a) Volumes for facilities divested, idled, and/or held for sale are excluded for all periods presented.

(b) The ratio of our tankage capacity in service to liquids leasable capacity.

For purposes of the following tables and related discussions, the results of operations of our terminals held for sale or divested, including any associated gain or loss on sale, are reclassified for all periods presented from the historical business grouping and included within the Other group.

Below are the changes in Terminals Segment EBDA:

	Year Ended December 31,		
	2024	2023	increase/(decrease)
	(In millions)		
Liquids	\$ 633	\$ 601	\$ 32
Jones Act tankers	195	177	18
Bulk	267	256	11
Other	4	6	(2)
Total Terminals	\$ 1,099	\$ 1,040	\$ 59

The changes in Terminals Segment EBDA in the comparable years of 2024 and 2023 are explained by the following discussion:

- The \$32 million (5%) increase in Liquids was primarily driven by (i) contributions from expansion projects; (ii) higher throughput and ancillary fees primarily at our Houston Ship Channel hub facilities; and (iii) higher rates and utilization, primarily at our New York Harbor hub facilities, partially offset by higher labor and maintenance expenses.
- The \$18 million (10%) increase in Jones Act tankers was primarily due to higher average charter rates and lower operating costs.
- The \$11 million (4%) increase in Bulk was primarily due to increased volume and related handling and ancillary charges for petroleum coke, coal, soda ash and fertilizer. These increases were partially offset by higher labor and maintenance expenses and demurrage costs incurred at our International Marine Terminal.

	Year Ended December 31,	
	2024	2023
	(In millions, except operating statistics)	
Revenues	\$ 1,204	\$ 1,209
Costs of sales	(82)	(77)
Other operating expenses	(504)	(473)
Other income	40	—
Earnings from equity investments	34	30
<b>Segment EBDA</b>	<b>692</b>	<b>689</b>
Certain Items:		
Change in fair value of derivative contracts	2	4
Gain of divestitures	(40)	—
Certain Items(a)	(38)	4
<b>Adjusted Segment EBDA</b>	<b>\$ 654</b>	<b>\$ 693</b>
Change from prior period	<b>Increase/(Decrease)</b>	
<b>Segment EBDA</b>	<b>\$ 3</b>	
<b>Adjusted Segment EBDA</b>	<b>\$ (39)</b>	
Volumetric data(b)		
SACROC oil production	19.01	20.22
Yates oil production	6.13	6.63
Other	1.02	1.08
<b>Total oil production, net (MBbl/d)(c)</b>	<b>26.16</b>	<b>27.93</b>
NGL sales volumes, net (MBbl/d)(c)	8.57	8.97
CO <sub>2</sub> sales volumes, net (Bcf/d)	0.322	0.336
RNG sales volumes (BBtu/d)	9	6
Realized weighted average oil price (\$ per Bbl)	\$ 68.46	\$ 67.42
Realized weighted average NGL price (\$ per Bbl)	\$ 30.83	\$ 30.84

- (a) See table included in “—Overview—Non-GAAP Financial Measures—Certain Items” above. 2024 and 2023 Certain Items are associated with our Oil and Gas Producing activities. For more detail of significant Certain Items, see the discussion of changes in Segment EBDA below.
- (b) Volumes for acquired assets are included for all periods presented, however, EBDA contributions from acquisitions are included only for the periods subsequent to their acquisition. Volumes for assets sold are excluded for all periods presented.
- (c) Net of royalties and outside working interests.

Below are the changes in CO<sub>2</sub> Segment EBDA:

	Year Ended December 31,		
	2024	2023	increase/(decrease)
	(In millions)		
Oil and Gas Producing activities	\$ 447	\$ 473	\$ (26)
Source and Transportation activities	195	187	8
Subtotal	642	660	(18)
Energy Transition Ventures	50	29	21
Total CO <sub>2</sub>	\$ 692	\$ 689	\$ 3

The changes in CO<sub>2</sub> Segment EBDA in the comparable years of 2024 and 2023 are explained by the following discussion:

- The \$26 million (5%) decrease in Oil and Gas Producing activities resulted primarily from (i) lower crude oil volumes; (ii) our divested assets; and (iii) higher power costs. These decreases were partially offset by our acquired assets and higher realized crude oil prices.

In addition, Oil and Gas Producing activities was favorably impacted by (i) a \$40 million gain on sale of oil and gas producing fields; and (ii) non-cash mark-to-market derivative hedge contracts, which increased revenues, all of which we treated as Certain Items.

- The \$8 million (4%) increase in Source and Transportation activities was primarily due to higher volumes in 2024, resulting from a refinery outage in 2023 on our Wink pipeline, and lower integrity maintenance costs in 2024. These increases were partially offset by lower CO<sub>2</sub> sales volumes and realized prices.
- The \$21 million (72%) increase in Energy Transition Ventures activities was primarily due to higher RIN sales margin resulting from increased volumes partially offset by higher operating expenses.

We believe that our existing hedge contracts in place within our CO<sub>2</sub> business segment substantially mitigate commodity price sensitivities in the near-term and to lesser extent over the following few years from price exposure. Below is a summary of our CO<sub>2</sub> business segment hedges outstanding as of December 31, 2024.

	2025	2026	2027	2028
Crude Oil(a)				
Price (\$ per Bbl)	\$ 66.61	\$ 65.94	\$ 65.71	\$ 64.55
Volume (MBbl/d)	20.90	13.40	8.10	3.70
NGL				
Price (\$ per Bbl)	\$ 48.98			
Volume (MBbl/d)	3.13			

(a) Includes WTI.

## Liquidity and Capital Resources

### General

As of December 31, 2024, we had \$88 million of "Cash and cash equivalents," an increase of \$5 million from December 31, 2023. Additionally, as of December 31, 2024, we had borrowing capacity of approximately \$3.1 billion under our credit facility (discussed below in "*Short-term Liquidity*"). As discussed further below, we believe our cash flows from operating activities, cash position and remaining borrowing capacity on our credit facility is more than adequate to allow us to manage our day-to-day cash requirements and anticipated obligations.

We have consistently generated substantial cash flow from operations, providing a source of funds of \$5,635 million and \$6,491 million in 2024 and 2023, respectively. The year-to-year decrease is discussed below in "*Cash Flows—Operating Activities*." We primarily rely on cash provided by operations to fund our operations as well as our debt service, sustaining

capital expenditures, dividend payments and our growth capital expenditures; however, we may access the debt capital markets from time to time to refinance our maturing long-term debt and finance incremental investments, if any. From time to time, short-term borrowings are used to fund working capital and finance incremental capital investments, if any. Incremental capital investments initially funded through short-term borrowings may periodically be replaced with long-term financing and/or paid down using retained cash from operations.

Our Board declared a quarterly dividend of \$0.2875 per share for the fourth quarter of 2024, consistent with previous quarters in 2024. The total of the dividends declared for 2024 of \$1.15 represents a 2% increase over total dividends declared for 2023.

We use interest rate swap agreements to convert a portion of the underlying cash flows related to our long-term fixed-rate debt securities (senior notes) into variable-rate debt in order to achieve our desired mix of fixed and variable rate debt. As of December 31, 2024 and 2023, \$3,621 million (11%) and \$8,253 million (26%), respectively, of the principal amount of our debt balances were subject to variable interest rates—either as short-term or long-term variable-rate debt obligations or as fixed-rate debt converted to variable rates through the use of interest rate swaps. The amounts at December 31, 2024 and 2023 include \$3,250 million and \$6,200 million, respectively, of interest rate swap agreements and \$331 million and \$1,989 million, respectively, of commercial paper notes. The interest rate swap agreements as of December 31, 2024 are net of \$1,500 million of variable-to-fixed interest rate swap agreements which expire December 2025.

On February 1, 2024, we issued, in a registered offering, two series of senior notes consisting of \$1,250 million aggregate principal amount of 5.00% senior notes due 2029 and \$1,000 million aggregate principal amount of 5.40% senior notes due 2034 for combined net proceeds of \$2,230 million, which were used to repay short-term borrowings, to fund maturing debt and for general corporate purposes.

On July 31, 2024, we issued, in a registered offering, two series of senior notes consisting of \$500 million aggregate principal amount of 5.10% senior notes due 2029 and \$750 million aggregate principal amount of 5.95% senior notes due 2054 and received combined net proceeds of \$1,235 million, which were used to repay short-term borrowings, to fund maturing debt and for general corporate purposes.

During the year ended December 31, 2024, upon maturity, we repaid our 4.15% senior notes, our 4.30% senior notes and our 4.25% senior notes.

For additional information about our outstanding senior notes and debt-related transactions in 2024, see Note 8 “Debt” to our consolidated financial statements. For information about our interest rate risk, see Note 13 “Risk Management—Interest Rate Risk Management” to our consolidated financial statements and Item 7A. “Quantitative and Qualitative Disclosures About Market Risk—Interest Rate Risk.”

### **Short-term Liquidity**

As of December 31, 2024, our principal sources of short-term liquidity are (i) cash from operations; and (ii) our \$3.5 billion credit facility with an available capacity of approximately \$3.1 billion and an associated \$3.5 billion commercial paper program. The loan commitments under our credit facility can be used for working capital and other general corporate purposes and as a backup to our commercial paper program. Commercial paper borrowings and letters of credit reduce borrowings allowed under our credit facility. We provide for liquidity by maintaining a sizable amount of excess borrowing capacity under our credit facility and, as previously discussed, have consistently generated strong cash flows from operations.

As of December 31, 2024, our \$2,009 million of short-term debt consisted primarily of senior notes that mature in the next twelve months and commercial paper borrowings. We intend to fund our debt as it becomes due, primarily through credit facility borrowings, commercial paper borrowings, cash flows from operations, and/or issuing new long-term debt. Our short-term debt balance as of December 31, 2023 was \$4,049 million.

We had working capital (defined as current assets less current liabilities) deficits of \$2,580 million and \$4,679 million as of December 31, 2024 and 2023, respectively. The overall \$2,099 million favorable change from year-end 2023 was primarily due to (i) a \$1,658 million decrease in commercial paper borrowings resulting from refinancing a portion of our short-term borrowings into long-term debt with the issuance of senior notes in 2024; (ii) a \$400 million decrease in long-term debt maturing in the next twelve months; and (iii) a \$113 million increase in restricted deposits primarily associated with our derivative collateral requirements, partially offset by a \$111 million net unfavorable change in our accounts receivables and payables. Generally, our working capital varies due to factors such as the timing of scheduled debt payments, timing

differences in the collection and payment of receivables and payables, the change in fair value of our derivative contracts and changes in our cash and cash equivalent balances as a result of excess cash from operations after payments for investing and financing activities (discussed below in “—Long-term Financing” and “—Capital Expenditures”).

We employ a centralized cash management program for our U.S.-based bank accounts that concentrates the cash assets of our wholly owned subsidiaries in joint accounts for the purpose of providing financial flexibility and lowering the cost of borrowing. These programs provide that funds in excess of the daily needs of our wholly owned subsidiaries are concentrated, consolidated or otherwise made available for use by other entities within the consolidated group. We place no material restrictions on the ability to move cash between entities, payment of intercompany balances or the ability to upstream dividends to KMI other than restrictions that may be contained in agreements governing the indebtedness of those entities.

#### *Credit Ratings and Capital Market Liquidity*

We believe that our capital structure will continue to allow us to achieve our business objectives. We expect that our short-term liquidity needs will be met primarily through retained cash from operations or short-term borrowings. Generally, we anticipate re-financing maturing long-term debt obligations in the debt capital markets and are therefore subject to certain market conditions which could result in higher costs or negatively affect our and/or our subsidiaries' credit ratings. A decrease in our credit ratings could negatively impact our borrowing costs and could limit our access to capital.

The following table represents our debt ratings as of December 31, 2024.

Rating agency	Short-term rating	Long-term rating	Outlook
Standard and Poor's(a)	A-2	BBB	Stable
Moody's Investor Services	Prime-2	Baa2	Stable
Fitch Ratings, Inc.	F2	BBB	Stable

(a) On February 12, 2025, Standard and Poor's upgraded our outlook to positive.

#### *Long-term Financing*

Our equity consists of Class P common stock with a par value of \$0.01 per share. We do not expect to need to access the equity capital markets to fund our discretionary capital investments for the foreseeable future. See also “—Dividends and Stock Buy-back Program” below for additional discussion related to our dividends and stock buy-back program.

From time to time, we issue long-term debt securities, often referred to as senior notes. Our senior notes issued to date, other than those issued by certain of our subsidiaries, generally have very similar terms, except for interest rates, maturity dates and prepayment premiums. All of our fixed rate senior notes provide that the notes may be redeemed at any time at a price equal to 100% of the principal amount of the notes plus accrued interest to the redemption date, and, in most cases, plus a make-whole premium. In addition, from time to time, our subsidiaries issue long-term debt securities. We and almost all of our direct and indirect wholly owned domestic subsidiaries are parties to a cross guaranty wherein each party guarantees each other party's debt. See “—Summarized Combined Financial Information for Guarantee of Securities of Subsidiaries.” As of December 31, 2024 and 2023, the aggregate principal amount outstanding of our various long-term debt obligations (excluding current maturities) was \$29,779 million and \$27,880 million, respectively.

#### *Capital Expenditures*

We account for our capital expenditures in accordance with GAAP. Additionally, we distinguish between capital expenditures as follows:

Type of Expenditure	Physical Determination of Expenditure
Sustaining capital expenditures	<ul style="list-style-type: none"> <li>Investments to maintain the operational integrity and extend the useful life of our assets</li> </ul>
Expansion capital expenditures (discretionary capital expenditures)	<ul style="list-style-type: none"> <li>Investments to expand throughput or capacity from that which existed immediately prior to the making or acquisition of additions or improvements</li> </ul>

Budgeting of maintenance capital expenditures, which we refer to as sustaining capital expenditures, is done annually on a bottom-up basis. For each of our assets, we budget for and make those sustaining capital expenditures that are necessary to maintain safe and efficient operations, meet customer needs and comply with our operating policies and applicable law. We

may budget for and make additional sustaining capital expenditures that we expect to produce economic benefits such as increasing efficiency and/or lowering future expenses. Budgeting and approval of expansion capital expenditures generally occurs periodically throughout the year on a project-by-project basis in response to specific investment opportunities identified by our business segments from which we generally expect to receive sufficient returns to justify the expenditures. Assets comprising expansion capital projects could result in additional sustaining capital expenditures over time. The need for sustaining capital expenditures in respect of newly constructed assets tends to be minimal but tends to increase over time as such assets age and experience wear and tear. Regardless of whether assets result from sustaining or expansion capital expenditures, once completed, the addition of such assets to our depreciable asset base will impact our calculation of depreciation, depletion and amortization over the remaining useful lives of the impacted or resulting assets.

Generally, the determination of whether a capital expenditure is classified as sustaining or as expansion capital expenditures is made on a project level. The classification of our capital expenditures as expansion capital expenditures or as sustaining capital expenditures is made consistent with our accounting policies and is generally a straightforward process, but in certain circumstances can be a matter of management judgment and discretion.

Our capital expenditures for the year ended December 31, 2024, and the amount we expect to spend for 2025 to sustain our assets and expand our business are as follows:

	2024	Expected 2025
	(In millions)	
Capital expenditures:		
Sustaining capital expenditures	\$ 1,009	\$ 938
Expansion capital expenditures	1,708	2,182
Accrued capital expenditures, contractor retainage and other	(88)	—
Capital expenditures	\$ 2,629	\$ 3,120
Add:		
Sustaining capital expenditures of unconsolidated joint ventures(a)	\$ 189	\$ 184
Investments in unconsolidated joint ventures(b)	178	166
Less: Consolidated joint venture partners' sustaining capital expenditures	(10)	(10)
Less: Consolidated joint venture partners' expansion capital expenditures	(24)	(8)
Less: Insurance reimbursement related to a sustaining capital expenditure	(23)	—
Acquisition	60	—
Accrued capital expenditures, contractor retainage and other	88	—
Total capital investments	\$ 3,087	\$ 3,452

(a) Sustaining capital expenditures by our joint ventures generally do not require cash outlays by us.

(b) Reflects cash contributions to unconsolidated joint ventures. Also includes contributions to an unconsolidated joint venture that are netted within the amount the joint venture declares as a distribution to us.

Our capital investments consist of the following:

	2024	Expected 2025
	(In millions)	
<b>Sustaining capital investments</b>		
Capital expenditures for property, plant and equipment	\$ 1,009	\$ 938
Sustaining capital expenditures of unconsolidated joint ventures(a)	189	184
Less: Consolidated joint venture partners' sustaining capital expenditures	(10)	(10)
Less: Insurance reimbursement related to a sustaining capital expenditure	(23)	—
Total sustaining capital investments	1,165	1,112
<b>Expansion capital investments</b>		
Capital expenditures for property, plant and equipment	1,708	2,182
Investments in unconsolidated joint ventures(b)	178	166
Less: Consolidated joint venture partners' expansion capital expenditures	(24)	(8)
Acquisition	60	—
Total expansion capital investments	1,922	2,340
<b>Total capital investments</b>	<b>\$ 3,087</b>	<b>\$ 3,452</b>

(a) Sustaining capital expenditures by our joint ventures generally do not require cash outlays by us.

(b) Reflects cash contributions to unconsolidated joint ventures. Also includes contributions to an unconsolidated joint venture that are netted within the amount the joint venture declares as a distribution to us.

### Impact of Regulation

The trend toward increasingly stringent regulations creates uncertainty regarding our capital and operating expenditure requirements over the longer term. For example, the EPA's final rule known as the "Good Neighbor Plan" (the Plan) became effective on August 4, 2023. As a precursor to the Plan, the EPA disapproved state implementation plans, or SIPs, submitted under the interstate transport (Good Neighbor) provisions of the Clean Air Act for the 2015 Ozone NAAQS. The Plan, which imposes prescriptive emission standards for several sectors, including natural gas pipelines, covers 23 states; however, 12 states were awarded stays pending their respective appeals of the EPA's disapproval of their SIPs.

Multiple legal challenges to the Plan have been filed, including by us. See Note 17, "Litigation and Environmental—*Environmental Matters—Challenge to Federal "Good Neighbor Plan,"*" to our consolidated financial statements. We believe that the Plan is deeply flawed and that numerous and substantial bases for challenging the Plan exist, as evidenced by the U.S. Supreme Court ruling on June 27, 2024, staying enforcement of the Plan pending a decision by the U.S. Court of Appeals for the District of Columbia (D.C. Circuit) on its pending review of the Plan and any subsequent appeal to the Supreme Court. In reaching its decision, the Supreme Court found that the parties challenging the Plan are likely to prevail on their argument that the Plan was not reasonably explained, that the EPA failed to supply a satisfactory explanation for its action, and that the EPA ignored an important aspect of the problem it was attempting to solve by promulgating the Plan. The EPA has no legal basis to enforce the Plan in any state while the Supreme Court stay remains in place. In addition, the stays of underlying SIP disapprovals also serve to prevent enforcement of the Plan in those states. The D.C. Circuit returned the consolidated cases to its active docket on January 13, 2025; however, on February 6, 2025, the EPA filed a motion asking the court to hold the cases in abeyance for 60 days to allow the Trump Administration time to familiarize themselves with the Plan, receive briefing from the EPA about the cases and the Plan, and decide what action on the Plan, if any, is necessary.

The Plan would require installation of more stringent air pollution controls on hundreds of existing internal combustion engines used by our Natural Gas Pipelines business segment. If the Plan ultimately were to take effect in its current form (including full compliance by a revised compliance deadline (originally May 1, 2026) accounting for the stays, and assuming failure of all challenges to SIP disapprovals and the Plan), we currently estimate that it would have a material impact on us, including estimated costs necessary to comply with the Plan ranging from \$1.5 billion to \$1.8 billion (including costs for joint ventures that we operate, net to our interests in such joint ventures), potential shortages of equipment resulting in our inability to comply with the Plan, and operational disruptions. Given the extensive pending litigation, and more recently, the change in U.S. presidential administrations and EPA's filing with the U.S. Court of Appeals for the District of Columbia Circuit on February 6, 2025, impacts of the Plan are difficult to predict. The outcomes of these numerous lawsuits may significantly decrease or delay our exposure. In addition, we would seek to mitigate the impacts and to recover expenditures through adjustments to our rates on our regulated assets where available.

The cost estimates discussed above are preliminary, based on a number of assumptions and subject to significant variation, including outside of the ranges provided. Costs are assumed based on the average cost incurred historically for a typical retrofit of an average engine. These estimates reflect only the anticipated upgrades that would need to be performed (and in the case of joint ventures, only on assets that we operate) and do not take into account potential complications such as additional maintenance requirements that may be identified during the upgrade process.

#### Off Balance Sheet Arrangements

We have invested in entities that are not consolidated in our financial statements. For information on our obligations with respect to these investments, as well as our obligations with respect to related letters of credit, see Note 12 "Commitments and Contingent Liabilities" to our consolidated financial statements. Additional information regarding the nature and business purpose of our investments is included in Note 6 "Investments" to our consolidated financial statements.

#### Contractual Obligations and Commercial Commitments

The table below provides a summary of our material cash requirements.

	Payments due by period				
	Total	Less than 1 year	1-3 years	3-5 years	More than 5 years
(In millions)					
Contractual obligations:					
Debt borrowings-principal payments(a)	\$ 31,788	\$ 2,009	\$ 1,974	\$ 3,648	\$ 24,157
Interest payments(b)	21,051	1,670	3,219	2,949	13,213
Lease obligations(c)	326	72	84	48	122
Pension and OPEB plans(d)	311	64	29	26	192
Transportation, volume and storage agreements(e)	622	164	224	110	124
Other obligations(f)	254	56	64	32	102
Total	\$ 54,352	\$ 4,035	\$ 5,594	\$ 6,813	\$ 37,910
Other commercial commitments:					
Standby letters of credit(g)	\$ 132	\$ 83	\$ 49		
Capital expenditures(h)	\$ 809	\$ 691	\$ 115	\$ 3	

(a) See Note 8 "Debt" to our consolidated financial statements.

(b) Interest payment obligations exclude adjustments for interest rate swap agreements and assume no change in variable interest rates from those in effect at December 31, 2024.

(c) Represents commitments pursuant to the terms of operating lease agreements as of December 31, 2024.

(d) Represents the amount by which the benefit obligations exceeded the fair value of plan assets at year-end for pension and OPEB plans whose accumulated postretirement benefit obligations exceeded the fair value of plan assets. The payments by period include expected pension contributions in 2025 and estimated benefit payments for underfunded plans in all years.

(e) Primarily represents transportation agreements of \$277 million, storage agreements for capacity of \$230 million and NGL volume agreements of \$68 million.

(f) Primarily includes (i) rights-of-way obligations; and (ii) environmental liabilities related to sites that we own or have a contractual or legal obligation with a regulatory agency or property owner upon which we will perform remediation activities. These environmental liabilities are included within "Other current liabilities" and "Other long-term liabilities and deferred credits" in our consolidated balance sheet as of December 31, 2024.

(g) The \$132 million in letters of credit outstanding as of December 31, 2024 consisted of the following (i) \$51 million under six letters of credit for insurance purposes; (ii) a \$46 million letter of credit supporting our International Marine Terminals Partnership Plaquemines Bond; and (iii) a combined \$35 million in thirty-two letters of credit supporting environmental and other obligations of us and our subsidiaries.

(h) Represents commitments for the purchase of plant, property and equipment as of December 31, 2024.



## Cash Flows

The following table summarizes our net cash flows provided by (used in) operating, investing and financing activities between 2024 and 2023.

	Year Ended December 31,		Changes
	2024	2023	
	(In millions)		
Net Cash Provided by (Used in)			
Operating Activities	\$ 5,635	\$ 6,491	\$ (856)
Investing Activities	(2,629)	(4,175)	1,546
Financing Activities	(2,887)	(3,014)	127
Effect of Exchange Rate Changes on Cash, Cash Equivalents and Restricted Deposits	(1)	—	(1)
Net Increase (Decrease) in Cash, Cash Equivalents and Restricted Deposits	\$ 118	\$ (698)	\$ 816

### Operating Activities

\$856 million less cash provided by operating activities in the comparable years of 2024 and 2023 is explained by the following discussion.

- an \$843 million decrease in cash related to a prepayment received of certain fixed reservation charges under long-term transportation and terminaling contracts in 2023. See Note 14 "Revenue Recognition" to our consolidated financial statements for further information regarding this prepayment; and
- a \$359 million decrease in cash associated with net changes in working capital items and other non-current assets and liabilities, excluding the customer prepayment discussed above. The decrease was primarily driven by (i) the decrease in the weighted-average cost of gas in underground storage inventory in 2023; and (ii) a decrease in cash margin deposits posted by our counterparties as collateral; partially offset by
- a \$346 million increase in cash after adjusting the \$234 million increase in net income by the combined effects of the period-to-period net changes in non-cash items. See "—Results of Operations" for a discussion of items impacting net income.

### Investing Activities

\$1,546 million less cash used in investing activities in the comparable years of 2024 and 2023 is explained by the following discussion.

- a \$1,780 million decrease in expenditures for the acquisition of assets and investments, net of cash acquired, primarily driven by \$1,829 million of net cash used for the acquisition of STX Midstream in 2023. See Note 3 "Acquisitions and Divestitures" to our consolidated financial statements for further information regarding this acquisition; and
- a \$91 million decrease in cash used for contributions to equity investees driven primarily by lower contributions to PHP and Greenholly Gathering Pipeline LLC, partially offset by higher contributions to SNG in the 2024 period compared to the 2023 period; partially offset by
- a \$312 million increase in capital expenditures primarily driven by expansion projects in our Natural Gas Pipelines business segment.

### Financing Activities

\$127 million less cash used in financing activities in the comparable years of 2024 and 2023 is explained by the following discussion.

- a \$515 million decrease in cash used for share repurchases under our share buy-back program; partially offset by
- a \$363 million net increase in cash used related to debt activity as a result of net debt reduction in 2024 compared to net issuances in 2023.

### **Dividends and Stock Buy-back Program**

The table below reflects the declaration of dividends of \$1.15 per share for 2024:

<b>Three months ended</b>	<b>Total quarterly dividend per share for the period</b>	<b>Date of declaration</b>	<b>Date of record</b>	<b>Date of dividend</b>
March 31, 2024	\$0.2875	April 17, 2024	April 30, 2024	May 15, 2024
June 30, 2024	0.2875	July 17, 2024	July 31, 2024	August 15, 2024
September 30, 2024	0.2875	October 16, 2024	October 31, 2024	November 15, 2024
December 31, 2024	0.2875	January 22, 2025	February 3, 2025	February 18, 2025

We expect to continue to return additional value to our shareholders in 2025 through our previously announced dividend increase. We plan to increase our dividend by 2% to \$1.17 per common share in 2025. We have a board-approved share buy-back program that authorizes share repurchase of up to \$3 billion that began in December 2017. Since December 2017, in total, we have repurchased approximately 86 million shares of our Class P common stock under the program at an average price of \$17.09 per share for \$1,472 million, leaving a remaining capacity of approximately \$1.5 billion. For information on our stock buy-back program, see Note 10 "Stockholders' Equity" to our consolidated financial statements.

The actual amount of dividends to be paid on our capital stock will depend on many factors, including our financial condition and results of operations, liquidity requirements, business prospects, capital requirements, legal, regulatory and contractual constraints, tax laws, Delaware laws and other factors. See Item 1A. "Risk Factors—Risks Related to Ownership of Our Capital Stock—The guidance we provide for our anticipated dividends is based on estimates. Circumstances may arise that lead to conflicts between using funds to pay anticipated dividends or to invest in our business." All of these matters will be taken into consideration by our Board when declaring dividends.

Our dividends are not cumulative. Consequently, if dividends on our stock are not paid at the intended levels, our stockholders are not entitled to receive those payments in the future. Our dividends generally will be paid on or about the 15th day of each February, May, August and November.

## Summarized Combined Financial Information for Guarantee of Securities of Subsidiaries

KMI and certain subsidiaries (Subsidiary Issuers) are issuers of certain debt securities. KMI and substantially all of KMI's wholly owned domestic subsidiaries (Subsidiary Guarantors), are parties to a cross guarantee agreement whereby each party to the agreement unconditionally guarantees, jointly and severally, the payment of specified indebtedness of each other party to the agreement. Accordingly, with the exception of certain subsidiaries identified as subsidiary non-guarantors (Subsidiary Non-Guarantors), the parent issuer, Subsidiary Issuers and Subsidiary Guarantors (the "Obligated Group") are all guarantors of each series of our guaranteed debt (Guaranteed Notes). As a result of the cross guarantee agreement, a holder of any of the Guaranteed Notes issued by KMI or a Subsidiary Issuer is in the same position with respect to the net assets, and income of KMI and the Subsidiary Issuers and Guarantors. The only amounts that are not available to the holders of each of the Guaranteed Notes to satisfy the repayment of such securities are the net assets, and income of the Subsidiary Non-Guarantors.

In lieu of providing separate financial statements for the Obligated Group, we have presented the accompanying supplemental summarized combined income statement and balance sheet information for the Obligated Group based on Rule 13-01 of the SEC's Regulation S-X. Also, see Exhibit 10.11 to this report "Cross Guarantee Agreement, dated as of November 26, 2014, among KMI and certain of its subsidiaries, with schedules updated as of December 31, 2024."

All significant intercompany items among the Obligated Group have been eliminated in the supplemental summarized combined financial information. The Obligated Group's investment balances in Subsidiary Non-Guarantors have been excluded from the supplemental summarized combined financial information. Significant intercompany balances and activity for the Obligated Group with other related parties, including Subsidiary Non-Guarantors (referred to as "affiliates"), are presented separately in the accompanying supplemental summarized combined financial information.

Excluding fair value adjustments, as of December 31, 2024 and 2023, the Obligated Group had \$31,052 million and \$31,167 million, respectively, of Guaranteed Notes outstanding.

Summarized combined balance sheet and income statement information for the Obligated Group follows:

Summarized Combined Balance Sheet Information	December 31,	
	2024	2023
	(In millions)	
Current assets	\$ 2,216	\$ 2,246
Current assets - affiliates	735	760
Noncurrent assets	63,267	62,877
Noncurrent assets - affiliates	813	903
<b>Total Assets</b>	<b>\$ 67,031</b>	<b>\$ 66,786</b>
Current liabilities	\$ 4,737	\$ 6,907
Current liabilities - affiliates	758	734
Noncurrent liabilities	34,052	31,681
Noncurrent liabilities - affiliates	1,561	1,306
<b>Total Liabilities</b>	<b>41,108</b>	<b>40,628</b>
Kind Morgan, Inc.'s stockholders' equity	25,923	26,158
<b>Total Liabilities and Stockholders' Equity</b>	<b>\$ 67,031</b>	<b>\$ 66,786</b>

Summarized Combined Income Statement Information	Year Ended December 31, 2024	
	(In millions)	
Revenues	\$	13,678
Operating income		3,827
<b>Net income</b>		<b>2,131</b>

## Recent Accounting Pronouncements

Please refer to Note 18 "Recent Accounting Pronouncements" to our consolidated financial statements for information concerning recent accounting pronouncements.

### Item 7A. Quantitative and Qualitative Disclosures About Market Risk.

Generally, our market risk sensitive instruments and positions have been determined to be "other than trading." Our exposure to market risk as discussed below includes forward-looking statements and represents an estimate of possible changes in fair value or future earnings that would occur assuming hypothetical future movements in energy commodity prices or interest rates. Our views on market risk are not necessarily indicative of actual results that may occur and do not represent the maximum possible gains and losses that may occur, since actual gains and losses will differ from those estimated based on actual fluctuations in energy commodity prices or interest rates and the timing of transactions.

#### Energy Commodity Market Risk

We enter into certain energy commodity derivative contracts in order to reduce risks encountered in the ordinary course of business associated with unfavorable changes in the market price of crude oil, natural gas and NGL. The derivative contracts that we use include exchange-traded and OTC commodity financial instruments, including, but not limited to, futures and options contracts, fixed price swaps and basis swaps. We may categorize such use of energy commodity derivative contracts as cash flow hedges because the derivative contract is used to hedge the anticipated future cash flow of a transaction that is expected to occur but whose value is uncertain.

Our hedging strategy involves entering into a financial position intended to offset our physical position, or anticipated position, in order to minimize the risk of financial loss from an adverse price change. For example, as sellers of crude oil, natural gas and NGL, we often enter into fixed price swaps and/or futures contracts to guarantee or lock-in the sale price of our crude oil or the margin from the sale and purchase of our natural gas at the time of market delivery, thereby in whole or in part offsetting any change in prices, either positive or negative. Using derivative contracts for this purpose helps provide increased certainty with regard to operating cash flows, which helps us to undertake further capital improvement projects, attain budget results and meet dividend targets.

Our policies require that derivative contracts are only entered into with carefully selected major financial institutions or similar counterparties based upon their credit ratings and other factors, and we maintain strict dollar and term limits that correspond to our counterparties' credit ratings. While it is our policy to enter into derivative transactions principally with investment grade counterparties and actively monitor their credit ratings, it is nevertheless possible that losses will result from counterparty credit risk in the future.

We measure the risk of price changes in the derivative instrument portfolios utilizing a sensitivity analysis model. The sensitivity analysis applied to each portfolio measures the potential income or loss (i.e., the change in fair value of the derivative instrument portfolio) based upon a hypothetical 10% movement in the underlying quoted market prices. In addition to these variables, the fair value of each portfolio is influenced by fluctuations in the notional amounts of the instruments and the discount rates used to determine the present values. Because we enter into derivative contracts largely for the purpose of mitigating the risks that accompany certain of our business activities, both in the sensitivity analysis model and in reality, the change in the market value of the derivative contracts' portfolio is offset largely by changes in the value of the underlying physical transactions. A hypothetical 10% movement in the underlying commodity prices would have the following effect on the associated derivative contracts' estimated fair value:

Commodity derivative	As of December 31,	
	2024	2023
	(In millions)	
Crude oil	\$ 120	\$ 127
Natural gas	76	28
NGL	4	4
Total	\$ 200	\$ 159

Our sensitivity analysis represents an estimate of the reasonably possible gains and losses that would be recognized on the crude oil, natural gas and NGL portfolios of derivative contracts assuming hypothetical movements in future market rates and is

not necessarily indicative of actual results that may occur. It does not represent the maximum possible loss or any expected loss that may occur, since actual future gains and losses will differ from those estimated. Actual gains and losses may differ from estimates due to actual fluctuations in market rates, operating exposures and the timing thereof, as well as changes in our portfolio of derivatives during the year.

## Interest Rate Risk

In order to maintain a cost effective capital structure, it is our policy to borrow funds using a mix of fixed-rate debt and variable-rate debt. Fixed-to-variable interest rate swap agreements are entered into for the purpose of converting a portion of the underlying cash flows related to long-term fixed-rate debt securities into variable-rate debt in order to achieve our desired mix of fixed and variable-rate debt. Variable-to-fixed interest rate swap agreements are entered into primarily for the purpose of managing our exposure to changes in interest rates on our debt balances that are subject to variable interest rates and adjusting, on a short-term basis, our mix of fixed-rate debt and variable-rate debt based on changes in market conditions. The market risk inherent in our debt instruments and positions is the potential change arising from increases or decreases in interest rates as discussed below.

For fixed-rate debt, changes in interest rates generally affect the fair value of the debt instrument, but not our earnings or cash flows. Conversely, for variable-rate debt, changes in interest rates generally do not impact the fair value of the debt instrument, but may affect our future earnings and cash flows. Generally, there is not an obligation to prepay fixed-rate debt prior to maturity and, as a result, changes in fair value should not have a significant impact on the fixed-rate debt. We are generally subject to interest rate risk upon refinancing maturing debt. Below are our debt balances, including debt fair value adjustments, and sensitivity to interest rates:

	December 31, 2024		December 31, 2023	
	Carrying value	Estimated fair value(a)	Carrying value	Estimated fair value(a)
(In millions)				
Fixed rate debt(b)	\$ 31,519	\$ 30,423	\$ 30,063	\$ 29,317
Variable rate debt	\$ 371	\$ 371	\$ 2,053	\$ 2,053
Notional principal amount of variable-to-fixed interest rate swap agreements	(1,500)		—	
Notional principal amount of fixed-to-variable interest rate swap agreements	4,750		6,200	
Debt balances subject to variable interest rates(c)	\$ 3,621		\$ 8,253	

(a) Fair values were determined using Level 2 inputs.

(b) A hypothetical 10% change in the average interest rates applicable to such debt as of December 31, 2024 and 2023, would result in changes of approximately \$1,416 million and \$1,889 million, respectively, in the estimated fair values of these instruments.

(c) A hypothetical 10% change in the weighted average interest rate on all of our borrowings (approximately 58 basis points in both 2024 and 2023) when applied to our outstanding balance of variable rate debt as of December 31, 2024 and 2023, including adjustments for the notional swap amounts described in the table above, would result in changes of approximately \$21 million and \$48 million, respectively.

We monitor our mix of fixed-rate and variable-rate debt obligations in light of changing market conditions, and we may alter that mix from time to time by, for example, refinancing outstanding balances of variable rate debt with fixed rate debt (or vice versa) or by entering into interest rate swap agreements or other interest rate hedging agreements. As of December 31, 2024, including debt converted to variable rates through the use of interest rate swaps but excluding our debt fair value adjustments, approximately 11% of our debt balances were subject to variable interest rates.

For more information on our interest rate risk management and on our interest rate swap agreements, see Note 13 "Risk Management" to our consolidated financial statements.

### **Foreign Currency Risk**

As of December 31, 2024, we had a notional principal amount of \$543 million of cross-currency swap agreements that effectively convert all of our fixed-rate Euro denominated debt, including annual interest payments and the payment of principal at maturity, to U.S. dollar denominated debt at fixed rates. These swaps eliminate the foreign currency risk associated with our foreign currency denominated debt.

**Item 8. Financial Statements and Supplementary Data.**

**KINDER MORGAN, INC. AND SUBSIDIARIES  
INDEX TO FINANCIAL STATEMENTS**

	<b>Page Number</b>
Report of Independent Registered Public Accounting Firm (PCAOB ID: 238)	69
Consolidated Statements of Income for the years ended December 31, 2024, 2023 and 2022	71
Consolidated Statements of Comprehensive Income for the years ended December 31, 2024, 2023 and 2022	72
Consolidated Balance Sheets as of December 31, 2024 and 2023	73
Consolidated Statements of Cash Flows for the years ended December 31, 2024, 2023 and 2022	74
Consolidated Statements of Stockholders' Equity as of and for the years ended December 31, 2024, 2023 and 2022	76
Notes to Consolidated Financial Statements	77
Note 1. General	77
Note 2. Summary of Significant Accounting Policies	77
Note 3. Acquisitions and Divestitures	86
Note 4. Income Taxes	89
Note 5. Property, Plant and Equipment, net	92
Note 6. Investments	93
Note 7. Goodwill	94
Note 8. Debt	94
Note 9. Share-based Compensation and Employee Benefits	98
Note 10. Stockholders' Equity	104
Note 11. Related Party Transactions	106
Note 12. Commitments and Contingent Liabilities	106
Note 13. Risk Management	107
Note 14. Revenue Recognition	112
Note 15. Reportable Segments	115
Note 16. Leases	120
Note 17. Litigation and Environmental	121
Note 18. Recent Accounting Pronouncements	125

## Report of Independent Registered Public Accounting Firm

To the Board of Directors and Stockholders of Kinder Morgan, Inc.

### ***Opinions on the Financial Statements and Internal Control over Financial Reporting***

We have audited the accompanying consolidated balance sheets of Kinder Morgan, Inc. and its subsidiaries (the "Company") as of December 31, 2024 and 2023, and the related consolidated statements of income, of comprehensive income, of stockholders' equity and of cash flows for each of the three years in the period ended December 31, 2024, including the related notes (collectively referred to as the "consolidated financial statements"). We also have audited the Company's internal control over financial reporting as of December 31, 2024, based on criteria established in *Internal Control - Integrated Framework* (2013) issued by the Committee of Sponsoring Organizations of the Treadway Commission (COSO).

In our opinion, the consolidated financial statements referred to above present fairly, in all material respects, the financial position of the Company as of December 31, 2024 and 2023, and the results of its operations and its cash flows for each of the three years in the period ended December 31, 2024 in conformity with accounting principles generally accepted in the United States of America. Also in our opinion, the Company maintained, in all material respects, effective internal control over financial reporting as of December 31, 2024, based on criteria established in *Internal Control - Integrated Framework* (2013) issued by the COSO.

### ***Basis for Opinions***

The Company's management is responsible for these consolidated financial statements, for maintaining effective internal control over financial reporting, and for its assessment of the effectiveness of internal control over financial reporting, included in Management's Report on Internal Control Over Financial Reporting appearing under Item 9A. Our responsibility is to express opinions on the Company's consolidated financial statements and on the Company's internal control over financial reporting based on our audits. We are a public accounting firm registered with the Public Company Accounting Oversight Board (United States) (PCAOB) and are required to be independent with respect to the Company in accordance with the U.S. federal securities laws and the applicable rules and regulations of the Securities and Exchange Commission and the PCAOB.

We conducted our audits in accordance with the standards of the PCAOB. Those standards require that we plan and perform the audits to obtain reasonable assurance about whether the consolidated financial statements are free of material misstatement, whether due to error or fraud, and whether effective internal control over financial reporting was maintained in all material respects.

Our audits of the consolidated financial statements included performing procedures to assess the risks of material misstatement of the consolidated financial statements, whether due to error or fraud, and performing procedures that respond to those risks. Such procedures included examining, on a test basis, evidence regarding the amounts and disclosures in the consolidated financial statements. Our audits also included evaluating the accounting principles used and significant estimates made by management, as well as evaluating the overall presentation of the consolidated financial statements. Our audit of internal control over financial reporting included obtaining an understanding of internal control over financial reporting, assessing the risk that a material weakness exists, and testing and evaluating the design and operating effectiveness of internal control based on the assessed risk. Our audits also included performing such other procedures as we considered necessary in the circumstances. We believe that our audits provide a reasonable basis for our opinions.

### ***Definition and Limitations of Internal Control over Financial Reporting***

A company's internal control over financial reporting is a process designed to provide reasonable assurance regarding the reliability of financial reporting and the preparation of financial statements for external purposes in accordance with generally accepted accounting principles. A company's internal control over financial reporting includes those policies and procedures that (i) pertain to the maintenance of records that, in reasonable detail, accurately and fairly reflect the transactions and dispositions of the assets of the company; (ii) provide reasonable assurance that transactions are recorded as necessary to permit preparation of financial statements in accordance with generally accepted accounting principles, and that receipts and expenditures of the company are being made only in accordance with authorizations of management and directors of the company; and (iii) provide reasonable assurance regarding prevention or timely detection of unauthorized acquisition, use, or disposition of the company's assets that could have a material effect on the financial statements.

Because of its inherent limitations, internal control over financial reporting may not prevent or detect misstatements. Also, projections of any evaluation of effectiveness to future periods are subject to the risk that controls may become inadequate because of changes in conditions, or that the degree of compliance with the policies or procedures may deteriorate.



## **Critical Audit Matters**

The critical audit matter communicated below is a matter arising from the current period audit of the consolidated financial statements that was communicated or required to be communicated to the audit committee and that (i) relates to accounts or disclosures that are material to the consolidated financial statements and (ii) involved our especially challenging, subjective, or complex judgments. The communication of critical audit matters does not alter in any way our opinion on the consolidated financial statements, taken as a whole, and we are not, by communicating the critical audit matter below, providing a separate opinion on the critical audit matter or on the accounts or disclosures to which it relates.

### *Goodwill Impairment Assessment – Natural Gas Pipelines Regulated, Natural Gas Pipelines Non-Regulated, CO<sub>2</sub>, Products Pipelines, Products Pipelines Terminals, and Terminals Reporting Units*

As described in Notes 2 and 7 to the consolidated financial statements, the Company's consolidated goodwill balance was \$20.1 billion as of December 31, 2024, of which \$20.0 billion relates to the Natural Gas Pipelines Regulated, Natural Gas Pipelines Non-Regulated, CO<sub>2</sub>, Products Pipelines, Products Pipelines Terminals, and Terminals reporting units (collectively, "the reporting units"). Management evaluates goodwill for impairment on May 31 of each year, or more frequently to the extent events occur or conditions change between annual tests that would indicate a risk of possible impairment at the interim period. Management estimated the fair value of the reporting units based on a market approach utilizing forecasted earnings before interest, income taxes, depreciation, depletion and amortization expenses, including amortization of excess cost of equity investments (EBITDA), and the enterprise value to estimated EBITDA multiples of comparable companies for each reporting unit.

The principal considerations for our determination that performing procedures relating to the goodwill impairment assessment of the reporting units is a critical audit matter are (i) the significant judgment by management when developing the fair value estimate of the reporting units; (ii) a high degree of auditor judgment, subjectivity, and effort in performing procedures and evaluating management's significant assumptions related to forecasted EBITDA and the enterprise value to estimated EBITDA multiples of comparable companies for each of the reporting units; and (iii) the audit effort involved the use of professionals with specialized skill and knowledge.

Addressing the matter involved performing procedures and evaluating audit evidence in connection with forming our overall opinion on the consolidated financial statements. These procedures included testing the effectiveness of controls relating to management's goodwill impairment assessment, including controls over developing the fair value estimate of the reporting units. These procedures also included, among others (i) testing management's process for developing the fair value estimate of the reporting units; (ii) evaluating the appropriateness of the market approach used by management; (iii) testing the completeness and accuracy of underlying data used in the market approach; and (iv) evaluating the reasonableness of the significant assumptions used by management related to forecasted EBITDA and the enterprise value to estimated EBITDA multiples of comparable companies for each of the reporting units. Evaluating management's assumptions related to forecasted EBITDA and the enterprise value to estimated EBITDA multiples of comparable companies for each of the reporting units involved evaluating whether the assumptions used by management were reasonable considering (i) the current and past performance of the reporting units; (ii) the consistency with external market and industry data; and (iii) whether these assumptions were consistent with evidence obtained in other areas of the audit. Professionals with specialized skill and knowledge were used to assist in evaluating (i) the appropriateness of the market approach and (ii) the reasonableness of the assumption related to the enterprise value to estimated EBITDA multiples of comparable companies for each of the reporting units.

/s/ PricewaterhouseCoopers LLP

Houston, Texas  
February 13, 2025

We have served as the Company's auditor since 1997.

**KINDER MORGAN, INC. AND SUBSIDIARIES**  
**CONSOLIDATED STATEMENTS OF INCOME**  
(In millions, except per share amounts)

	Year Ended December 31,		
	2024	2023	2022
Revenues			
Services	\$ 8,916	\$ 8,371	\$ 8,145
Commodity sales	5,957	6,786	10,897
Other	227	177	158
Total Revenues	15,100	15,334	19,200
Operating Costs, Expenses and Other			
Costs of sales (exclusive of items shown separately below)	4,337	4,938	9,255
Operations and maintenance	2,972	2,807	2,655
Depreciation, depletion and amortization	2,354	2,250	2,186
General and administrative	712	668	637
Taxes, other than income taxes	433	421	441
Other income, net	(92)	(13)	(39)
Total Operating Costs, Expenses and Other	10,716	11,071	15,135
Operating Income	4,384	4,263	4,065
Other Income (Expense)			
Earnings from equity investments	890	838	803
Amortization of excess cost of equity investments	(50)	(66)	(75)
Interest, net	(1,844)	(1,797)	(1,513)
Other, net	27	(37)	55
Total Other Expense	(977)	(1,062)	(730)
Income Before Income Taxes	3,407	3,201	3,335
Income Tax Expense	(687)	(715)	(710)
Net Income	2,720	2,486	2,625
Net Income Attributable to Noncontrolling Interests	(107)	(95)	(77)
Net Income Attributable to Kinder Morgan, Inc.	\$ 2,613	\$ 2,391	\$ 2,548
Class P Common Stock			
Basic and Diluted Earnings Per Share	\$ 1.17	\$ 1.06	\$ 1.12
Basic and Diluted Weighted Average Shares Outstanding	2,220	2,234	2,258

The accompanying notes are an integral part of these consolidated financial statements.

**KINDER MORGAN, INC. AND SUBSIDIARIES**  
**CONSOLIDATED STATEMENTS OF COMPREHENSIVE INCOME**  
(In millions)

	Year Ended December 31,		
	2024	2023	2022
Net income	\$ 2,720	\$ 2,486	\$ 2,625
Other comprehensive income, net of tax			
Net unrealized (loss) gain from derivative instruments (net of taxes of \$8, \$(47), and \$92, respectively)	(29)	155	(312)
Reclassification into earnings of net derivative instruments loss (gain) to net income (net of taxes of \$(12), \$12, and \$(95), respectively)	40	(35)	320
Benefit plan adjustments (net of taxes of \$(33), \$(20), and \$(1), respectively)	111	65	1
Total other comprehensive income	122	185	9
Comprehensive income	2,842	2,671	2,634
Comprehensive income attributable to noncontrolling interests	(107)	(95)	(77)
Comprehensive income attributable to KMI	\$ 2,735	\$ 2,576	\$ 2,557

The accompanying notes are an integral part of these consolidated financial statements.

**KINDER MORGAN, INC. AND SUBSIDIARIES**  
**CONSOLIDATED BALANCE SHEETS**  
(In millions, except share and per share amounts)

	December 31,	
	2024	2023
<b>ASSETS</b>		
Current assets		
Cash and cash equivalents	\$ 88	\$ 83
Restricted deposits	126	13
Accounts receivable	1,506	1,588
Inventories	555	525
Other current assets	246	333
Total current assets	2,521	2,542
Property, plant and equipment, net	38,013	37,297
Investments	7,845	7,874
Goodwill	20,084	20,121
Other intangibles, net	1,760	1,957
Deferred charges and other assets	1,184	1,229
Total Assets	\$ 71,407	\$ 71,020
<b>LIABILITIES AND STOCKHOLDERS' EQUITY</b>		
Current liabilities		
Current portion of debt	\$ 2,009	\$ 4,049
Accounts payable	1,395	1,366
Accrued interest	543	513
Accrued taxes	276	272
Other current liabilities	878	1,021
Total current liabilities	5,101	7,221
Long-term liabilities and deferred credits		
Long-term debt		
Outstanding	29,779	27,880
Debt fair value adjustments	102	187
Total long-term debt	29,881	28,067
Deferred income taxes	2,070	1,388
Other long-term liabilities and deferred credits	2,488	2,615
Total long-term liabilities and deferred credits	34,439	32,070
Total Liabilities	39,540	39,291
Commitments and contingencies (Notes 8, 12, 16 and 17)		
Stockholders' Equity		
Class P Common Stock, \$0.01 par value, 4,000,000,000 shares authorized, 2,221,647,775 and 2,219,729,644 shares, respectively, issued and outstanding	22	22
Additional paid-in capital	41,237	41,190
Accumulated deficit	(10,633)	(10,689)
Accumulated other comprehensive loss	(95)	(217)
Total Kinder Morgan, Inc.'s stockholders' equity	30,531	30,306
Noncontrolling interests	1,336	1,423
Total Stockholders' Equity	31,867	31,729
Total Liabilities and Stockholders' Equity	\$ 71,407	\$ 71,020

The accompanying notes are an integral part of these consolidated financial statements.

**KINDER MORGAN, INC. AND SUBSIDIARIES**  
**CONSOLIDATED STATEMENTS OF CASH FLOWS**  
(In millions)

	Year Ended December 31,		
	2024	2023	2022
<b>Cash Flows From Operating Activities</b>			
Net income	\$ 2,720	\$ 2,486	\$ 2,625
Adjustments to reconcile net income to net cash provided by operating activities			
Depreciation, depletion and amortization	2,354	2,250	2,186
Deferred income taxes	647	710	692
Amortization of excess cost of equity investments	50	66	75
Change in fair value of derivative contracts	72	(126)	56
Gain on divestitures, net	(74)	(15)	(32)
Earnings from equity investments	(890)	(838)	(803)
Distributions of equity investment earnings	823	755	725
Pension contributions net of noncash pension benefit expenses	9	77	(50)
Changes in components of working capital, net of the effects of acquisitions and dispositions			
Accounts receivable	52	301	(220)
Inventories	(12)	188	(183)
Other current assets	(46)	108	(51)
Accounts payable	(5)	(201)	161
Accrued interest, net of interest rate swaps	43	(13)	50
Accrued taxes	5	2	(5)
Other current liabilities	(52)	(60)	11
Change in deferred revenues (Note 14)	(58)	870	(24)
Rate reparations, refunds and other litigation reserve adjustments	24	(19)	(190)
Other, net	(27)	(50)	(56)
<b>Net Cash Provided by Operating Activities</b>	<b>5,635</b>	<b>6,491</b>	<b>4,967</b>
<b>Cash Flows From Investing Activities</b>			
Acquisitions of assets and investments, net of cash acquired (Note 3)	(62)	(1,842)	(487)
Capital expenditures	(2,629)	(2,317)	(1,621)
Contributions to investments	(121)	(212)	(229)
Distributions from equity investments in excess of cumulative earnings	177	228	156
Other, net	6	(32)	6
<b>Net Cash Used in Investing Activities</b>	<b>(2,629)</b>	<b>(4,175)</b>	<b>(2,175)</b>
<b>Cash Flows From Financing Activities</b>			
Issuances of debt	10,441	7,590	9,058
Payments of debt	(10,557)	(7,356)	(9,735)
Debt issue costs	(33)	(20)	(25)
Dividends (Note 10)	(2,557)	(2,529)	(2,504)
Repurchases of shares (Note 10)	(7)	(522)	(368)
Proceeds from sale of noncontrolling interests (Note 3)	—	—	557
Contributions from noncontrolling interests	—	3	2
Distributions to noncontrolling interests	(154)	(151)	(116)
Other, net	(20)	(29)	(14)
<b>Net Cash Used in Financing Activities</b>	<b>(2,887)</b>	<b>(3,014)</b>	<b>(3,145)</b>
Effect of Exchange Rate Changes on Cash, Cash Equivalents and Restricted Deposits	(1)	—	—
<b>Net Increase (Decrease) in Cash, Cash Equivalents and Restricted Deposits</b>	<b>118</b>	<b>(698)</b>	<b>(353)</b>
Cash, Cash Equivalents and Restricted Deposits, beginning of period	96	794	1,147
<b>Cash, Cash Equivalents and Restricted Deposits, end of period</b>	<b>\$ 214</b>	<b>\$ 96</b>	<b>\$ 794</b>

**KINDER MORGAN, INC. AND SUBSIDIARIES (continued)**  
**CONSOLIDATED STATEMENTS OF CASH FLOWS**  
(In millions)

	Year Ended December 31,		
	2024	2023	2022
Cash and Cash Equivalents, beginning of period	\$ 83	\$ 745	\$ 1,140
Restricted Deposits, beginning of period	13	49	7
Cash, Cash Equivalents and Restricted Deposits, beginning of period	96	794	1,147
Cash and Cash Equivalents, end of period	88	83	745
Restricted Deposits, end of period	126	13	49
Cash, Cash Equivalents and Restricted Deposits, end of period	214	96	794
Net Increase (Decrease) in Cash, Cash Equivalents and Restricted Deposits	\$ 118	\$ (698)	\$ (353)
<b>Noncash Investing and Financing Activities</b>			
Net increase in property, plant and equipment from both accruals and contractor retainage	\$ 50	\$ 120	\$ 72
ROU assets and operating lease obligations recognized (Note 16)	36	56	22
Assets contributed to equity investment	—	16	—
<b>Supplemental Disclosures of Cash Flow Information</b>			
Cash paid during the period for interest (net of capitalized interest)	1,816	1,844	1,460
Cash paid during the period for income taxes, net	33	11	13

The accompanying notes are an integral part of these consolidated financial statements.

**KINDER MORGAN, INC. AND SUBSIDIARIES**  
**CONSOLIDATED STATEMENTS OF STOCKHOLDERS' EQUITY**  
(In millions)

	Common stock		Additional paid-in capital	Accumulated deficit	Accumulated other comprehensive loss	Stockholders' equity attributable to KMI	Non- controlling interests	Total
	Issued shares	Par value						
Balance at December 31, 2021	2,267	\$ 23	\$ 41,806	\$ (10,595)	\$ (411)	\$ 30,823	\$ 1,098	\$ 31,921
Impact of adoption of ASU 2020-06 (Note 10)			(11)			(11)		(11)
Balance at January 1, 2022	2,267	23	41,795	(10,595)	(411)	30,812	1,098	31,910
Repurchases of shares	(21)	(1)	(367)			(368)		(368)
EP Trust I Preferred security conversions			1			1		1
Restricted shares	2		54			54		54
Net income				2,548		2,548	77	2,625
Dividends				(2,504)		(2,504)		(2,504)
Distributions						—	(116)	(116)
Contributions						—	2	2
Impact of change in ownership interest in subsidiary			190			190	311	501
Other comprehensive income					9	9		9
Balance at December 31, 2022	2,248	22	41,673	(10,551)	(402)	30,742	1,372	32,114
Repurchases of shares	(32)		(522)			(522)		(522)
Restricted shares	4		44			44		44
Net income				2,391		2,391	95	2,486
Dividends				(2,529)		(2,529)		(2,529)
Distributions						—	(151)	(151)
Contributions						—	3	3
Acquisition (Note 3)						—	104	104
Other			(5)			(5)		(5)
Other comprehensive income					185	185		185
Balance at December 31, 2023	2,220	22	41,190	(10,689)	(217)	30,306	1,423	31,729
Repurchases of shares	(1)		(7)			(7)		(7)
Restricted shares	3		54			54		54
Net income				2,613		2,613	107	2,720
Dividends				(2,557)		(2,557)		(2,557)
Distributions						—	(154)	(154)
Acquisition adjustment (Note 3)						—	(38)	(38)
Other						—	(2)	(2)
Other comprehensive income					122	122		122
Balance at December 31, 2024	2,222	\$ 22	\$ 41,237	\$ (10,633)	\$ (95)	\$ 30,531	\$ 1,336	\$ 31,867

The accompanying notes are an integral part of these consolidated financial statements.

## KINDER MORGAN, INC. AND SUBSIDIARIES

### NOTES TO CONSOLIDATED FINANCIAL STATEMENTS

#### 1. General

We are one of the largest energy infrastructure companies in North America. Unless the context requires otherwise, references to “we,” “us,” “our,” “the Company,” or “KMI” are intended to mean Kinder Morgan, Inc. and its consolidated subsidiaries. Our pipelines transport natural gas, refined petroleum products, crude oil, condensate, CO<sub>2</sub>, renewable fuels and other products, and our terminals store and handle various commodities including gasoline, diesel fuel, jet fuel, chemicals, metals, petroleum coke, and ethanol and other renewable fuels and feedstocks.

#### 2. Summary of Significant Accounting Policies

##### ***Basis of Presentation***

Our reporting currency is U.S. dollars, and all references to dollars are U.S. dollars, unless stated otherwise. Our accompanying consolidated financial statements have been prepared under the rules and regulations of the SEC. These rules and regulations conform to the accounting principles contained in the FASB’s Accounting Standards Codification (ASC), the single source of GAAP. Under such rules and regulations, all significant intercompany items have been eliminated in consolidation. Additionally, certain amounts from prior years have been reclassified to conform to the current presentation.

##### ***Use of Estimates***

Certain amounts included in or affecting our financial statements and related disclosures must be estimated, requiring us to make certain assumptions with respect to values or conditions which cannot be known with certainty at the time our financial statements are prepared. These estimates and assumptions affect the amounts we report for assets and liabilities, our revenues and expenses during the reporting period, and our disclosures, including those related to contingent assets and liabilities at the date of our financial statements. We evaluate these estimates on an ongoing basis, utilizing historical experience, consultation with experts and other methods we consider reasonable in the particular circumstances. Nevertheless, actual results may differ significantly from our estimates. Any effects on our business, financial position or results of operations resulting from revisions to these estimates are recorded in the period in which the facts that give rise to the revision become known.

Certain accounting policies are of more significance in our financial statement preparation process than others, and set out below are the principal accounting policies we apply in the preparation of our consolidated financial statements.

##### ***Cash Equivalents and Restricted Deposits***

We define cash equivalents as all highly liquid short-term investments with original maturities of three months or less.

Amounts included in the restricted deposits in the accompanying consolidated financial statements represent a combination of restricted cash amounts required to be set aside by regulatory agencies to cover obligations for our captive insurance subsidiary and cash margin deposits posted by us with our counterparties associated with certain energy commodity contract positions.

##### ***Allowance for Credit Losses***

We evaluate our financial assets measured at amortized cost and off-balance sheet credit exposures for expected credit losses over the contractual term of the asset or exposure. We consider available information relevant to assessing the collectability of cash flows including the expected risk of credit loss even if that risk is remote. We measure expected credit losses on a collective (pool) basis when similar risk characteristics exist, and we reflect the expected credit losses on the amortized cost basis of the financial asset as of the reporting date.

Our financial instruments primarily consist of our accounts receivable from customers, notes receivable from affiliates and contingent liabilities such as proportional guarantees of debt obligations of an equity investee. We utilized historical analysis of credit losses experienced over the previous five years along with current conditions and reasonable and supportable forecasts of future conditions in our evaluation of collectability of our financial assets.



Our allowance for credit losses as of both December 31, 2024 and 2023 were immaterial and is included in "Other current assets" in our accompanying consolidated balance sheets.

### **Inventories**

Our inventories consist of materials and supplies and products such as natural gas, NGL, crude oil, condensate, refined petroleum products and transmix. We report products inventory at the lower of weighted-average cost or net realizable value. We report materials and supplies inventories at cost, and periodically review for physical deterioration and obsolescence.

### **Property, Plant and Equipment, net**

#### *Capitalization, Depreciation and Depletion and Disposals*

We report property, plant and equipment at its acquisition cost. We expense costs for routine maintenance and repairs in the period incurred. The following table summarizes our significant policies related to our property, plant and equipment. The application of these policies can involve significant estimates.

<b>Asset</b>	<b>Accounting Area</b>	<b>Policy</b>
Straight-line assets	Depreciation rates	<ul style="list-style-type: none"> <li>Depreciable lives are based on estimated economic lives. This includes age, manufacturing specifications, technological advances, estimated production life of the oil or gas field served by the asset, contract terms for assets on leased or customer property and historical data concerning useful lives of similar assets.</li> </ul>
	Gains and losses	<ul style="list-style-type: none"> <li>A gain or loss on the sale of property, plant and equipment is calculated as the difference between the cost of the asset disposed of, net of depreciation, and the sale proceeds received or when held for sale, the market value of the asset.</li> <li>A gain on an asset disposal is recognized in income in the period that the sale is closed.</li> <li>A loss is recognized when the asset is sold or when classified as held for sale.</li> <li>Gains and losses are recorded in operating costs, expenses and other.</li> </ul>
Composite assets	Depreciation rates	<ul style="list-style-type: none"> <li>A single depreciation rate is applied to the total cost of a functional group of assets that have similar economic characteristics until the net book value of the composite group equals the salvage value.</li> <li>Interstate natural gas FERC-regulated entities use the depreciation rates approved by the FERC.</li> <li>A depreciation rate for other composite assets is based on estimated economic lives. This includes age, manufacturing specifications, technological advances, estimated production life of the oil or gas field served by the asset, contract terms for assets on leased or customer property and historical data concerning useful lives of similar assets.</li> </ul>
	Gains and losses	<ul style="list-style-type: none"> <li>Gains and losses are credited or charged to accumulated depreciation, net of salvage and cost of removal.</li> <li>Gains or losses on land sales and FERC-approved operating unit sales are recorded in operating costs, expenses and other.</li> </ul>
Oil and gas producing activities(a)	Successful efforts method of accounting	<ul style="list-style-type: none"> <li>Costs that are incurred to acquire leasehold and subsequent development costs are capitalized.</li> <li>Costs that are associated with the drilling of successful exploration wells are capitalized if proved reserves are found.</li> <li>Costs associated with the drilling of exploratory wells that do not find proved reserves, geological and geophysical costs, and costs of certain non-producing leasehold costs are expensed as incurred.</li> <li>The capitalized costs of our producing oil and gas properties are depreciated and depleted by the units-of-production method.</li> <li>Other miscellaneous property, plant and equipment are depreciated over the estimated useful lives of the asset.</li> </ul>
	Enhanced recovery techniques	<ul style="list-style-type: none"> <li>In some cases, the cost of the CO<sub>2</sub> associated with enhanced recovery is capitalized as part of our development costs when it is injected.</li> <li>The cost of CO<sub>2</sub> associated with pressure maintenance operations for reservoir management is expensed when it is injected.</li> <li>When CO<sub>2</sub> is recovered in conjunction with oil production, it is extracted and re-injected, and all of the associated costs are expensed as incurred.</li> <li>Proved developed reserves are used in computing units of production rates for drilling and development costs, and total proved reserves are used for depletion of leasehold costs.</li> </ul>

(a) Gains and losses associated with assets in our oil and gas producing activities have a similar treatment as with that associated with our straight-line assets.

Circumstances may develop which cause us to change our estimates, thus impacting the future calculation of depreciation and amortization expense. Historically, adjustments to useful lives have not had a material impact on our aggregate depreciation levels from year to year.

#### *Asset Retirement Obligations*

We record liabilities for obligations related to the retirement and removal of long-lived assets used in our businesses. The majority of our asset retirement obligations are associated with our CO<sub>2</sub> business where we are required to plug and abandon oil and gas wells that have been removed from service and to remove the surface wellhead equipment and compressors, but we also have obligations for certain gathering and long-haul pipelines and certain processing plants. We record, as liabilities, the fair value of asset retirement obligations on a discounted basis when they are incurred and can be reasonably estimated, which is typically at the time the assets are installed or acquired. The fair value estimates are primarily based on Level 3 inputs of the fair value hierarchy. The inputs include estimates and assumptions related to timing of settlement and retirement costs, which we base on historical retirement costs, future inflation rates and credit-adjusted risk-free interest rates. Amounts recorded for the related assets are increased by the amount of these obligations. Over time, the liabilities are accreted to reflect the change in their present value, and the initial capitalized costs are depreciated over the useful lives of the related assets. The liabilities are eventually extinguished when the asset is taken out of service. Our estimates of retirement costs could change as a result of changes in cost estimates and/or timing of the obligation.

The following table summarizes changes in the asset retirement obligations included in our accompanying consolidated balance sheets:

	December 31,	
	2024	2023
	(In millions)	
Balance at beginning of period	\$ 231	\$ 204
Accretion expense	13	12
Divestitures (Note 3)	(33)	—
Acquisitions (Note 3)	43	12
New obligations	10	10
Settlements	(16)	(7)
Balance at end of period(a)	\$ 248	\$ 231

(a) Balances at December 31, 2024 and 2023 include \$2 million and \$3 million, respectively, included within "Other current liabilities" on our accompanying consolidated balance sheets.

For certain assets, we currently cannot reasonably estimate the fair value of the asset retirement obligations because the associated assets have indeterminate lives. These assets include certain pipelines, processing plants and distribution facilities, and liquids and bulk terminal facilities. Based on the widespread use of hydrocarbons domestically and for international export, management expects supply and demand to exist for the foreseeable future. Therefore, the remaining useful lives of these assets are indeterminate due to prolonged expected demand. Additionally, these assets could also benefit from potential future conversion opportunities. For example, certain assets could be converted to transport, handle or store products other than traditional hydrocarbons. Under our integrity program, individual asset parts are replaced regularly. Although some of the individual asset parts may be replaced, the assets themselves may remain intact indefinitely. For these assets, an asset retirement obligation, if any, will be recognized once sufficient information is available to reasonably estimate the fair value of the obligation.

#### *Long-lived Asset Impairments*

We evaluate long-lived assets including leases and investments for impairment whenever events or changes in circumstances indicate that our carrying amount of an asset or investment may not be recoverable.

In addition to our annual goodwill impairment test discussed further below, to the extent triggering events exist, we complete a review of the carrying value of our long-lived assets, including property, plant and equipment as well as other intangibles, and record, as applicable, the appropriate impairments using a two-step approach. To determine if a long-lived

asset is recoverable, we compare the asset's estimated undiscounted cash flows to its carrying value (step 1). Because the impairment test for long-lived assets held in use is based on estimated undiscounted cash flows, there may be instances where an asset or asset group is not considered impaired, even when its fair value may be less than its carrying value, because the asset or asset group is recoverable based on the cash flows to be generated over the estimated life of the asset or asset group. If the carrying value of a long-lived asset or asset group is in excess of estimated undiscounted cash flows, we typically use discounted cash flow analyses to calculate the fair value of the long-lived asset to determine if an impairment is required and the amount of the impairment losses to be recognized (step 2).

We evaluate our oil and gas producing properties for impairment of value on a field-by-field basis or, in certain instances, by logical grouping of assets if there is significant shared infrastructure, using undiscounted future cash flows based on estimated future oil and gas production volumes.

Oil and gas producing properties deemed to be impaired are written down to their fair value, as determined by discounted future cash flows based on estimated future oil and gas production volumes. Unproved oil and gas properties that are individually significant are periodically assessed for impairment of value, and a loss is recognized at the time of impairment.

#### ***Equity Method of Accounting and Basis Differences***

We use the equity method of accounting for investments which we do not control, but for which we have the ability to exercise significant influence. The carrying values of these investments are impacted by our share of investee income or loss, distributions, amortization or accretion of basis differences and other-than-temporary impairments.

The difference between the carrying value of an investment and our share of the investment's underlying equity in net assets is referred to as a basis difference. If the basis difference is assigned to depreciable or amortizable assets and liabilities, the basis difference is amortized or accreted as part of our share of investee earnings. To the extent that the basis difference relates to goodwill, referred to as equity method goodwill, the amount is not amortized.

We evaluate our equity method investments for other-than-temporary impairment. When an other-than-temporary impairment is recognized, the loss is recorded as a reduction in equity earnings.

#### ***Goodwill***

Goodwill is the cost of an acquisition of a business in excess of the fair value of acquired assets and liabilities and is recorded as an asset on our balance sheet. Goodwill is not subject to amortization but must be tested for impairment at least annually and in interim periods if indicators of impairment exist. This test requires us to assign goodwill to an appropriate reporting unit and compare the fair value of a reporting unit to its carrying value. If the carrying value of a reporting unit, including allocated goodwill, exceeds its fair value an impairment is measured and recorded at the amount by which the reporting unit's carrying value exceeds its fair value.

We evaluate goodwill for impairment on May 31 of each year, or more frequently to the extent events occur or conditions change between annual tests that would indicate a risk of possible impairment at the interim period. For purposes of our May 31, 2024 evaluation, we grouped our businesses into seven reporting units as follows: (i) Natural Gas Pipelines Regulated; (ii) Natural Gas Pipelines Non-Regulated; (iii) CO<sub>2</sub>; (iv) Products Pipelines (excluding associated terminals); (v) Products Pipelines Terminals (evaluated separately from Products Pipelines for goodwill purposes); (vi) Terminals; and (vii) Energy Transition Ventures. Generally, the evaluation of goodwill for impairment involves a quantitative test, although under certain circumstances an initial qualitative evaluation may be sufficient to conclude that goodwill is not impaired without conducting the quantitative test.

A large portion of our goodwill is non-deductible for tax purposes, and as such, to the extent there are impairments, all or a portion of the impairment may not result in a corresponding tax benefit.

Refer to Note 7 for further information.

#### ***Other Intangibles***

Excluding goodwill, our other intangible assets include customer contracts and other relationships and agreements.

Our intangible assets primarily relate to customer contracts or other relationships for the handling and storage of petroleum, chemical, and dry-bulk materials, including oil, gasoline, and other refined petroleum products, petroleum coke, metals and

ores, the gathering of natural gas and the production and supply of RNG. We determined the values of these intangible assets by first, estimating the revenues derived from a customer contract or relationship (offset by the cost and expenses of supporting assets to fulfill the contract), and second, discounting the revenues at a risk adjusted discount rate.

We amortize the costs of our intangible assets to expense in a systematic and rational manner over their estimated useful lives. The life of each intangible asset is based either on the life of the corresponding customer contract or agreement or, in the case of a customer relationship intangible (the life of which was determined by an analysis of all available data on that business relationship), the length of time used in the discounted cash flow analysis to determine the value of the customer relationship. Among the factors we weigh, depending on the nature of the asset, are the effects of obsolescence, new technology, and competition.

The following tables summarize our other intangible assets as of December 31, 2024 and 2023 and our amortization expense for the years ended December 31, 2024, 2023 and 2022:

	December 31,	
	2024	2023
	(In millions)	
Gross	\$ 3,543	\$ 3,543
Accumulated amortization	(1,783)	(1,586)
Net carrying amount	\$ 1,760	\$ 1,957

	December 31,		
	2024	2023	2022
	(In millions)		
Amortization expense	\$ 197	\$ 202	\$ 253

Our estimated amortization expense for our intangible assets for each of the next five fiscal years is:

	2025	2026	2027	2028	2029
	(In millions)				
Estimated amortization expenses	\$ 193	\$ 191	\$ 191	\$ 190	\$ 189

### Revenue Recognition

The majority of our revenues are accounted for under Topic 606, *Revenue from Contracts with Customers*; however, to a limited extent, some revenues are accounted for under other guidance such as Topic 842, *Leases* or Topic 815, *Derivatives and Hedging Activities*.

#### Revenue from Contracts with Customers

We review our contracts with customers using the following steps to recognize revenue based on the transfer of goods or services to customers and in amounts that reflect the consideration the company expects to receive for those goods or services. The steps include: (i) identify the contract; (ii) identify the performance obligations of the contract; (iii) determine the transaction price; (iv) allocate the transaction price to the performance obligations in the contract; and then (v) recognize revenue when (or as) the performance obligation is satisfied. Each of these steps involves management judgment and an analysis of the contract's material terms and conditions.

Our customer sales contracts primarily include sales of natural gas, NGL, crude oil, CO<sub>2</sub> and transmix, as described below. Generally, for the majority of these contracts (i) each unit (Bcf, gallon, barrel, etc.) of commodity is a separate performance obligation, as our promise is to sell multiple distinct units of commodity at a point in time; (ii) the transaction price principally consists of variable consideration, which amount is determinable each month end based on our right to invoice at month end for the value of commodity sold to the customer that month; and (iii) the transaction price is allocated to each performance obligation based on the commodity's standalone selling price and recognized as revenue upon delivery of the commodity, which is the point in time when the customer obtains control of the commodity and our performance obligation is satisfied.

Our customer services contracts are primarily for transportation service, storage service, gathering and processing service, and terminaling, as described below. Generally, for the majority of these contracts (i) our promise is to transfer (or stand ready to transfer) a series of distinct integrated services over a period of time, which is a single performance obligation; (ii) the

transaction price includes fixed and/or variable consideration, which amount is determinable at contract inception and/or at each month end based on our right to invoice at month end for the value of services provided to the customer that month; and (iii) the transaction price is recognized as revenue over the service period specified in the contract (which can be a day, including each day in a series of promised daily services, a month, a year, or other time increment, including a deficiency makeup period) as the services are rendered using a time-based (passage of time) or units-based (units of service transferred) output method for measuring the transfer of control of the services and satisfaction of our performance obligation over the service period, based on the nature of the promised service (e.g., firm or non-firm) and the terms and conditions of the contract.

#### **Firm Services**

Firm services (also called uninterruptible services) are services that are promised to always be available to the customer during the period(s) covered by the contract, with limited exceptions. Our firm service contracts are typically structured with take-or-pay or minimum volume provisions, which specify minimum service quantities a customer will pay for even if it chooses not to receive or use them in the specified service period (referred to as "deficiency quantities"). For take-or-pay contracts, we recognize the take-or-pay amount as revenue ratably over the service period based on the passage of time as our performance obligation is to make the service, or a part of the service (e.g., reservation), continuously available over such period. For contracts with minimum volume provisions, we recognize the portion of the transaction price associated with the minimum provision as each service period expires and, as a result, our performance obligation is satisfied.

#### **Non-Firm Services**

Non-firm services (also called interruptible services) are the opposite of firm services in that such services are provided to a customer on an "as available" basis. Generally, we do not have an obligation to perform these services until we accept a customer's periodic request for service. For the majority of our non-firm service contracts, the customer will pay only for the actual quantities of services it chooses to receive or use, and we typically recognize the transaction price as revenue as those units of service are transferred to the customer in the specified service period (typically a daily or monthly period).

#### **Contract Balances**

Contract assets and contract liabilities are the result of timing differences between revenue recognition, billings and cash collections. We recognize contract assets in those instances where billing occurs subsequent to revenue recognition, and our right to invoice the customer is conditioned on something other than the passage of time. Our contract assets are substantially related to breakage revenue associated with our firm service contracts with minimum volume commitment payment obligations where the customer cannot or will not make up deficiency quantities in the specified service period and contracts where we apply revenue levelization (i.e., contracts with fixed rates per volume that increase over the life of the contract for which we record revenue ratably per unit over the life of the contract based on our performance obligations that are generally unchanged over the life of the contract). Our contract liabilities are substantially related to (i) capital improvements paid for in advance by certain customers generally in our non-regulated businesses, which we subsequently recognize as revenue on a straight-line basis over the initial term of the related customer contracts; (ii) consideration received from customers for temporary deficiency quantities under minimum volume contracts that we expect will be made up in a future period, which we subsequently recognize as revenue when the customer makes up the volumes or the likelihood that the customer will exercise its right for deficiency volumes becomes remote (e.g., there is insufficient capacity to make up the volumes, the deficiency makeup period expires); and (iii) contracts with fixed rates per volume that decrease over the life of the contract where we apply revenue levelization for amounts received for our future performance obligations. We reassess amounts recorded as contract assets or liabilities upon contract modification.

Refer to Note 14 for further information.

#### **Costs of Sales**

Costs of sales primarily includes the cost to purchase energy commodities sold, including natural gas, crude oil, NGL and other refined petroleum products, adjusted for the effects of our energy commodity hedging activities, as applicable. Costs of our crude oil, gas and CO<sub>2</sub> producing activities, such as those in our CO<sub>2</sub> business segment, are not accounted for as costs of sales.

#### **Operations and Maintenance**

Operations and maintenance includes costs of services and is primarily comprised of (i) operational labor costs and (ii) operations, maintenance and asset integrity, regulatory and environmental costs. Costs associated with our crude oil, gas and

CO<sub>2</sub> producing activities included within operations and maintenance totaled \$ 402 million, \$393 million and \$367 million for the years ended December 31, 2024, 2023 and 2022, respectively.

### ***Environmental Matters***

We capitalize certain environmental expenditures required to obtain rights-of-way, regulatory approvals or permitting as part of the construction of facilities we use in our business operations. We accrue and expense environmental costs that relate to an existing condition caused by past operations, which do not contribute to current or future revenue generation. We generally do not discount environmental liabilities to a net present value, and we record environmental liabilities when environmental assessments and/or remedial efforts are probable and we can reasonably estimate the costs, such as after the completion of a feasibility study or commitment to a formal plan of action. We recognize receivables for anticipated associated insurance recoveries when such recoveries are deemed to be probable. We record at estimated fair value, where appropriate, environmental liabilities assumed in a business combination.

We routinely conduct reviews of potential environmental issues and claims that assist us in identifying environmental issues and estimating the costs and timing of remediation efforts. We also routinely adjust our environmental liabilities to reflect changes in previous estimates. In making environmental liability estimations, we consider the material effect of environmental compliance, pending legal actions against us, and potential third-party liability claims we may have against others. Often, as the remediation evaluation and effort progresses, additional information is obtained, requiring revisions to estimated costs.

### ***Leases***

We lease property including corporate and field offices and facilities, vehicles, heavy work equipment including rail cars and large trucks, tanks, office equipment and land. Our leases have remaining lease terms of one to 46 years, some of which have options to extend or terminate the lease. We determine if an arrangement is a lease at inception or upon modification. For purposes of calculating operating lease liabilities, lease terms may be deemed to include options to extend or terminate the lease when it is reasonably certain that we will exercise that option.

Our operating ROU assets and operating lease liabilities are recognized based on the present value of lease payments over the lease term at commencement date. Leases with variable rate adjustments, such as Consumer Price Index (CPI) adjustments, are reflected based on contractual lease payments as outlined within the lease agreement and not adjusted for any CPI increases or decreases. Because most of our leases do not provide an explicit rate of return, we use our incremental secured borrowing rate based on lease term information available at the commencement date of the lease in determining the present value of lease payments. We have real estate lease agreements with lease and non-lease components, which are accounted for separately. For certain equipment leases, such as copiers and vehicles, we account for the leases under a portfolio method. Leases that were grandfathered under various portions of Topic 842, such as land easements, are reassessed when the agreements are modified.

Refer to Note 16 for further information.

### ***Share-based Compensation***

We recognize compensation expense ratably over the vesting period of the restricted stock award based on the grant-date fair value, which is determined based on the market price of our Class P common stock on the grant date, less estimated forfeitures. Forfeiture rates are estimated based on historical forfeitures under our equity award plans. Upon vesting, the restricted stock award will be settled in unrestricted shares of our Class P common stock.

### ***Pensions and Other Postretirement Benefits***

We recognize the differences between the fair value of each of our and our consolidated subsidiaries' pension and other postretirement benefit plans' assets and the benefit obligations as either assets or liabilities on our consolidated balance sheets. We record deferred plan costs and income—unrecognized losses and gains, unrecognized prior service costs and credits, and any remaining unamortized transition obligations—net of income taxes in "Accumulated other comprehensive loss," with the proportionate share associated with less than wholly owned consolidated subsidiaries allocated and included within "Noncontrolling interests," or as a regulatory asset or liability for certain of our regulated operations, until they are amortized as a component of benefit expense.

### ***Deferred Financing Costs***

We capitalize financing costs incurred with new borrowings and amortize the costs over the contractual term of the related obligations.

### ***Noncontrolling Interests***

Noncontrolling interests represents the interests in our consolidated subsidiaries that are not owned by us. In our accompanying consolidated statements of income, the noncontrolling interest in the net income of our less than wholly owned consolidated subsidiaries is shown as an allocation of our consolidated net income and is presented separately as "Net Income Attributable to Noncontrolling Interests." In our accompanying consolidated balance sheets, noncontrolling interests is presented separately as "Noncontrolling interests" within "Stockholders' Equity."

### ***Income Taxes***

Income tax expense is recorded based on an estimate of the effective tax rate in effect or to be in effect during the relevant periods. Changes in tax legislation are included in the relevant computations in the period in which such changes are enacted. We do business in a number of states with differing laws concerning how income subject to each state's tax structure is measured and at what effective rate such income is taxed. Therefore, we must make estimates of how our income will be apportioned among the various states in order to arrive at an overall effective tax rate. Changes in our effective tax rate, including any effect on previously recorded deferred taxes, are recorded in the period in which the need for such change is identified.

Deferred income tax assets and liabilities are recognized for temporary differences between the basis of assets and liabilities for financial reporting and tax purposes. Deferred tax assets are reduced by a valuation allowance when it is more-likely-than-not that all, or a portion, of a deferred tax asset will not be realized. While we have considered estimated future taxable income and prudent and feasible tax planning strategies in determining the amount of our valuation allowance, any change in the amount that we expect to ultimately realize will be included in income in the period in which such a determination is reached. Income tax effects are released from accumulated other comprehensive loss to retained earnings, when applicable, on an individual item basis as those items are reclassified into income.

In determining the deferred income tax asset and liability balances attributable to our investments, we apply an accounting policy that looks through our investments. The application of this policy resulted in no deferred income taxes being provided on the difference between the book and tax basis on the non-tax-deductible goodwill portion of our investments, including KMI's investment in its wholly-owned subsidiary, KMP.

### ***Risk Management Activities***

We utilize energy commodity derivative contracts for the purpose of mitigating our risk resulting from fluctuations in the market price of commodities including crude oil, natural gas, and NGL. In addition, we enter into interest rate swap agreements for the purpose of managing our interest rate exposure associated with our debt obligations. We also enter into cross-currency swap agreements to manage our foreign currency risk associated with certain debt obligations. We measure our derivative contracts at fair value and we report them on our balance sheet as either an asset or liability. For certain physical forward commodity derivatives contracts, we apply the normal purchase/normal sale exception, whereby the revenues and expenses associated with such transactions are recognized during the period when the commodities are physically delivered or received.

For qualifying accounting hedges, we formally document the relationship between the hedging instrument and the hedged item, the risk management objectives, and the methods used for assessing and testing effectiveness. When we designate a derivative contract as a cash flow accounting hedge, the entire change in fair value of the derivative that is included in the assessment of hedge effectiveness is deferred in "Accumulated other comprehensive loss" and reclassified into earnings in the period in which the hedged item affects earnings. When we designate a derivative contract as a fair value accounting hedge, the change in fair value of the hedged item is recorded as an adjustment to the carrying value of the hedged item and recognized currently in earnings in the same line item that the change in fair value of the derivative is recognized currently in earnings. Therefore, any difference between the changes in fair values of the item being hedged and the derivative contract results in a gain or loss from the hedging relationship recognized currently in earnings.

For derivative instruments that are not designated as accounting hedges, or for which we have not elected the normal purchase/normal sales exception, changes in fair value are recognized currently in earnings.

Unrealized gains and losses associated with our derivative activities that affect income are reflected as "Change in fair market value of derivative contracts" within our accompanying consolidated statement of cash flows as a noncash add back to net income to arrive at cash flows from our derivative activities for the period. Net changes in our interest receivable and payable balances that represent accruals and periodic settlements of interest on our interest rate swaps are included within "Accrued interest, net of interest rate swaps" on our accompanying consolidated statement of cash flows.

### **Fair Value**

The fair values of our financial instruments are separated into three broad levels (Levels 1, 2 and 3) based on our assessment of the availability of observable market data and the significance of non-observable data used to determine fair value. We assign each fair value measurement to a level corresponding to the lowest level input that is significant to the fair value measurement in its entirety. Recognized valuation techniques utilize inputs such as contractual prices, quoted market prices or rates, and discount factors. These inputs may be either readily observable or corroborated by market data.

### **Regulatory Assets and Liabilities**

Regulatory assets and liabilities represent probable future revenues or expenses associated with certain charges and credits that will be recovered from or returned to customers through the ratemaking process. In instances where we receive recovery in tariff rates related to losses on dispositions of operating units, we record a regulatory asset for the estimated recoverable amount. We include the amounts of our regulatory assets and liabilities within "Other current assets," "Deferred charges and other assets," "Other current liabilities" and "Other long-term liabilities and deferred credits," respectively, in our accompanying consolidated balance sheets.

The following table summarizes our regulatory asset and liability balances as of December 31, 2024 and 2023:

	December 31,	
	2024	2023
	(In millions)	
Current regulatory assets	\$ 25	\$ 26
Non-current regulatory assets	231	214
Total regulatory assets(a)	\$ 256	\$ 240
Current regulatory liabilities	\$ 35	\$ 45
Non-current regulatory liabilities	197	188
Total regulatory liabilities(b)	\$ 232	\$ 233

- (a) Regulatory assets as of December 31, 2024 include (i) \$90 million of unamortized losses on disposal of assets; (ii) \$11 million income tax gross up on equity AFUDC; and (iii) \$125 million of other assets, including amounts related to fuel tracker arrangements. Approximately \$162 million of the regulatory assets, with a weighted average remaining recovery period of 8 years, are recoverable without earning a return, including the income tax gross up on equity AFUDC for which there is an offsetting deferred income tax balance for FERC rate base purposes; therefore, it does not earn a return.
- (b) Regulatory liabilities as of December 31, 2024 are comprised of customer prepayments to be credited to shippers or other over-collections that are expected to be returned to shippers or netted against under-collections over time. Approximately \$118 million of the \$197 million classified as non-current is expected to be credited to shippers over a remaining weighted average period of 11 years, while the remaining \$79 million is not subject to a defined period.

### **Earnings per Share**

We calculate earnings per share using the two-class method. Earnings were allocated to Class P common stock and participating securities based on the amount of dividends paid in the current period plus an allocation of the undistributed earnings or excess distributions over earnings to the extent that each security participates in undistributed earnings or excess distributions over earnings. Our unvested restricted stock awards, which may be restricted stock or restricted stock units issued to employees and non-employee directors and include dividend equivalent payments, do not participate in excess distributions over earnings.



The following table sets forth the allocation of net income available to shareholders of Class P common stock and participating securities:

	Year Ended December 31,		
	2024	2023	2022
	(In millions, except per share amounts)		
Net Income Available to Stockholders	\$ 2,613	\$ 2,391	\$ 2,548
Participating securities:			
Less: Net Income Allocated to Restricted stock awards(a)	(15)	(14)	(13)
Net Income Allocated to Common Stockholders	\$ 2,598	\$ 2,377	\$ 2,535
Basic Weighted Average Shares Outstanding	2,220	2,234	2,258
Basic Earnings Per Share	\$ 1.17	\$ 1.06	\$ 1.12

(a) As of December 31, 2024, there were approximately 13 million restricted stock awards outstanding.

The following maximum number of potential common stock equivalents are antidilutive and, accordingly, are excluded from the determination of diluted earnings per share. As we have no other common stock equivalents, our diluted earnings per share are the same as our basic earnings per share for all periods presented.

	Year Ended December 31,		
	2024	2023	2022
	(In millions on a weighted average basis)		
Unvested restricted stock awards	13	13	13
Convertible trust preferred securities	3	3	3

### 3. Acquisitions and Divestitures

#### Acquisitions

For acquired businesses, we recognize the identifiable assets acquired, the liabilities assumed and any noncontrolling interest in the acquiree at their estimated fair values on the date of acquisition with any excess purchase price over the fair value of net assets acquired recorded to goodwill. Determining the fair value of these items requires management's judgment and the utilization of an independent valuation specialist, if applicable, and involves the use of significant estimates and assumptions.

Our allocation of the purchase price for acquisitions completed during the years ended December 31, 2024, 2023 and 2022 are detailed below:

Assignment of Purchase Price									
Ref	Acquisition	Purchase price	Current assets	Property, plant & equipment	Other long-term assets	Current liabilities	Long-term liabilities	Non-controlling interest	Resulting goodwill
		(In millions)							
(1)	North McElroy Unit	\$ 61	\$ 1	\$ 102	\$ —	\$ —	\$ (42)	\$ —	\$ —
(2)	STX Midstream	1,829	25	1,199	549	(6)	—	(66)	128
(3)	Diamond M	13	—	25	—	—	(12)	—	—
(4)	North American Natural Resources	132	2	5	64	—	—	—	61
(5)	Mas Ranger, LLC	358	9	31	320	(2)	—	—	—

#### (1) North McElroy Unit Acquisition

On June 10, 2024, we completed the acquisition of AVAD Energy Partners' interest in North McElroy Unit, which is an existing waterflood located in Crane County, Texas for a purchase price of \$61 million. The acquired long-term liabilities consist of asset retirement obligations. The acquired assets are included in our CO<sub>2</sub> business segment.

#### *(2) STX Midstream Pipeline System (STX Midstream) Acquisition*

On December 28, 2023, we completed the acquisition of STX Midstream from NextEra Energy Partners for a purchase price of \$ 1,829 million, including purchase price adjustments for working capital. Other long-term assets includes \$357 million related to customer relationships with weighted average amortization period of 15 years and \$192 million related to a 50% equity investment interest in Dos Caminos, LLC. The acquisition included a 90% interest in NET Mexico Pipeline LLC. During the year ended December 31, 2024, the Company identified an adjustment of \$38 million to the calculation of noncontrolling interest in addition to measurement period adjustments of \$10 million, resulting in a net \$28 million decrease to goodwill. The goodwill consists primarily of synergies expected from the business combination and \$124 million of the goodwill recorded is expected to be tax deductible. The acquired assets are included in our Natural Gas business segment.

The determination of fair value utilized valuation methodologies including discounted cash flows for the customer relationships intangible assets and the equity method investment and the replacement cost approach for the property, plant and equipment. The significant assumptions made in performing these valuations include the discount rate utilized to value the customer relationships intangible assets and equity method investment and replacement costs used to value property, plant and equipment.

#### *(3) Diamond M Acquisition*

On June 1, 2023, we completed the acquisition of the Diamond M Field from Parallel Petroleum LLC for a purchase price of \$ 13 million, including purchase price adjustments for working capital. During the year ended December 31, 2024, we acquired an additional working interest from Collins Permian LP for a purchase price of \$3 million, net of an immaterial asset retirement obligation assumed. These acquired assets, which are adjacent to our SACROC field, are included in our CO<sub>2</sub> business segment.

#### *(4) North American Natural Resources Acquisition*

On August 11, 2022, we completed the acquisition of seven landfill assets with the purchase of North American Natural Resources, Inc. and, its sister companies, North American Biofuels, LLC and North American-Central, LLC (NANR) consisting of GTE facilities in Michigan and Kentucky for \$132 million, including purchase price adjustments for working capital. Other long-term assets within the purchase price allocation consists of intangibles related to gas rights and customer contracts with a weighted average amortization period of approximately 13 years. The goodwill associated with this acquisition is tax deductible. The acquired assets align with our strategy to invest in low-carbon energy and are included as part of our Energy Transition Ventures group within our CO<sub>2</sub> business segment. During November 2023, the seller exercised its option to repurchase one of the landfill assets for an insignificant amount.

#### *(5) Mas Ranger Acquisition*

On July 19, 2022, we completed an acquisition of three landfill assets with the purchase of Mas Ranger, LLC and its subsidiaries from Mas CanAm, LLC, comprising an RNG facility in Arlington, Texas and medium Btu facilities in Shreveport, Louisiana and Victoria, Texas for \$358 million including purchase price adjustments for working capital. Other long-term assets within the purchase price allocation reflects an intangible related to a customer contract with an amortization period of approximately 17 years. The acquired assets align with our strategy to invest in low-carbon energy and are included as part of our Energy Transition Ventures group within our CO<sub>2</sub> business segment.

#### *Pro Forma Information*

Pro forma consolidated income statement information that gives effect to the above acquisitions as if they had occurred as of January 1 of each year preceding each transaction is not presented because it would not be materially different from the information presented in our accompanying consolidated statements of income.

#### *Subsequent Event*

On January 13, 2025, we announced that we had entered into an agreement to purchase a natural gas gathering and processing system in North Dakota from Outrigger Energy II LLC for a cash payment of \$640 million. The acquisition includes a 0.27 Bcf/d processing facility and a 104-mile, large-diameter, high-pressure rich gas gathering header pipeline with 0.35 Bcf/d of capacity connecting supplies from the Williston Basin area to high-demand markets. Subject to customary closing conditions and regulatory approval, this transaction is expected to close in the first quarter of 2025.

## Divestitures

### CO<sub>2</sub> Divestiture

In June 2024, we divested our interests in the Katz Unit, Goldsmith Landreth San Andres Unit, Tall Cotton Field and Reinecke Unit, along with certain shallow interests in the Diamond M Field, all located in the Permian Basin, and received a leasehold interest in an undeveloped leasehold directly adjacent to the SACROC Unit. In addition to the leasehold interest, we received \$18 million of cash proceeds from this divestiture, net of working capital adjustments, which is reported as an investing activity within "Other, net" on our accompanying consolidated statement of cash flows, and recorded a gain of \$40 million, which is reported within "Other income, net" on our accompanying consolidated statement of income and includes the effect of a \$33 million reduction in our asset retirement obligations that were transferred to the buyer. The assets were included in our CO<sub>2</sub> business segment.

### Sale of Interest in ELC

On September 26, 2022, we completed the sale of a 25.5% ownership interest in ELC. We received net proceeds of \$557 million which were used to reduce short-term borrowings. As we continue to have a controlling financial interest in ELC, we recorded an increase of \$190 million to "Additional paid in capital" for the impact of the change in our ownership interest in ELC, which is reflected on our accompanying consolidated statement of stockholders' equity for the year ended December 31, 2022. We continue to own a 25.5% interest in and operate ELC.

We continue to consolidate ELC. We have determined that ELC is a variable interest entity and Southern Liquefaction Company, LLC (SLC), which is indirectly controlled by us, is the primary beneficiary because it has the ability to direct the activities that most significantly impact ELC's economic performance and the right to receive benefits and the obligation to absorb losses. In addition to being the operator of ELC, the evaluation of ELC as a variable interest entity and SLC as the primary beneficiary included consideration of the following: (i) a liquefaction service agreement between ELC and its customer was designed for recovery by ELC of actual costs for operating and maintaining ELC's facilities, which reduces the risk for all equity owners to absorb losses resulting from cost variability; and (ii) substantially all ELC's activities involve KMI subsidiaries under common control that provide services for and benefit from the operations of ELC.

The following table shows the carrying amount and classification of ELC's assets and liabilities in our consolidated balance sheets:

	December 31,	
	2024	2023
	(In millions)	
<b>Assets</b>		
Current assets	\$ 47	\$ 46
Property, plant and equipment, net	1,129	1,162
Deferred charges and other assets	6	5
<b>Liabilities</b>		
Current liabilities	\$ 18	\$ 15
Other long-term liabilities and deferred credits	49	25

We receive distributions from ELC, indirectly, through our interest in SLC, but otherwise, the assets of ELC cannot be used to settle our obligations. ELC's creditors have no recourse against our general credit and the obligations of ELC may only be settled using the assets of ELC. ELC does not guarantee our debt or other similar commitments.

#### 4. Income Taxes

The components of "Income Before Income Taxes" are as follows:

	Year Ended December 31,		
	2024	2023	2022
	(In millions)		
U.S.	\$ 3,402	\$ 3,192	\$ 3,318
Foreign	5	9	17
Total Income Before Income Taxes	\$ 3,407	\$ 3,201	\$ 3,335

Components of the income tax provision applicable for federal, foreign and state taxes are as follows:

	Year Ended December 31,		
	2024	2023	2022
	(In millions)		
Current tax expense			
Federal	\$ 11	\$ —	\$ —
State	26	5	14
Foreign	3	—	4
Total	40	5	18
Deferred tax expense			
Federal	602	619	642
State	45	91	50
Total	647	710	692
Total tax provision	\$ 687	\$ 715	\$ 710

The difference between the statutory federal income tax rate and our effective income tax rate is summarized as follows:

	Year Ended December 31,								
	2024		2023		2022				
	(In millions, except percentages)								
Federal income tax	\$	716	21.0 %	\$	672	21.0 %	\$	700	21.0 %
Increase (decrease) as a result of:									
State income tax, net of federal benefit		71	2.1 %		64	2.0 %		69	2.0 %
Dividend received deduction		(34)	(1.0)%		(34)	(1.1)%		(36)	(1.1)%
General business credit(a)		(42)	(1.2)%		(1)	— %		—	— %
Other		(24)	(0.7)%		14	0.4 %		(23)	(0.7)%
Total	\$	687	20.2 %	\$	715	22.3 %	\$	710	21.2 %

(a) Recognition of investment tax credits generated by biogas projects.

Deferred tax assets and liabilities result from the following:

	December 31,	
	2024	2023
	(In millions)	
Deferred tax assets		
Employee benefits	\$ 81	\$ 114
Net operating loss carryforwards	1,416	2,024
Tax credit carryforwards	312	300
Interest expense limitation	372	266
Other	179	181
Valuation allowances	(64)	(77)
Total deferred tax assets	2,296	2,808
Deferred tax liabilities		
Property, plant and equipment	217	215
Investments(a)	4,124	3,951
Other	25	30
Total deferred tax liabilities	4,366	4,196
Net deferred tax liability	\$ (2,070)	\$ (1,388)

(a) Amounts as of December 31, 2024 and 2023 are primarily associated with KMI's investment in KMP.

#### Deferred Tax Assets and Valuation Allowances

A reconciliation of our valuation allowances for the year ended December 31, 2024 is as follows:

	Year Ended December 31, 2024	
	(In millions)	
Balance at beginning of period	\$	77
Addition for state NOL		4
State rate changes		(10)
Currency fluctuation		(7)
Balance at end of period	\$	64

The following table provides details related to our deferred tax assets and valuation allowances as of December 31, 2024:

	Unused Amount	Deferred Tax Asset	Valuation Allowance	Expiration Period
	(In millions)			
Net Operating Loss				
U.S. federal net operating loss	\$ 5,707	\$ 1,198	\$ —	Indefinite
State losses	4,560	194	(40)	2024 - 2044
Foreign losses	70	24	(24)	Indefinite
Tax Credits				
General business credits	312	312	—	2036 - 2044

Use of a portion of our U.S. federal carryforwards is subject to the limitations provided under Sections 382 and 383 of the Internal Revenue Code as well as the separate return limitation rules of Internal Revenue Service regulations. If certain substantial changes in our ownership occur, there would be an annual limitation on the amount of carryforwards that could be utilized.

**Unrecognized Tax Benefits:** We recognize the tax benefit from an uncertain tax position only if it is more likely than not that the tax position will be sustained on examination by the taxing authorities, based not only on the technical merits of the tax position based on tax law, but also the past administrative practices and precedents of the taxing authority. The tax benefits

recognized in the financial statements from such a position are measured based on the largest benefit that has a greater than 50% likelihood of being realized upon ultimate resolution.

A reconciliation of our gross unrecognized tax benefit excluding interest and penalties is as follows:

	Year Ended December 31,		
	2024	2023	2022
	(In millions)		
Balance at beginning of period	\$ 18	\$ 23	\$ 21
Reductions based on statute expirations	(3)	(5)	(5)
Audit settlement	—	(1)	—
Additions to state reserves for prior years	4	1	7
Balance at end of period	\$ 19	\$ 18	\$ 23
Amounts which, if recognized, would affect the effective tax rate	\$ 19		

In addition, we believe it is reasonably possible that our liability for unrecognized tax benefits will increase by \$ 3 million during the next year, primarily due to additions for state filing positions taken in prior years, offset by releases from statute expirations.

The following table summarizes information of our open tax years:

Jurisdiction	Open Tax Year
U.S.	2020 - 2024
Various states	2012 - 2024
Foreign	2020 - 2024

## 5. Property, Plant and Equipment, net

As of December 31, 2024 and 2023, our property, plant and equipment, net consisted of the following:

	Straight-Line Estimated Useful Life	Composite Depreciation Rates	December 31,	
	(Years)	(%)	2024	2023
(In millions)				
Interstate Natural Gas FERC-Regulated				
Pipelines (Natural gas)		1.09-6.67	\$ 12,376	\$ 12,019
Equipment (Natural gas)		1.09-6.67	9,488	9,190
Other(a)		0.00-33	1,143	1,169
Accumulated depreciation, depletion and amortization			(10,712)	(10,301)
Depreciable assets			12,295	12,077
Land			51	53
Construction work in process			568	394
Total interstate natural gas FERC-regulated			12,914	12,524
Other				
Pipelines (Natural gas, liquids, refined products, crude oil and CO <sub>2</sub> )	5-40	0.09-33.33	8,933	9,631
Equipment (Natural gas, liquids, refined products, crude oil, CO <sub>2</sub> and terminals)	5-40	0.09-33.33	20,243	19,974
Other(a)	3-10	0.00-33.33	5,587	5,493
Accumulated depreciation, depletion and amortization			(11,470)	(11,774)
Depreciable assets			23,293	23,324
Land			786	798
Construction work in process			1,020	651
Total other			25,099	24,773
Property, plant and equipment, net			\$ 38,013	\$ 37,297

(a) Includes general plant, general structures and buildings, land rights-of-way, computer and communication equipment, intangibles, vessels, transmex products, linefill, and miscellaneous property, plant and equipment.

Depreciation, depletion and amortization expense for property, plant and equipment was \$ 2,127 million, \$2,020 million and \$1,905 million for the years ended December 31, 2024, 2023 and 2022, respectively.

## 6. Investments

Our investments primarily consist of equity investments where we hold significant influence over investee actions and for which we apply the equity method of accounting. The following table provides details on our investments as of December 31, 2024 and 2023 and our earnings (loss) from these respective investments for the years ended December 31, 2024, 2023 and 2022:

	Ownership Interest	Equity Investments		Earnings (Loss) from Equity Investments		
	December 31,	December 31,		Year Ended December 31,		
	2024	2024	2023	2024	2023	2022
(In millions)						
Citrus Corporation	50%	\$ 1,794	\$ 1,789	\$ 134	\$ 143	\$ 145
SNG	50%	1,734	1,668	145	140	145
PHP	27.74%	736	763	91	70	70
NGPL Holdings(a)	37.5%	618	623	117	121	111
GCX	34%	566	566	91	93	91
Products (SE) Pipe Line Corporation	51.17%	371	369	72	65	51
MEP	50%	320	342	63	87	10
Utopia Holding LLC	50%	318	322	24	22	20
EagleHawk	25%	266	273	26	18	13
Gulf LNG Holdings Group, LLC	50%	240	275	26	25	24
Dos Caminos, LLC	50%	188	192	16	—	—
Red Cedar Gathering Company	49%	168	155	7	15	17
Cortez Pipeline Company	52.98%	30	30	27	25	30
Double Eagle(b)	50%	8	14	(6)	(42)	18
All others		488	493	57	56	58
Total investments		\$ 7,845	\$ 7,874	\$ 890	\$ 838	\$ 803
Amortization of excess cost				\$ (50)	\$ (66)	\$ (75)

- (a) Our investment in NPGL Holdings includes a related party promissory note receivable from NGPL Holdings with quarterly interest payments at 6.75%. The outstanding principal amount of our related party promissory note receivable at both December 31, 2024 and 2023 was \$375 million. For the each of the years ended December 31, 2024, 2023 and 2022, we recognized \$25 million of interest within "Earnings from equity investments" on our accompanying consolidated statements of income.
- (b) Loss for the year ended December 31, 2023 includes \$7 million of our share of a pre-tax non-cash impairment charge. The impairment was driven by lower expected renewal rates on contracts that expired in the second half of 2023.

Summarized combined financial information for our equity investments is reported below (amounts represent 100% of investee financial information):

Income Statement	Year Ended December 31,		
	2024	2023	2022
(In millions)			
Revenues	\$ 6,607	\$ 6,249	\$ 6,234
Costs and expenses	4,541	4,262	4,309
Net income	\$ 2,066	\$ 1,987	\$ 1,925
Balance Sheet	December 31,		
	2024	2023	
(In millions)			
Current assets	\$ 1,355	\$ 1,922	
Non-current assets	24,465	24,337	
Current liabilities	2,223	1,558	
Non-current liabilities	9,181	10,108	
Partners'/owners' equity	14,416	14,593	



## 7. Goodwill

Changes in the amounts of our goodwill for each of the years ended December 31, 2024 and 2023 are summarized by segment as follows:

	Natural Gas Pipelines	Products Pipelines	Terminals	CO <sub>2</sub>	Total
	(In millions)				
Gross goodwill	\$ 20,832	\$ 2,796	\$ 1,481	\$ 1,642	\$ 26,751
Accumulated impairment losses	(4,240)	(1,267)	(679)	(600)	(6,786)
December 31, 2022	16,592	1,529	802	1,042	19,965
Acquisition of STX Midstream	156	—	—	—	156
December 31, 2023	16,748	1,529	802	1,042	20,121
Acquisition(a)	(28)	—	—	—	(28)
Divestitures(b)	—	—	—	(9)	(9)
December 31, 2024	16,720	1,529	802	1,033	20,084
Gross goodwill	20,960	2,796	1,481	1,633	26,870
Accumulated impairment losses	(4,240)	(1,267)	(679)	(600)	(6,786)
December 31, 2024	\$ 16,720	\$ 1,529	\$ 802	\$ 1,033	\$ 20,084

(a) Reflects adjustment to purchase price allocation related to the December 2023 STX Midstream acquisition.

(b) Associated with our CO<sub>2</sub> business segment assets that were divested in June 2024.

Results of our May 31, 2024 annual impairment test indicated that for each of our reporting units, the reporting unit's fair value exceeded carrying value (by at least 10%). We did not identify any triggers requiring further impairment analysis during the remainder of the year.

The fair value estimates used in our goodwill impairment test include Level 3 inputs of the fair value hierarchy. For all reporting units other than the Energy Transition Ventures reporting unit within our CO<sub>2</sub> business segment, we estimated fair value based on a market approach utilizing forecasted earnings before interest, income taxes, DD&A expenses, including amortization of excess cost of equity investments, (EBITDA) and the enterprise value to estimated EBITDA multiples of comparable companies for each of our reporting units. The value of each reporting unit was determined from the perspective of a market participant in an orderly transaction between market participants at the measurement date. For the Energy Transition Ventures reporting unit, which had a goodwill balance of \$114 million as of December 31, 2024, we estimated fair value based on an income approach, which includes assumptions regarding future cash flows based primarily on production growth assumptions, terminal values and discount rates.

Changes to any one or a combination of these factors would result in a change to the reporting unit fair values, which could lead to future impairment charges. Such potential non-cash impairments could have a significant effect on our results of operations.

## 8. Debt

The following table provides detail on the principal amount of our outstanding debt balances:

	December 31,	
	2024	2023
	(In millions)	
Credit facility and commercial paper borrowings(a)	\$ 331	\$ 1,989
Corporate senior notes(b)		
4.15%, due February 2024	—	650
4.30%, due May 2024	—	600
4.25%, due September 2024	—	650
4.30%, due June 2025	1,500	1,500
1.75%, due November 2026	500	500
6.70%, due February 2027	7	7
2.25%, due March 2027(c)	518	552
6.67%, due November 2027	7	7

	December 31,	
	2024	2023
4.30%, due March 2028	1,250	1,250
7.25%, due March 2028	32	32
6.95%, due June 2028	31	31
5.00%, due February 2029	1,250	—
5.10% due August 2029	500	—
8.05%, due October 2030	234	234
2.00%, due February 2031	750	750
7.40%, due March 2031	300	300
7.80%, due August 2031	537	537
7.75%, due January 2032	1,005	1,005
7.75%, due March 2032	300	300
4.80%, due February 2033	750	750
5.20%, due June 2033	1,500	1,500
7.30%, due August 2033	500	500
5.40%, due February 2034	1,000	—
5.30%, due December 2034	750	750
5.80%, due March 2035	500	500
7.75%, due October 2035	1	1
6.40%, due January 2036	36	36
6.50%, due February 2037	400	400
7.42%, due February 2037	47	47
6.95%, due January 2038	1,175	1,175
6.50%, due September 2039	600	600
6.55%, due September 2040	400	400
7.50%, due November 2040	375	375
6.375%, due March 2041	600	600
5.625%, due September 2041	375	375
5.00%, due August 2042	625	625
4.70%, due November 2042	475	475
5.00%, due March 2043	700	700
5.50%, due March 2044	750	750
5.40%, due September 2044	550	550
5.55%, due June 2045	1,750	1,750
5.05%, due February 2046	800	800
5.20%, due March 2048	750	750
3.25%, due August 2050	500	500
3.60%, due February 2051	1,050	1,050
5.45%, due August 2052	750	750
5.95% due August 2054	750	—
7.45%, due March 2098	26	26
TGP senior notes(b)		
7.00%, due March 2027	300	300
7.00%, due October 2028	400	400
2.90%, due March 2030	1,000	1,000
8.375%, due June 2032	240	240
7.625%, due April 2037	300	300
EPNG senior notes(b)		
7.50%, due November 2026	200	200
3.50%, due February 2032	300	300
8.375%, due June 2032	300	300
CIG senior notes(b)		
4.15%, due August 2026	375	375
6.85%, due June 2037	100	100
EPC Building, LLC, promissory note, 3.967%, due January 2023 through December 2035	310	330
Trust I Preferred Securities, 4.75%, due March 2028(d)	221	221
Other miscellaneous debt(e)	205	234
Total debt – KMI and Subsidiaries	31,788	31,929
Less: Current portion of debt	2,009	4,049
Total long-term debt – KMI and Subsidiaries(f)	\$ 29,779	\$ 27,880

- (a) Weighted average interest rates on borrowings at December 31, 2024 and 2023 were 4.60% and 5.68%, respectively.
- (b) Notes provide for the redemption at any time at a price equal to 100% of the principal amount of the notes plus accrued interest to the redemption date plus a make whole premium and are subject to a number of restrictions and covenants. The most restrictive of these include limitations on the incurrence of liens and limitations on sale-leaseback transactions.
- (c) Consists of senior notes denominated in Euros that have been converted to U.S. dollars and are respectively reported above at the December 31, 2024 exchange rate of 1.0354 U.S. dollars per Euro and at the December 31, 2023 exchange rate of 1.1039 U.S. dollars per Euro. As of December 31, 2024 and 2023, the cumulative changes in the exchange rate of U.S. dollars per Euro since issuance had resulted in a decrease of \$25 million and an increase of \$9 million, respectively. As of December 31, 2024, we had outstanding associated cross-currency swap agreements which are designated as cash flow hedges.
- (d) Capital Trust I (Trust I), is a 100%-owned business trust that as of December 31, 2024, had 4.4 million of 4.75% trust convertible preferred securities outstanding (referred to as the Trust I Preferred Securities). Trust I exists for the sole purpose of issuing preferred securities and investing the proceeds in 4.75% convertible subordinated debentures, which are due 2028. Trust I's sole source of income is interest earned on these debentures. This interest income is used to pay distributions on the preferred securities. We provide a full and unconditional guarantee of the Trust I Preferred Securities. There are no significant restrictions from these securities on our ability to obtain funds from our subsidiaries by distribution, dividend or loan. The Trust I Preferred Securities are non-voting (except in limited circumstances), pay quarterly distributions at an annual rate of 4.75% and carry a liquidation value of \$50 per security plus accrued and unpaid distributions. The Trust I Preferred Securities outstanding as of December 31, 2024 are convertible at any time prior to the close of business on March 31, 2028, at the option of the holder, into the following mixed consideration: (i) 0.7197 of a share of our Class P common stock; and (ii) \$5.18 in cash without interest. We have the right to redeem these Trust I Preferred Securities at any time.
- (e) Includes finance lease obligations with monthly installments. The lease terms expire between 2026 and 2070.
- (f) Excludes our "Debt fair value adjustments" which, as of December 31, 2024 and 2023, increased our combined debt balances by \$102 million and \$187 million, respectively. In addition to all unamortized debt discount/premium amounts, debt issuance costs and purchase accounting on our debt balances, our debt fair value adjustments also include amounts associated with the offsetting entry for hedged debt and any unamortized portion of proceeds received from the early termination of interest rate swap agreements. For further information about our debt fair value adjustments, see "—Debt Fair Value Adjustments" below.

On February 1, 2024, we issued, in a registered offering, two series of senior notes consisting of \$ 1,250 million aggregate principal amount of 5.00% senior notes due 2029 and \$1,000 million aggregate principal amount of 5.40% senior notes due 2034 and received combined net proceeds of \$2,230 million.

On July 31, 2024, we issued, in a registered offering, two series of senior notes consisting of \$ 500 million aggregate principal amount of 5.10% senior notes due 2029 and \$750 million aggregate principal amount of 5.95% senior notes due 2054 and received combined net proceeds of \$ 1,235 million.

We and substantially all of our wholly owned domestic subsidiaries are party to a cross guarantee agreement whereby each party to the agreement unconditionally guarantees, jointly and severally, the payment of specified indebtedness of each other party to the agreement.

#### Current Portion of Debt

The following table details the components of our "Current portion of debt" reported on our consolidated balance sheets:

	December 31,	
	2024	2023
	(In millions)	
\$3.5 billion credit facility due August 20, 2027	\$ —	\$ —
Commercial paper notes	331	1,989
Current portion of senior notes		
4.15%, due February 2024	—	650
4.30%, due May 2024	—	600
4.25%, due September 2024	—	650
4.30%, due June 2025	1,500	—
Trust I Preferred Securities, 4.75% due March 2028(a)	111	111
Current portion of other debt	67	49
Total current portion of debt	\$ 2,009	\$ 4,049

- (a) Reflects the portion of cash consideration payable if all the outstanding securities as of the end of the reporting period were converted by the holders.

### **Credit Facility and Restrictive Covenants**

We have a \$3.5 billion revolving credit facility due August 2027 with a syndicate of lenders, which can be increased by up to \$ 1.0 billion if certain conditions, including the receipt of additional lender commitments, are met. Borrowings under our credit facility can be used for working capital and other general corporate purposes and as backup to our commercial paper program.

We maintain a \$3.5 billion commercial paper program through the private placement of short-term notes which matures in August 2027. The notes mature up to 270 days from the date of issue and are not redeemable or subject to voluntary prepayment by us prior to maturity. The notes are sold at par value less a discount representing an interest factor or if interest bearing, at par. Borrowings under our commercial paper program reduce the borrowings allowed under our credit facility.

Depending on the type of loan request, our borrowings under our credit facility bears interest at either (i) SOFR, plus (x) a credit spread adjustment and (y) an applicable margin ranging from 1.000% to 1.750% per annum based on our credit ratings or (ii) the greatest of (1) the Federal Funds Rate plus 0.5%; (2) the Prime Rate; or (3) SOFR for a one-month eurodollar loan, plus (x) a credit spread adjustment, (y) 1%, and (z) in each case, an applicable margin ranging from 0.100% to 0.750% per annum based on our credit rating. Standby fees for the unused portion of the credit facility will be calculated at a rate ranging from 0.100% to 0.250%.

Our credit facility contains financial and various other covenants that apply to us and our subsidiaries and are common in such agreements, including a maximum ratio of Consolidated Net Indebtedness to Consolidated EBITDA (as defined in the credit facility, as amended) of 5.50 to 1.00, for any four-fiscal-quarter period. Other negative covenants include restrictions on our and certain of our subsidiaries' ability to incur debt, grant liens, make fundamental changes or engage in certain transactions with affiliates, or in the case of certain material subsidiaries, permit restrictions on dividends, distributions or making or prepayments of loans to us or any guarantor. Our credit facility also restricts our ability to make certain restricted payments if an event of default (as defined in the credit facility) has occurred and is continuing or would occur and be continuing.

As of December 31, 2024, we had no borrowings outstanding under our credit facility, \$ 331 million borrowings outstanding under our commercial paper program and \$57 million in letters of credit. Our availability under our credit facility as of December 31, 2024 was approximately \$3.1 billion. For the years ended December 31, 2024, 2023, and 2022, we were in compliance with all required covenants.

### **Maturities of Debt**

The scheduled maturities of the outstanding debt balances, excluding debt fair value adjustments as of December 31, 2024, are summarized as follows:

<b>Year</b>	<b>Total (In millions)</b>
2025	\$ 2,009
2026	1,102
2027	872
2028	1,867
2029	1,781
Thereafter	24,157
<b>Total</b>	<b>\$ 31,788</b>

### Debt Fair Value Adjustments

The following table summarizes the "Debt fair value adjustments" included on our accompanying consolidated balance sheets:

	December 31,	
	2024	2023
	(In millions)	
Purchase accounting debt fair value adjustments	\$ 385	\$ 430
Carrying value adjustment to hedged debt	(241)	(236)
Unamortized portion of proceeds received from the early termination of interest rate swap agreements(a)	167	185
Unamortized debt discounts, net	(70)	(67)
Unamortized debt issuance costs	(139)	(125)
Total debt fair value adjustments	\$ 102	\$ 187

(a) As of December 31, 2024, the weighted-average amortization period of the unamortized premium from the termination of interest rate swaps was approximately 10 years.

### Fair Value of Financial Instruments

The carrying value and estimated fair value of our outstanding debt balances is disclosed below:

	December 31, 2024		December 31, 2023	
	Carrying value	Estimated fair value(a)	Carrying value	Estimated fair value(a)
	(In millions)			
Total debt	\$ 31,890	\$ 30,794	\$ 32,116	\$ 31,370

(a) Included in the estimated fair value are amounts for our Trust I Preferred Securities of \$201 million and \$207 million as of December 31, 2024 and 2023, respectively.

We used Level 2 input values to measure the estimated fair value of our outstanding debt balance as of both December 31, 2024 and 2023.

### Interest Rates, Interest Rate Swaps and Contingent Debt

The weighted average interest rate on all of our borrowings was 5.83% during 2024 and 5.84% during 2023. Information on our interest rate swaps is contained in Note 13. For information about our contingent debt agreements, see Note 12 "Commitments and Contingent Liabilities—Contingent Debt".

## 9. Share-based Compensation and Employee Benefits

### Share-based Compensation

#### Class P Common Stock

Following is a summary of our stock compensation plans:

	Directors' Plan	Long Term Incentive Plan
Participating individuals	Eligible non-employee directors	Eligible employees
Total number of shares of Class P common stock authorized	1,190,000	63,000,000
Vesting period	6 months	1 year to 10 years

Kinder Morgan, Inc. Second Amended and Restated Stock Compensation Plan for Non-Employee Directors

We have a Kinder Morgan, Inc. Second Amended and Restated Stock Compensation Plan for Non-Employee Directors (Directors' Plan). The plan recognizes that the compensation paid to each eligible non-employee director is fixed by our board

of directors (Board), generally annually, and that the compensation is payable in cash. Pursuant to the plan, in lieu of receiving some or all of the cash compensation, each eligible non-employee director may elect annually to receive shares of Class P common stock. During the year ended December 31, 2024, we made restricted Class P common stock grants to our non-employee directors of 17,940.

#### Kinder Morgan, Inc. 2021 Amended and Restated Stock Incentive Plan

We also have a Kinder Morgan, Inc. 2021 Amended and Restated Stock Incentive Plan (Long Term Incentive Plan). The following table sets forth a summary of activity and related balances under our Long Term Incentive Plan:

	Shares	Weighted Average Grant Date Fair Value per Share
	(In thousands, except per share amounts)	
Outstanding at December 31, 2023	12,861	\$ 17.41
Granted	4,273	20.27
Vested	(3,310)	17.48
Forfeited	(419)	17.52
Outstanding at December 31, 2024	13,405	\$ 18.30

The following tables set forth additional information related to our Long Term Incentive Plan:

	Year Ended December 31,		
	2024	2023	2022
	(In millions, except per share amounts)		
Weighted average grant date fair value per share	\$ 20.27	\$ 17.41	\$ 17.31
Intrinsic value of awards vested during the year	70	93	47
Restricted stock awards expense(a)	64	63	60
Restricted stock awards capitalized(a)	10	10	9

(a) The above amounts represents total compensation costs and we allocate labor and benefit costs to joint ventures that we operate in accordance with our partnership agreements.

	December 31, 2024
Unrecognized restricted stock awards compensation costs, less estimated forfeitures (in millions)	\$ 123
Weighted average remaining amortization period	2.08 years

#### Pension and Other Postretirement Benefit (OPEB) Plans

##### Savings Plan

We maintain a defined contribution plan covering eligible U.S. employees. We contribute 5% of eligible compensation for most of the plan participants. Certain collectively bargained participants receive Company contributions in accordance with collective bargaining agreements. A participant becomes fully vested in Company contributions after two years and may take a distribution upon termination of employment or retirement. The total cost for our savings plan was approximately \$56 million, \$53 million and \$51 million for the years ended December 31, 2024, 2023 and 2022, respectively.

##### Pension Plans

Our pension plans are defined benefit plans that cover substantially all of our U.S. employees and provide benefits under a cash balance formula. A participant in the cash balance formula accrues benefits through contribution credits based on a combination of age and years of service, multiplied by eligible compensation. Interest is also credited to the participant's plan account. A participant becomes fully vested in the plan after three years and may take a lump sum or annuity distribution upon termination of employment or retirement. Certain collectively bargained and grandfathered employees accrue benefits through career pay or final pay formulas.

In 2023, we settled approximately \$179 million of the retiree benefit obligation for our pension plans through an annuity purchase. The impact of the annuity purchase is reflected in the December 31, 2023 benefit obligation for our pension plans.

## OPEB Plans

We and certain of our subsidiaries provide OPEB benefits, including medical benefits for closed groups of retired employees and certain grandfathered employees and their dependents, and limited postretirement life insurance benefits for retired employees. These plans provide a fixed subsidy to post-age 65 Medicare eligible participants to purchase coverage through a retiree Medicare exchange. Medical benefits under these OPEB plans may be subject to deductibles, co-payment provisions, dollar caps and other limitations on the amount of employer costs, and we reserve the right to change these benefits.

*Benefit Obligation, Plan Assets and Funded Status.* The following table provides information about our pension and OPEB plans as of and for each of the years ended December 31, 2024 and 2023:

	Pension Benefits		OPEB	
	2024	2023	2024	2023
(In millions)				
Change in benefit obligation:				
Benefit obligation at beginning of period	\$ 1,902	\$ 2,077	\$ 177	\$ 195
Service cost	52	55	1	1
Interest cost	91	107	8	10
Actuarial (gain) loss	(82)	14	8	(6)
Benefits paid	(154)	(132)	(26)	(25)
Participant contributions	—	—	1	1
Settlements	—	(219)	—	—
Other	—	—	—	1
Benefit obligation at end of period	1,809	1,902	169	177
Change in plan assets:				
Fair value of plan assets at beginning of period	1,562	1,741	323	302
Actual return on plan assets	156	122	33	44
Employer contributions	50	50	—	—
Participant contributions	—	—	1	1
Benefits paid	(154)	(132)	(26)	(25)
Settlements	—	(219)	—	—
Other	—	—	—	1
Fair value of plan assets at end of period	1,614	1,562	331	323
Funded status - net (liability) asset at December 31,	\$ (195)	\$ (340)	\$ 162	\$ 146
Amounts recognized in the consolidated balance sheets:				
Non-current benefit asset(a)	\$ —	\$ —	\$ 278	\$ 263
Current benefit liability	—	—	(14)	(14)
Non-current benefit liability	(195)	(340)	(102)	(103)
Funded status - net (liability) asset at December 31,	\$ (195)	\$ (340)	\$ 162	\$ 146
Amounts of pre-tax accumulated other comprehensive (loss) income recognized in the consolidated balance sheets:				
Unrecognized net actuarial (loss) gain	\$ (230)	\$ (384)	\$ 139	\$ 149
Unrecognized prior service credit	—	—	2	3
Accumulated other comprehensive (loss) income	\$ (230)	\$ (384)	\$ 141	\$ 152
Information related to plans whose accumulated benefit obligations exceeded the fair value of plan assets:				
Accumulated benefit obligation	\$ 1,782	\$ 1,870	\$ 117	\$ 119
Fair value of plan assets	1,614	1,562	2	2

- (a) 2024 and 2023 OPEB amounts include \$59 million and \$53 million, respectively, of non-current benefit assets related to a plan we sponsor which is associated with employee services provided to an unconsolidated joint venture, and for which we have recorded an offsetting related party deferred credit.

The 2024 net actuarial gain for the pension plans was primarily due to an increase in the weighted average discount rate used to determine the benefit obligation as of December 31, 2024. The 2024 net actuarial loss for the OPEB plans was primarily due to changes in the claims cost and trend assumptions. The 2023 net actuarial loss for the pension plans was primarily due to a decrease in the weighted average discount rate used to determine the benefit obligation as of December 31, 2023. The 2023 net actuarial gain for the OPEB plans was primarily due to changes in the claims cost assumptions.

**Plan Assets.** The investment policies and strategies are established by our plan's fiduciary committee for the assets of each of the pension and OPEB plans, which are responsible for investment decisions and management oversight of the plans. The stated philosophy of the fiduciary committee is to manage these assets in a manner consistent with the purpose for which the plans were established and the time frame over which the plans' obligations need to be met. The objectives of the investment management program are to (i) meet or exceed plan actuarial earnings assumptions over the long term and (ii) provide a reasonable return on assets within established risk tolerance guidelines and to maintain the liquidity needs of the plans with the goal of paying benefit and expense obligations when due. In seeking to meet these objectives, the fiduciary committee recognizes that prudent investing requires taking reasonable risks in order to raise the likelihood of achieving the targeted investment returns. In order to reduce portfolio risk and volatility, the fiduciary committee has adopted a strategy of using multiple asset classes.

The allowable range for asset allocations in effect for our plans as of December 31, 2024, by asset category, are as follows:

	<b>Pension Benefits</b>	<b>OPEB</b>
Cash		0% to 23%
Equities	42% to 52%	43% to 71%
Fixed income securities	37% to 47%	26% to 50%
Real estate	2% to 12%	
Company securities (KMI Class P common stock and/or debt securities)	0% to 10%	

Below are the details of our pension and OPEB plan assets by class and a description of the valuation methodologies used for assets measured at fair value.

- Level 1 assets' fair values are based on quoted market prices for the instruments in actively traded markets. Included in this level are cash, equities and exchange traded mutual funds. These investments are valued at the closing price reported on the active market on which the individual securities are traded.
- Level 2 assets' fair values are primarily based on pricing data representative of quoted prices for similar assets in active markets (or identical assets in less active markets). Included in this level are short-term investment funds, fixed income securities and derivatives. Short-term investment funds are valued at amortized cost, which approximates fair value. The fixed income securities' fair values are primarily based on an evaluated price which is based on a compilation of primarily observable market information or a broker quote in a non-active market. Derivatives are exchange-traded through clearinghouses and are valued based on these prices.
- Plan assets with fair values that are based on the net asset value per share, or its equivalent (NAV), as a practical expedient to measure fair value, as reported by the issuers are determined based on the fair value of the underlying securities as of the valuation date and include common/collective trust funds, private investment funds, real estate, limited partnerships and short-term investment funds. The plan assets measured at NAV are not categorized within the fair value hierarchy described above but are separately identified in the following tables.



Listed below are the fair values of our pension and OPEB plans' assets that are recorded at fair value by class and categorized by fair value measurement used at December 31, 2024 and 2023:

	Pension Assets					
	2024			2023		
	Level 1	Level 2	Total	Level 1	Level 2	Total
	(In millions)					
Measured within fair value hierarchy						
Short-term investment funds	\$ —	\$ —	\$ —	\$ —	\$ 32	\$ 32
Equities(a)	203	—	203	143	—	143
Fixed income securities	—	380	380	—	410	410
Subtotal	\$ 203	\$ 380	583	\$ 143	\$ 442	585
Measured at NAV						
Common/collective trusts(b)			1,002			976
Private limited partnerships(c)			—			1
Short-term investment funds			29			—
Subtotal			1,031			977
Total plan assets fair value			\$ 1,614			\$ 1,562

(a) Plan assets include \$167 and \$107 of KMI Class P common stock for 2024 and 2023, respectively.

(b) Common/collective trust funds were invested in approximately 66% equities, 22% fixed income securities and 12% real estate in 2024 and 64% equities, 23% fixed income securities and 13% real estate in 2023.

(c) Includes assets invested in real estate, venture and buyout funds.

	OPEB Assets					
	2024			2023		
	Level 1	Level 2	Total	Level 1	Level 2	Total
	(In millions)					
Measured within fair value hierarchy						
Short-term investment funds	\$ —	\$ 3	\$ 3	\$ —	\$ 5	\$ 5
Measured at NAV						
Common/collective trusts(a)			328			318
Total plan assets fair value			\$ 331			\$ 323

(a) Common/collective trust funds were invested in approximately 62% equities and 38% fixed income securities for both 2024 and 2023.

*Employer Contributions and Expected Payment of Future Benefits* . As of December 31, 2024, we expect the following cash flows under our plans:

	Pension Benefits		OPEB	
	(In millions)			
Contributions expected in 2025	\$	50	\$	—
Benefit payments expected in:				
2025	\$	189	\$	23
2026		189		22
2027		184		20
2028		179		19
2029		175		17
2030 - 2034		767		67

*Actuarial Assumptions and Sensitivity Analysis.* Benefit obligations and net benefit cost are based on actuarial estimates and assumptions. The following table details the weighted-average actuarial assumptions used in determining our benefit obligation as of December 31, 2024 and 2023 and net benefit costs of our pension and OPEB plans for 2024, 2023 and 2022:

	Pension Benefits		OPEB	
	2024	2023	2024	2023
Assumptions related to benefit obligations:				
Discount rate	5.58 %	5.13 %	5.44 %	5.08 %
Rate of compensation increase	3.50 %	3.50 %	n/a	n/a
Interest crediting rate	3.78 %	3.85 %	n/a	n/a

	Pension Benefits			OPEB		
	2024	2023	2022	2024	2023	2022
Assumptions related to benefit costs:						
Discount rate	5.13 %	5.41 %	2.74 %	5.08 %	5.38 %	2.56 %
Expected return on plan assets	7.00 %	7.00 %	6.50 %	6.00 %	6.00 %	5.75 %
Rate of compensation increase	3.50 %	3.50 %	3.50 %	n/a	n/a	n/a
Interest crediting rate	3.85 %	3.50 %	3.01 %	n/a	n/a	n/a

We utilize a full yield curve approach in estimating the service and interest cost components of net periodic benefit cost (credit) for our retirement benefit plans by applying the specific spot rates along the yield curve used in the determination of the benefit obligation to their underlying projected cash flows. The expected long-term rates of return on plan assets were determined by combining a review of the historical returns realized within the portfolio, the investment strategy included in the plans' investment policy, and capital market projections for the asset classes in which the portfolio is invested and the target weightings of each asset class. The expected return on plan assets listed in the table above is a pre-tax rate of return based on our targeted portfolio of investments. For the OPEB assets subject to unrelated business income taxes, we utilize an after-tax expected return on plan assets to determine our benefit costs.

Actuarial estimates for our OPEB plans assume an annual increase in the per capita cost of covered health care benefits. The initial annual rate of increase is 8.03% which gradually decreases to 4.00% by the year 2050.

*Components of Net Benefit Cost and Other Amounts Recognized in Other Comprehensive Income.* For each of the years ended December 31, the components of net benefit cost and other amounts recognized in pre-tax other comprehensive income related to our pension and OPEB plans are as follows:

	Pension Benefits			OPEB		
	2024	2023	2022	2024	2023	2022
(In millions)						
<b>Components of net benefit cost (credit):</b>						
Service cost	\$ 52	\$ 55	\$ 55	\$ 1	\$ 1	\$ 1
Interest cost	91	107	57	8	10	5
Expected return on assets	(106)	(117)	(142)	(14)	(13)	(17)
Amortization of prior service cost (credit)	—	1	1	(3)	(3)	(3)
Amortization of net actuarial loss (gain)	22	35	29	(17)	(16)	(18)
Settlement loss	—	46	—	—	—	—
Net benefit cost (credit)	59	127	—	(25)	(21)	(32)
<b>Other changes in plan assets and benefit obligations recognized in OCI:</b>						
Net (gain) loss arising during period	(132)	10	(11)	(6)	(30)	24
Amortization or settlement recognition of net actuarial (loss) gain	(22)	(81)	(29)	16	16	17
Amortization of prior service (cost) credit	—	(1)	(1)	1	1	2
Total recognized in OCI(a)	(154)	(72)	(41)	11	(13)	43
<b>Total recognized in net benefit cost (credit) and OCI</b>	<b>\$ (95)</b>	<b>\$ 55</b>	<b>\$ (41)</b>	<b>\$ (14)</b>	<b>\$ (34)</b>	<b>\$ 11</b>

(a) Excludes \$1 million and \$4 million for the years ended December 31, 2024 and 2022, respectively, associated with other plans.

## 10. Stockholders' Equity

### *Class P Common Stock*

We have a board-approved share buy-back program that authorizes share repurchases of up to \$3 billion that began in December 2017. All shares we have repurchased are canceled and are no longer outstanding. Activity under the buy-back program is as follows:

	Year Ended December 31,		
	2024	2023	2022
(In millions, except per share amounts)			
Total value of shares repurchased	\$ 7	\$ 522	\$ 368
Total number of shares repurchased(a)	1	32	21
Average repurchase price per share	\$ 16.50	\$ 16.56	\$ 16.94

(a) For the year ended December 31, 2024, we repurchased less than 1 million of our shares.

Since December 2017, in total, we have repurchased 86 million of our shares under the program at an average price of \$17.09 per share for \$1,472 million, leaving capacity under the program of \$1.5 billion.

On December 19, 2014, we entered into an equity distribution agreement authorizing us to issue and sell through or to the managers party thereto, as sales agents and/or principals, shares having an aggregate offering price of up to \$5 billion from time to time during the term of this agreement. During the years ended December 31, 2024, 2023 and 2022 we did not issue any shares under this agreement.

## Dividends

The following table provides information about our per share dividends:

	Year Ended December 31,			
	2024	2023	2022	
Per share cash dividend declared for the period	\$ 1.15	\$ 1.13	\$ 1.11	
Per share cash dividend paid in the period	1.1450	1.1250	1.1025	

On January 22, 2025, our Board declared a cash dividend of \$ 0.2875 per share for the quarterly period ended December 31, 2024, which is payable on February 18, 2025 to shareholders of record as of the close of business on February 3, 2025.

## Adoption of Accounting Pronouncement

On January 1, 2022, we adopted Accounting Standards Update (ASU) No. 2020-06, "Debt – Debt with Conversion and Other Options (Subtopic 470-20) and Derivatives and Hedging – Contracts in Entity's Own Equity (Subtopic 815-40): Accounting for Convertible Instruments and Contracts in an Entity's Own Equity." This ASU (i) simplifies an issuer's accounting for convertible instruments by eliminating two of the three models in Subtopic 470-20 that require separate accounting for embedded conversion features, (ii) amends diluted earnings per share calculations for convertible instruments by requiring the use of the if-converted method and (iii) simplifies the settlement assessment entities are required to perform on contracts that can potentially settle in an entity's own equity by removing certain requirements. Using the modified retrospective method, the adoption of this ASU resulted in a pre-tax adjustment of \$14 million to unwind the remaining unamortized debt discount within "Debt fair value adjustments" on our consolidated balance sheet and an adjustment of \$11 million to unwind the balance of the conversion feature classified in "Additional paid in capital" on our consolidated statement of stockholders' equity for the year ended December 31, 2022.

## Accumulated Other Comprehensive Loss

Changes in the components of our "Accumulated other comprehensive loss" not including noncontrolling interests are summarized as follows:

	Net unrealized gains/(losses) on cash flow hedge derivatives	Pension and other postretirement liability adjustments	Total Accumulated other comprehensive loss
	(In millions)		
Balance at December 31, 2021	\$ (172)	\$ (239)	\$ (411)
Other comprehensive (loss) gain before reclassifications	(312)	1	(311)
Losses reclassified from accumulated other comprehensive loss	320	—	320
Net current-period change in accumulated other comprehensive loss	8	1	9
Balance at December 31, 2022	(164)	(238)	(402)
Other comprehensive gain before reclassifications	155	65	220
Gains reclassified from accumulated other comprehensive loss	(35)	—	(35)
Net current-period change in accumulated other comprehensive loss	120	65	185
Balance at December 31, 2023	(44)	(173)	(217)
Other comprehensive (loss) gain before reclassifications	(29)	111	82
Losses reclassified from accumulated other comprehensive loss	40	—	40
Net current-period change in accumulated other comprehensive loss	11	111	122
Balance at December 31, 2024	\$ (33)	\$ (62)	\$ (95)

## 11. Related Party Transactions

### ***Affiliate Balances and Activities***

In the course of our normal operations, we provide services to and obtain services from affiliates which consist of (i) unconsolidated affiliates in which we hold an investment accounted for under the equity method of accounting (see Note 6 for additional information related to these investments); and (ii) external partners of our joint ventures we consolidate.

The following tables summarize our affiliate balance sheet balances and income statement activity, other than amounts reported within our "Investments" balances and "Earnings from equity investments" activity:

	December 31,	
	2024	2023
	(In millions)	
<b>Balance sheet location</b>		
Accounts receivable	\$ 48	\$ 45
Other current assets	1	2
	\$ 49	\$ 47
Current portion of debt	\$ 5	\$ 5
Accounts payable	21	16
Other current liabilities	8	3
Long-term debt	132	137
Other long-term liabilities and deferred credits	60	54
	\$ 226	\$ 215

	Year Ended December 31,		
	2024	2023	2022
	(In millions)		
<b>Income statement location</b>			
Revenues	\$ 346	\$ 172	\$ 172
Operating Costs, Expenses and Other			
Costs of sales	\$ 145	\$ 132	\$ 134
Other operating expenses	69	57	50

## 12. Commitments and Contingent Liabilities

### ***Rights-Of-Way***

Our rights-of-way obligations primarily consist of non-lease agreements that existed at the time of Topic 842, *Leases*, adoption, at which time we elected a practical expedient which allowed us to continue our historical treatment. Our future minimum rental commitments related to our rights-of-way obligations were \$66 million as of December 31, 2024.

### ***Contingent Debt***

Our contingent debt disclosures pertain to certain types of guarantees or indemnifications we have made and cover certain types of guarantees included within debt agreements, even if the likelihood of requiring our performance under such guarantee is remote.

As of December 31, 2024 and 2023, our contingent debt obligations totaled \$ 149 million and \$154 million, respectively. These amounts represent our proportional share of the debt obligations of one equity investee, Cortez Pipeline Company (Cortez). Under such guarantees we are severally liable for our percentage ownership share of Cortez's debt in the event of its non-performance. The contingent debt obligations balances as of December 31, 2024 and 2023 each included \$120 million for 100% guaranteed debt obligations for a subsidiary of Cortez.

### **Guarantees and Indemnifications**

We are involved in joint ventures and other ownership arrangements that sometimes require financial and performance guarantees. In a financial guarantee, we are obligated to make payments if the guaranteed party fails to make payments under, or violates the terms of, the financial arrangement. In a performance guarantee, we provide assurance that the guaranteed party will execute on the terms of the contract. If they do not, we are required to perform on their behalf. We also periodically provide indemnification arrangements related to assets or businesses we have sold. These arrangements include, but are not limited to, indemnifications for income taxes, the resolution of existing disputes and environmental matters.

While many of these agreements may specify a maximum potential exposure, or a specified duration to the indemnification obligation, there are also circumstances where the amount and duration are unlimited. Other than with our rights-of-way obligations and contingent debt described above, we are currently not subject to any material requirements to perform under quantifiable arrangements. We are unable to estimate a maximum exposure for our other guarantee and indemnification agreements that do not provide for limits on the amount of future payments due to the uncertainty of these exposures.

See Note 17 for a description of matters that we have identified as contingencies requiring accrual of liabilities and/or disclosure, including any such matters arising under guarantee or indemnification agreements.

### **13. Risk Management**

Certain of our business activities expose us to risks associated with unfavorable changes in the market price of natural gas, NGL and crude oil. We also have exposure to interest rate and foreign currency risk as a result of the issuance of our debt obligations. Pursuant to our management's approved risk management policy, we use derivative contracts to hedge or reduce our exposure to some of these risks.

#### **Energy Commodity Price Risk Management**

As of December 31, 2024, we had the following outstanding commodity forward contracts to hedge our forecasted energy commodity purchases and sales:

	Net open position long/(short)
<b>Derivatives designated as hedging contracts</b>	
Crude oil fixed price	(16.8) MMBbl
Natural gas fixed price	(64.8) Bcf
Natural gas basis	(36.7) Bcf
<b>Derivatives not designated as hedging contracts</b>	
Crude oil fixed price	(1.0) MMBbl
Crude oil basis	(0.2) MMBbl
Natural gas fixed price	(7.0) Bcf
Natural gas basis	(66.2) Bcf
NGL fixed price	(1.3) MMBbl

As of December 31, 2024, the maximum length of time over which we have hedged, for accounting purposes, our exposure to the variability in future cash flows associated with energy commodity price risk is through December 2028.

### **Interest Rate Risk Management**

We utilize interest rate derivatives to hedge our exposure to both changes in the fair value of our fixed rate debt instruments and variability in expected future cash flows attributable to variable interest rate payments. The following table summarizes our outstanding interest rate contracts as of December 31, 2024:

	Notional amount	Accounting treatment	Maximum term
	(In millions)		
<b>Derivatives designated as hedging instruments</b>			
Fixed-to-variable interest rate contracts(a)	\$ 4,750	Fair value hedge	March 2035
<b>Derivatives not designated as hedging instruments</b>			
Variable-to-fixed interest rate contracts	\$ 1,500	Mark-to-Market	December 2025

(a) The principal amount of hedged senior notes consisted of \$1,500 million included in "Current portion of debt" and \$3,250 million included in "Long-term debt" on our accompanying consolidated balance sheet.

### **Foreign Currency Risk Management**

We utilize foreign currency derivatives to hedge our exposure to variability in foreign exchange rates. The following table summarizes our outstanding foreign currency contracts as of December 31, 2024:

	Notional amount	Accounting treatment	Maximum term
	(In millions)		
<b>Derivatives designated as hedging instruments</b>			
EUR-to-USD cross currency swap contracts(a)	\$ 543	Cash flow hedge	March 2027

(a) These swaps eliminate the foreign currency risk associated with our Euro-denominated debt.

### Impact of Derivative Contracts on Our Consolidated Financial Statements

The following table summarizes the fair values of our derivative contracts included in our accompanying consolidated balance sheets:

#### Fair Value of Derivative Contracts

Location	Derivatives Asset		Derivatives Liability	
	December 31,		December 31,	
	2024	2023	2024	2023
(In millions)				
<b>Derivatives designated as hedging instruments</b>				
Energy commodity derivative contracts				
Other current assets/(Other current liabilities)	\$ 10	\$ 77	\$ (46)	\$ (75)
Deferred charges and other assets/(Other long-term liabilities and deferred credits)	9	12	(8)	(29)
Subtotal	19	89	(54)	(104)
Interest rate contracts				
Other current assets/(Other current liabilities)	1	—	(51)	(120)
Deferred charges and other assets/(Other long-term liabilities and deferred credits)	19	37	(203)	(158)
Subtotal	20	37	(254)	(278)
Foreign currency contracts				
Other current assets/(Other current liabilities)	—	—	(3)	(2)
Deferred charges and other assets/(Other long-term liabilities and deferred credits)	—	—	(26)	(2)
Subtotal	—	—	(29)	(4)
Total	39	126	(337)	(386)
<b>Derivatives not designated as hedging instruments</b>				
Energy commodity derivative contracts				
Other current assets/(Other current liabilities)	14	49	(35)	(8)
Deferred charges and other assets/(Other long-term liabilities and deferred credits)	1	3	(15)	(1)
Subtotal	15	52	(50)	(9)
Interest rate contracts				
Other current assets/(Other current liabilities)	4	—	—	—
Deferred charges and other assets/(Other long-term liabilities and deferred credits)	4	—	(2)	—
Subtotal	8	—	(2)	—
Total	23	52	(52)	(9)
Total derivatives	\$ 62	\$ 178	\$ (389)	\$ (395)



The following two tables summarize the fair value measurements of our derivative contracts based on the three levels established by the ASC. The tables also identify the impact of derivative contracts which we have elected to present on our accompanying consolidated balance sheets on a gross basis that are eligible for netting under master netting agreements.

Balance sheet asset fair value measurements by level								
	Level 1	Level 2	Level 3	Gross amount	Contracts available for netting	Cash collateral held(a)	Net amount	
(In millions)								
<b>As of December 31, 2024</b>								
Energy commodity derivative contracts(b)	\$ 6	\$ 29	\$ —	\$ 35	\$ (19)	\$ —	\$ 16	
Interest rate contracts	—	27	—	27	—	—	27	
<b>As of December 31, 2023</b>								
Energy commodity derivative contracts(b)	\$ 65	\$ 75	\$ —	\$ 140	\$ (16)	\$ —	\$ 124	
Interest rate contracts	—	38	—	38	—	—	38	

Balance sheet liability fair value measurements by level								
	Level 1	Level 2	Level 3	Gross amount	Contracts available for netting	Cash collateral posted(a)	Net amount	
(In millions)								
<b>As of December 31, 2024</b>								
Energy commodity derivative contracts(b)	\$ (17)	\$ (89)	\$ —	\$ (106)	\$ 19	\$ 52	\$ (35)	
Interest rate contracts	—	(254)	—	(254)	—	—	(254)	
Foreign currency contracts	—	(29)	—	(29)	—	—	(29)	
<b>As of December 31, 2023</b>								
Energy commodity derivative contracts(b)	(17)	(96)	—	(113)	16	(85)	(182)	
Interest rate contracts	—	(278)	—	(278)	—	—	(278)	
Foreign currency contracts	—	(4)	—	(4)	—	—	(4)	

- (a) Any cash collateral paid or received is reflected in this table, but only to the extent that it represents variation margins. Any amount associated with derivative prepayments or initial margins that are not influenced by the derivative asset or liability amounts or those that are determined solely on their volumetric notional amounts are excluded from this table.
- (b) Level 1 consists primarily of NYMEX natural gas futures. Level 2 consists primarily of OTC WTI swaps, NGL swaps and crude oil basis swaps.

The following tables summarize the pre-tax impact of our derivative contracts in our accompanying consolidated statements of income and comprehensive income:

Derivatives in fair value hedging relationships		Location	Gain/(loss) recognized in income on derivatives and related hedged item		
			Year Ended December 31,		
			2024	2023	2022
(In millions)					
Interest rate contracts	Interest, net	\$	(3)	\$ 138	\$ (738)
Hedged fixed rate debt(a)	Interest, net	\$	5	\$ (132)	\$ 743

- (a) As of December 31, 2024, the cumulative amount of fair value hedging adjustments to our hedged fixed rate debt was a decrease of \$41 million included in "Debt fair value adjustments" on our accompanying consolidated balance sheet.

Derivatives in cash flow hedging relationships	Gain/(loss) recognized in OCI on derivatives(a)			Location	Gain/(loss) reclassified from Accumulated OCI into income(b)		
	Year Ended December 31,				Year Ended December 31,		
	2024	2023	2022		2024	2023	2022
	(In millions)				(In millions)		
Energy commodity derivative contracts	\$ (26)	\$ 182	\$ (338)	Revenues—Commodity sales	\$ 7	\$ 103	\$ (491)
				Costs of sales	(29)	(73)	144
Interest rate contracts	13	(10)	7	Interest, net	4	—	—
Foreign currency contracts	(24)	30	(73)	Other, net	(34)	17	(68)
Total	\$ (37)	\$ 202	\$ (404)	Total	\$ (52)	\$ 47	\$ (415)

- (a) We expect to reclassify an approximately \$37 million loss associated with cash flow hedge price risk management activities included in our accumulated other comprehensive loss balance as of December 31, 2024 into earnings during the next twelve months (when the associated forecasted transactions are also expected to impact earnings); however, actual amounts reclassified into earnings could vary materially as a result of changes in market prices.
- (b) During the year ended December 31, 2022, we recognized gains of \$21 million associated with a write-down of hedged inventory. All other amounts reclassified were the result of the hedged forecasted transactions actually affecting earnings (i.e., when the forecasted sales and purchases actually occurred).

Derivatives not designated as accounting hedges	Location	Gain/(loss) recognized in income on derivatives		
		Year Ended December 31,		
		2024	2023	2022
		(In millions)		
Energy commodity derivative contracts	Revenues—Commodity sales	\$ 20	\$ 75	\$ 137
	Costs of sales	(89)	100	(190)
	Earnings from equity investments	—	2	(11)
Interest rate contracts	Interest, net	3	1	(10)
Total(a)		\$ (66)	\$ 178	\$ (74)

- (a) The years ended December 31, 2024, 2023 and 2022 include approximate gains (losses) of \$ million, \$58 million and \$(11) million, respectively, associated with natural gas, crude and NGL derivative contract settlements.

### Credit Risks

In conjunction with certain derivative contracts, we are required to provide collateral to our counterparties, which may include posting letters of credit or placing cash in margin accounts. As of December 31, 2024 and 2023, we had no outstanding letters of credit supporting our commodity price risk management program. As of December 31, 2024, we had cash margins of \$104 million posted by us with our counterparties as collateral and reported within "Restricted deposits" on our accompanying consolidated balance sheet. As of December 31, 2023, we had cash margins of \$63 million posted by our counterparties with us as collateral and reported within "Other current liabilities" on our accompanying consolidated balance sheets. The cash margin balance at December 31, 2024 represents the initial margin requirements of \$52 million, and variation margin requirements of \$ 52 million. We also use industry standard commercial agreements that allow for the netting of exposures associated with transactions executed under a single commercial agreement. Additionally, we generally utilize master netting agreements to offset credit exposure across multiple commercial agreements with a single counterparty.

We also have agreements with certain counterparties to our derivative contracts that contain provisions requiring the posting of additional collateral upon a decrease in our credit rating. As of December 31, 2024, based on our current mark-to-market positions and posted collateral, we estimate that if our credit rating were downgraded one notch, we would not be required to post additional collateral. If we were downgraded two notches, we estimate that we would be required to post \$25 million of additional collateral.

## 14. Revenue Recognition

### ***Nature of Revenue by Segment***

#### *Natural Gas Pipelines Segment*

We provide various types of natural gas transportation and storage services, natural gas and NGL sales contracts, and various types of gathering and processing services for producers, including receiving, compressing, transporting and re-delivering quantities of natural gas and/or NGL made available to us by producers to a specified delivery location.

##### Natural Gas Transportation and Storage Contracts

The natural gas we receive under our transportation and storage contracts remains under the control of our customers. Under firm service contracts, the customer generally pays a two-part transaction price that includes (i) a fixed take-or-pay reservation fee and (ii) a fee-based per-unit rate for quantities of natural gas actually transported or injected into/withdrawn from storage. Under non-firm service contracts, generally described as interruptible service, the customer pays a transaction price on a fee-based per-unit rate for the quantities actually transported or injected into/withdrawn from storage.

##### Natural Gas and NGL Sales Contracts

Our sales and purchases of natural gas and NGL are primarily accounted for on a gross basis as natural gas sales or product sales, as applicable, and cost of sales. These customer contracts generally provide for the customer to nominate a specified quantity of commodity products to be delivered and sold to the customers at specified delivery points. The customer pays a transaction price typically based on a market indexed per-unit rate for the quantities sold.

##### Gathering and Processing Contracts

We provide various types of gathering and processing services for producers, including receiving, processing, compressing, transporting and re-delivering quantities of natural gas made available to us by producers to a specified delivery location. This integrated service can be firm if subject to a minimum volume commitment or acreage dedication or non-firm when offered on an as requested, non-guaranteed basis. In our gathering contracts we generally promise to provide the contracted integrated services each day over the life of the contract. The customer pays a transaction price typically based on a per-unit rate for the quantities actually gathered and/or processed, including amounts attributable to deficiency quantities associated with minimum volume contracts.

#### *Products Pipelines Segment*

We provide crude oil and refined petroleum transportation and storage services on a firm or non-firm basis. For our firm transportation service, the customer is obligated to pay for its minimum volume commitment amount, regardless of whether or not it flows volumes into our pipeline. The customer pays a transaction price typically based on a per-unit rate for quantities transported, including amounts attributable to deficiency quantities. Our firm storage service generally includes a fixed take-or-pay monthly reservation fee for the portion of storage capacity reserved by the customer and a per-unit rate for actual quantities injected into/withdrawn from storage. Under the non-firm transportation and storage service the customer typically pays a per-unit rate for actual quantities of product injected into/withdrawn from storage and/or transported.

We sell transmix, crude oil or other commodity products. The customer's contracts generally include a specified quantity of commodity products to be delivered and sold to the customers at specified delivery points. The customer pays a transaction price typically based on a market indexed per-unit rate for the quantities sold.

#### *Terminals Segment*

We provide various types of liquid tank and bulk terminal services. These services are generally comprised of inbound, storage and outbound handling of customer products.

##### Liquids Tank Services

Firm Storage and Handling Contracts: We have liquids tank storage and handling service contracts that include a promised tank storage capacity provision and prepaid volume throughput of the stored product. In these contracts, the customers have fixed take-or-pay monthly obligation which generally include a per-unit rate for any quantities we handle at the request of the

customer in excess of the prepaid volume throughput amount and also typically include per-unit rates for additional, ancillary services that may be periodically requested by the customer.

**Firm Handling Contracts:** For our firm handling service contracts, we typically promise to handle on a stand-ready basis throughput volumes up to the customer's minimum volume commitment amount. The customer is obligated to pay for its minimum volume commitment amount, regardless of whether or not it used the handling service. The customer pays a transaction price typically based on a per-unit rate for volumes handled, including amounts attributable to deficiency quantities.

#### Bulk Services

Our bulk storage and handling contracts generally include inbound handling of our customers' dry bulk material product (e.g., petcoke, metals, ores) into our storage facility and outbound handling of these products from our storage facility. These services are provided on both a firm basis, including amounts attributable to deficiency quantities, and non-firm basis where the customer pays a transaction price typically based on a per-unit rate for quantities handled on an as requested, non-guaranteed basis.

#### CO<sub>2</sub> Segment

Our crude oil, NGL, CO<sub>2</sub> and natural gas production customer sales contracts typically include a specified quantity and quality of commodity product to be delivered and sold to the customer at a specified delivery point. The customer pays a transaction price typically based on a market indexed per-unit rate for the quantities sold.

#### Disaggregation of Revenues

The following tables present our revenues disaggregated by segment, revenue source and type of revenue for each revenue source:

	Year Ended December 31, 2024											
	Natural Gas Pipelines		Products Pipelines		Terminals	CO <sub>2</sub>	Corporate and Eliminations	Total				
(In millions)												
Revenues from contracts with customers(a)												
Services												
Firm services(b)	\$	3,893	\$	220	\$	846	\$	2	\$	(4)	\$	4,957
Fee-based services		1,044		1,059		460		41		(7)		2,597
Total services		4,937		1,279		1,306		43		(11)		7,554
Commodity sales												
Natural gas sales		2,303		—		—		43		(6)		2,340
Product sales		965		1,444		50		1,031		(4)		3,486
Other sales		20		—		—		85		(2)		103
Total commodity sales		3,288		1,444		50		1,159		(12)		5,929
Total revenues from contracts with customers		8,225		2,723		1,356		1,202		(23)		13,483
Other revenues(c)												
Leasing services(d)		459		209		666		66		—		1,400
Derivatives adjustments on commodity sales		113		(1)		—		(85)		—		27
Other		145		24		—		21		—		190
Total other revenues		717		232		666		2		—		1,617
Total revenues	\$	8,942	\$	2,955	\$	2,022	\$	1,204	\$	(23)	\$	15,100

Year Ended December 31, 2023

	Natural Gas Pipelines	Products Pipelines	Terminals	CO <sub>2</sub>	Corporate and Eliminations	Total
(In millions)						
Revenues from contracts with customers(a)						
Services						
Firm services(b)	\$ 3,543	\$ 171	\$ 819	\$ 1	\$ 3	\$ 4,537
Fee-based services	1,008	1,036	427	40	(9)	2,502
Total services	4,551	1,207	1,246	41	(6)	7,039
Commodity sales						
Natural gas sales	2,631	—	—	43	(8)	2,666
Product sales	1,110	1,635	33	1,114	(8)	3,884
Other sales	20	—	—	42	(4)	58
Total commodity sales	3,761	1,635	33	1,199	(20)	6,608
Total revenues from contracts with customers	8,312	2,842	1,279	1,240	(26)	13,647
Other revenues(c)						
Leasing services(d)	475	200	638	55	—	1,368
Derivatives adjustments on commodity sales	285	—	—	(107)	—	178
Other	96	24	—	21	—	141
Total other revenues	856	224	638	(31)	—	1,687
Total revenues	\$ 9,168	\$ 3,066	\$ 1,917	\$ 1,209	\$ (26)	\$ 15,334

Year Ended December 31, 2022

	Natural Gas Pipelines	Products Pipelines	Terminals	CO <sub>2</sub>	Corporate and Eliminations	Total
(In millions)						
Revenues from contracts with customers(a)						
Services						
Firm services(b)	\$ 3,547	\$ 207	\$ 763	\$ 1	\$ (3)	\$ 4,515
Fee-based services	926	962	426	46	—	2,360
Total services	4,473	1,169	1,189	47	(3)	6,875
Commodity sales						
Natural gas sales	6,198	—	—	82	(20)	6,260
Product sales	1,433	2,032	29	1,426	(7)	4,913
Other sales	68	—	—	12	—	80
Total commodity sales	7,699	2,032	29	1,520	(27)	11,253
Total revenues from contracts with customers	12,172	3,201	1,218	1,567	(30)	18,128
Other revenues(c)						
Leasing services(d)	474	194	574	60	—	1,302
Derivatives adjustments on commodity sales	(26)	(3)	—	(325)	—	(354)
Other	66	26	—	32	—	124
Total other revenues	514	217	574	(233)	—	1,072
Total revenues	\$ 12,686	\$ 3,418	\$ 1,792	\$ 1,334	\$ (30)	\$ 19,200

- (a) Differences between the revenue classifications presented on the consolidated statements of income and the categories for the disaggregated revenues by type of revenue above are primarily attributable to revenues reflected in the "Other revenues" category above (see note (c)).
- (b) Includes non-cancellable firm service customer contracts with take-or-pay or minimum volume commitment elements, including those contracts where both the price and quantity amount are fixed. Excludes service contracts with index-based pricing, which along with revenues from other customer service contracts are reported as "Fee-based services."
- (c) Amounts recognized as revenue under guidance prescribed in Topics of the ASC other than in Topic 606 were primarily from leases and derivative contracts. See Note 13 for additional information related to our derivative contracts.
- (d) Our revenues from leasing services are predominantly comprised of specific assets that we lease to customers under operating leases where one customer obtains substantially all of the economic benefit from the asset and has the right to direct the use of that asset. These

leases primarily consist of specific tanks, treating facilities, marine vessels and gas equipment and pipelines with separate control locations. Our revenues derived from leases were not material. We do not lease assets that qualify as sales-type or finance leases.

### Contract Balances

As of December 31, 2024 and 2023, our contract asset balances were \$ 15 million and \$34 million, respectively. Of the contract asset balance at December 31, 2023, \$25 million was transferred to accounts receivable during the year ended December 31, 2024. As of December 31, 2024 and 2023, our contract liability balances were \$377 million and \$415 million, respectively. Of the contract liability balance at December 31, 2023, \$97 million was recognized as revenue during the year ended December 31, 2024.

During the year ended December 31, 2023, we entered into an agreement with a customer to prepay certain fixed reservation charges under a long-term terminating contract. We received \$843 million in the fourth quarter of 2023 as part of this agreement. The prepayment, which relates to contracts expiring from 2035 to 2040, was discounted to present value at a rate that is attractive relative to our cost of issuing long-term debt. As of December 31, 2024 and 2023, we had lease contract liability balances of \$587 million and \$643 million, respectively, and contract liability balances of \$ 187 million and \$195 million, respectively, associated with this prepayment.

### Revenue Allocated to Remaining Performance Obligations

The following table presents our estimated revenue allocated to remaining performance obligations for contracted revenue that has not yet been recognized, representing our “contractually committed” revenue as of December 31, 2024 that we will invoice or transfer from contract liabilities and recognize in future periods:

Year	Estimated Revenue (In millions)
2025	\$ 5,038
2026	4,292
2027	3,541
2028	3,088
2029	2,725
Thereafter	15,956
Total	\$ 34,640

Our contractually committed revenue, for purposes of the tabular presentation above, is generally limited to service or commodity sale customer contracts which have fixed pricing and fixed volume terms and conditions, generally including contracts with take-or-pay or minimum volume commitment payment obligations. Our contractually committed revenue amounts, based on the practical expedient that we elected to apply, generally exclude remaining performance obligations for contracts with index-based pricing or variable volume attributes in which such variable consideration is allocated entirely to a wholly unsatisfied performance obligation.

## 15. Reportable Segments

Our reportable business segments are:

- Natural Gas Pipelines—the ownership and operation of (i) major interstate and intrastate natural gas pipeline and storage systems; (ii) natural gas gathering systems and natural gas processing and treating facilities; (iii) NGL fractionation facilities and transportation systems; and (iv) LNG regasification, liquefaction and storage facilities;
- Products Pipelines—the ownership and operation of refined petroleum products, crude oil and condensate pipelines that primarily deliver, among other products, gasoline, diesel and jet fuel, crude oil and condensate to various markets, plus the ownership and/or operation of associated product terminals and petroleum pipeline transmix facilities;
- Terminals—the ownership and/or operation of (i) liquids and bulk terminal facilities located throughout the U.S. that store and handle various commodities including gasoline, diesel fuel, chemicals, metals, petroleum coke, and ethanol and other renewable fuels and feedstocks; and (ii) Jones Act-qualified tankers;

- CO<sub>2</sub>—(i) the production, transportation and marketing of CO<sub>2</sub> to oil fields that use CO<sub>2</sub> as a flooding medium to increase recovery and production of crude oil from mature oil fields; (ii) ownership interests in and/or operation of oil fields and gasoline processing plants in West Texas; (iii) the ownership and operation of a crude oil pipeline system in West Texas; and (iv) the ownership and operation of RNG and LNG facilities.

Our reportable segments are strategic business units that offer different products and services, have different marketing strategies and are managed separately. The Company's chief operating decision maker (CODM) is represented by the Office of the Chairman which consists of our Executive Chairman, Chief Executive Officer and President. Our CODM evaluates performance principally based on each reportable segment's earnings before DD&A expenses including amortization of excess cost of equity investments (EBDA), which excludes general and administrative expenses and corporate charges, interest expense, net, and income tax expense. The CODM uses budgeted Segment EBDA compared to actual results to evaluate performance and allocate certain resources for each segment.

We consider each period's earnings before all non-cash DD&A expenses to be an important measure of business segment performance for our reporting segments. We account for intersegment sales at market prices, while we account for asset transfers at book value.

During 2024, 2023 and 2022, we did not have revenues from any single external customer that exceeded 10% of our consolidated revenues.

Financial information by segment follows:

	Year Ended December 31, 2024							
	Reportable Segments							
	Natural Gas Pipelines	Products Pipelines	Terminals	CO <sub>2</sub>	Corporate and Eliminations		Total	
	(In millions)							
Revenues								
Revenues from external customers	\$ 8,930	\$ 2,955	\$ 2,013	\$ 1,202	\$ —		\$ 15,100	
Intersegment revenues	12	—	9	2	(23)		—	
Total revenues	8,942	2,955	2,022	1,204	(23)		15,100	
Costs of sales	(2,837)	(1,394)	(42)	(82)				
Labor	(322)	(128)	(273)	(50)				
Fuel and power	(74)	(92)	(20)	(153)				
Field - non-labor(a)	(854)	(193)	(558)	(241)				
Taxes, other than income taxes	(269)	(43)	(53)	(60)				
Earnings from equity investments	782	66	8	34				
Other segment items(b)	59	2	15	40				
Total Segment EBDA(c)	\$ 5,427	\$ 1,173	\$ 1,099	\$ 692			8,391	
DD&A							(2,354)	
Amortization of excess cost of equity investments							(50)	
General and administrative and corporate charges							(736)	
Interest, net							(1,844)	
Income tax expense							(687)	
Net income							\$ 2,720	
Other segment activity information:								
DD&A	\$ 1,105	\$ 365	\$ 508	\$ 354	\$ 22		\$ 2,354	
Capital expenditures	1,654	210	385	346	34		2,629	
Segment balance sheet information:								
Investments	7,252	387	132	74	—		7,845	
Other intangibles, net	687	597	18	458	—		1,760	
Total assets(d)	50,402	8,639	8,086	3,583	697		71,407	



Year Ended December 31, 2023

	Reportable Segments					Corporate and Eliminations	Total
	Natural Gas Pipelines	Products Pipelines	Terminals	CO <sub>2</sub>			
(In millions)							
Revenues							
Revenues from external customers	\$ 9,152	\$ 3,066	\$ 1,911	\$ 1,205	\$ —	\$ 15,334	
Intersegment revenues	16	—	6	4	(26)	—	
Total revenues	9,168	3,066	1,917	1,209	(26)	15,334	
Costs of sales	(3,258)	(1,588)	(33)	(77)			
Labor	(300)	(121)	(254)	(49)			
Fuel and power	(79)	(88)	(19)	(137)			
Field - non-labor(a)	(801)	(185)	(535)	(232)			
Taxes, other than income taxes	(262)	(42)	(55)	(55)			
Earnings from equity investments	776	23	9	30			
Other segment items(b)	38	(3)	10	—			
Total Segment EBDA(e)	\$ 5,282	\$ 1,062	\$ 1,040	\$ 689		8,073	
DD&A						(2,250)	
Amortization of excess cost of equity investments						(66)	
General and administrative and corporate charges						(759)	
Interest, net						(1,797)	
Income tax expense						(715)	
Net income						\$ 2,486	
Other segment activity information:							
DD&A	\$ 1,041	\$ 367	\$ 493	\$ 325	\$ 24	\$ 2,250	
Capital expenditures	1,299	221	406	355	36	2,317	
Segment balance sheet information:							
Investments	7,273	390	130	81	—	7,874	
Other intangibles, net	742	687	26	502	—	1,957	
Total assets(d)	49,883	8,781	8,235	3,497	624	71,020	

**Year Ended December 31, 2022**

	Reportable Segments				Corporate and Eliminations	Total
	Natural Gas Pipelines	Products Pipelines	Terminals	CO <sub>2</sub>		
(In millions)						
Revenues						
Revenues from external customers	\$ 12,659	\$ 3,418	\$ 1,789	\$ 1,334	\$ —	\$ 19,200
Intersegment revenues	27	—	3	—	(30)	—
Total revenues	12,686	3,418	1,792	1,334	(30)	19,200
Costs of sales	(7,171)	(1,972)	(26)	(109)		
Labor	(282)	(99)	(239)	(41)		
Fuel and power	(78)	(81)	(17)	(132)		
Field - non-labor(a)	(763)	(194)	(518)	(207)		
Taxes, other than income taxes	(268)	(45)	(53)	(65)		
Earnings from equity investments	683	68	14	38		
Other segment items(b)	(6)	12	22	1		
Total Segment EBDA(f)	\$ 4,801	\$ 1,107	\$ 975	\$ 819		7,702
DD&A						(2,186)
Amortization of excess cost of equity investments						(75)
General and administrative and corporate charges						(593)
Interest, net						(1,513)
Income tax expense						(710)
Net income						\$ 2,625
Other segment activity information:						
DD&A	\$ 1,096	\$ 336	\$ 458	\$ 272	\$ 24	\$ 2,186
Capital expenditures	666	—	552	371	32	1,621

(a) Includes outside services, pipeline integrity maintenance, materials and supplies and other operating costs.

(b) Includes miscellaneous operating and non-operating items primarily related to gains and losses associated with divestitures, impairments and/or equity investments.

(c) Includes non-cash mark-to-market derivative hedge contract amounts of \$(75) million and \$(2) million for our Natural Gas Pipelines and CC<sub>2</sub> business segments, respectively.

(d) Corporate segment includes cash and cash equivalents, restricted deposits, certain prepaid assets and deferred charges, risk management assets related to derivative contracts, corporate headquarters in Houston, Texas and miscellaneous corporate assets (such as IT, telecommunications equipment and legacy activity) not allocated to our reportable segments.

(e) Includes non-cash mark-to-market derivative hedge contract amounts of \$122 million, \$1 million and \$(4) million for our Natural Gas Pipelines, Products Pipelines and CO<sub>2</sub> business segments, respectively.

(f) Includes non-cash mark-to-market derivative hedge contract amounts of \$(64) million and \$11 million for our Natural Gas Pipelines and CC<sub>2</sub> business segments, respectively.

We do not attribute interest and debt expense to any of our reportable business segments.

Following is geographic information regarding the revenues and long-lived assets of our business:

	Year Ended December 31,		
	2024	2023	2022
	(In millions)		
Revenues from external customers			
U.S.	\$ 15,057	\$ 15,255	\$ 19,036
Mexico and other foreign	43	79	164
Total consolidated revenues from external customers	\$ 15,100	\$ 15,334	\$ 19,200
	December 31,		
	2024	2023	2022
	(In millions)		
Long-term assets, excluding goodwill and other intangibles			
U.S.	\$ 46,972	\$ 46,328	\$ 44,425
Mexico and other foreign	70	72	75
Canada	—	—	1
Total consolidated long-lived assets	\$ 47,042	\$ 46,400	\$ 44,501

## 16. Leases

Following are components of our lease cost:

	Year Ended December 31,		
	2024	2023	2022
	(In millions)		
Operating leases	\$ 80	\$ 71	\$ 62
Short-term and variable leases	131	127	101
Total lease cost	\$ 211	\$ 198	\$ 163

Other information related to our operating leases are as follows:

	Year Ended December 31,		
	2024	2023	2022
	(In millions, except lease term and discount rate)		
Operating cash flows from operating leases	\$ (170)	\$ (157)	\$ (132)
Investing cash flows from operating leases	(41)	(41)	(31)
ROU assets obtained in exchange for operating lease obligations, net of retirements	36	56	22
Amortization of ROU assets	68	58	50
Weighted average remaining lease term	8.15 years	8.72 years	9.8 years
Weighted average discount rate	4.84 %	4.59 %	4.26 %

Amounts recognized in the accompanying consolidated balance sheets are as follows:

Lease Activity(a)	Balance sheet location	December 31,	
		2024	2023
(In millions)			
ROU assets	Deferred charges and other assets	\$ 253	\$ 285
Short-term lease liability	Other current liabilities	60	55
Long-term lease liability	Other long-term liabilities and deferred credits	193	230

(a) We have immaterial financing leases recorded as of December 31, 2024 and 2023.

Operating lease liabilities under non-cancellable leases (excluding short-term leases) as of December 31, 2024 are as follows:

Year	Commitment
	(In millions)
2025	\$ 72
2026	48
2027	36
2028	25
2029	23
Thereafter	122
Total lease payments	326
Less: Interest	(73)
Present value of lease liabilities	\$ 253

Short-term lease costs are not material to us and are anticipated to be similar to the current year short-term lease expense outlined in this disclosure.

## 17. Litigation and Environmental

We and our subsidiaries are parties to various legal, regulatory and other matters arising from the day-to-day operations of our businesses or certain predecessor operations that may result in claims against the Company. Although no assurance can be given, we believe, based on our experiences to date and taking into account established reserves and insurance, that the ultimate resolution of such items will not have a material adverse impact to our financial position, cash flows or operating results, unless otherwise indicated below. We believe we have numerous and substantial defenses to the matters to which we are a party and intend to vigorously defend the Company. When we determine a loss is probable of occurring and is reasonably estimable, we accrue an undiscounted liability for such contingencies based on our best estimate using information available at that time. If the estimated loss is a range of potential outcomes and there is no better estimate within the range, we accrue the amount at the low end of the range. We disclose the following contingencies where an adverse outcome may be material or, in the judgment of management, we conclude the matter should otherwise be disclosed.

### Gulf LNG Facility Disputes

Gulf LNG Energy, LLC and Gulf LNG Pipeline, LLC (GLNG) filed a lawsuit in 2018 against Eni S.p.A. in the Supreme Court of the State of New York to enforce a Guarantee Agreement (Guarantee) entered into by Eni S.p.A. in 2007 in connection with a contemporaneous terminal use agreement entered into by its affiliate, Eni USA Gas Marketing LLC (Eni USA). GLNG filed suit to enforce the Guarantee against Eni S.p.A. after an arbitration tribunal delivered an award which called for the termination of the terminal use agreement and payment of compensation by Eni USA to GLNG. In response to GLNG's lawsuit, Eni S.p.A. filed counterclaims based on the terminal use agreement and a parent direct agreement with Gulf LNG Energy (Port), LLC. The foregoing counterclaims asserted by Eni S.p.A. sought unspecified damages based on the same substantive allegations that were dismissed with prejudice in previous separate arbitrations with Eni USA described above and with GLNG's remaining customer Angola LNG Supply Services LLC, a consortium of international oil companies including Eni S.p.A. In early 2022, the trial court granted Eni S.p.A.'s motion for summary judgment on GLNG's claims to enforce the Guarantee. The Appellate Division denied GLNG's appeal. GLNG elected not to pursue further recourse to the state Court of Appeals, which is the state's highest appellate court, thereby concluding GLNG's efforts to enforce the Guarantee. With respect to the counterclaims asserted by Eni S.p.A., the trial court granted GLNG's motion for summary judgment and entered

judgment dismissing all of Eni S.p.A.'s claims with prejudice on September 15, 2023. On September 24, 2024, the Appellate Division affirmed the entry of summary judgment in GLNG's favor. On December 17, 2024, the Appellate Division denied Eni S.p.A.'s motion for reargument. On January 16, 2025, Eni S.p.A. filed a motion for leave to appeal to the Court of Appeals, which we will vigorously oppose.

### ***Freeport LNG Winter Storm Litigation***

On September 13, 2021, Freeport LNG Marketing, LLC (Freeport) filed a lawsuit against Kinder Morgan Texas Pipeline LLC and Kinder Morgan Tejas Pipeline LLC in the 133rd District Court of Harris County, Texas (Case No. 2021-58787) alleging that defendants breached the parties' base contract for sale and purchase of natural gas by failing to repurchase natural gas nominated by Freeport between February 10-22, 2021 during Winter Storm Uri. We deny that we were obligated to repurchase natural gas from Freeport given our declaration of force majeure during the storm and our compliance with emergency orders issued by the Railroad Commission of Texas providing heightened priority for the delivery of gas to human needs customers. Freeport alleges that it is owed approximately \$104 million, plus attorney fees and interest. On October 24, 2022, the trial court granted our motion for summary judgment on all of Freeport's claims. On November 21, 2022, Freeport filed a notice of appeal to the 14<sup>th</sup> Court of Appeals, where the matter remains pending. We believe we have numerous and substantial defenses and intend to continue to vigorously defend this case.

### ***Pension Plan Litigation***

On February 22, 2021, Kinder Morgan Retirement Plan A participants Curtis Pedersen and Beverly Leutloff filed a purported class action lawsuit under the Employee Retirement Income Security Act of 1974 (ERISA). The named plaintiffs were hired initially by the ANR Pipeline Company (ANR) in the late 1970s. Following a series of corporate acquisitions, plaintiffs became participants in pension plans sponsored by the Coastal Corporation (Coastal), El Paso Corporation (El Paso) and our company by virtue of our acquisition of El Paso in 2012 and our assumption of certain of El Paso's pension plan obligations. The complaint, which was transferred to the U.S. District Court for the Southern District of Texas (Civil Action No. 4:21-3590) and later amended to include the Kinder Morgan Retirement Plan B, alleges that the series of foregoing transactions resulted in changes to plaintiffs' retirement benefits which are now contested on a class-wide basis in the lawsuit. The complaint asserts six claims that fall within three primary theories of liability. Claims I, II, and III all challenge plan provisions that are alleged to constitute impermissible "backloading" or "cutback" of benefits, and seek the same plan modification as to how the plans calculate benefits for former participants in the Coastal plan. Claims IV and V allege that former participants in the ANR plans should be eligible for unreduced benefits at younger ages than the plans currently provide. Claim VI asserts that actuarial assumptions used to calculate reduced early retirement benefits for current or former ANR employees are outdated and therefore unreasonable. On February 8, 2024, the Court certified a class defined as any and all persons who participated in the Kinder Morgan Retirement Plan A or B who are current or former employees of ANR or Coastal, and participated in the El Paso pension plan after El Paso acquired Coastal in 2001, and are members of at least one of three subclasses of individuals who are allegedly due benefits under one or more of the six claims asserted in the complaint. On July 25, 2024, the Court decided the parties' respective cross-motions for summary judgment. The Court granted our motion for summary judgment with respect to Claims I and II based on the Court's determination that the formula used to calculate projected service was neither backloaded nor a violation of ERISA's anti-cutback rule. The Court granted plaintiffs' motion for partial summary judgment with respect to Claim III because the Court found that the summary plan description did not include any clarifying examples or illustrations of accrued benefits using the applicable formula. The Court granted plaintiffs' motion for partial summary judgment as to Claim IV based upon the Court's finding that an amendment to the plan in 2007 violated ERISA's anti-cutback protection by terminating the accrual of early retirement benefits in connection with the sale of ANR. The Court granted plaintiffs' motion for partial summary judgment as to Claim V because the Court found that the plan administrator used an inconsistent interpretation to calculate benefits for some retirees. The Court dismissed Claim VI without prejudice based upon its determination that the claim was moot given that the Court had allowed plaintiffs' motion as to Counts IV and V. Neither the parties' respective motions nor the Court's decision addressed the extent of potential plan liabilities for past or future benefits or other potential damage or equitable relief associated with the claims. The Court instructed the parties to propose a schedule to determine the scope of potential remedies associated with the remaining claims or obtain a referral to mediation before the presiding Magistrate Judge. On October 8, 2024, the case was referred to the presiding Magistrate Judge for mediation that is scheduled to commence on March 11, 2025. We believe plaintiffs seek to recover early retirement benefits, monetary damages, or equitable relief in excess of \$100 million. In the event a settlement cannot be achieved through the mediation process, we believe we have numerous and substantial defenses to support our vigorous defense at the trial or appellate levels if necessary. To the extent an adverse judgment or settlement results in an increase in plan liabilities, we may elect as the sponsor of the plans to address them in accordance with applicable ERISA provisions, including provisions that allow for contributions to the plans over several years.

## ***Pipeline Integrity and Releases***

From time to time, despite our best efforts, our pipelines experience leaks and ruptures. These leaks and ruptures may cause explosions, fire, and damage to the environment, damage to property and/or personal injury or death. In connection with these incidents, we may be sued for damages caused by an alleged failure to properly mark the locations of our pipelines and/or to properly maintain our pipelines. Depending upon the facts and circumstances of a particular incident, state and federal regulatory authorities may seek civil and/or criminal fines and penalties.

### ***General***

As of December 31, 2024 and 2023, our total reserve for legal matters was \$ 48 million and \$23 million, respectively.

### ***Environmental Matters***

We and our subsidiaries are subject to environmental cleanup and enforcement actions from time to time. In particular, CERCLA generally imposes joint and several liability for cleanup and enforcement costs on current and predecessor owners and operators of a site, among others, without regard to fault or the legality of the original conduct, subject to the right of a liable party to establish a "reasonable basis" for apportionment of costs. Our operations are also subject to local, state and federal laws and regulations relating to protection of the environment. Although we believe our operations are in substantial compliance with applicable environmental laws and regulations, risks of additional costs and liabilities are inherent in pipeline, terminal, CO<sub>2</sub> field and oil field, and our other operations, and there can be no assurance that we will not incur significant costs and liabilities. Moreover, it is possible that other developments could result in substantial costs and liabilities to us, such as increasingly stringent environmental laws, regulations and enforcement policies under the terms of authority of those laws, and claims for damages to property or persons resulting from our operations. Although it is not possible to predict the ultimate outcomes, we believe that the resolution of the environmental matters set forth in this note, and other matters to which we and our subsidiaries are a party, will not have a material adverse effect on our financial position, cash flows or operating results.

We are currently involved in several governmental proceedings involving alleged violations of local, state and federal environmental and safety regulations. As we receive notices of non-compliance, we attempt to negotiate and settle such matters where appropriate. These alleged violations may result in fines and penalties, but except as disclosed herein we do not believe any such fines and penalties will be material to our financial position, cash flows or operating results, individually or in the aggregate. We are also currently involved in several governmental proceedings involving groundwater and soil remediation efforts under state or federal administrative orders or related remediation programs. We have established a reserve to address the costs associated with the remediation efforts.

In addition, we are involved with and have been identified as a potentially responsible party (PRP) in several federal and state Superfund sites. Environmental reserves have been established for those sites where our contribution is probable and reasonably estimable. Because costs associated with remedial plans are generally expected to be spread over at least several years, we do not anticipate that our share of the cost of remediation will have a material adverse impact to our financial position, cash flows or operating results. In addition, we are from time to time involved in civil proceedings relating to damages alleged to have occurred as a result of accidental leaks or spills of refined petroleum products, crude oil, NGL, natural gas or CO<sub>2</sub>, including natural resource damage (NRD) claims.

#### ***Portland Harbor Superfund Site, Willamette River, Portland, Oregon***

On January 6, 2017, the EPA issued a Record of Decision (ROD) that established a final remedy and cleanup plan for an industrialized area on the lower reach of the Willamette River commonly referred to as the Portland Harbor Superfund Site (PHSS). The cost for the final remedy is estimated to be more than \$2.8 billion and active cleanup is expected to take more than 10 years to complete. KMLT, KMBT, and some 90 other PRPs identified by the EPA are involved in a non-judicial allocation process to determine each party's respective share of the cleanup costs related to the final remedy set forth by the ROD. We are participating in the allocation process on behalf of KMLT (in connection with its ownership or operation of two facilities) and KMBT (in connection with its ownership or operation of two facilities). Effective January 31, 2020, KMLT entered into separate Administrative Settlement Agreements and Orders on Consent (ASAOC) to complete remedial design for two distinct areas within the PHSS associated with KMLT's facilities. The ASAOC obligates KMLT to pay a share of the remedial design costs for cleanup activities related to these two areas as required by the ROD. Our share of responsibility for the PHSS costs will not be determined until the ongoing non-judicial allocation process is concluded or a lawsuit is filed that results in a judicial decision allocating responsibility. At this time, we anticipate the non-judicial allocation process will be complete by December 31, 2026. Until the allocation process is completed, we are unable to reasonably estimate the extent of our liability for the costs related to the design of the proposed remedy and cleanup of the PHSS. In August 2024, we reached an

agreement to settle claims first made in January 2021 asserted by state and federal trustees following their natural resource assessment of the PHSS.

*Lower Passaic River Study Area of the Diamond Alkali Superfund Site, New Jersey*

EPEC Polymers, Inc. and EPEC Oil Company Liquidating Trust (collectively EPEC) are identified as PRPs in an administrative action under CERCLA known as the Lower Passaic River Study Area (Site) concerning the lower 17-mile stretch of the Passaic River in New Jersey. On March 4, 2016, the EPA issued a ROD for the lower eight miles of the Site. At that time the cleanup plan in the ROD was estimated to cost \$1.7 billion. The cleanup is expected to take at least six years to complete once it begins. In addition, the EPA and numerous PRPs, including EPEC, engaged in an allocation process for the implementation of the remedy for the lower eight miles of the Site. That process was completed December 28, 2020 and certain PRPs, including EPEC, engaged in discussions with the EPA as a result thereof. On October 4, 2021, the EPA issued a ROD for the upper nine miles of the Site. At that time, the cleanup plan in the ROD was estimated to cost \$440 million. No timeline for the cleanup has been established. On December 16, 2022, the United States Department of Justice (DOJ) and the EPA announced a settlement and proposed consent decree with 85 PRPs, including EPEC, to resolve their collective liability at the Site. The total amount of the settlement is \$150 million. Also on December 16, 2022, the DOJ on behalf of the EPA filed a Complaint against the 85 PRPs, including EPEC, a Notice of Lodging of Consent Decree, and a Consent Decree in the U.S. District Court for the District of New Jersey. On January 17, 2024, the DOJ on behalf of the EPA voluntarily dismissed its Complaint against 3 PRPs, filed an Amended Complaint against 82 PRPs, including EPEC, and a modified Consent Decree in the U.S. District Court. On January 31, 2024, the DOJ on behalf of the EPA filed a motion to Enter Consent Decree in the U.S. District Court. On December 18, 2024, the U.S. District Court entered the Consent Decree. On January 9, 2025, a Notice of Appeal was filed in the U.S. District Court indicating the Consent Decree is being appealed to the U.S. Court of Appeals for the Third Circuit.

*Louisiana Governmental Coastal Zone Erosion Litigation*

Beginning in 2013, several parishes in Louisiana and the City of New Orleans filed separate lawsuits in state district courts in Louisiana against a number of oil and gas companies, including TGP and SNG. The lawsuits allege that certain of the defendants' oil and gas exploration, production and transportation operations were conducted in violation of the State and Local Coastal Resources Management Act of 1978, as amended (SLCRMA) and that those operations caused substantial damage to the coastal waters of Louisiana and nearby lands. Plaintiffs seek, among other relief, unspecified money damages, attorney fees, interest, and restoration costs. There are more than 40 of these cases pending in Louisiana against oil and gas companies, one of which is against TGP and one of which is against SNG, both described further below.

On November 8, 2013, the Parish of Plaquemines, Louisiana and others filed a petition in the state district court for Plaquemines Parish against TGP and 17 other energy companies, alleging that the defendants' operations in Plaquemines Parish violated SLCRMA and Louisiana law, and caused substantial damage to the coastal waters and nearby lands. Plaintiffs seek, among other relief, unspecified money damages, attorney fees, interest, and restoration costs. In May 2018, the case was removed to the U.S. District Court for the Eastern District of Louisiana. The case has been stayed pending the resolution of federal question jurisdictional issues in separate, consolidated cases to which TGP is not a party: The Parish of Plaquemines, et al. vs. Chevron USA, Inc. et al. consolidated with The Parish of Cameron, et al. v. BP America Production Company, et al. At this time, we are not able to reasonably estimate the extent of our potential liability, if any. We intend to vigorously defend this case.

On March 29, 2019, the City of New Orleans (Orleans) filed a petition in the state district court for Orleans Parish, Louisiana against SNG and 10 other energy companies alleging that the defendants' operations in Orleans Parish violated the SLCRMA and Louisiana law, and caused substantial damage to the coastal waters and nearby lands. Orleans seeks, among other relief, unspecified money damages, attorney fees, interest, and restoration costs. In April 2019, the case was removed to the U.S. District Court for the Eastern District of Louisiana. On February 28, 2024, the U.S. District Court entered partial Final Judgment dismissing a co-defendant and stayed the case pending an appeal by Orleans to the U.S. Court of Appeals for the Fifth Circuit. On January 23, 2025, the U.S. Court of Appeals for the Fifth Circuit affirmed the U.S. District Court's judgment, thereby retaining jurisdiction and dismissing a co-defendant on the basis that SLCRMA does not apply to a co-defendant's pipeline constructed prior to the regulation's effective date. Considering this ruling and that SNG's pipelines were constructed prior to the regulation's effective date, SNG intends to seek to be dismissed from this suit on the same basis through subsequent motion practice. We intend to vigorously defend this case.

## General

As of December 31, 2024 and 2023, we have accrued a total reserve for environmental liabilities in the amount of \$ 188 million and \$199 million, respectively. In addition, as of December 31, 2024 and 2023, we had receivables of \$10 million and \$11 million, respectively, recorded for expected cost recoveries that have been deemed probable.

### Challenge to Federal "Good Neighbor Plan"

On July 14, 2023, we filed a Petition for Review against the EPA and others in the U.S. Court of Appeals for the District of Columbia Circuit seeking review of the EPA's final action promulgating the EPA's final rule known as the "Good Neighbor Plan" (the Plan). The case was styled *Kinder Morgan, Inc. v. EPA, et al.* and has since been consolidated with other cases and is styled *Utah, et al. v. EPA, et al.* The Plan was published in the Federal Register as a final rule on June 5, 2023. The Plan is a federal implementation plan to address certain interstate transport requirements of the Clean Air Act for the 2015 8-hour Ozone National Ambient Air Quality Standards (NAAQS). We believe that the Plan is deeply flawed and that numerous and substantial bases for challenging the Plan exist. If the Plan were fully implemented, its emission standards would require installation of more stringent air pollution controls on hundreds of existing internal combustion engines used by our Natural Gas Pipelines business segment. On July 27, 2023, in combination with other parties, we filed a Motion to Stay the Plan Pending Review, and on September 25, 2023, the U.S. Court of Appeals denied the Motion. On October 13, 2023, in combination with other parties, we filed an Emergency Application for Stay of Final Agency Action in the United States Supreme Court. The case was styled *Kinder Morgan, Inc, et al. v. EPA, et al.* and has since been consolidated with other cases and is styled *Ohio, et al. v. EPA, et al.* The Supreme Court issued an order deferring consideration of the Emergency Application for Stay pending oral argument which took place February 21, 2024. On June 27, 2024, the Supreme Court granted the Emergency Application ruling that enforcement of the Plan shall be stayed pending the disposition of the case on the merits by the U.S. Court of Appeals, and any subsequent petition for writ of certiorari to the Supreme Court, if such writ is timely sought. In reaching its decision to grant the Emergency Application, the Supreme Court found that the parties challenging the Plan are likely to prevail on their argument that the Plan was not reasonably explained, that the EPA failed to supply a satisfactory explanation for its action, and that the EPA ignored an important aspect of the problem it was attempting to solve by promulgating the Plan.

On August 5, 2024, the EPA filed a Motion for Partial Voluntary Remand asking the U.S. Court of Appeals for an opportunity to cure the deficiency in the record identified by the Supreme Court. On September 12, 2024, the U.S. Court of Appeals granted EPA's motion, remanded the record to permit EPA to further respond to comments, and ordered the case be held in abeyance. On December 10, 2024, the EPA published the Notice on Remand of the Record in the Federal Register. On January 13, 2025, the U.S. Court of Appeals ordered the case be returned to its active docket for further proceedings. On February 6, 2025, the EPA filed a Motion to Hold Consolidated Cases in Abeyance asking the U.S. Court of Appeals to hold the case in abeyance for 60 days to allow the Trump Administration time to familiarize themselves with the Plan, receive briefing from the EPA about the case and the Plan, and decide what action on the Plan, if any, is necessary.

The EPA has no legal basis to enforce the Plan while the Supreme Court stay remains in place. If the Plan ultimately were to take effect in its current form (including full compliance by a revised compliance deadline accounting for the stays, and assuming failure of all challenges to state implementation plan disapprovals and to the Plan), we anticipate that it would have a material adverse impact on us. Due to the extensive pending litigation, impacts of the Plan are difficult to predict. Should the Plan take effect, we would seek to mitigate the impacts, and to recover expenditures through adjustments to our rates on our regulated assets where available.

## 18. Recent Accounting Pronouncements

### Accounting Standards Updates

#### ASU No. 2023-09

On December 14, 2023, the FASB issued ASU No. 2023-09, "*Income Taxes (Topic 740): Improvements to Income Tax Disclosures* ." This ASU improves the transparency of income tax disclosures by requiring (i) consistent categories and greater disaggregation of information in the rate reconciliation and (ii) income taxes paid disaggregated by jurisdiction. This ASU will be effective for annual periods beginning after December 15, 2024, and early adoption is permitted. Management is currently evaluating this ASU to determine its impact on the Company's annual disclosures.



**ASU No. 2024-03**

On November 4, 2024, the FASB issued ASU No. 2024-03, "*Income Statement—Reporting Comprehensive Income—Expense Disaggregation Disclosures (Subtopic 220-40)*." This ASU improves financial reporting by requiring that public business entities disclose additional information about specific expense categories in the notes to financial statements at interim and annual reporting periods. This ASU will be effective for annual periods beginning after December 15, 2026, for interim reporting periods beginning after December 15, 2027, and early adoption is permitted. Management is currently evaluating this ASU to determine its impact on the Company's disclosures.

**Item 9. *Changes in and Disagreements with Accountants on Accounting and Financial Disclosure.***

None.

**Item 9A. Controls and Procedures.**

**Conclusion Regarding the Effectiveness of Disclosure Controls and Procedures**

As of December 31, 2024, our management, including our Chief Executive Officer and Chief Financial Officer, has evaluated the effectiveness of the design and operation of our disclosure controls and procedures pursuant to Rule 13a-15(b) under the Securities Exchange Act of 1934. There are inherent limitations to the effectiveness of any system of disclosure controls and procedures, including the possibility of human error and the circumvention or overriding of the controls and procedures. Accordingly, even effective disclosure controls and procedures can only provide reasonable assurance of achieving their control objectives. Based upon and as of the date of the evaluation, our Chief Executive Officer and our Chief Financial Officer concluded that the design and operation of our disclosure controls and procedures were effective to provide reasonable assurance that information required to be disclosed in the reports we file or submit under the Securities Exchange Act of 1934 is recorded, processed, summarized and reported within the time periods specified in the SEC's rules and forms, and is accumulated and communicated to our management, including our Chief Executive Officer and Chief Financial Officer, as appropriate, to allow timely decisions regarding required disclosure.

**Management's Report on Internal Control Over Financial Reporting**

Our management is responsible for establishing and maintaining adequate internal control over financial reporting, as such term is defined in Exchange Act Rule 13a-15(f). Because of its inherent limitations, internal control over financial reporting may not prevent or detect misstatements. Projections of any evaluation of effectiveness to future periods are subject to the risk that controls may become inadequate because of changes in conditions, or that the degree of compliance with the policies or procedures may deteriorate. Under the supervision and with the participation of our management, including our Chief Executive Officer and Chief Financial Officer, we conducted an assessment of the effectiveness of our internal control over financial reporting based on the framework in *Internal Control – Integrated Framework (2013)* issued by the Committee of Sponsoring Organizations of the Treadway Commission. Based on this assessment, our management concluded that our internal control over financial reporting was effective as of December 31, 2024.

The effectiveness of our internal control over financial reporting as of December 31, 2024, has been audited by PricewaterhouseCoopers LLP, an independent registered public accounting firm, as stated in their audit report, which appears herein.

**Changes in Internal Control Over Financial Reporting**

There has been no change in our internal control over financial reporting during the fourth quarter of 2024 that has materially affected, or is reasonably likely to materially affect, our internal control over financial reporting.

**Item 9B. Other Information.**

During the quarter ended December 31, 2024, none of our directors or officers (as defined in Rule 16a-1(f) of the Securities Exchange Act of 1934) adopted, terminated or modified a Rule 10b5-1 trading arrangement or non-Rule 10b5-1 trading arrangement (as such terms are defined in Item 408 of Regulation S-K).

**Item 9C. Disclosure Regarding Foreign Jurisdictions that Prevent Inspections.**

Not Applicable.

### **PART III**

#### **Item 10. *Directors, Executive Officers and Corporate Governance.***

The information required by this item is incorporated by reference from KMI's definitive proxy statement for the 2025 Annual Meeting of Stockholders, which shall be filed no later than April 30, 2025.

We have a securities trading policy governing the purchase, sale and other dispositions of KMI securities by directors, officers, employees, and by us. We believe that our securities trading policy is reasonably designed to promote compliance with insider trading laws, rules and regulations, and applicable listing standards. A copy of our securities trading policy is filed as Exhibit 19.1 to this report.

#### **Item 11. *Executive Compensation.***

The information required by this item is incorporated by reference from KMI's definitive proxy statement for the 2025 Annual Meeting of Stockholders, which shall be filed no later than April 30, 2025.

#### **Item 12. *Security Ownership of Certain Beneficial Owners and Management and Related Stockholder Matters.***

The information required by this item is incorporated by reference from KMI's definitive proxy statement for the 2025 Annual Meeting of Stockholders, which shall be filed no later than April 30, 2025.

#### **Item 13. *Certain Relationships and Related Transactions, and Director Independence.***

The information required by this item is incorporated by reference from KMI's definitive proxy statement for the 2025 Annual Meeting of Stockholders, which shall be filed no later than April 30, 2025.

#### **Item 14. *Principal Accounting Fees and Services.***

The information required by this item is incorporated by reference from KMI's definitive proxy statement for the 2025 Annual Meeting of Stockholders, which shall be filed no later than April 30, 2025.

## PART IV

### Item 15. Exhibits, Financial Statement Schedules.

#### (a) Documents Filed as Part of the Report

##### (1) Financial Statements

See Part II, Item 8. "Financial Statements and Supplementary Data—Index to Financial Statements" set forth on Page 68.

##### (2) Financial Statement Schedules

Financial statement schedules are omitted because they are not applicable or the required information is contained in the consolidated financial statements or notes thereto.

##### (3) Exhibits

Exhibit Number	Description
3.1	Certificate of Amendment to Amended and Restated Certificate of Incorporation of KMI (filed as Exhibit 3.1 to KMI's Current Report on Form 8-K filed May 16, 2023 (File No. 001-35081)).
3.2	Amended and Restated Bylaws of KMI (filed as Exhibit 3.1 to KMI's Current Report on Form 8-K, filed January 28, 2025 (File No. 001-35081)).
4.1	Form of certificate representing Class P common stock of KMI (filed as Exhibit 4.1 to KMI's Registration Statement on Form S-1 filed on January 18, 2011 (File No. 333-170773)).
4.2	Shareholders Agreement among KMI and certain holders of common stock (filed as Exhibit 4.2 to KMI's Quarterly Report on Form 10-Q for the quarter ended March 31, 2011 (File No. 001-35081)).
4.3	Amendment No. 1 to the Shareholders Agreement among KMI and certain holders of common stock (filed as Exhibit 4.3 to KMI's Current Report on Form 8-K filed on May 30, 2012 (File No. 001-35081)).
4.4	Amendment No. 2 to the Shareholders Agreement among KMI and certain holders of common stock (filed as Exhibit 4.1 to KMI's Current Report on Form 8-K filed on December 3, 2014 (File No. 001-35081)).
4.5	Indenture dated as of December 9, 2005, among Kinder Morgan Finance Company LLC (formerly Kinder Morgan Finance Company, ULC), Kinder Morgan Kansas, Inc. and Wachovia Bank, National Association, as Trustee (filed as Exhibit 4.1 to Kinder Morgan Kansas, Inc.'s Current Report on Form 8-K filed on December 15, 2005 (File No. 1-06446)).
4.6	Forms of Kinder Morgan Finance Company LLC Senior Notes (included in the Indenture filed as Exhibit 4.1 to Kinder Morgan Kansas, Inc.'s Current Report on Form 8-K filed on December 15, 2005 (File No. 1-06446)).
4.7	Indenture dated January 2, 2001 between Kinder Morgan Energy Partners, L.P. and First Union National Bank, as trustee, relating to Senior Debt Securities (including form of Senior Debt Securities) (filed as Exhibit 4.11 to Kinder Morgan Energy Partners, L.P.'s Annual Report on Form 10-K for the year ended December 31, 2000 (File No. 1-11234)).
4.8	Certificate of the Vice President and Chief Financial Officer of Kinder Morgan Energy Partners, L.P. establishing the terms of the 7.40% Senior Notes due March 15, 2031 (filed as Exhibit 4.1 to Kinder Morgan Energy Partners, L.P.'s Current Report on Form 8-K filed on March 14, 2001 (File No. 1-11234)).
4.9	Specimen of 7.40% Senior Notes due March 15, 2031 in book-entry form (filed as Exhibit 4.3 to Kinder Morgan Energy Partners, L.P.'s Current Report on Form 8-K filed on March 14, 2001 (File No. 1-11234)).
4.10	Certificate of the Vice President and Chief Financial Officer of Kinder Morgan Energy Partners, L.P. establishing the terms of the 7.750% Senior Notes due March 15, 2032 (filed as Exhibit 4.1 to Kinder Morgan Energy Partners, L.P.'s Quarterly Report on Form 10-Q for the quarter ended March 31, 2002 (File No. 1-11234)).
4.11	Specimen of 7.750% Senior Notes due March 15, 2032 in book-entry form (filed as Exhibit 4.3 to Kinder Morgan Energy Partners, L.P.'s Quarterly Report on Form 10-Q for the quarter ended March 31, 2002 (File No. 1-11234)).
4.12	Indenture dated August 19, 2002 between Kinder Morgan Energy Partners, L.P. and Wachovia Bank, National Association, as Trustee (filed as Exhibit 4.1 to Kinder Morgan Energy Partners, L.P.'s Registration Statement on Form S-4 filed on October 4, 2002 (File No. 333-100346)).

- 4.13 First Supplemental Indenture to Indenture dated August 19, 2002, dated August 23, 2002 between Kinder Morgan Energy Partners, L.P. and Wachovia Bank, National Association, as Trustee (filed as Exhibit 4.2 to Kinder Morgan Energy Partners, L.P.'s Registration Statement on Form S-4 filed on October 4, 2002 (File No. 333-100346)).
- 4.14 Form of 7.30% Senior Notes due 2033 (included in the Indenture filed as Exhibit 4.1 to Kinder Morgan Energy Partners, L.P.'s Registration Statement on Form S-4 filed on October 4, 2002 (File No. 333-100346)).
- 4.15 Senior Indenture dated January 31, 2003 between Kinder Morgan Energy Partners, L.P. and Wachovia Bank, National Association (filed as Exhibit 4.2 to Kinder Morgan Energy Partners, L.P.'s Registration Statement on Form S-3 filed on February 4, 2003 (File No. 333-102961)).
- 4.16 Form of Senior Note of Kinder Morgan Energy Partners, L.P. (included in the Form of Senior Indenture filed as Exhibit 4.2 to Kinder Morgan Energy Partners, L.P.'s Registration Statement on Form S-3 filed on February 4, 2003 (File No. 333-102961)).
- 4.17 Certificate of the Vice President, Treasurer and Chief Financial Officer and the Vice President, General Counsel and Secretary of Kinder Morgan Management, LLC and Kinder Morgan G.P., Inc., on behalf of Kinder Morgan Energy Partners, L.P. establishing the terms of the 5.80% Senior Notes due March 15, 2035 (filed as Exhibit 4.1 to Kinder Morgan Energy Partners, L.P.'s Quarterly Report on Form 10-Q for the quarter ended March 31, 2005 (File No. 1-11234)).
- 4.18 Certificate of the Vice President and Chief Financial Officer of Kinder Morgan Management, LLC and Kinder Morgan G.P., Inc., on behalf of Kinder Morgan Energy Partners, L.P. establishing the terms of the 6.00% Senior Notes due 2017 and 6.50% Senior Notes due 2037 (filed as Exhibit 4.28 to Kinder Morgan Energy Partners, L.P.'s Annual Report on Form 10-K for the year ended December 31, 2006 (File No. 1-11234)).
- 4.19 Certificate of the Vice President and Treasurer and the Vice President and Chief Financial Officer of Kinder Morgan Management, LLC and Kinder Morgan G.P., Inc., on behalf of Kinder Morgan Energy Partners, L.P., establishing the terms of the 6.95% Senior Notes due 2038 (filed as Exhibit 4.2 to Kinder Morgan Energy Partners, L.P.'s Quarterly Report on Form 10-Q for the quarter ended June 30, 2007 (File No. 1-11234)).
- 4.20 Certificate of the Vice President and Chief Financial Officer and the Vice President and Treasurer of Kinder Morgan Management, LLC and Kinder Morgan G.P., Inc., on behalf of Kinder Morgan Energy Partners, L.P., establishing the terms of the 5.80% Senior Notes due 2021, and the 6.50% Senior Notes due 2039 (filed as Exhibit 4.2 to Kinder Morgan Energy Partners, L.P.'s Quarterly Report on Form 10-Q for the quarter ended September 30, 2009 (File No. 1-11234)).
- 4.21 Certificate of the Vice President and Chief Financial Officer and the Vice President and Treasurer of Kinder Morgan Management, LLC and Kinder Morgan G.P., Inc., on behalf of Kinder Morgan Energy Partners, L.P., establishing the terms of the 5.30% Senior Notes due 2020, and the 6.55% Senior Notes due 2040 (filed as Exhibit 4.2 to Kinder Morgan Energy Partners, L.P.'s Quarterly Report on Form 10-Q for the quarter ended June 30, 2010 (File No. 1-11234)).
- 4.22 Certificate of the Vice President and Chief Financial Officer and the Vice President and Treasurer of Kinder Morgan Management, LLC and Kinder Morgan G.P., Inc., on behalf of Kinder Morgan Energy Partners, L.P., establishing the terms of the 6.375% Senior Notes due 2041 (filed as Exhibit 4.1 to Kinder Morgan Energy Partners, L.P.'s Quarterly Report on Form 10-Q for the quarter ended March 31, 2011 (File No. 1-11234)).
- 4.23 Certificate of the Vice President and Chief Financial Officer and the Vice President and Treasurer of Kinder Morgan Management, LLC and Kinder Morgan G.P., Inc., on behalf of Kinder Morgan Energy Partners, L.P., establishing the terms of the 4.150% Senior Notes due 2022, and the 5.625% Senior Notes due 2041 (filed as Exhibit 4.1 to Kinder Morgan Energy Partners, L.P.'s Quarterly Report on Form 10-Q for the quarter ended September 30, 2011 (File No. 1-11234)).
- 4.24 Certificate of the Vice President, Finance and Investor Relations and the Vice President and Secretary of Kinder Morgan Management, LLC and Kinder Morgan G.P., Inc., on behalf of Kinder Morgan Energy Partners, L.P., establishing the terms of the 3.500% Senior Notes due 2021 and the 5.500% Senior Notes due 2044 (filed as Exhibit 4.1 to Kinder Morgan Energy Partners, L.P.'s Quarterly Report on Form 10-Q for the quarter ended March 31, 2014 (File No. 1-11234)).
- 4.25 Certificate of the Vice President and Treasurer and the Vice President and Secretary of Kinder Morgan Management, LLC and Kinder Morgan G.P., Inc., on behalf of Kinder Morgan Energy Partners, L.P., establishing the terms of the 4.250% Senior Notes due 2024 and the 5.400% Senior Notes due 2044 (filed as Exhibit 4.1 to Kinder Morgan Energy Partners, L.P.'s Quarterly Report on Form 10-Q for the quarter ended September 30, 2014 (File No. 1-11234)).
- 4.26 Indenture, dated March 1, 2012, between KMI and U.S. Bank National Association, as Trustee (filed as Exhibit 4.1 to KMI's Registration Statement on Form S-3 filed on March 1, 2012 (File No. 001-35081)).
- 4.27 Certificate of the Vice President and Treasurer and the Vice President and Secretary of KMI establishing the terms of the 2.000% Senior Notes due 2017, the 3.050% Senior Notes due 2019, the 4.300% Senior Notes due 2025, the 5.300% Senior Notes due 2034 and the 5.550% Senior Notes due 2045 (filed as Exhibit 10.53 to KMI's Annual Report on Form 10-K for the year ended December 31, 2014 (File No. 001-35081)).

- 4.28 Certificate of the Vice President and Treasurer and Vice President and Secretary of KMI establishing the terms of the 5.050% Senior Notes due 2046 (filed as Exhibit 4.1 to KMI's Quarterly Report on Form 10-Q for the quarter ended March 31, 2015 (File No. 001-35081)).
- 4.29 Certificate of the Vice President and Treasurer and Vice President and Secretary of KMI establishing the terms of the 1.500% Senior Notes due 2022 and 2.250% Senior Notes due 2027 (filed as Exhibit 4.2 to KMI's Form 8-A, filed March 16, 2015 (File No. 001-35081)).
- 4.30 Certificate of the Vice President and Treasurer and the Vice President and Chief Financial Officer of KMI establishing the terms of the 4.300% Senior Notes due 2028 and the 5.200% Senior Notes due 2048 (filed as Exhibit 4.1 to KMI's Quarterly Report on Form 10-Q for the quarter ended March 31, 2018 (File No. 001-35081)).
- 4.31 Certificate of the Vice President and Chief Financial Officer, and Vice President, Investor Relations and Treasurer of KMI establishing the terms of the 2.00% Senior Notes due February 15, 2031 and the 3.25% Senior Notes due August 1, 2050 (filed as Exhibit 4.1 to KMI's Quarterly Report on Form 10-Q for the quarter ended September 30, 2020 (File No. 001-35081)).
- 4.32 Certificate of the Vice President and Chief Financial Officer, and Vice President, Investor Relations and Treasurer of KMI establishing the terms of the 3.60% Senior Notes due February 15, 2051 (filed as Exhibit 4.1 to KMI's Quarterly Report on Form 10-Q for the quarter ended March 31, 2021 (File No. 001-35081)).
- 4.33 Certificate of the Vice President and Chief Financial Officer and the Vice President and Treasurer of KMI establishing the terms of the 1.750% Senior Notes due 2026 (filed as Exhibit 4.35 to KMI's Annual Report on Form 10-K for the year ended December 31, 2021 (File No. 001-35081)).
- 4.34 Certificate of the Vice President and Treasurer and the Vice President and Chief Financial Officer of KMI establishing the terms of the 4.800% Senior Notes due 2033 and the 5.450% Senior Notes due 2052 (filed as Exhibit 4.1 to KMI's Quarterly Report on Form 10-Q for the quarter ended September 30, 2022 (File No. 001-35081)).
- 4.35 Certificate of the Vice President and Treasurer and Vice President and Chief Financial Officer of Kinder Morgan, Inc. establishing the terms of the 5.200% Senior Notes due 2033 (filed as Exhibit 4.1 to KMI's Quarterly Report on Form 10-Q for the quarter ended March 31, 2023 (File No. 001-35081)).
- 4.36 Certificate of the Vice President and Treasurer and the Vice President and Chief Financial Officer of KMI establishing the terms of the 5.000% Senior Notes due 2029 and the 5.400% Senior Notes due 2034 (filed as Exhibit 4.1 to KMI's Quarterly Report on Form 10-Q for the quarter ended March 31, 2024 (File No. 001-35081)).
- 4.37 Certificate of the Vice President and Treasurer and the Vice President and Chief Financial Officer of KMI establishing the terms of the 5.100% Senior Notes due 2029 and the 5.950% Senior Notes due 2054 (filed as Exhibit 4.1 to KMI's Quarterly Report on Form 10-Q for the quarter ended September 30, 2024 (File No. 001-35081)).
- 4.38 Certain instruments with respect to long-term debt of KMI and its consolidated subsidiaries which relate to debt that does not exceed 10% of the total assets of KMI and its consolidated subsidiaries are omitted pursuant to Item 601(b) (4) (iii) (A) of Regulation S-K, 17 C.F.R. sec. #229.601. KMI hereby agrees to furnish supplementally to the Securities and Exchange Commission a copy of each such instrument upon request.
- 4.39 Description of Capital Stock of Kinder Morgan, Inc. Registered Pursuant to Section 12 of the Securities Exchange Act of 1934 (filed as Exhibit 4.39 to KMI's Annual Report on Form 10-K for the year ended December 31, 2023 (File No. 001-35081)).
- 4.40 Description of Debt Securities of Kinder Morgan, Inc. Registered Pursuant to Section 12 of the Securities Exchange Act of 1934 (filed as Exhibit 4.38 to KMI's Annual Report on Form 10-K for the year ended December 31, 2019 (File No. 001-35081)).
- 10.1 Kinder Morgan, Inc. 2021 Amended and Restated Stock Incentive Plan (filed as Exhibit 4.5 to Post-Effective Amendment No. 1 to KMI's Registration Statement on Form S-8 filed July 16, 2021 (File No. 333-205430)).
- 10.2 2021 Form of Employee Restricted Stock Unit Agreement (filed as Exhibit 10.3 to KMI's Quarterly Report on Form 10-Q for the quarter ended June 30, 2021 (File No. 001-35081)).
- 10.3 2016 Form of Employee Restricted Stock Unit Agreement (filed as Exhibit 10.2 to KMI's Quarterly Report on Form 10-Q for the quarter ended June 30, 2016 (File No. 001-35081)).
- 10.4 2018 Form of Employee Restricted Stock Unit Agreement (filed as Exhibit 10.3 to KMI's Quarterly Report on Form 10-Q for the quarter ended June 30, 2018 (File No. 001-35081)).
- 10.5 Kinder Morgan, Inc. Second Amended and Restated Stock Compensation Plan for Non-Employee Directors (filed as Exhibit 10.4 to KMI's Form 10-Q for the quarter ended September 30, 2021 (File No. 001-35081)).
- 10.6 2021 Form of Non-Employee Director Stock Compensation Agreement (filed as Exhibit 10.5 to KMI's Form 10-Q for the quarter ended September 30, 2021 (File No. 001-35081)).

- 10.7 KMI Employees Stock Purchase Plan (filed as Exhibit 10.5 to KMI's Quarterly Report on Form 10-Q for the quarter ended March 31, 2011 (File No. 001-35081)).
- 10.8 Amended and Restated Annual Incentive Plan of KMI (filed as Exhibit 10.1 to KMI's Current Report on Form 8-K filed January 26, 2021 (File No. 001-35081)).
- 10.9 Revolving Credit Agreement, dated August 20, 2021 among KMI, as borrower, Barclays Bank PLC, as administrative agent, and the lenders and issuing banks party thereto (filed as Exhibit 10.1 to KMI's Current Report on Form 8-K filed August 25, 2021 (File No. 001-35081)).
- 10.10 First Amendment dated December 15, 2022 to Revolving Credit Agreement dated August 20, 2021 among KMI, as borrower, Barclays Bank PLC, as administrative agent, and the lenders and issuing banks party thereto (filed as Exhibit 10.12 to KMI's Annual Report on Form 10-K for the year ended December 31, 2022 filed February 8, 2023 (File 001-35081)).
- 10.11 Cross Guarantee Agreement, dated as of November 26, 2014 among KMI and certain of its subsidiaries with schedules updated as of December 31, 2024.
- 19.1 KMI Securities Trading Policy.
- 21.1 Subsidiaries of KMI.
- 22.1 Subsidiary guarantors and issuers of guaranteed securities.
- 23.1 Consent of PricewaterhouseCoopers LLP.
- 31.1 Certification of Chief Executive Officer pursuant to Rule 13a-14(a) or 15d-14(a) of the Securities Exchange Act of 1934, as adopted pursuant to Section 302 of the Sarbanes-Oxley Act of 2002.
- 31.2 Certification of Chief Financial Officer pursuant to Rule 13a-14(a) or 15d-14(a) of the Securities Exchange Act of 1934, as adopted pursuant to Section 302 of the Sarbanes-Oxley Act of 2002.
- 32.1 Certification of Chief Executive Officer pursuant to 18 U.S.C. Section 1350, as adopted pursuant to Section 906 of the Sarbanes-Oxley Act of 2002.
- 32.2 Certification of Chief Financial Officer pursuant to 18 U.S.C. Section 1350, as adopted pursuant to Section 906 of the Sarbanes-Oxley Act of 2002.
- 97.1 Policy Relating to Recovery of Erroneously Awarded Compensation (filed as Exhibit 97.1 to KMI's Annual Report on Form 10-K for the year ended December 31, 2023 filed February 20, 2024 (File 001-35081)).
- 101 Interactive data files (formatted as Inline XBRL).
- 104 Cover Page Interactive Data File (formatted as Inline XBRL and contained in Exhibit 101).

**Item 16. Form 10-K Summary.**

Not Applicable.

## SIGNATURES

Pursuant to the requirements of the Securities Exchange Act of 1934, the Registrant has duly caused this report to be signed on its behalf by the undersigned thereunto duly authorized.

**KINDER MORGAN, INC.**  
Registrant

/s/ David P. Michels

David P. Michels  
Vice President and Chief Financial Officer

Date: February 13, 2025



Pursuant to the requirements of the Securities Exchange Act of 1934, this report has been signed below by the following persons in the capacities and on the dates indicated.

Signature	Title	Date
<u>/s/ DAVID P. MICHELS</u> David P. Michels	Vice President and Chief Financial Officer (principal financial officer and principal accounting officer)	February 13, 2025
<u>/s/ KIMBERLY A. DANG</u> Kimberly A. Dang	Chief Executive Officer (principal executive officer); Director	February 13, 2025
<u>/s/ RICHARD D. KINDER</u> Richard D. Kinder	Executive Chairman	February 13, 2025
<u>/s/ AMY W. CHRONIS</u> Amy W. Chronis	Director	February 13, 2025
<u>/s/ TED A. GARDNER</u> Ted A. Gardner	Director	February 13, 2025
<u>/s/ ANTHONY W. HALL, JR.</u> Anthony W. Hall, Jr.	Director	February 13, 2025
<u>/s/ STEVEN J. KEAN</u> Steven J. Kean	Director	February 13, 2025
<u>/s/ DEBORAH A. MACDONALD</u> Deborah A. Macdonald	Director	February 13, 2025
<u>/s/ MICHAEL C. MORGAN</u> Michael C. Morgan	Director	February 13, 2025
<u>/s/ ARTHUR C. REICHSTETTER</u> Arthur C. Reichstetter	Director	February 13, 2025
<u>/s/ C. PARK SHAPER</u> C. Park Shaper	Director	February 13, 2025
<u>/s/ WILLIAM A. SMITH</u> William A. Smith	Director	February 13, 2025
<u>/s/ ROBERT F. VAGT</u> Robert F. Vagt	Director	February 13, 2025

## CROSS GUARANTEE AGREEMENT

This CROSS GUARANTEE AGREEMENT is dated as of November 26, 2014 (as amended, restated, supplemented or otherwise modified from time to time, this “Agreement”), by each of the signatories listed on the signature pages hereto and each of the other entities that becomes a party hereto pursuant to Section 19 (the “Guarantors” and individually, a “Guarantor”), for the benefit of the Guaranteed Parties (as defined below).

## WITNESSETH:

WHEREAS, Kinder Morgan, Inc., a Delaware corporation (“KMI”), and certain of its direct and indirect Subsidiaries have outstanding senior, unsecured Indebtedness and may from time to time issue additional senior, unsecured Indebtedness;

WHEREAS, each Guarantor, other than KMI, is a direct or indirect Subsidiary of KMI;

WHEREAS, each Guarantor desires to provide the guarantee set forth herein with respect to the Indebtedness of such Guarantors that constitutes the Guaranteed Obligations; and

WHEREAS, each Guarantor acknowledges that it will derive substantial direct and indirect benefit from the making of the guarantees hereby;

NOW, THEREFORE, in consideration of the premises, the Guarantors hereby agree with each other for the benefit of the Guaranteed Parties as follows:

1. Defined Terms .

(a) As used in this Agreement, the following terms have the meanings specified below:

“Agreement” has the meaning provided in the preamble hereto.

“Bankruptcy Code” means Title 11 of the United States Code, as now or hereafter in effect, or any successor thereto.

“Capital Stock” means, with respect to any Person, any and all shares, interests, rights to purchase, warrants, options, participations or other equivalents (however designated) of such Person’s equity, including (i) all common stock and preferred stock, any limited or general partnership interest and any limited liability company member interest, (ii) beneficial interests in trusts, and (iii) any other interest or participation that confers upon a Person the right to receive a share of the profits and losses of, or distribution of assets of, the issuing Person.

“CFC” means a Person that is a “controlled foreign corporation” within the meaning of Section 957 of the Internal Revenue Code of 1986, as amended.

“Commodity Exchange Act” means the Commodity Exchange Act (7 U.S.C. § 1 et seq.), as amended from time to time, and any successor statute.

“ Consolidated Assets ” means, at the date of any determination thereof, the total assets of KMI and its Subsidiaries as set forth on a consolidated balance sheet of KMI and its Subsidiaries for their most recently completed fiscal quarter, prepared in accordance with GAAP.

“ Consolidated Tangible Assets ” means, at the date of any determination thereof, Consolidated Assets after deducting therefrom the value, net of any applicable reserves and accumulated amortization, of all goodwill, trade names, trademarks, patents and other like intangible assets, all as set forth, or on a pro forma basis would be set forth, on a consolidated balance sheet of KMI and its Subsidiaries for their most recently completed fiscal quarter, prepared in accordance with GAAP.

“ Domestic Subsidiary ” means any Subsidiary of KMI organized under the laws of any jurisdiction within the United States.

“ Excluded Subsidiary ” means (i) any Subsidiary that is not a Wholly-owned Domestic Operating Subsidiary, (ii) any Domestic Subsidiary that is a Subsidiary of a CFC or any Domestic Subsidiary (including a disregarded entity for U.S. federal income tax purposes) substantially all of whose assets (held directly or through Subsidiaries) consist of Capital Stock of one or more CFCs or Indebtedness of such CFCs, (iii) any Immaterial Subsidiary, (iv) any Subsidiary listed on Schedule III, (v) each of Calnev Pipe Line LLC, SFPP, L.P., Kinder Morgan G.P., Inc. and EPEC Realty, Inc. and each of its Subsidiaries, (vi) any other Subsidiary that is not a Guarantor under the Revolving Credit Agreement Guarantee, (vii) any not-for-profit Subsidiary, (viii) any Subsidiary that is prohibited by a Requirement of Law from guaranteeing the Guaranteed Obligations, and (ix) any Subsidiary acquired by KMI or its Subsidiaries after the date of this Agreement to the extent, and so long as, the financing documentation governing any existing Indebtedness of such Subsidiary that survives such acquisition prohibits such Subsidiary from guaranteeing the Guaranteed Obligations; *provided* , that notwithstanding the foregoing, any Subsidiary that is party to the Revolving Credit Agreement Guarantee or that Guarantees any senior notes or senior debt securities issued by KMI (other than pursuant to this Agreement) shall not constitute an Excluded Subsidiary for so long as such Guarantee is in effect.

“ Excluded Swap Obligation ” means, with respect to any Guarantor, any Swap Obligation if, and to the extent that, all or a portion of the Guarantee of such Guarantor of such Swap Obligation (or any Guarantee thereof) is or becomes illegal under the Commodity Exchange Act or any rule, regulation or order of the Commodity Futures Trading Commission (or the application or official interpretation of any thereof) by virtue of such Guarantor’s failure for any reason to constitute an “eligible contract participant” as defined in the Commodity Exchange Act and the regulations thereunder at the time the Guarantee of such Guarantor becomes effective with respect to such Swap Obligation. If a Swap Obligation arises under a master agreement governing more than one swap, such exclusion shall apply only to the portion of such Swap Obligation that is attributable to swaps for which such Guarantee is or becomes illegal.

“ GAAP ” means generally accepted accounting principles in the United States of America from time to time, including as set forth in the opinions, statements and pronouncements of the Accounting Principles Board of the American Institute of Certified Public Accountants and the Financial Accounting Standards Board.

“ Governmental Authority ” means the government of the United States of America or any other nation, or of any political subdivision thereof, whether state or local, and any agency, authority, instrumentality, regulatory body, court, central bank or other entity exercising executive, legislative, judicial, taxing, regulatory or administrative powers or functions of or pertaining to government (including any supra national bodies such as the European Union or the European Central Bank).

“ Guarantee ” of or by any Person (the “guarantor”) means any obligation, contingent or otherwise, of the guarantor guaranteeing or having the economic effect of guaranteeing any Indebtedness or other obligation of any other Person (the “primary obligor”) in any manner, whether directly or indirectly, and including any obligation of the guarantor, direct or indirect, (i) to purchase or pay (or advance or supply funds for the purchase or payment of) such Indebtedness or other obligation or to purchase (or to advance or supply funds for the purchase of) any security for the payment thereof, (ii) to purchase or lease property, securities or services for the purpose of assuring the owner of such Indebtedness or other obligation of the payment thereof, (iii) to maintain working capital, equity capital or any other financial statement condition or liquidity of the primary obligor so as to enable the primary obligor to pay such Indebtedness or other obligation or (iv) as an account party in respect of any letter of credit or letter of guaranty issued to support such Indebtedness or obligation; *provided* that the term Guarantee shall not include endorsements for collection or deposit in the ordinary course of business.

“ Guarantee Termination Date ” has the meaning set forth in Section 2(d) .

“ Guaranteed Obligations ” means the Indebtedness set forth on Schedule I hereto, as such schedule may be amended from time to time in accordance with the terms of this Agreement; *provided* that the term “Guaranteed Obligations” shall exclude any Excluded Swap Obligations.

“ Guaranteed Parties ” means, collectively, (i) in the case of Guaranteed Obligations that are governed by trust indentures, the holders (as that term is defined in the applicable trust indenture) of such Guaranteed Obligations, (ii) in the case of Guaranteed Obligations that are governed by loan agreements, credit agreements, or similar agreements, the lenders providing such loans or credit, and (iii) in the case of Guaranteed Obligations with respect to Hedging Agreements, the counterparties under such agreements.

“ Guarantor ” has the meaning provided in the preamble hereto. Schedule II hereto, as such schedule may be amended from time to time in accordance with the terms of this Agreement, sets forth the name of each Guarantor.

“ Hedging Agreement ” means a financial instrument, agreement or security which hedges or is used to hedge or manage the risk associated with a change in interest rates, foreign currency exchange rates or commodity prices (but excluding any purchase, swap, derivative contract or similar agreement relating to power, electricity or any related commodity product).

“ Immaterial Subsidiary ” means any Subsidiary that is not a Material Subsidiary.

“ Indebtedness ” means, collectively, (i) any senior, unsecured obligation created or assumed by any Person for borrowed money, including all obligations of such Person evidenced by bonds, debentures, notes or similar instruments (other than surety, performance and guaranty bonds), and (ii) all payment obligations of any Person with respect to obligations under Hedging Agreements.

“ Investment Grade Rating ” means a rating equal to or higher than Baa3 by Moody's and BBB- by S&P; *provided, however*, that if (i) either of Moody's or S&P changes its rating system, such ratings shall be the equivalent ratings after such changes or (ii) Moody's or S&P shall not make a rating of a Guaranteed Obligation publicly available, the references above to Moody's or S&P or both of them, as the case may be, shall be to a nationally recognized U.S. rating agency or agencies, as the case may be, selected by KMI and the references to the ratings categories above shall be to the corresponding rating categories of such rating agency or rating agencies, as the case may be.

“ Issuer ” means the issuer, borrower, or other applicable primary obligor of a Guaranteed Obligation.

“ KMI ” has the meaning provided in the recitals hereto.

“ Lien ” means, with respect to any asset (i) any mortgage, deed of trust, lien, pledge, hypothecation, encumbrance, charge or security interest in, on or of such asset, and (ii) the interest of a vendor or a lessor under any conditional sale agreement, capital lease or title retention agreement (or any financing lease having substantially the same economic effect as any of the foregoing) relating to such asset.

“ Material Subsidiary ” means, as at any date of determination, any Subsidiary of KMI whose total tangible assets (for purposes of the below, when combined with the tangible assets of such Subsidiary's Subsidiaries, after eliminating intercompany obligations) as at such date of determination are greater than or equal to 5% of Consolidated Tangible Assets as of the last day of the fiscal quarter most recently ended for which financial statements of KMI have been filed with the SEC.

“ Moody's ” means Moody's Investors Service, Inc. and its successors.

“ Operating Subsidiary ” means any operating company that is a Subsidiary of KMI.

“ Person ” means any natural person, corporation, limited liability company, trust, joint venture, association, company, partnership, Governmental Authority or other entity.

“ Qualified ECP Guarantor ” means, in respect of any Swap Obligation, each Guarantor that has total assets exceeding \$10,000,000 at the time the relevant Guarantee becomes effective with respect to such Swap Obligation or such other person as constitutes an “eligible contract participant” under the Commodity Exchange Act or any regulations promulgated thereunder and can cause another person to qualify as an “eligible contract participant” at such time by entering into a keepwell under Section 1a(18)(A)(v)(II) of the Commodity Exchange Act.

“ Rating Agencies ” means Moody's and S&P; *provided that*, if at the relevant time neither Moody's nor S&P shall be rating the relevant Guaranteed Obligation, then “Rating Agencies” shall mean another nationally recognized rating service that rates such Guaranteed Obligation.

“ Rating Date ” means the date immediately prior to the earlier of (i) the occurrence of a Release Event and (ii) public notice of the intention to effect a Release Event.

“ Rating Decline ” means, with respect to a Guaranteed Obligation, the occurrence of the following on, or within 90 days after, the date of the occurrence of a Release Event or of public notice of the intention to effect a Release Event (which period may be extended so long as the rating of such Guaranteed Obligation is under publicly announced consideration for possible downgrade by either of the Rating Agencies): (i) in the event such Guaranteed Obligation is assigned an Investment Grade Rating by both Rating Agencies on the Rating Date, the rating of such Guaranteed Obligation by one or both of the Rating Agencies shall be below an Investment Grade Rating; or (ii) in the event such Guaranteed Obligation is rated below an Investment Grade Rating by either of the Rating Agencies on the Rating Date, any such below-Investment Grade Rating of such Guaranteed Obligation shall be decreased by one or more gradations (including gradations within rating categories as well as between rating categories).

“ Release Event ” has the meaning set forth in Section 6(b) .

“ Requirement of Law ” means any law, statute, code, ordinance, order, determination, rule, regulation, judgment, decree, injunction, franchise, permit, certificate, license, authorization or other

directive or requirement (whether or not having the force of law), including environmental laws, energy regulations and occupational, safety and health standards or controls, of any Governmental Authority.

“Revolving Credit Agreement” means the Revolving Credit Agreement, dated as of September 19, 2014, among KMI, the lenders party thereto and Barclays Bank PLC, as administrative agent, as such credit agreement may be amended, modified, supplemented or restated from time to time, or refunded, refinanced, restructured, replaced, renewed, repaid or extended from time to time (whether with the original agents and lenders or other agents or lenders or trustee or otherwise, and whether provided under the original credit agreement or other credit agreements or note indentures or otherwise), including, without limitation, increasing the amount of available borrowings or other Indebtedness thereunder.

“Revolving Credit Agreement Guarantee” means the Guarantee Agreement, dated as of November 26, 2014, made by the Subsidiaries of KMI party thereto in favor of Barclays Bank PLC, as administrative agent, for the benefit of the lenders and the issuing banks under the Revolving Credit Agreement, as such guarantee agreement may be amended, modified, supplemented or restated from time to time, and as it may be replaced or renewed from time to time in connection with any amendment, modification, supplement, restatement, refunding, refinancing, restructuring, replacement, renewal, repayment, or extension of any Revolving Credit Agreement from time to time.

“S&P” means Standard & Poor's Rating Services, a division of The McGraw-Hill Companies, Inc., and its successors.

“SEC” means the United States Securities and Exchange Commission.

“Subsidiary” means, with respect to any Person (the “parent”) at any date, any corporation, limited liability company, partnership, association or other entity the accounts of which would be consolidated with those of the parent in the parent's consolidated financial statements if such financial statements were prepared in accordance with GAAP as of such date, as well as any other corporation, limited liability company, partnership, association or other entity (a) of which securities or other ownership interests representing more than 50% of the equity or more than 50% of the ordinary voting power or, in the case of a partnership, more than 50% of the general partner interests are, as of such date, owned, controlled or held, or (b) that is, as of such date, otherwise controlled, by the parent or one or more Subsidiaries of the parent or by the parent and one or more Subsidiaries of the parent. Unless the context otherwise clearly requires, references in this Agreement to a “Subsidiary” or the “Subsidiaries” refer to a Subsidiary or the Subsidiaries of KMI. Notwithstanding the foregoing, Plantation Pipe Line Company, a Delaware and Virginia corporation, shall not be a Subsidiary of KMI until such time as its assets and liabilities, profit or loss and cash flow are required under GAAP to be consolidated with those of KMI.

“Swap Obligation” means, with respect to any Guarantor, any obligation to pay or perform under any agreement, contract or transaction that constitutes a “swap” within the meaning of Section 1a(47) of the Commodity Exchange Act.

“Wholly-owned Domestic Operating Subsidiary” means any Wholly-owned Subsidiary that constitutes (i) a Domestic Subsidiary and (ii) an Operating Subsidiary.

“Wholly-owned Subsidiary” means a Subsidiary of which all issued and outstanding Capital Stock (excluding in the case of a corporation, directors' qualifying shares) is directly or indirectly owned by KMI.

(b) The words “hereof”, “herein” and “hereunder” and words of similar import when used in this Agreement shall refer to this Agreement as a whole and not to any particular provision of this Agreement, and Section references are to Sections of this Agreement unless otherwise specified. The words “include”, “includes” and “including” shall be deemed to be followed by the phrase “without limitation”.

(c) The meanings given to terms defined herein shall be equally applicable to both the singular and plural forms of such terms.

## 2. Guarantee .

(a) Subject to the provisions of Section 2(b) , each of the Guarantors hereby, jointly and severally, unconditionally and irrevocably, guarantees, as primary obligor and not merely as surety, for the benefit of the Guaranteed Parties, the prompt and complete payment when due (whether at the stated maturity, by acceleration or otherwise) of the Guaranteed Obligations; *provided* that each Guarantor shall be released from its respective guarantee obligations under this Agreement as provided in Section 6(b) . Upon the failure of an Issuer to punctually pay any Guaranteed Obligation, each Guarantor shall, upon written demand by the applicable Guaranteed Party to such Guarantor, pay or cause to be paid such amounts.

(b) Anything herein to the contrary notwithstanding, the maximum liability of each Guarantor hereunder shall in no event exceed the amount that can be guaranteed by such Guarantor under the Bankruptcy Code or any applicable laws relating to fraudulent conveyances, fraudulent transfers or the insolvency of debtors after giving full effect to the liability under this Agreement and its related contribution rights set forth in this Section 2 , but before taking into account any liabilities under any other Guarantees.

(c) Each Guarantor agrees that the Guaranteed Obligations may at any time and from time to time exceed the amount of the liability of such Guarantor hereunder (as a result of the limitations set forth in Section 2(b) or elsewhere in this Agreement) without impairing this Agreement or affecting the rights and remedies of any Guaranteed Party hereunder.

(d) No payment or payments made by any Issuer, any of the Guarantors, any other guarantor or any other Person or received or collected by any Guaranteed Party from any Issuer, any of the Guarantors, any other guarantor or any other Person by virtue of any action or proceeding or any set-off or appropriation or application at any time or from time to time in reduction of or in payment of any Guaranteed Obligation shall be deemed to modify, reduce, release or otherwise affect the liability of any Guarantor hereunder, which shall, notwithstanding any such payment or payments, other than payments made by such Guarantor in respect of such Guaranteed Obligation or payments received or collected from such Guarantor in respect of such Guaranteed Obligation, remain liable for the Guaranteed Obligations up to the maximum liability of such Guarantor hereunder until all Guaranteed Obligations (other than any contingent indemnity obligations not then due and any letters of credit that remain outstanding which have been fully cash collateralized or otherwise back-stopped to the reasonable satisfaction of the applicable issuing bank) shall have been discharged by payment in full or shall have been deemed paid and discharged by defeasance pursuant to the terms of the instruments governing such Guaranteed Obligations (the “ Guarantee Termination Date ”).

(e) If and to the extent required in order for the obligations of any Guarantor hereunder to be enforceable under applicable federal, state and other laws relating to the insolvency of debtors, the maximum liability of such Guarantor hereunder shall be limited to the greatest amount which can lawfully be guaranteed by such Guarantor under such laws, after giving effect to any rights of

contribution, reimbursement and subrogation arising hereunder. Each Guarantor acknowledges and agrees that, to the extent not prohibited by applicable law, (i) such Guarantor (as opposed to its creditors, representatives of creditors or bankruptcy trustee, including such Guarantor in its capacity as debtor in possession exercising any powers of a bankruptcy trustee) has no personal right under such laws to reduce, or request any judicial relief that has the effect of reducing, the amount of its liability under this Agreement, (ii) such Guarantor (as opposed to its creditors, representatives of creditors or bankruptcy trustee, including such Guarantor in its capacity as debtor in possession exercising any powers of a bankruptcy trustee) has no personal right to enforce the limitation set forth in this Section 2(e) or to reduce, or request judicial relief reducing, the amount of its liability under this Agreement, and (iii) the limitation set forth in this Section 2(e) may be enforced only to the extent required under such laws in order for the obligations of such Guarantor under this Agreement to be enforceable under such laws and only by or for the benefit of a creditor, representative of creditors or bankruptcy trustee of such Guarantor or other Person entitled, under such laws, to enforce the provisions hereof.

3. Right of Contribution . Each Guarantor hereby agrees that to the extent that a Guarantor shall have paid more than its proportionate share of any payment made hereunder (including by way of set-off rights being exercised against it), such Guarantor shall be entitled to seek and receive contribution from and against any other Guarantor hereunder who has not paid its proportionate share of such payment as set forth in this Section 3 . To the extent that any Guarantor shall be required hereunder to pay any portion of any Guaranteed Obligation guaranteed hereunder exceeding the greater of (a) the amount of the value actually received by such Guarantor and its Subsidiaries from such Guaranteed Obligation and (b) the amount such Guarantor would otherwise have paid if such Guarantor had paid the aggregate amount of such Guaranteed Obligation guaranteed hereunder (excluding the amount thereof repaid by the Issuer of such Guaranteed Obligation) in the same proportion as such Guarantor's net worth on the date enforcement is sought hereunder bears to the aggregate net worth of all the Guarantors on such date, then such Guarantor shall be reimbursed by such other Guarantors for the amount of such excess, pro rata, based on the respective net worth of such other Guarantors on such date; *provided* that any Guarantor's right of reimbursement shall be subject to the terms and conditions of Section 5 hereof. For purposes of determining the net worth of any Guarantor in connection with the foregoing, all Guarantees of such Guarantor other than pursuant to this Agreement will be deemed to be enforceable and payable after its obligations pursuant to this Agreement. The provisions of this Section 3 shall in no respect limit the obligations and liabilities of any Guarantor to the Guaranteed Parties, and each Guarantor shall remain liable to the Guaranteed Parties for the full amount guaranteed by such Guarantor hereunder.

4. No Right of Set-off . No Guaranteed Party shall have, as a result of this Agreement, any right of set-off against any amount owing by such Guaranteed Party to or for the credit or the account of a Guarantor.

5. No Subrogation . Notwithstanding any payment or payments made by any of the Guarantors hereunder, no Guarantor shall be entitled to be subrogated to any of the rights (or if subrogated by operation of law, such Guarantor hereby waives such rights to the extent permitted by applicable law) of any Guaranteed Party against any Issuer or any other Guarantor or any collateral security or guarantee or right of offset held by any Guaranteed Party for the payment of any Guaranteed Obligation, nor shall any Guarantor seek or be entitled to seek any contribution or reimbursement from any Issuer or any other Guarantor in respect of payments made by such Guarantor hereunder, until the Guarantee Termination Date. If any amount shall be paid to any Guarantor on account of such subrogation, contribution or reimbursement rights at any time prior to the Guarantee Termination Date, such amount shall be held by such Guarantor in trust for the applicable Guaranteed Parties, segregated from other funds of such Guarantor, and shall, forthwith upon receipt by such Guarantor, be turned over to the applicable Guaranteed Parties in the exact form received by such Guarantor (duly indorsed by such



Guarantor to the applicable Guaranteed Parties if required), to be applied against the applicable Guaranteed Obligation, whether due or to become due.

6. Amendments, etc. with Respect to the Guaranteed Obligations; Waiver of Rights; Release .

(a) Each Guarantor shall remain obligated hereunder notwithstanding that, without any reservation of rights against any Guarantor and without notice to or further assent by any Guarantor, (i) any demand for payment of any Guaranteed Obligation made by any Guaranteed Party may be rescinded by such party and any Guaranteed Obligation continued, (ii) a Guaranteed Obligation, or the liability of any other party upon or for any part thereof, or any collateral security or guarantee therefor or right of offset with respect thereto, may, from time to time, in whole or in part, be renewed, extended, amended, modified, accelerated, compromised, waived, allowed to lapse, surrendered or released by any Guaranteed Party, (iii) the instruments governing any Guaranteed Obligation may be amended, modified, supplemented or terminated, in whole or in part, and (iv) any collateral security, guarantee or right of offset at any time held by any Guaranteed Party for the payment of any Guaranteed Obligation may be sold, exchanged, waived, allowed to lapse, surrendered or released. No Guaranteed Party shall have any obligation to protect, secure, perfect or insure any Lien at any time held by it as security for the Guaranteed Obligations or for this Agreement or any property subject thereto. When making any demand hereunder against any Guarantor, a Guaranteed Party may, but shall be under no obligation to, make a similar demand on the Issuer of the applicable Guaranteed Obligation or any other Guarantor or any other person, and any failure by a Guaranteed Party to make any such demand or to collect any payments from such Issuer or any other Guarantor or any other person or any release of such Issuer or any other Guarantor or any other person shall not relieve any Guarantor in respect of which a demand or collection is not made or any Guarantor not so released of its several obligations or liabilities hereunder, and shall not impair or affect the rights and remedies, express or implied, or as a matter of law, of any Guaranteed Party against any Guarantor. For the purposes hereof "demand" shall include the commencement and continuance of any legal proceedings.

(b) A Guarantor shall be automatically released from its guarantee hereunder upon release of such Guarantor from the Revolving Credit Agreement Guarantee, including upon consummation of any transaction resulting in such Guarantor ceasing to constitute a Subsidiary or upon any Guarantor becoming an Excluded Subsidiary (such transaction or event, a "Release Event").

(c) Upon the occurrence of a Release Event, each Guaranteed Obligation for which such released Guarantor was the Issuer shall be automatically released from the provisions of this Agreement and shall cease to constitute a Guaranteed Obligation hereunder; *provided* that in the case of any Guaranteed Obligation that has been assigned an Investment Grade Rating by the Rating Agencies, such Guaranteed Obligation shall be so released, effective as of the 91<sup>st</sup> day after the occurrence of the Release Event, if and only if a Rating Decline with respect to such Guaranteed Obligation does not occur.

7. Guarantee Absolute and Unconditional .

(a) Each Guarantor waives any and all notice of the creation, contraction, incurrence, renewal, extension, amendment, waiver or accrual of any of the Guaranteed Obligations, and notice of or proof of reliance by any Guaranteed Party upon this Agreement or acceptance of this Agreement. To the fullest extent permitted by applicable law, each Guarantor waives diligence, promptness, presentment, protest and notice of protest, demand for payment or performance, notice of default or nonpayment, notice of acceptance and any other notice in respect of the Guaranteed Obligations or any part of them, and any defense arising by reason of any disability or other defense of any Issuer or any of the Guarantors with respect to the Guaranteed Obligations. Each Guarantor understands and agrees that this Agreement

shall be construed as a continuing, absolute and unconditional guarantee of payment without regard to (i) the validity, regularity or enforceability of any of the Guaranteed Obligations, the indenture, loan agreement, note or other instrument evidencing or governing any of the Guaranteed Obligations or any collateral security therefor or guarantee or right of offset with respect thereto at any time or from time to time held by any Guaranteed Party, (ii) any defense, set-off or counterclaim (other than a defense of payment or performance) that may at any time be available to or be asserted by any Issuer against any Guaranteed Party or (iii) any other circumstance whatsoever (with or without notice to or knowledge of any Issuer or such Guarantor) that constitutes, or might be construed to constitute, an equitable or legal discharge of any Issuer for any of the Guaranteed Obligations, or of such Guarantor under this Agreement, in bankruptcy or in any other instance. When pursuing its rights and remedies hereunder against any Guarantor, any Guaranteed Party may, but shall be under no obligation to, pursue such rights and remedies as it may have against the Issuer or any other Person or against any collateral security or guarantee for the Guaranteed Obligations or any right of offset with respect thereto, and any failure by any Guaranteed Party to pursue such other rights or remedies or to collect any payments from the Issuer or any such other Person or to realize upon any such collateral security or guarantee or to exercise any such right of offset, or any release of the Issuer or any such other Person or any such collateral security, guarantee or right of offset, shall not relieve such Guarantor of any liability hereunder, and shall not impair or affect the rights and remedies, whether express, implied or available as a matter of law, of the other Guaranteed Parties against such Guarantor.

(b) This Agreement shall remain in full force and effect and be binding in accordance with and to the extent of its terms upon each Guarantor and the successors and assigns thereof and shall inure to the benefit of the Guaranteed Parties and their respective successors, indorsees, transferees and assigns until the Guarantee Termination Date.

8. Reinstatement . This Agreement shall continue to be effective, or be reinstated, as the case may be, if at any time payment, or any part thereof, of any of the Guaranteed Obligations is rescinded or must otherwise be restored or returned by any Guaranteed Party upon the insolvency, bankruptcy, dissolution, liquidation or reorganization of any Issuer or any Guarantor, or upon or as a result of the appointment of a receiver, intervenor or conservator of, or trustee or similar officer for, any Issuer or any Guarantor or any substantial part of its property, or otherwise, all as though such payments had not been made.

9. Payments . Each Guarantor hereby guarantees that payments hereunder will be paid to the applicable Guaranteed Parties without set-off or counterclaim in dollars.

10. Representations and Warranties . Each Guarantor hereby represents and warrants to each Guaranteed Party that the following representations and warranties are true and correct in all material respects as of the date of this Agreement or as of the date such Guarantor became a party to this Agreement, as applicable:

(a) such Guarantor (i) is a corporation, partnership or limited liability company duly organized or formed, validly existing and in good standing under the laws of the state of its incorporation, organization or formation, (ii) has all requisite corporate, partnership, limited liability company or other power and all material governmental licenses, authorizations, consents and approvals required to carry on its business as now conducted and (iii) is duly qualified to do business and is in good standing in every jurisdiction in which the failure to be so qualified would have a material adverse effect on its ability to perform its obligations under this Agreement;

(b) such Guarantor has all requisite corporate (or other organizational) power and authority to execute and deliver and to perform its obligations under this Agreement, and all such actions have been duly authorized by all necessary proceedings on its behalf;

(c) this Agreement has been duly and validly executed and delivered by or on behalf of such Guarantor and constitutes the valid and legally binding agreement of such Guarantor, enforceable against such Guarantor in accordance with its terms, except (i) as may be limited by bankruptcy, insolvency, reorganization, moratorium, fraudulent transfer, fraudulent conveyance or other similar laws relating to or affecting the enforcement of creditors' rights generally, and by general principles of equity (including principles of good faith, reasonableness, materiality and fair dealing) which may, among other things, limit the right to obtain equitable remedies (regardless of whether considered in a proceeding in equity or at law) and (ii) as to the enforceability of provisions for indemnification for violation of applicable securities laws, limitations thereon arising as a matter of law or public policy;

(d) no authorization, consent, approval, license or exemption of or registration, declaration or filing with any Governmental Authority is necessary for the valid execution and delivery of, or the performance by such Guarantor of its obligations hereunder, except those that have been obtained and such matters relating to performance as would ordinarily be done in the ordinary course of business after the date of this Agreement or as of the date such Guarantor became a party to this Agreement, as applicable; and

(e) neither the execution and delivery of, nor the performance by such Guarantor of its obligations under, this Agreement will (i) breach or violate any applicable Requirement of Law, (ii) result in any breach or violation of any of the terms, covenants, conditions or provisions of, or constitute a default under, or result in the creation or imposition of (or the obligation to create or impose) any Lien upon any of its property or assets (other than Liens created or contemplated by this Agreement) pursuant to the terms of, any indenture, mortgage, deed of trust, agreement or other instrument to which it or any of its Subsidiaries is party or by which any of its properties or assets, or those of any of its Subsidiaries is bound or to which it is subject, except for breaches, violations and defaults under clauses (i) and (ii) that neither individually nor in the aggregate could reasonably be expected to result in a material adverse effect on its ability to perform its obligations under this Agreement, or (iii) violate any provision of the organizational documents of such Guarantor.

11. Rights of Guaranteed Parties . Each Guarantor acknowledges and agrees that any changes in the identity of the Persons from time to time comprising the Guaranteed Parties gives rise to an equivalent change in the Guaranteed Parties, without any further act. Upon such an occurrence, the persons then comprising the Guaranteed Parties are vested with the rights, remedies and discretions of the Guaranteed Parties under this Agreement.

12. Notices .

(a) All notices, requests, demands and other communications to any Guarantor pursuant hereto shall be in writing and mailed, telecopied or delivered to such Guarantor in care of KMI, 1001 Louisiana Street, Suite 1000, Houston, Texas 77002, Attention: Treasurer, Telecopy: (713) 445-8302.

(b) KMI will provide a copy of this Agreement, including the most recently amended schedules and supplements hereto, to any Guaranteed Party upon written request to the address set forth in Section 12(a) ; *provided, however* , that KMI's obligations under this Section 12(b) shall be deemed satisfied if KMI has filed a copy of this Agreement, including the most recently amended schedules and

supplements hereto, with the SEC within three months preceding the date on which KMI receives such written request.

13. Counterparts . This Agreement may be executed by one or more of the parties to this Agreement on any number of separate counterparts (including by facsimile or other electronic transmission), and all of said counterparts taken together shall be deemed to constitute one and the same instrument. A set of the copies of this Agreement signed by all the parties shall be lodged with KMI.

14. Severability . Any provision of this Agreement that is prohibited or unenforceable in any jurisdiction shall, as to such jurisdiction, be ineffective to the extent of such prohibition or unenforceability without invalidating the remaining provisions hereof, and any such prohibition or unenforceability in any jurisdiction shall not invalidate or render unenforceable such provision in any other jurisdiction. The parties hereto shall endeavor in good-faith negotiations to replace the invalid, illegal or unenforceable provisions with valid provisions the economic effect of which comes as close as possible to that of the invalid, illegal or unenforceable provisions.

15. Integration . This Agreement represents the agreement of each Guarantor with respect to the subject matter hereof, and there are no promises, undertakings, representations or warranties by any Guaranteed Party relative to the subject matter hereof not expressly set forth or referred to herein.

16. Amendments; No Waiver; Cumulative Remedies.

(a) None of the terms or provisions of this Agreement may be waived, amended, supplemented or otherwise modified except by a written instrument executed by the affected Guarantors and KMI.

(b) The Guarantors may amend or supplement this Agreement by a written instrument executed by all Guarantors:

- (i) to cure any ambiguity, defect or inconsistency;
- (ii) to reflect a change in the Guarantors or the Guaranteed Obligations made in accordance with this Agreement;
- (iii) to make any change that would provide any additional rights or benefits to the Guaranteed Parties or that would not adversely affect the legal rights hereunder of any Guaranteed Party in any material respect; or
- (iv) to conform this Agreement to any change made to the Revolving Credit Agreement or to the Revolving Credit Agreement Guarantee.

Except as set forth in this clause (b) or otherwise provided herein, the Guarantors may not amend, supplement or otherwise modify this Agreement prior to the Guarantee Termination Date without the prior written consent of the holders of the majority of the outstanding principal amount of the Guaranteed Obligations (excluding obligations with respect to Hedging Agreements). Notwithstanding the foregoing, in the case of an amendment that would reasonably be expected to adversely, materially and disproportionately affect Guaranteed Parties with Guaranteed Obligations existing under Hedging Agreements relative to the other Guaranteed Parties, the foregoing exclusion of obligations with respect to Hedging Agreements shall not apply, and the outstanding principal amount attributable to each such Guaranteed Party's Guaranteed Obligations shall be deemed to be equal to the termination payment that

would be due to such Guaranteed Party as if the valuation date were an "Early Termination Date" under and calculated in accordance with each applicable Hedging Agreement.

(c) No Guaranteed Party shall by any act, delay, indulgence, omission or otherwise be deemed to have waived any right or remedy hereunder or to have acquiesced in any breach of any of the terms and conditions hereof. No failure to exercise, nor any delay in exercising, on the part of any Guaranteed Party, any right, power or privilege hereunder shall operate as a waiver thereof. No single or partial exercise of any right, power or privilege hereunder shall preclude any other or further exercise thereof or the exercise of any other right, power or privilege. A waiver by a Guaranteed Party of any right or remedy hereunder on any one occasion shall not be construed as a bar to any right or remedy that such Guaranteed Party would otherwise have on any future occasion.

(d) The rights, remedies, powers and privileges herein provided are cumulative, may be exercised singly or concurrently and are not exclusive of any other rights or remedies provided by law.

17. Section Headings . The Section headings used in this Agreement are for convenience of reference only and are not to affect the construction hereof or be taken into consideration in the interpretation hereof.

18. Successors and Assigns . This Agreement shall be binding upon the successors and assigns of each Guarantor and shall inure to the benefit of the Guaranteed Parties and their respective successors and permitted assigns, except that no Guarantor may assign, transfer or delegate any of its rights or obligations under this Agreement except pursuant to a transaction permitted by the Revolving Credit Agreement and in connection with a corresponding assignment under the Revolving Credit Agreement Guarantee.

19. Additional Guarantors .

(a) KMI shall cause each Subsidiary (other than any Excluded Subsidiary) formed or otherwise purchased or acquired after the date of this Agreement (including each Subsidiary that ceases to constitute an Excluded Subsidiary after the date of this Agreement) to execute a supplement to this Agreement and become a Guarantor within 45 days of the occurrence of the applicable event specified in this Section 19(a) .

(b) Each Subsidiary of KMI that becomes, at the request of KMI, or that is required pursuant to Section 19(a) to become, a party to this Agreement shall become a Guarantor, with the same force and effect as if originally named as a Guarantor herein, for all purposes of this Agreement upon execution and delivery by such Subsidiary of a written supplement substantially in the form of Annex A hereto. The execution and delivery of any instrument adding an additional Guarantor as a party to this Agreement shall not require the consent of any other Guarantor hereunder. The rights and obligations of each Guarantor hereunder shall remain in full force and effect notwithstanding the addition of any new Guarantor as a party to this Agreement.

20. Additional Guaranteed Obligations . Any Indebtedness issued by a Guarantor or for which a Guarantor otherwise becomes obligated after the date of this Agreement shall become a Guaranteed Obligation upon the execution by all Guarantors of a notation of guarantee substantially in the form of Annex B hereto, which shall be affixed to the instrument or instruments evidencing such Indebtedness. Each such notation of guarantee shall be signed on behalf of each Guarantor by a duly authorized officer prior to the authentication or issuance of such Indebtedness.

21. **GOVERNING LAW** . THIS AGREEMENT AND THE RIGHTS AND OBLIGATIONS OF THE PARTIES HEREUNDER SHALL BE GOVERNED BY, AND CONSTRUED AND INTERPRETED IN ACCORDANCE WITH, THE LAW OF THE STATE OF NEW YORK.

22. Keepwell . Each Qualified ECP Guarantor hereby jointly and severally absolutely, unconditionally and irrevocably undertakes to provide such funds or other support as may be needed from time to time by each other Guarantor to honor all of its obligations under this Agreement in respect of Swap Obligations (provided, however, that each Qualified ECP Guarantor shall only be liable under this Section 22 for the maximum amount of such liability that can be hereby incurred without rendering its obligations under this Section 22, or otherwise under this Agreement, voidable under applicable law relating to fraudulent conveyance or fraudulent transfer, and not for any greater amount). The obligations of each Qualified ECP Guarantor under this Section shall remain in full force and effect until the Guarantee Termination Date. Each Qualified ECP Guarantor intends that this Section 22 constitute, and this Section 22 shall be deemed to constitute, a “keepwell, support, or other agreement” for the benefit of each other Guarantor for all purposes of Section 1a(18)(A)(v)(II) of the Commodity Exchange Act.

[Signature pages follow]

IN WITNESS WHEREOF, each of the undersigned has caused this Agreement to be duly executed and delivered by its duly authorized officer or other representative as of the day and year first above written.

**GUARANTORS**

KINDER MORGAN, INC.

By: /s/ Anthony B. Ashley  
Name: Anthony B. Ashley  
Title: Treasurer

AGNES B CRANE, LLC  
AMERICAN PETROLEUM TANKERS II LLC  
AMERICAN PETROLEUM TANKERS III LLC  
AMERICAN PETROLEUM TANKERS IV LLC  
AMERICAN PETROLEUM TANKERS LLC  
AMERICAN PETROLEUM TANKERS PARENT LLC  
AMERICAN PETROLEUM TANKERS V LLC  
AMERICAN PETROLEUM TANKERS VI LLC  
AMERICAN PETROLEUM TANKERS VII LLC  
APT FLORIDA LLC  
APT INTERMEDIATE HOLDCO LLC  
APT NEW INTERMEDIATE HOLDCO LLC  
APT PENNSYLVANIA LLC  
APT SUNSHINE STATE LLC  
AUDREY TUG LLC  
BEAR CREEK STORAGE COMPANY, L.L.C.  
BETTY LOU LLC  
CAMINO REAL GATHERING COMPANY, L.L.C.  
CANTERA GAS COMPANY LLC  
CDE PIPELINE LLC  
CENTRAL FLORIDA PIPELINE LLC  
CHEYENNE PLAINS GAS PIPELINE COMPANY, L.L.C.  
CIG GAS STORAGE COMPANY LLC  
CIG PIPELINE SERVICES COMPANY, L.L.C.  
CIMMARRON GATHERING LLC  
COLORADO INTERSTATE GAS COMPANY, L.L.C.  
COLORADO INTERSTATE ISSUING CORPORATION  
COPANO DOUBLE EAGLE LLC  
COPANO ENERGY FINANCE CORPORATION  
COPANO ENERGY, L.L.C.  
COPANO ENERGY SERVICES/UPPER GULF COAST LLC  
COPANO FIELD SERVICES GP, L.L.C.  
COPANO FIELD SERVICES/NORTH TEXAS, L.L.C.  
COPANO FIELD SERVICES/SOUTH TEXAS LLC  
COPANO FIELD SERVICES/UPPER GULF COAST LLC  
COPANO LIBERTY, LLC  
COPANO NGL SERVICES (MARKHAM), L.L.C.  
COPANO NGL SERVICES LLC  
COPANO PIPELINES GROUP, L.L.C.

*[Signature Page to Cross Guarantee]*

---

COPANO PIPELINES/NORTH TEXAS, L.L.C.  
 COPANO PIPELINES/ROCKY MOUNTAINS, LLC  
 COPANO PIPELINES/SOUTH TEXAS LLC  
 COPANO PIPELINES/UPPER GULF COAST LLC  
 COPANO PROCESSING LLC  
 COPANO RISK MANAGEMENT LLC  
 COPANO/WEBB-DUVAL PIPELINE LLC  
 CPNO SERVICES LLC  
 DAKOTA BULK TERMINAL, INC.  
 DELTA TERMINAL SERVICES LLC  
 EAGLE FORD GATHERING LLC  
 EL PASO CHEYENNE HOLDINGS, L.L.C.  
 EL PASO CITRUS HOLDINGS, INC.  
 EL PASO CNG COMPANY, L.L.C.  
 EL PASO ENERGY SERVICE COMPANY, L.L.C.  
 EL PASO LLC  
 EL PASO MIDSTREAM GROUP LLC  
 EL PASO NATURAL GAS COMPANY, L.L.C.  
 EL PASO NORIC INVESTMENTS III, L.L.C.  
 EL PASO PIPELINE CORPORATION  
 EL PASO PIPELINE GP COMPANY, L.L.C.  
 EL PASO PIPELINE HOLDING COMPANY, L.L.C.  
 EL PASO PIPELINE LP HOLDINGS, L.L.C.  
 EL PASO PIPELINE PARTNERS, L.P.  
 By El Paso Pipeline GP Company, L.L.C., its general partner  
 EL PASO PIPELINE PARTNERS OPERATING COMPANY, L.L.C.  
 EL PASO RUBY HOLDING COMPANY, L.L.C.  
 EL PASO TENNESSEE PIPELINE CO., L.L.C.  
 ELBA EXPRESS COMPANY, L.L.C.  
 ELIZABETH RIVER TERMINALS LLC  
 EMORY B CRANE, LLC  
 EPBGP CONTRACTING SERVICES LLC  
 EP ENERGY HOLDING COMPANY  
 EP RUBY LLC  
 EPTP ISSUING CORPORATION  
 FERNANDINA MARINE CONSTRUCTION MANAGEMENT LLC  
 FRANK L. CRANE, LLC  
 GENERAL STEVEDORES GP, LLC  
 GENERAL STEVEDORES HOLDINGS LLC  
 GLOBAL AMERICAN TERMINALS LLC  
 HAMPSHIRE LLC  
 HARRAH MIDSTREAM LLC  
 HBM ENVIRONMENTAL, INC.  
 ICPT, L.L.C.  
 J.R. NICHOLLS LLC  
 JAVELINA TUG LLC  
 JEANNIE BREWER LLC  
 JV TANKER CHARTERER LLC  
 KINDER MORGAN (DELAWARE), INC.  
 KINDER MORGAN 2-MILE LLC  
 KINDER MORGAN ADMINISTRATIVE SERVICES TAMPA LLC  
 KINDER MORGAN ALTAMONT LLC

*[Signature Page to Cross Guarantee]*

---



KINDER MORGAN AMORY LLC  
 KINDER MORGAN ARROW TERMINALS HOLDINGS, INC.  
 KINDER MORGAN ARROW TERMINALS, L.P.  
     By Kinder Morgan River Terminals, LLC, its general partner  
 KINDER MORGAN BALTIMORE TRANSLOAD TERMINAL LLC  
 KINDER MORGAN BATTLEGROUND OIL LLC  
 KINDER MORGAN BORDER PIPELINE LLC  
 KINDER MORGAN BULK TERMINALS, INC.  
 KINDER MORGAN CARBON DIOXIDE TRANSPORTATION  
     COMPANY  
 KINDER MORGAN CO2 COMPANY, L.P.  
     By Kinder Morgan G.P., Inc., its general partner  
 KINDER MORGAN COCHIN LLC  
 KINDER MORGAN COLUMBUS LLC  
 KINDER MORGAN COMMERCIAL SERVICES LLC  
 KINDER MORGAN CRUDE & CONDENSATE LLC  
 KINDER MORGAN CRUDE OIL PIPELINES LLC  
 KINDER MORGAN CRUDE TO RAIL LLC  
 KINDER MORGAN CUSHING LLC  
 KINDER MORGAN DALLAS FORT WORTH RAIL TERMINAL LLC  
 KINDER MORGAN ENDEAVOR LLC  
 KINDER MORGAN ENERGY PARTNERS, L.P.  
     By Kinder Morgan G.P., Inc., its general partner  
 KINDER MORGAN EP MIDSTREAM LLC  
 KINDER MORGAN FINANCE COMPANY LLC  
 KINDER MORGAN FLEETING LLC  
 KINDER MORGAN FREEDOM PIPELINE LLC  
 KINDER MORGAN KEYSTONE GAS STORAGE LLC  
 KINDER MORGAN KMAP LLC  
 KINDER MORGAN LAS VEGAS LLC  
 KINDER MORGAN LINDEN TRANSLOAD TERMINAL LLC  
 KINDER MORGAN LIQUIDS TERMINALS LLC  
 KINDER MORGAN LIQUIDS TERMINALS ST. GABRIEL LLC  
 KINDER MORGAN MARINE SERVICES LLC  
 KINDER MORGAN MATERIALS SERVICES, LLC  
 KINDER MORGAN MID ATLANTIC MARINE SERVICES LLC  
 KINDER MORGAN NATGAS O&M LLC  
 KINDER MORGAN NORTH TEXAS PIPELINE LLC  
 KINDER MORGAN OPERATING L.P. "A"  
     By Kinder Morgan G.P., Inc., its general partner  
 KINDER MORGAN OPERATING L.P. "B"  
     By Kinder Morgan G.P., Inc., its general partner  
 KINDER MORGAN OPERATING L.P. "C"  
     By Kinder Morgan G.P., Inc., its general partner  
 KINDER MORGAN OPERATING L.P. "D"  
     By Kinder Morgan G.P., Inc., its general partner  
 KINDER MORGAN PECOS LLC  
 KINDER MORGAN PECOS VALLEY LLC  
 KINDER MORGAN PETCOKE GP LLC

*[Signature Page to Cross Guarantee]*

---

KINDER MORGAN PETCOKE, L.P.

By Kinder Morgan Petcoke GP LLC, its general partner

KINDER MORGAN PETCOKE LP LLC  
 KINDER MORGAN PETROLEUM TANKERS LLC  
 KINDER MORGAN PIPELINE LLC  
 KINDER MORGAN PIPELINES (USA) INC.  
 KINDER MORGAN PORT MANATEE TERMINAL LLC  
 KINDER MORGAN PORT SUTTON TERMINAL LLC  
 KINDER MORGAN PORT TERMINALS USA LLC  
 KINDER MORGAN PRODUCTION COMPANY LLC  
 KINDER MORGAN RAIL SERVICES LLC  
 KINDER MORGAN RESOURCES II LLC  
 KINDER MORGAN RESOURCES III LLC  
 KINDER MORGAN RESOURCES LLC  
 KINDER MORGAN RIVER TERMINALS LLC  
 KINDER MORGAN SERVICES LLC  
 KINDER MORGAN SEVEN OAKS LLC  
 KINDER MORGAN SOUTHEAST TERMINALS LLC  
 KINDER MORGAN TANK STORAGE TERMINALS LLC  
 KINDER MORGAN TEJAS PIPELINE LLC  
 KINDER MORGAN TERMINALS, INC.  
 KINDER MORGAN TEXAS PIPELINE LLC  
 KINDER MORGAN TEXAS TERMINALS, L.P.

By General Stevedores GP, LLC, its general partner

KINDER MORGAN TRANSMIX COMPANY, LLC  
 KINDER MORGAN TREATING LP

By KM Treating GP LLC, its general partner

KINDER MORGAN URBAN RENEWAL, L.L.C.  
 KINDER MORGAN UTICA LLC  
 KINDER MORGAN VIRGINIA LIQUIDS TERMINALS LLC  
 KINDER MORGAN WINK PIPELINE LLC  
 KINDERHAWK FIELD SERVICES LLC  
 KM CRANE LLC  
 KM DECATUR, INC.  
 KM EAGLE GATHERING LLC  
 KM GATHERING LLC  
 KM KASKASKIA DOCK LLC  
 KM LIQUIDS TERMINALS LLC  
 KM NORTH CAHOKIA LAND LLC  
 KM NORTH CAHOKIA SPECIAL PROJECT LLC  
 KM NORTH CAHOKIA TERMINAL PROJECT LLC  
 KM SHIP CHANNEL SERVICES LLC  
 KM TREATING GP LLC  
 KM TREATING PRODUCTION LLC  
 KMBT LLC  
 KMGP CONTRACTING SERVICES LLC  
 KMGP SERVICES COMPANY, INC.  
 KN TELECOMMUNICATIONS, INC.  
 KNIGHT POWER COMPANY LLC  
 LOMITA RAIL TERMINAL LLC  
 MILWAUKEE BULK TERMINALS LLC  
 MJR OPERATING LLC  
 MOJAVE PIPELINE COMPANY, L.L.C.  
 MOJAVE PIPELINE OPERATING COMPANY, L.L.C.  
 MR. BENNETT LLC

*[Signature Page to Cross Guarantee]*

---

MR. VANCE LLC  
NASSAU TERMINALS LLC  
NGPL HOLDCO INC.  
NS 307 HOLDINGS INC.  
PADDY RYAN CRANE, LLC  
PALMETTO PRODUCTS PIPE LINE LLC  
PI 2 PELICAN STATE LLC  
PINNEY DOCK & TRANSPORT LLC  
QUEEN CITY TERMINALS LLC  
RAHWAY RIVER LAND LLC  
RAZORBACK TUG LLC  
RCI HOLDINGS, INC.  
RIVER TERMINALS PROPERTIES GP LLC  
RIVER TERMINAL PROPERTIES, L.P.  
By River Terminals Properties GP LLC, its general partner  
SCISSORTAIL ENERGY, LLC  
SNG PIPELINE SERVICES COMPANY, L.L.C.  
SOUTHERN GULF LNG COMPANY, L.L.C.  
SOUTHERN LIQUEFACTION COMPANY LLC  
SOUTHERN LNG COMPANY, L.L.C.  
SOUTHERN NATURAL GAS COMPANY, L.L.C.  
SOUTHERN NATURAL ISSUING CORPORATION  
SOUTHTEX TREATERS LLC  
SOUTHWEST FLORIDA PIPELINE LLC  
SRT VESSELS LLC  
STEVEDORE HOLDINGS, L.P.  
By Kinder Morgan Petcoke GP LLC, its general partner  
TAJON HOLDINGS, INC.  
TEJAS GAS, LLC  
TEJAS NATURAL GAS, LLC  
TENNESSEE GAS PIPELINE COMPANY, L.L.C.  
TENNESSEE GAS PIPELINE ISSUING CORPORATION  
TEXAN TUG LLC  
TGP PIPELINE SERVICES COMPANY, L.L.C.  
TRANS MOUNTAIN PIPELINE (PUGET SOUND) LLC  
TRANSCOLORADO GAS TRANSMISSION COMPANY LLC  
TRANSLOAD SERVICES, LLC  
UTICA MARCELLUS TEXAS PIPELINE LLC  
WESTERN PLANT SERVICES, INC.  
WYOMING INTERSTATE COMPANY, L.L.C.

By: /s/ Anthony B. Ashley  
Anthony Ashley  
Vice President

*[Signature Page to Cross Guarantee]*

---

ANNEX A TO  
THE CROSS GUARANTEE AGREEMENT

SUPPLEMENT NO. [ ] dated as of [ ] to the CROSS GUARANTEE AGREEMENT dated as of [ ] (the "Agreement"), among each of the Guarantors listed on the signature pages thereto and each of the other entities that becomes a party thereto pursuant to Section 19 of the Agreement (each such entity individually, a "Guarantor" and, collectively, the "Guarantors"). Unless otherwise defined herein, terms defined in the Agreement and used herein shall have the meanings given to them in the Agreement.

A. The Guarantors consist of Kinder Morgan, Inc., a Delaware corporation ("KMI"), and certain of its direct and indirect Subsidiaries, and the Guarantors have entered into the Agreement in order to provide guarantees of certain of the Guarantors' senior, unsecured Indebtedness outstanding from time to time.

B. Section 19 of the Agreement provides that additional Subsidiaries may become Guarantors under the Agreement by execution and delivery of an instrument in the form of this Supplement. Each undersigned Subsidiary (each a "New Guarantor") is executing this Supplement at the request of KMI or in accordance with the requirements of the Agreement to become a Guarantor under the Agreement.

Accordingly, each New Guarantor agrees as follows:

SECTION 1. In accordance with Section 19 of the Agreement, each New Guarantor by its signature below becomes a Guarantor under the Agreement with the same force and effect as if originally named therein as a Guarantor and each New Guarantor hereby (a) agrees to all the terms and provisions of the Agreement applicable to it as a Guarantor thereunder and (b) represents and warrants that the representations and warranties made by it as a Guarantor thereunder are true and correct on and as of the date hereof. Each reference to a Guarantor in the Agreement shall be deemed to include each New Guarantor. The Agreement is hereby incorporated herein by reference.

SECTION 2. Each New Guarantor represents and warrants to the Guaranteed Parties that this Supplement has been duly authorized, executed and delivered by it and constitutes its legal, valid and binding obligation, enforceable against it in accordance with its terms.

SECTION 3. This Supplement may be executed by one or more of the parties to this Supplement on any number of separate counterparts (including by facsimile or other electronic transmission), and all of said counterparts taken together shall be deemed to constitute one and the same instrument. A set of the copies of this Supplement signed by all the parties shall be lodged with KMI. This Supplement shall become effective as to each New Guarantor when KMI shall have received a counterpart of this Supplement that bears the signature of such New Guarantor.

SECTION 4. Except as expressly supplemented hereby, the Agreement shall remain in full force and effect.

**SECTION 5. THIS SUPPLEMENT AND THE RIGHTS AND OBLIGATIONS OF THE PARTIES HEREUNDER SHALL BE GOVERNED BY, AND CONSTRUED AND INTERPRETED IN ACCORDANCE WITH, THE LAW OF THE STATE OF NEW YORK.**

SECTION 6. Any provision of this Supplement that is prohibited or unenforceable in any jurisdiction shall, as to such jurisdiction, be ineffective to the extent of such prohibition or

---

unenforceability without invalidating the remaining provisions hereof and in the Agreement, and any such prohibition or unenforceability in any jurisdiction shall not invalidate or render unenforceable such provision in any other jurisdiction. The parties hereto shall endeavor in good-faith negotiations to replace the invalid, illegal or unenforceable provisions with valid provisions the economic effect of which comes as close as possible to that of the invalid, illegal or unenforceable provisions.

SECTION 7. All notices, requests and demands pursuant hereto shall be made in accordance with Section 12 of the Agreement. All communications and notices hereunder to each New Guarantor shall be given to it in care of KMI at the address set forth in Section 12 of the Agreement.

[Signature Pages Follow]

---

IN WITNESS WHEREOF, each New Guarantor has duly executed this Supplement to the Agreement as of the day and year first above written.

\_\_\_\_\_  
as Guarantor

By: \_\_\_\_\_  
Name:  
Title:

\_\_\_\_\_

ANNEX B TO  
THE CROSS GUARANTEE AGREEMENT

FORM OF NOTATION OF GUARANTEE

Subject to the limitations set forth in the Cross Guarantee Agreement, dated as of [•] (the “Guarantee Agreement”), the undersigned Guarantors hereby certify that this [Indebtedness] constitutes a Guaranteed Obligation, entitled to all the rights as such set forth in the Guarantee Agreement. The Guarantors may be released from their guarantees upon the terms and subject to the conditions provided in the Guarantee Agreement. Capitalized terms used but not defined in this notation of guarantee have the meanings assigned such terms in the Guarantee Agreement, a copy of which will be provided to [a holder of this instrument] upon request to [Issuer].

Schedule I of the Guarantee Agreement is hereby deemed to be automatically updated to include this [Indebtedness] thereon as a Guaranteed Obligation.

[GUARANTORS],  
as Guarantor

By: \_\_\_\_\_  
Name:  
Title:

\_\_\_\_\_

## SCHEDULE I

Guaranteed Obligations  
Current as of: December 31, 2024

Issuer	Indebtedness	Maturity
Kinder Morgan, Inc.	4.30% notes	June 1, 2025
Kinder Morgan, Inc.	1.75% notes	November 15, 2026
Kinder Morgan, Inc.	6.70% bonds (Coastal)	February 15, 2027
Kinder Morgan, Inc.	2.250% notes	March 16, 2027
Kinder Morgan, Inc.	6.67% debentures	November 1, 2027
Kinder Morgan, Inc.	7.25% debentures	March 1, 2028
Kinder Morgan, Inc.	4.30% notes	March 1, 2028
Kinder Morgan, Inc.	6.95% bonds (Coastal)	June 1, 2028
Kinder Morgan, Inc.	5.00% bonds	February 1, 2029
Kinder Morgan, Inc.	5.10% notes	August 1, 2029
Kinder Morgan, Inc.	8.05% bonds	October 15, 2030
Kinder Morgan, Inc.	2.00% notes	February 15, 2031
Kinder Morgan, Inc.	7.80% bonds	August 1, 2031
Kinder Morgan, Inc.	7.75% bonds	January 15, 2032
Kinder Morgan, Inc.	4.80% bonds	February 1, 2033
Kinder Morgan, Inc.	5.20% bonds	June 1, 2033
Kinder Morgan, Inc.	5.40% bonds	February 1, 2034
Kinder Morgan, Inc.	5.30% notes	December 1, 2034
Kinder Morgan, Inc.	7.75% bonds (Coastal)	October 15, 2035
Kinder Morgan, Inc.	6.40% notes	January 5, 2036
Kinder Morgan, Inc.	7.42% bonds (Coastal)	February 15, 2037
Kinder Morgan, Inc.	5.55% notes	June 1, 2045
Kinder Morgan, Inc.	5.050% notes	February 15, 2046
Kinder Morgan, Inc.	5.20% notes	March 1, 2048
Kinder Morgan, Inc.	3.25% notes	August 1, 2050
Kinder Morgan, Inc.	3.60% notes	February 15, 2051
Kinder Morgan, Inc.	5.45% notes	August 1, 2052
Kinder Morgan, Inc.	5.95% notes	August 1, 2054
Kinder Morgan, Inc.	7.45% debentures	March 1, 2098
Kinder Morgan, Inc.	\$100 Million Letter of Credit Facility	November 30, 2025
Kinder Morgan Energy Partners, L.P.	7.40% bonds	March 15, 2031
Kinder Morgan Energy Partners, L.P.	7.75% bonds	March 15, 2032
Kinder Morgan Energy Partners, L.P.	7.30% bonds	August 15, 2033
Kinder Morgan Energy Partners, L.P.	5.80% bonds	March 15, 2035
Kinder Morgan Energy Partners, L.P.	6.50% bonds	February 1, 2037
Kinder Morgan Energy Partners, L.P.	6.95% bonds	January 15, 2038
Kinder Morgan Energy Partners, L.P.	6.50% bonds	September 1, 2039



Schedule I  
(Guaranteed Obligations)  
Current as of: December 31, 2024

Issuer	Indebtedness	Maturity
Kinder Morgan Energy Partners, L.P.	6.55% bonds	September 15, 2040
Kinder Morgan Energy Partners, L.P.	6.375% bonds	March 1, 2041
Kinder Morgan Energy Partners, L.P.	5.625% bonds	September 1, 2041
Kinder Morgan Energy Partners, L.P.	5.00% bonds	August 15, 2042
Kinder Morgan Energy Partners, L.P.	5.00% bonds	March 1, 2043
Kinder Morgan Energy Partners, L.P.	5.50% bonds	March 1, 2044
Kinder Morgan Energy Partners, L.P.	5.40% bonds	September 1, 2044
Kinder Morgan Energy Partners, L.P. <sup>(1)</sup>	7.50% bonds	November 15, 2040
Kinder Morgan Energy Partners, L.P. <sup>(1)</sup>	4.70% bonds	November 1, 2042
Tennessee Gas Pipeline Company, L.L.C.	7.00% bonds	March 15, 2027
Tennessee Gas Pipeline Company, L.L.C.	7.00% bonds	October 15, 2028
Tennessee Gas Pipeline Company, L.L.C.	2.90% bonds	March 1, 2030
Tennessee Gas Pipeline Company, L.L.C.	8.375% bonds	June 15, 2032
Tennessee Gas Pipeline Company, L.L.C.	7.625% bonds	April 1, 2037
El Paso Natural Gas Company, L.L.C.	7.50% bonds	November 15, 2026
El Paso Natural Gas Company, L.L.C.	3.50% bonds	February 15, 2032
El Paso Natural Gas Company, L.L.C.	8.375% bonds	June 15, 2032
Colorado Interstate Gas Company, L.L.C.	4.15% notes	August 15, 2026
Colorado Interstate Gas Company, L.L.C.	6.85% bonds	June 15, 2037
El Paso Tennessee Pipeline Co. L.L.C.	7.25% bonds	December 15, 2025

<sup>(1)</sup> The original issuer, El Paso Pipeline Partners, L.P. merged with and into Kinder Morgan Energy Partners, L.P. effective January 1, 2015.

Schedule I  
(Guaranteed Obligations)  
Current as of: December 31, 2024

**Hedging Agreements <sup>1</sup>**

<b>Issuer</b>	<b>Guaranteed Party</b>	<b>Date</b>
Kinder Morgan, Inc.	Bank of America, N.A.	January 4, 2018
Kinder Morgan, Inc.	BNP Paribas	September 15, 2016
Kinder Morgan, Inc.	Citibank, N.A.	March 16, 2017
Kinder Morgan, Inc.	J. Aron & Company	December 23, 2011
Kinder Morgan, Inc.	SunTrust Bank	August 29, 2001
Kinder Morgan, Inc.	Barclays Bank PLC	November 26, 2014
Kinder Morgan, Inc.	Bank of Montreal	April 25, 2019
Kinder Morgan, Inc.	Bank of Tokyo-Mitsubishi, Ltd., New York Branch	November 26, 2014
Kinder Morgan, Inc.	Canadian Imperial Bank of Commerce	November 26, 2014
Kinder Morgan, Inc.	Commerzbank AG	August 22, 2019
Kinder Morgan, Inc.	Compass Bank	March 24, 2015
Kinder Morgan, Inc.	Credit Agricole Corporate and Investment Bank	November 26, 2014
Kinder Morgan, Inc.	Credit Suisse International	November 26, 2014
Kinder Morgan, Inc.	Deutsche Bank AG	November 26, 2014
Kinder Morgan, Inc.	ING Capital Markets LLC	November 26, 2014
Kinder Morgan, Inc.	Intesa Sanpaolo S.p.A.	July 1, 2019
Kinder Morgan, Inc.	JPMorgan Chase Bank, N.A.	February 19, 2015
Kinder Morgan, Inc.	Mizuho Capital Markets Corporation	November 26, 2014
Kinder Morgan, Inc.	Morgan Stanley Capital Services LLC	July 9, 2018
Kinder Morgan, Inc.	PNC Bank National Association	February 4, 2019
Kinder Morgan, Inc.	Royal Bank of Canada	November 26, 2014
Kinder Morgan, Inc.	SMBC Capital Markets, Inc.	April 26, 2017
Kinder Morgan, Inc.	The Bank of Nova Scotia	November 26, 2014
Kinder Morgan, Inc.	The Royal Bank of Scotland PLC	November 26, 2014
Kinder Morgan, Inc.	Societe Generale	November 26, 2014
Kinder Morgan, Inc.	The Toronto-Dominion Bank	October 2, 2017
Kinder Morgan, Inc.	UBS AG	November 26, 2014
Kinder Morgan, Inc.	U.S. Bank National Association	May 30, 2023
Kinder Morgan, Inc.	Wells Fargo Bank, N.A.	November 26, 2014
Kinder Morgan Energy Partners, L.P.	Bank of America, N.A.	April 14, 1999
Kinder Morgan Energy Partners, L.P.	Bank of Tokyo-Mitsubishi, Ltd., New York Branch	November 23, 2004
Kinder Morgan Energy Partners, L.P.	Barclays Bank PLC	November 18, 2003
Kinder Morgan Energy Partners, L.P.	Canadian Imperial Bank of Commerce	August 4, 2011
Kinder Morgan Energy Partners, L.P.	Citibank, N.A.	March 14, 2002
Kinder Morgan Energy Partners, L.P.	Credit Agricole Corporate and Investment Bank	June 20, 2014
Kinder Morgan Energy Partners, L.P.	Credit Suisse International	May 14, 2010

<sup>1</sup> Guaranteed Obligations with respect to Hedging Agreements include International Swaps and Derivatives Association Master Agreements ("ISDAs") and all transactions entered into pursuant to any ISDA listed on this Schedule I.

Schedule I  
(Guaranteed Obligations)  
Current as of: December 31, 2024

**Hedging Agreements <sup>1</sup>**

<b>Issuer</b>	<b>Guaranteed Party</b>	<b>Date</b>
Kinder Morgan Energy Partners, L.P.	ING Capital Markets LLC	September 21, 2011
Kinder Morgan Energy Partners, L.P.	J. Aron & Company	November 11, 2004
Kinder Morgan Energy Partners, L.P.	JPMorgan Chase Bank	August 29, 2001
Kinder Morgan Energy Partners, L.P.	Merrill Lynch Capital Services, Inc.	March 8, 2005
Kinder Morgan Energy Partners, L.P.	Mizuho Capital Markets Corporation	July 11, 2014
Kinder Morgan Energy Partners, L.P.	Morgan Stanley Capital Services Inc.	March 10, 2010
Kinder Morgan Energy Partners, L.P.	Royal Bank of Canada	March 12, 2009
Kinder Morgan Energy Partners, L.P.	The Royal Bank of Scotland PLC	March 20, 2009
Kinder Morgan Energy Partners, L.P.	The Bank of Nova Scotia	August 14, 2003
Kinder Morgan Energy Partners, L.P.	Societe Generale	July 18, 2014
Kinder Morgan Energy Partners, L.P.	SunTrust Bank	March 14, 2002
Kinder Morgan Energy Partners, L.P.	UBS AG	February 23, 2011
Kinder Morgan Energy Partners, L.P.	Wells Fargo Bank, N.A.	July 31, 2007
Kinder Morgan Texas Pipeline LLC	Bank of Montreal	April 25, 2019
Kinder Morgan Texas Pipeline LLC	Canadian Imperial Bank of Commerce	December 18, 2006
Kinder Morgan Texas Pipeline LLC	Citibank, N.A.	February 22, 2005
Kinder Morgan Texas Pipeline LLC	Deutsche Bank AG	June 13, 2007
Kinder Morgan Texas Pipeline LLC	ING Capital Markets LLC	April 17, 2014
Kinder Morgan Texas Pipeline LLC	Intesa Sanpaolo S.p.a	October 29, 2020
Kinder Morgan Texas Pipeline LLC	J. Aron & Company	June 8, 2000
Kinder Morgan Texas Pipeline LLC	JPMorgan Chase Bank, N.A.	September 7, 2006
Kinder Morgan Texas Pipeline LLC	Macquarie Bank Limited	September 20, 2010
Kinder Morgan Texas Pipeline LLC	Merrill Lynch Commodities, Inc.	October 24, 2001
Kinder Morgan Texas Pipeline LLC	PNC Bank, National Association	July 11, 2018
Kinder Morgan Texas Pipeline LLC	Royal Bank of Canada	October 18, 2018
Kinder Morgan Texas Pipeline LLC	The Bank of Nova Scotia	May 8, 2014
Kinder Morgan Texas Pipeline LLC	The Toronto Dominion Bank	September 14, 2021
Kinder Morgan Texas Pipeline LLC	Wells Fargo Bank, N.A.	June 1, 2013
Kinder Morgan Texas Pipeline LLC	U.S. Bank National Association	March 26, 2024
Copano Risk Management, LLC	Citibank, N.A.	July 21, 2008
Copano Risk Management, LLC	J. Aron & Company	December 12, 2005
Copano Risk Management, LLC	Morgan Stanley Capital Group Inc.	May 4, 2007

<sup>1</sup> Guaranteed Obligations with respect to Hedging Agreements include International Swaps and Derivatives Association Master Agreements ("ISDAs") and all transactions entered into pursuant to any ISDA listed on this Schedule I.

## SCHEDULE II

Guarantors  
Current as of: December 31, 2024

American Petroleum Tankers II LLC	Copano Terminals LLC
American Petroleum Tankers III LLC	Copano/Webb-Duval Pipeline LLC
American Petroleum Tankers IV LLC	CPNO Services LLC
American Petroleum Tankers LLC	Dakota Bulk Terminal LLC
American Petroleum Tankers Parent LLC	Delta Terminal Services LLC
American Petroleum Tankers V LLC	Eagle Ford Gathering LLC
American Petroleum Tankers VI LLC	Eagle Ford Midstream LLC
American Petroleum Tankers VII LLC	El Paso Cheyenne Holdings, L.L.C.
American Petroleum Tankers VIII LLC	El Paso Citrus Holdings, Inc.
American Petroleum Tankers IX LLC	El Paso CNG Company, L.L.C.
American Petroleum Tankers X LLC	El Paso Energy Service Company, L.L.C.
American Petroleum Tankers XI LLC	El Paso LLC
APT Florida LLC	El Paso Midstream Group LLC
APT Intermediate Holdco LLC	El Paso Natural Gas Company, L.L.C.
APT New Intermediate Holdco LLC	El Paso Noric Investments III, L.L.C.
APT Pennsylvania LLC	El Paso Ruby Holding Company, L.L.C.
APT Sunshine State LLC	El Paso Tennessee Pipeline Co., L.L.C.
Arlington Storage Company, LLC	Elba Express Company, L.L.C.
Betty Lou LLC	Elizabeth River Terminals LLC
Camino Real Gas Gathering Company LLC	Emory B Crane, LLC
Camino Real Gathering Company, L.L.C.	EP Ruby LLC
Cantera Gas Company LLC	EPBGP Contracting Services LLC
CDE Pipeline LLC	EPTP Issuing Corporation
Central Florida Pipeline LLC	Frank L. Crane, LLC
Cheyenne Plains Gas Pipeline Company, L.L.C.	General Stevedores GP, LLC
CIG Gas Storage Company LLC	General Stevedores Holdings LLC
CIG Pipeline Services Company, L.L.C.	HBM Environmental LLC
Colorado Interstate Gas Company, L.L.C.	Hiland Crude, LLC
Colorado Interstate Issuing Corporation	Hiland Partners Holdings LLC
Copano Double Eagle LLC	ICPT, L.L.C.
Copano Energy Finance Corporation	Independent Trading & Transportation
Copano Energy, L.L.C.	Company I, L.L.C.
Copano Energy Services/Upper Gulf Coast LLC	JV Tanker Charterer LLC
Copano Field Services GP, L.L.C.	Kinder Morgan 2-Mile LLC
Copano Field Services/North Texas, L.L.C.	Kinder Morgan Administrative Services Tampa LLC
Copano Field Services/South Texas LLC	Kinder Morgan Altamont LLC
Copano Field Services/Upper Gulf Coast LLC	Kinder Morgan Arlington RNG LLC
Copano Liberty, LLC	Kinder Morgan Baltimore Transload Terminal LLC
Copano NGL Services (Markham), L.L.C.	Kinder Morgan Battleground Oil LLC
Copano NGL Services LLC	Kinder Morgan Border Pipeline LLC
Copano Pipelines Group, L.L.C.	Kinder Morgan Bulk Terminals LLC
Copano Pipelines/North Texas, L.L.C.	Kinder Morgan Carbon Dioxide Transportation
Copano Pipelines/Rocky Mountains, LLC	Company
Copano Pipelines/South Texas LLC	Kinder Morgan CCS Holdco LLC
Copano Pipelines/Upper Gulf Coast LLC	Kinder Morgan CO2 Company LLC
Copano Processing LLC	Kinder Morgan Commercial Services LLC
Copano Risk Management LLC	Kinder Morgan Contracting Services LLC

---

Kinder Morgan Crude & Condensate LLC	Kinder Morgan Portland Intermediate Holdings I LLC
Kinder Morgan Crude Marketing LLC	Kinder Morgan Portland Intermediate Holdings II LLC
Kinder Morgan Crude Oil Pipelines LLC	Kinder Morgan Portland Jet Line LLC
Kinder Morgan Crude to Rail LLC	Kinder Morgan Portland Liquids Terminals LLC
Kinder Morgan Cushing LLC	Kinder Morgan Portland Operating LLC
Kinder Morgan Dallas Fort Worth Rail Terminal LLC	Kinder Morgan Production Company LLC
Kinder Morgan Deeprock North Holdco LLC	Kinder Morgan Products Terminals LLC
Kinder Morgan Endeavor LLC	Kinder Morgan Rail Services LLC
Kinder Morgan Energy Partners, L.P.	Kinder Morgan Ranger LLC
Kinder Morgan Energy Transition Ventures Holdco LLC	Kinder Morgan Resources II LLC
Kinder Morgan EP Midstream LLC	Kinder Morgan Resources III LLC
Kinder Morgan Finance Company LLC	Kinder Morgan RNG Holdco LLC
Kinder Morgan Freedom Pipeline LLC	Kinder Morgan Rockies Marketing LLC
Kinder Morgan GP LLC	Kinder Morgan Scurry Connector LLC
Kinder Morgan Gulf Coast CCS LLC	Kinder Morgan Seven Oaks LLC
Kinder Morgan IMT Holdco LLC	Kinder Morgan Shreveport RNG LLC
Kinder Morgan, Inc.	Kinder Morgan SNG Operator LLC
Kinder Morgan Keystone Gas Storage LLC	Kinder Morgan Southeast Terminals LLC
Kinder Morgan KMAP LLC	Kinder Morgan Tank Storage Terminals LLC
Kinder Morgan Las Vegas LLC	Kinder Morgan Tejas Pipeline LLC
Kinder Morgan Linden Transload Terminal LLC	Kinder Morgan Terminals LLC
Kinder Morgan Liquids Terminals LLC	Kinder Morgan Terminals Wilmington LLC
Kinder Morgan Liquids Terminals St. Gabriel LLC	Kinder Morgan Texas Pipeline LLC
Kinder Morgan Louisiana Pipeline Holding LLC	Kinder Morgan Texas Terminals, L.P.
Kinder Morgan Louisiana Pipeline LLC	Kinder Morgan Transmix Company, LLC
Kinder Morgan Marine Services LLC	Kinder Morgan Treating LP
Kinder Morgan Materials Services, LLC	Kinder Morgan Treating Odessa LLC
Kinder Morgan Mid Atlantic Marine Services LLC	Kinder Morgan Turkey Run RNG LLC
Kinder Morgan NatGas O&M LLC	Kinder Morgan Utica LLC
Kinder Morgan NGPL Holdings LLC	Kinder Morgan Vehicle Services LLC
Kinder Morgan North Texas Pipeline LLC	Kinder Morgan Victoria RNG LLC
Kinder Morgan Operating LLC "A"	Kinder Morgan Virginia Liquids Terminals LLC
Kinder Morgan Operating LLC "B"	Kinder Morgan Wink Pipeline LLC
Kinder Morgan Operating LLC "C"	KinderHawk Field Services LLC
Kinder Morgan Operating LLC "D"	Kinetrex Energy Transportation, LLC
Kinder Morgan Operating LLC "E"	Kinetrex Holdco, Inc.
Kinder Morgan Pecos LLC	KM Crane LLC
Kinder Morgan Pecos Valley LLC	KM Decatur LLC
Kinder Morgan Permian CCS LLC	KM Eagle Gathering LLC
Kinder Morgan Petcoke GP LLC	KM Gas Marketing LLC
Kinder Morgan Petcoke LP LLC	KM Kaskaskia Dock LLC
Kinder Morgan Petcoke, L.P.	KM Liquids Marketing LLC
Kinder Morgan Petroleum Tankers LLC	KM Liquids Terminals LLC
Kinder Morgan Pipeline LLC	KM Louisiana Midstream LLC
Kinder Morgan Port Manatee Terminal LLC	KM North Cahokia Land LLC
Kinder Morgan Port Sutton Terminal LLC	KM North Cahokia Special Project LLC
Kinder Morgan Port Terminals USA LLC	KM North Cahokia Terminal Project LLC
Kinder Morgan Portland Bulk LLC	KM Ship Channel Services LLC
Kinder Morgan Portland Holdings LLC	KM Treating GP LLC
	KM Utopia Operator LLC

Schedule II  
(Guarantors)

Current as of: December 31 , 2024

KMBT Legacy Holdings LLC  
KMBT LLC  
KMGP Services Company, Inc.  
KN Telecommunications, Inc.  
Knight Power Company LLC  
Liberty High BTU LLC  
LNG Indy, LLC  
Lomita Rail Terminal LLC  
Milwaukee Bulk Terminals LLC  
Mission Natural Gas Company LLC  
MJR Operating LLC  
Mojave Pipeline Company, L.L.C.  
Mojave Pipeline Operating Company, L.L.C.  
NEP DC Holdings, LLC  
NET Mexico Pipeline LLC  
NET Midstream, LLC  
North American Bio-Fuels, L.L.C.  
North American-Central, LLC  
North American Natural Resources, LLC  
North American Natural Resources-SBL, LLC  
Paddy Ryan Crane, LLC  
Palmetto Products Pipe Line LLC  
PI 2 Pelican State LLC  
Pinney Dock & Transport LLC  
Prairie View High BTU LLC  
Queen City Terminals LLC  
Rahway River Land LLC  
River Terminals Properties GP LLC  
River Terminal Properties, L.P.  
RNG Indy LLC  
SNG Pipeline Services Company, L.L.C.  
Southern Gulf LNG Company, L.L.C.  
Southern Liquefaction Company LLC  
Southern LNG Company, L.L.C.  
Southwest Florida Pipeline LLC  
SRT Vessels LLC  
Stagecoach Energy Solutions LLC  
Stagecoach Gas Services LLC  
Stagecoach Operating Services LLC  
Stagecoach Pipeline & Storage Company LLC  
Stevedore Holdings, L.P.  
Tejas Gas, LLC  
Tejas Natural Gas, LLC  
Tennessee Gas Pipeline Company, L.L.C.  
Tennessee Gas Pipeline Issuing Corporation  
Texan Tug LLC  
TGP Pipeline Services Company, L.L.C.  
TransColorado Gas Transmission Company LLC  
Transload Services, LLC  
Trident Intrastate Pipeline LLC

Twin Bridges High BTU LLC  
Twin Tier Pipeline LLC  
Utica Marcellus Texas Pipeline LLC  
Western Plant Services LLC  
Wyoming Interstate Company, L.L.C.

## SCHEDULE III

## Excluded Subsidiaries

ANR Real Estate Corporation  
Coastal Eagle Point Oil Company  
Coastal Oil New England, Inc.  
Coscol Petroleum Corporation  
El Paso CGP Company, L.L.C.  
El Paso Energy Capital Trust I  
El Paso Energy E.S.T. Company  
El Paso Energy International Company  
El Paso Merchant Energy North America Company, L.L.C.  
El Paso Merchant Energy-Petroleum Company  
El Paso Reata Energy Company, L.L.C.  
El Paso Remediation Company  
El Paso Services Holding Company  
EPEC Corporation  
EPEC Oil Company Liquidating Trust  
EPEC Polymers, Inc.  
EPED Holding Company  
K N Capital Trust I  
K N Capital Trust III  
Mesquite Investors, L.L.C.

Note: The Excluded Subsidiaries listed on this Schedule III may also be Excluded Subsidiaries pursuant to other exceptions set forth in the definition of "Excluded Subsidiary".

## **Kinder Morgan, Inc.**

### **Securities Trading Policy**

(Effective January 1, 2000)

(Revised January 22, 2025)

#### **Purpose**

In the normal course of business, officers, directors and employees of Kinder Morgan, Inc. and each entity that it operates or controls from time to time (collectively referred to as the “Company”) may come into possession of significant, sensitive information about the Company or other companies with which it conducts business. This information is the property of the Company, and you have been entrusted with it. You are expected to maintain the confidentiality of non-public information, and you may not use the information for your own profit or other benefit or pass on the information to others to enable them to benefit.

This policy establishes the standards and procedures for trading in securities of the Company and derivative securities (such as put or call options or swaps) that are not issued by the Company but that relate to the Company’s securities (collectively referred to as “Company Securities”), as well as the securities of other companies about which you learn information as a result of your position with the Company.

#### **Scope**

This policy applies to all Section 16 reporting persons and other employees of the Company, as well as their respective family members and controlled entities (each as defined below).

As used in this policy:

- “employee” means any employee, consultant or independent contractor of the Company engaged on either a full or part-time basis.
  - your “family members” means any family member (including your spouse or domestic partner or similar relation), children, parents and other relatives (including in-laws)) who, in each of the foregoing cases, resides with you. Your “family members” also includes any family member (as described above) who does not reside with you if you have the ability to direct or control transactions in Company Securities owned by such person (including through sole or shared power to vote or dispose of Company Securities), but only with respect to Company Securities that are subject to such direction or control by you.
  - “executive officer” means an officer of Kinder Morgan, Inc. as defined in Rule 16a-1(f) under the Securities Exchange Act of 1934.
  - a “Section 16 reporting person” means an executive officer or a director of Kinder Morgan, Inc. who is required to report his or her ownership of Company Securities to the SEC.
-



- your “controlled entities” means any entity that you control, including corporations, limited partnerships in which you are a general partner or trusts in which you are a trustee, but does not include any entity that you are deemed to control (for example, a foundation of which you are the grantor or an investment fund of which your company is the manager) if you do not in fact control purchases or sales of securities for such entity.
- a securities “trade” or “transaction” means any purchase, sale, pledge, gift, election made in a Company plan, or entry into, modification of or termination of a 10b5-1 trading plan.
- a “10b5-1 trading plan” means a pre-existing written trading arrangement that complies with the requirements of Rule 10b5-1 under the Securities Exchange Act of 1934.

Each individual is responsible for making sure that he or she complies with this policy, and that his or her family members or controlled entities also comply with this policy.

#### Policy

This policy has been adopted to:

- Promote awareness of the laws prohibiting trading of securities of any public company while in possession of material, non-public information regarding such company;
- Protect against unauthorized use and disclosure of material non-public information;
- Protect the Company from the risk of liability as a “controlling person” under federal securities laws; and
- Prevent the occurrence of a situation that could damage the Company’s reputation for integrity and ethical conduct.

Trading in Company Securities (or securities of another public company) while in possession of material, non-public information is a crime (often referred to as “insider trading”) penalized by fines of up to \$5 million and up to 20 years in jail for individuals. In addition, the Securities and Exchange Commission (“SEC”) may seek the imposition of a civil penalty of up to three times the profits made or losses avoided from the trading. Insider traders must also disgorge any profits made and are often subjected to an injunction against future violations. Finally, under some circumstances, insider traders may be subjected to civil liability in private lawsuits.

Employers (such as the Company) and other controlling persons (including supervisory personnel) are also at risk under federal law. Controlling persons may, among other things, face civil fines of over \$2.3 million or, if greater, three times the profits made or losses avoided by the trader if the controlling person recklessly fails to take preventive steps to control insider trading, and criminal fines of up to \$25 million if the controlling person acted willfully.

Thus, it is important both to you and the Company that insider trading violations not occur. You should be aware that stock market surveillance techniques are sophisticated, and the chance that federal authorities will detect or prosecute even small-level trading is a significant one. The risk is simply not worth taking.

Strict compliance with these policies and procedures is expected of all personnel, and any infringement may result in sanctions (in addition to the person's legal liability), up to and including termination of your relationship or employment with the Company. It is a condition of your relationship or employment with the Company that you acknowledge in writing that you have received, read, understand, and agree to comply with these policies and procedures.

## **I. The Insider Trading Laws**

As an officer, director or employee, you may not seek to benefit personally by trading securities while in possession of material, non-public information that you have learned as a result of your relationship with the Company. This rule applies, of course, to trading in Company Securities, but it also applies to trading in the securities of other companies if you learn something in the course of your employment or relationship with us that might affect their value. For instance, if you learn that we were about to enter into an important joint venture with XYZ corporation, it would probably be an insider trading violation to buy XYZ securities. Even if you learned something about XYZ on a marketing or service call to their premises, buying or selling XYZ stock might well be considered illegal.

The determination of whether or not information is "material" can be difficult. Generally, information is "material" if a reasonable investor would consider it important in determining whether to buy or sell a security. If the information makes you want to buy or sell a security, it likely is material. The materiality threshold is relatively low, and you should always err on the side of caution when assessing whether or not information is material. Typical examples of information that should be considered to be material include the following (but this is by no means an exhaustive list):

- Earnings information or estimates;
- Significant changes, issues or events relating to Kinder Morgan or any of its assets or projects;
- The borrowing of a significant amount of money;
- Changes in credit rating agency decisions;
- Significant modifications to the rights of shareholders or the results of a shareholder vote;
- Changes to dividend payments or policies;
- Information respecting significant legal proceedings or disputes;
- Changes in senior management;

- Proposals, plans, negotiations or agreements, even if preliminary in nature, involving significant corporate transactions, such as mergers, tender offers, joint ventures, or purchases or sales of substantial assets;
- Plans for offerings of securities; and
- Significant regulatory matters affecting the business and operations of Kinder Morgan or other significant governmental agency investigations or proceedings.

It is important to keep in mind that material information need not be information that is certain. Information that something is likely to happen, may happen, or is being considered may be material. For example, if you learned that we were in merger negotiations, even though the deal had not yet been agreed to, this may be a material fact. Keep in mind also that the securities regulatory authorities take the view that the mere fact that you know the information is enough to render trading illegal. It is no excuse that your reasons for trading were not based on that information.

"Non-public" information is any information that has not been generally disclosed to the public. Information is considered generally disclosed after it has been accurately published and widely disseminated (through securities filings, major newswire services, national news services and financial news services) and sufficient time has elapsed to permit evaluation of the information by the investing public.

Besides your obligation to refrain from trading while in possession of material, non-public information, you are also prohibited from "tipping" others. The concept of unlawful tipping includes passing on information to friends, family members or others under circumstances that suggest that you were trying to help them make a profit or avoid a loss. When tipping occurs, both the "tipper" and the "tippee" may be held liable, and this liability may extend to all those to whom the tippee in turn provides the information. Besides being considered a form of illegal insider trading, of course, tipping is also a serious breach of the confidentiality of the Company's information. For this reason, you should be careful to avoid discussing sensitive information in any place (for instance, at lunch, on public transportation, in elevators, etc.) where others may hear such information.

## **II. Policy Regarding Trading in Securities**

Because insider trading liability is such a threat to both you and the Company, Company policy prohibits any activity that would be considered unlawful trading or tipping under securities laws, whether in Company Securities or the securities of another company, with information gained as a result of your employment or relationship with us. It is also Company policy that any investing that you do in Company Securities be on a "buy and hold" basis. Active trading or short-term speculation in Company Securities is improper.

To assist you in adhering to this policy, the Corporate Secretary of the Company (or, if applicable, another person designated by the General Counsel of the Company)

serves as the Company's Securities Counsel ("Securities Counsel") to address your inquiries or concerns regarding your obligations under the law and these policies and procedures. If in doubt, you should contact the General Counsel of the Company to determine the identity of the Securities Counsel. Because there are so many "gray areas" in the law, you should contact the Securities Counsel whenever you have a question about any contemplated securities transactions involving Company Securities or securities of a company that has a significant relationship with us, or interpretation of this policy.

In addition to the general requirements stated above:

- The "Blackout Group" consists of Company employees (designated by the Company or by the Securities Counsel) whose duties may involve receipt of material non-public information during preparation of quarterly earnings.
- The "Peclearance Group" consists of all Section 16 reporting persons and other Company employees (designated by the Company or by the Securities Counsel) whose duties are likely to involve receipt of material non-public information throughout the year.
- *Quarterly Earnings Blackouts.* Peclearance Group and Blackout Group members are not allowed to transact in Company Securities during the period beginning after the 15th day of the last month of each quarter, through and including the second trading day following the Company's earnings release for that quarter (the "Earnings Blackout"); provided, however, that transactions (other than modification or termination) may occur during an Earnings Blackout pursuant to a 10b5-1 trading plan established or modified outside of an Earnings Blackout and at a time when such individual is not otherwise in possession of material non-public information.
- *Peclearance Requirement.* In addition to the quarterly blackout restriction, Peclearance Group members (and their respective family members and controlled entities) must each refrain from transacting in Company Securities at any time unless the Securities Counsel approves each transaction in advance, in writing. Approval in writing by the Securities Counsel of a 10b5-1 trading plan established or modified by a member of the Peclearance Group outside of an Earnings Blackout and at a time when such person is not otherwise in possession of material non-public information satisfies the peclearance requirement for all transactions covered by such 10b5-1 trading plan.
- *Exceptions for Company Plans or Reinvestment Plans.* For Peclearance Group or Blackout Group members who are not Section 16 reporting persons, automatic purchases of Company stock through the Employee Stock Purchase Plan, in the Company's 401(k) plan, or through a dividend reinvestment plan, are exempt from the peclearance and blackout requirements of this policy except for the initial election to participate and any change in elections under any such plan, which are subject to peclearance and blackout restrictions.

- *Additional Requirements for Section 16 Reporting Persons.* In addition to the requirement to obtain prior approval, each Section 16 reporting person must, within one business day after any transaction, report all transactions in Company Securities by himself or herself, and by his or her family members and controlled entities, to the Securities Counsel. The Securities Counsel will, upon request and to the extent applicable, provide a form on which such person may report any transaction in Company Securities.
- In addition, the SEC has adopted rules that require companies to include disclosure in their quarterly and annual SEC filings about trading plans adopted or modified by Section 16 reporting persons, *regardless of whether such plans are designed to satisfy Rule 10b5-1*. To enable the Company to comply with these requirements, each Section 16 reporting person who enters into or modifies any 10b5-1 trading plan or other trading plan must provide a copy of the new or modified plan to the Securities Counsel promptly to enable the Company to comply with applicable disclosure requirements.
- *Event-Specific Blackouts.* Company employees who are not in the Preclearance Group or the Blackout Group are generally not required to clear trades in Company Securities with the Securities Counsel and are generally not restricted by the Earnings Blackout; however, in certain circumstances the Securities Counsel may implement special restrictions or trading blackouts with which all applicable individuals will be expected to comply.
- *General Obligations.* Even if you are not subject to a trading blackout or a preclearance requirement, remember that you are required to comply with the general provisions of this policy, including, without limitation, those prohibiting tipping of, and trading while in possession of, material, non-public information.
- *Short-Swing Prohibition.* Section 16 reporting persons (and their respective family members and controlled entities whose ownership of Company Securities is included in their Section 16 reports) are strictly prohibited from short-term trading in Company Securities. If any such person purchases any Company Securities, he or she is precluded from selling Company Securities for a minimum period of six months; and if any such person sells Company Securities, he or she is precluded from purchasing Company Securities for a minimum period of six months. Transactions prior to the expiration of the six-month period will be a violation of this policy.
- *Limitations on Hedging.* Section 16 reporting persons (and their respective family members and controlled entities) are strictly prohibited from (i) purchasing any financial instrument (including prepaid variable forward contracts, equity swaps, collars and exchange funds) that (A) is designed to hedge or offset any decrease in the market value of Company Securities or (B) could result in a “deemed” transaction upon its expiration or (ii) placing standing or limit orders for Company Securities (except for intra-day orders or pursuant to a 10b5-1 trading plan approved by the Securities Counsel).
- *Limitations on Pledging.* Section 16 reporting persons (and their respective family members and controlled entities) are also subject to restrictions on pledging

Company Securities as set forth in the Stock Ownership Guidelines for Directors and Executive Officers.

- *Report Violations.* Should you become aware that any person subject to this policy is violating, or about to violate, this policy, you must immediately report such activity to the Securities Counsel or, if you want to remain anonymous, using the Company's Ethics Point hotline.

The Securities Counsel will establish appropriate procedures for implementing, monitoring and documenting compliance with this policy. Such procedures will include the documentation of compliance with the pre-clearance requirements.

### **III. Company Transactions**

From time to time, the Company may engage in transactions in its own securities. It is the Company's policy to comply with all applicable securities laws when engaging in transactions in Company Securities.

#### **Interpretation and Exceptions**

Requests for an exception should be submitted in writing to the Securities Counsel. The General Counsel must approve all exceptions.

This Policy does not constitute or imply a contract between the Company and its employees. This Policy creates no Company obligation nor any individual obligation, right, privilege, term, or condition of employment not otherwise established by law. The Company has voluntarily adopted this Policy for its sole and exclusive use and may amend or withdraw it at any time without prior notice.

**Kinder Morgan, Inc.**  
**Subsidiaries of the Registrant as of December 31, 2024**

Entity Name <sup>(a)</sup>	Place of Incorporation
American Petroleum Tankers II LLC	Delaware
American Petroleum Tankers III LLC	Delaware
American Petroleum Tankers IV LLC	Delaware
American Petroleum Tankers IX LLC	Delaware
American Petroleum Tankers LLC	Delaware
American Petroleum Tankers Parent LLC	Delaware
American Petroleum Tankers V LLC	Delaware
American Petroleum Tankers VI LLC	Delaware
American Petroleum Tankers VII LLC	Delaware
American Petroleum Tankers VIII LLC	Delaware
American Petroleum Tankers X LLC	Delaware
American Petroleum Tankers XI LLC	Delaware
ANR Real Estate Corporation	Delaware
APT Florida LLC	Delaware
APT Intermediate Holdco LLC	Delaware
APT New Intermediate Holdco LLC	Delaware
APT Pennsylvania LLC	Delaware
APT Sunshine State LLC	Delaware
Arlington Storage Company, LLC	Delaware
Banquete Hub LLC (50%)	Delaware
Battleground Oil Specialty Terminal Company LLC (55%)	Delaware
Betty Lou LLC	Delaware
Calnev Pipe Line LLC	Delaware
Camino Real Gas Gathering Company LLC	Delaware
Camino Real Gathering Company, L.L.C.	Delaware
Cantera Gas Company LLC	Delaware
CDE Pipeline LLC	Delaware
Cedar Cove Midstream LLC (70%)	Delaware
Central Florida Pipeline LLC	Delaware
Cheyenne Plains Gas Pipeline Company, L.L.C.	Delaware
CIG Gas Storage Company LLC	Delaware
CIG Pipeline Services Company, L.L.C.	Delaware
Coastal Eagle Point Oil Company	Delaware
Coastal Oil New England, Inc.	Massachusetts
Colorado Interstate Gas Company, L.L.C.	Delaware
Colorado Interstate Issuing Corporation	Delaware
Copano Double Eagle LLC	Delaware
Copano Energy Finance Corporation	Delaware
Copano Energy, L.L.C.	Delaware
Copano Energy Services/Upper Gulf Coast LLC	Texas

Entity Name <sup>(a)</sup>	Place of Incorporation
Copano Field Services GP, L.L.C.	Delaware
Copano Field Services/North Texas, L.L.C.	Delaware
Copano Field Services/South Texas LLC	Texas
Copano Field Services/Upper Gulf Coast LLC	Texas
Copano Liberty, LLC	Delaware
Copano NGL Services (Markham), L.L.C.	Delaware
Copano NGL Services LLC	Texas
Copano Pipelines Group, L.L.C.	Delaware
Copano Pipelines/North Texas, L.L.C.	Delaware
Copano Pipelines/Rocky Mountains, LLC	Delaware
Copano Pipelines/South Texas LLC	Texas
Copano Pipelines/Upper Gulf Coast LLC	Texas
Copano Processing LLC	Texas
Copano Risk Management LLC	Texas
Copano Terminals LLC	Delaware
Copano/Webb-Duval Pipeline LLC	Delaware
Coscol Petroleum Corporation	Delaware
CPNO Services LLC	Texas
Dakota Bulk Terminal LLC	Delaware
Delta Terminal Services LLC	Delaware
Eagle Ford Gathering LLC	Delaware
Eagle Ford Midstream LLC	Texas
El Paso Amazonas Energia Ltda.	Brazil
El Paso CGP Company, L.L.C.	Delaware
El Paso Cheyenne Holdings, L.L.C.	Delaware
El Paso Citrus Holdings, Inc.	Delaware
El Paso CNG Company, L.L.C.	Delaware
El Paso Energy Argentina Service Company	Delaware
El Paso Energy Capital Trust I	Delaware
El Paso Energy E.S.T. Company	Delaware
El Paso Energy International Company	Delaware
El Paso Energy Marketing de Mexico, S. de R.L. de C.V.	Mexico
El Paso Energy Service Company, L.L.C.	Delaware
El Paso LLC	Delaware
El Paso Merchant Energy North America Company, L.L.C.	Delaware
El Paso Merchant Energy-Petroleum Company	Delaware
El Paso Mexico Holding B.V.	Netherlands
El Paso Midstream Group LLC	Delaware
El Paso Natural Gas Company, L.L.C.	Delaware
El Paso Noric Investments III, L.L.C.	Delaware
El Paso Reata Energy Company, L.L.C.	Delaware
El Paso Remediation Company	Delaware
El Paso Ruby Holding Company, L.L.C.	Delaware



Entity Name <sup>(a)</sup>	Place of Incorporation
El Paso Services Holding Company	Delaware
El Paso Tennessee Pipeline Co., L.L.C.	Delaware
Elba Express Company, L.L.C.	Delaware
Elba Liquefaction Company, L.L.C. (25.5 %)	Delaware
Elizabeth River Terminals LLC	Delaware
Emory B Crane, LLC	Louisiana
EP Ruby LLC	Delaware
EPBGP Contracting Services LLC	Delaware
EPC Building LLC	Delaware
EPC Property Holdings, Inc.	Delaware
EPEC Corporation	Delaware
EPEC Oil Company Liquidating Trust	Delaware Law
EPEC Polymers, Inc.	Delaware
EPEC Realty, Inc.	Delaware
EPED B Company	Cayman Islands
EPED Holding Company	Delaware
EPTP Issuing Corporation	Delaware
Frank L. Crane, LLC	Louisiana
General Stevedores GP, LLC	Texas
General Stevedores Holdings LLC	Delaware
HBM Environmental LLC	Delaware
Hiland Crude, LLC	Oklahoma
Hiland Partners Holdings LLC	Delaware
I.M.T. Land Corp.	Louisiana
ICPT, L.L.C.	Louisiana
Independent Trading & Transportation Company I, L.L.C.	Oklahoma
International Marine Terminals Partnership	Louisiana
JV Tanker Charterer LLC	Delaware
K N Capital Trust I	Delaware
K N Capital Trust II	Delaware
K N Capital Trust III	Delaware
Kinder Morgan 2-Mile LLC	Delaware
Kinder Morgan Administrative Services Tampa LLC	Delaware
Kinder Morgan Altamont LLC	Delaware
Kinder Morgan Arlington RNG LLC	Texas
Kinder Morgan Baltimore Transload Terminal LLC	Delaware
Kinder Morgan Battleground Oil LLC	Delaware
Kinder Morgan Border Pipeline LLC	Delaware
Kinder Morgan Bulk Terminals LLC	Louisiana
Kinder Morgan Carbon Dioxide Transportation Company	Delaware
Kinder Morgan CCS Holdco LLC	Delaware
Kinder Morgan CO <sub>2</sub> Company LLC	Texas
Kinder Morgan Commercial Services LLC	Delaware

Entity Name <sup>(a)</sup>	Place of Incorporation
Kinder Morgan Contracting Services LLC	Delaware
Kinder Morgan Crude & Condensate LLC	Delaware
Kinder Morgan Crude Marketing LLC	Delaware
Kinder Morgan Crude Oil Pipelines LLC	Delaware
Kinder Morgan Crude to Rail LLC	Delaware
Kinder Morgan Cushing LLC	Delaware
Kinder Morgan Dallas Fort Worth Rail Terminal LLC	Delaware
Kinder Morgan Deeprock North Holdco LLC	Delaware
Kinder Morgan Endeavor LLC	Delaware
Kinder Morgan Energy Partners, L.P.	Delaware
Kinder Morgan Energy Transition Ventures Holdco LLC	Delaware
Kinder Morgan EP Midstream LLC	Delaware
Kinder Morgan Finance Company LLC	Delaware
Kinder Morgan Foundation	Colorado
Kinder Morgan Freedom Pipeline LLC	Delaware
Kinder Morgan Gas Natural de Mexico, S. de R.L. de C.V.	Mexico
Kinder Morgan GP LLC	Delaware
Kinder Morgan Gulf Coast CCS LLC	Delaware
Kinder Morgan IMT Holdco LLC	Delaware
Kinder Morgan Keystone Gas Storage LLC	Delaware
Kinder Morgan KMAP LLC	Delaware
Kinder Morgan Las Vegas LLC	Delaware
Kinder Morgan Linden Transload Terminal LLC	Delaware
Kinder Morgan Liquids Terminals LLC	Delaware
Kinder Morgan Liquids Terminals St. Gabriel LLC	Delaware
Kinder Morgan Louisiana Pipeline Holding LLC	Delaware
Kinder Morgan Louisiana Pipeline LLC	Delaware
Kinder Morgan Marine Services LLC	Delaware
Kinder Morgan Materials Services, LLC	Delaware
Kinder Morgan Mexico LLC	Delaware
Kinder Morgan Mid Atlantic Marine Services LLC	Delaware
Kinder Morgan NatGas O&M LLC	Delaware
Kinder Morgan NGPL Holdings LLC	Delaware
Kinder Morgan North Texas Pipeline LLC	Delaware
Kinder Morgan Operating LLC "A"	Delaware
Kinder Morgan Operating LLC "B"	Delaware
Kinder Morgan Operating LLC "C"	Delaware
Kinder Morgan Operating LLC "D"	Delaware
Kinder Morgan Operating LLC "E"	Delaware
Kinder Morgan Pecos LLC	Delaware
Kinder Morgan Pecos Valley LLC	Delaware
Kinder Morgan Permian CCS LLC	Delaware
Kinder Morgan Petcoke GP LLC	Delaware

Entity Name <sup>(a)</sup>	Place of Incorporation
Kinder Morgan Petcoke LP LLC	Delaware
Kinder Morgan Petcoke, L.P.	Delaware
Kinder Morgan Petroleum Tankers LLC	Delaware
Kinder Morgan Pipeline LLC	Delaware
Kinder Morgan Port Manatee Terminal LLC	Delaware
Kinder Morgan Port Sutton Terminal LLC	Delaware
Kinder Morgan Port Terminals USA LLC	Delaware
Kinder Morgan Portland Bulk LLC	Delaware
Kinder Morgan Portland Holdings LLC	Delaware
Kinder Morgan Portland Intermediate Holdings I LLC	Delaware
Kinder Morgan Portland Intermediate Holdings II LLC	Delaware
Kinder Morgan Portland Jet Line LLC	Delaware
Kinder Morgan Portland Liquids Terminals LLC	Delaware
Kinder Morgan Portland Operating LLC	Delaware
Kinder Morgan Production Company LLC	Delaware
Kinder Morgan Products Terminals LLC	Delaware
Kinder Morgan Rail Services LLC	Delaware
Kinder Morgan Ranger LLC	Delaware
Kinder Morgan Resources II LLC	Delaware
Kinder Morgan Resources III LLC	Delaware
Kinder Morgan RNG Holdco LLC	Delaware
Kinder Morgan Rockies Marketing LLC	Delaware
Kinder Morgan Scurry Connector LLC	Delaware
Kinder Morgan Services International LLC	Delaware
Kinder Morgan Seven Oaks LLC	Delaware
Kinder Morgan Shreveport RNG LLC	Texas
Kinder Morgan SNG Operator LLC	Delaware
Kinder Morgan Southeast Terminals LLC	Delaware
Kinder Morgan Tank Storage Terminals LLC	Delaware
Kinder Morgan Tejas Pipeline GP LLC	Delaware
Kinder Morgan Tejas Pipeline LLC	Delaware
Kinder Morgan Terminals Wilmington LLC	Delaware
Kinder Morgan Terminals LLC	Delaware
Kinder Morgan Texas Pipeline LLC	Delaware
Kinder Morgan Texas Terminals, L.P.	Delaware
Kinder Morgan Transmix Company, LLC	Delaware
Kinder Morgan Treating LP	Delaware
Kinder Morgan Treating Odessa LLC	Delaware
Kinder Morgan Turkey Run RNG LLC	Delaware
Kinder Morgan Urban Renewal II, LLC	New Jersey
Kinder Morgan Urban Renewal, L.L.C.	New Jersey
Kinder Morgan Utica LLC	Delaware
Kinder Morgan Vehicle Services LLC	Delaware

Entity Name <sup>(a)</sup>	Place of Incorporation
Kinder Morgan Victoria RNG LLC	Texas
Kinder Morgan Virginia Liquids Terminals LLC	Delaware
Kinder Morgan Wink Pipeline LLC	Delaware
KinderHawk Field Services LLC	Delaware
Kinetrex Energy Real Estate Company, LLC	Indiana
Kinetrex Energy Transportation, LLC	Indiana
Kinetrex Holdco, Inc.	Delaware
KM Crane LLC	Maryland
KM Decatur LLC	Delaware
KM Eagle Gathering LLC	Delaware
KM Express LLC	Delaware
KM Gas Marketing LLC	Delaware
KM Insurance Texas Inc.	Texas
KM Kaskaskia Dock LLC	Delaware
KM Liquids Marketing LLC	Delaware
KM Liquids Terminals LLC	Delaware
KM Louisiana Midstream LLC	Delaware
KM North Cahokia Land LLC	Delaware
KM North Cahokia Special Project LLC	Delaware
KM North Cahokia Terminal Project LLC	Delaware
KM Phoenix Holdings LLC (75%)	Delaware
KM Ship Channel Services LLC	Delaware
KM Treating GP LLC	Delaware
KM Utopia Operator Limited	Alberta (Canada)
KM Utopia Operator LLC	Delaware
KMBT Legacy Holdings LLC	Tennessee
KMBT LLC	Delaware
KMGP Services Company, Inc.	Delaware
KN Telecommunications, Inc.	Colorado
Knight Power Company LLC	Delaware
Liberty High BTU LLC	Delaware
LNG Indy, LLC	Indiana
Lomita Rail Terminal LLC	Delaware
Mesquite Investors, L.L.C.	Delaware
Milwaukee Bulk Terminals LLC	Wisconsin
Mission Natural Gas Company LLC	Texas
MJR Operating LLC	Maryland
Mojave Pipeline Company, L.L.C.	Delaware
Mojave Pipeline Operating Company, L.L.C.	Texas
NEP DC Holdings, LLC	Delaware
NET Mexico Pipeline LLC	Texas
NET Mexico Pipeline Partners, LLC (90%)	Delaware
NET Midstream, LLC	Texas

Entity Name <sup>(a)</sup>	Place of Incorporation
North American Bio-Fuels, L.L.C.	Michigan
North American-Central, LLC	Michigan
North American Natural Resources, LLC	Delaware
North American Natural Resources-SBL, LLC	Michigan
Paddy Ryan Crane, LLC	Louisiana
Palmetto Products Pipe Line LLC	Delaware
PI 2 Pelican State LLC	Delaware
Pinney Dock & Transport LLC	Delaware
Prairie View High BTU LLC	Delaware
Queen City Terminals LLC	Delaware
Rahway River Land LLC	Delaware
River Terminals Properties GP LLC	Delaware
River Terminal Properties, L.P.	Tennessee
RNG Indy LLC	Delaware
SFPP, L.P. (99.5%)	Delaware
SNG Pipeline Services Company, L.L.C.	Delaware
Southern Gulf LNG Company, L.L.C.	Delaware
Southern Liquefaction Company LLC	Delaware
Southern LNG Company, L.L.C.	Delaware
Southwest Florida Pipeline LLC	Delaware
SRT Vessels LLC	Delaware
Stagecoach Energy Solutions LLC	Delaware
Stagecoach Gas Services LLC	Delaware
Stagecoach Operating Services LLC	Delaware
Stagecoach Pipeline & Storage Company LLC	New York
Stevedore Holdings, L.P.	Delaware
Tejas Gas, LLC	Delaware
Tejas Natural Gas, LLC	Delaware
Tennessee Gas Pipeline Company, L.L.C.	Delaware
Tennessee Gas Pipeline Issuing Corporation	Delaware
Texan Tug LLC	Delaware
TGP Pipeline Services Company, L.L.C.	Delaware
The Pecos Carbon Dioxide Pipeline Company (95.28%)	Texas
TransColorado Gas Transmission Company LLC	Delaware
Transload Services, LLC	Illinois
Trident Intrastate Pipeline LLC	Delaware
Twin Bridges High BTU LLC	Delaware
Twin Tier Pipeline LLC	Delaware
Utica Marcellus Texas Pipeline LLC	Delaware
Webb/Duval Gatherers (91%)	Texas
Western Plant Services LLC	Delaware
Wyoming Interstate Company, L.L.C.	Delaware

**Entity Name <sup>(a)</sup>****Place of Incorporation**

<sup>(a)</sup> Where included, percentages in parentheses represent Kinder Morgan, Inc.'s ownership of less-than-wholly owned subsidiaries.

**List of Guarantor Subsidiaries**

The Cross Guarantee Agreement furnished as Exhibit 10.11 to this Annual Report on Form 10-K sets forth, as of December 31, 2024, the registrant's guarantor subsidiaries on Schedule II thereto and the guaranteed securities on Schedule I thereto.

CONSENT OF INDEPENDENT REGISTERED PUBLIC ACCOUNTING FIRM

We hereby consent to the incorporation by reference in the Registration Statements on Form S-3 (No. 333-275130) and Form S-8 (Nos. 333-172170, 333-172582, 333-181782, 333-205430, 333-258353, and 333-260806) of Kinder Morgan, Inc. of our report dated February 13, 2025 relating to the financial statements and the effectiveness of internal control over financial reporting, which appears in this Form 10-K.

/s/ PricewaterhouseCoopers LLP

Houston, Texas  
February 13, 2025



**KINDER MORGAN, INC. AND SUBSIDIARIES**  
**CERTIFICATION PURSUANT TO RULE 13A-14(A) OR 15D-14(A)**  
**OF THE SECURITIES EXCHANGE ACT OF 1934,**  
**AS ADOPTED PURSUANT TO SECTION 302 OF THE SARBANES-OXLEY ACT OF 2002**

I, Kimberly A. Dang, certify that:

1. I have reviewed this annual report on Form 10-K of Kinder Morgan, Inc.;
2. Based on my knowledge, this report does not contain any untrue statement of a material fact or omit to state a material fact necessary to make the statements made, in light of the circumstances under which such statements were made, not misleading with respect to the period covered by this report;
3. Based on my knowledge, the financial statements, and other financial information included in this report, fairly present in all material respects the financial condition, results of operations and cash flows of the registrant as of, and for, the periods presented in this report;
4. The registrant's other certifying officer and I are responsible for establishing and maintaining disclosure controls and procedures (as defined in Exchange Act Rules 13a-15(e) and 15d-15(e)) and internal control over financial reporting (as defined in Exchange Act Rules 13a-15(f) and 15d-15(f)) for the registrant and have:
  - (a) designed such disclosure controls and procedures, or caused such disclosure controls and procedures to be designed under our supervision, to ensure that material information relating to the registrant, including its consolidated subsidiaries, is made known to us by others within those entities, particularly during the period in which this report is being prepared;
  - (b) designed such internal control over financial reporting, or caused such internal control over financial reporting to be designed under our supervision, to provide reasonable assurance regarding the reliability of financial reporting and the preparation of financial statements for external purposes in accordance with generally accepted accounting principles;
  - (c) evaluated the effectiveness of the registrant's disclosure controls and procedures and presented in this report our conclusions about the effectiveness of the disclosure controls and procedures, as of the end of the period covered by this report based on such evaluation; and
  - (d) disclosed in this report any change in the registrant's internal control over financial reporting that occurred during the registrant's most recent fiscal quarter (the registrant's fourth fiscal quarter in the case of an annual report) that has materially affected, or is reasonably likely to materially affect, the registrant's internal control over financial reporting; and
5. The registrant's other certifying officer and I have disclosed, based on our most recent evaluation of internal control over financial reporting, to the registrant's auditors and the audit committee of the registrant's board of directors (or persons performing the equivalent functions):
  - (a) all significant deficiencies and material weaknesses in the design or operation of internal control over financial reporting which are reasonably likely to adversely affect the registrant's ability to record, process, summarize and report financial information; and
  - (b) any fraud, whether or not material, that involves management or other employees who have a significant role in the registrant's internal control over financial reporting.

Date: February 13, 2025

/s/ Kimberly A. Dang

Kimberly A. Dang  
Chief Executive Officer

**KINDER MORGAN, INC. AND SUBSIDIARIES**  
**CERTIFICATION PURSUANT TO RULE 13A-14(A) OR 15D-14(A)**  
**OF THE SECURITIES EXCHANGE ACT OF 1934,**  
**AS ADOPTED PURSUANT TO SECTION 302 OF THE SARBANES-OXLEY ACT OF 2002**

I, David P. Michels, certify that:

1. I have reviewed this annual report on Form 10-K of Kinder Morgan, Inc.;
2. Based on my knowledge, this report does not contain any untrue statement of a material fact or omit to state a material fact necessary to make the statements made, in light of the circumstances under which such statements were made, not misleading with respect to the period covered by this report;
3. Based on my knowledge, the financial statements, and other financial information included in this report, fairly present in all material respects the financial condition, results of operations and cash flows of the registrant as of, and for, the periods presented in this report;
4. The registrant's other certifying officer and I are responsible for establishing and maintaining disclosure controls and procedures (as defined in Exchange Act Rules 13a-15(e) and 15d-15(e)) and internal control over financial reporting (as defined in Exchange Act Rules 13a-15(f) and 15d-15(f)) for the registrant and have:
  - (a) designed such disclosure controls and procedures, or caused such disclosure controls and procedures to be designed under our supervision, to ensure that material information relating to the registrant, including its consolidated subsidiaries, is made known to us by others within those entities, particularly during the period in which this report is being prepared;
  - (b) designed such internal control over financial reporting, or caused such internal control over financial reporting to be designed under our supervision, to provide reasonable assurance regarding the reliability of financial reporting and the preparation of financial statements for external purposes in accordance with generally accepted accounting principles;
  - (c) evaluated the effectiveness of the registrant's disclosure controls and procedures and presented in this report our conclusions about the effectiveness of the disclosure controls and procedures, as of the end of the period covered by this report based on such evaluation; and
  - (d) disclosed in this report any change in the registrant's internal control over financial reporting that occurred during the registrant's most recent fiscal quarter (the registrant's fourth fiscal quarter in the case of an annual report) that has materially affected, or is reasonably likely to materially affect, the registrant's internal control over financial reporting; and
5. The registrant's other certifying officer and I have disclosed, based on our most recent evaluation of internal control over financial reporting, to the registrant's auditors and the audit committee of the registrant's board of directors (or persons performing the equivalent functions):
  - (a) all significant deficiencies and material weaknesses in the design or operation of internal control over financial reporting which are reasonably likely to adversely affect the registrant's ability to record, process, summarize and report financial information; and
  - (b) any fraud, whether or not material, that involves management or other employees who have a significant role in the registrant's internal control over financial reporting.

Date: February 13, 2025

/s/ David P. Michels

David P. Michels

Vice President and Chief Financial Officer

**KINDER MORGAN, INC. AND SUBSIDIARIES  
CERTIFICATION PURSUANT TO 18 U.S.C. SECTION 1350,  
AS ADOPTED PURSUANT TO SECTION 906 OF THE SARBANES-OXLEY ACT OF 2002**

In connection with the Annual Report on Form 10-K of Kinder Morgan, Inc. (the "Company") for the yearly period ended December 31, 2024, as filed with the Securities and Exchange Commission on the date hereof (the "Report"), the undersigned, in the capacity and on the date indicated below, hereby certifies pursuant to 18 U.S.C. Section 1350, as adopted pursuant to Section 906 of the Sarbanes-Oxley Act of 2002, that:

- (1) The Report fully complies with the requirements of Section 13(a) or 15(d) of the Securities Exchange Act of 1934; and
- (2) The information contained in the Report fairly presents, in all material respects, the financial condition and results of operations of the Company.

Date: February 13, 2025

/s/ Kimberly A. Dang

Kimberly A. Dang

Chief Executive Officer

**KINDER MORGAN, INC. AND SUBSIDIARIES  
CERTIFICATION PURSUANT TO 18 U.S.C. SECTION 1350,  
AS ADOPTED PURSUANT TO SECTION 906 OF THE SARBANES-OXLEY ACT OF 2002**

In connection with the Annual Report on Form 10-K of Kinder Morgan, Inc. (the "Company") for the yearly period ended December 31, 2024, as filed with the Securities and Exchange Commission on the date hereof (the "Report"), the undersigned, in the capacity and on the date indicated below, hereby certifies pursuant to 18 U.S.C. Section 1350, as adopted pursuant to Section 906 of the Sarbanes-Oxley Act of 2002, that:

- (1) The Report fully complies with the requirements of Section 13(a) or 15(d) of the Securities Exchange Act of 1934; and
- (2) The information contained in the Report fairly presents, in all material respects, the financial condition and results of operations of the Company.

Date: February 13, 2025

/s/ David P. Michels

David P. Michels

Vice President and Chief Financial Officer