

REFINITIV




DELTA REPORT

10-K

NVR - NVR INC

10-K - DECEMBER 31, 2024 COMPARED TO 10-K - DECEMBER 31, 2023

The following comparison report has been automatically generated

TOTAL DELTAS	1539
 CHANGES	348
 DELETIONS	550
 ADDITIONS	641

UNITED STATES
SECURITIES AND EXCHANGE COMMISSION
Washington, D.C. 20549

FORM 10-K

☒ ANNUAL REPORT PURSUANT TO SECTION 13 OR 15(d) OF THE SECURITIES EXCHANGE ACT OF 1934

For the fiscal year ended **December 31, 2023** **December 31, 2024**

OR

☐ TRANSITION REPORT PURSUANT TO SECTION 13 OR 15(d) OF THE SECURITIES EXCHANGE ACT OF 1934

For the transition period from _____ to _____

Commission file number 1-12378

NVR, Inc.

(Exact Name of Registrant as Specified in its Charter)

Virginia

54-1394360

(State or other jurisdiction of incorporation or organization)

(IRS Employer Identification No.)

11700 Plaza America Drive, Suite 500

Reston, Virginia

20190

(Address of principal executive offices)

(Zip Code)

Registrant's telephone number, including area code: **(703) 956-4000**

Securities registered pursuant to Section 12(b) of the Act:

Title of each class	Trading Symbol(s)	Name of each exchange on which registered
Common stock, par value \$0.01 per share	NVR	New York Stock Exchange

Securities registered pursuant to Section 12(g) of the Act: None

Indicate by check mark if the registrant is a well-known seasoned issuer, as defined in Rule 405 of the Securities Act. Yes ☒ No ☐

Indicate by check mark if the registrant is not required to file reports pursuant to Section 13 or Section 15(d) of the Exchange Act. Yes ☐ No ☒

Indicate by check mark whether the registrant (1) has filed all reports required to be filed by Section 13 or 15(d) of the Securities Exchange Act of 1934 during the preceding 12 months (or for such shorter period that the registrant was required to file such reports), and (2) has been subject to such filing requirements for the past 90 days. Yes ☒ No ☐

Indicate by check mark whether the registrant has submitted electronically every Interactive Data File required to be submitted pursuant to Rule 405 of Regulation S-T (§232.405 of this chapter) during the preceding 12 months (or for such shorter period that the registrant was required to submit and post such files). Yes ☒ No ☐

Indicate by check mark whether the registrant is a large accelerated filer, an accelerated filer, a non-accelerated filer, smaller reporting company, or an emerging growth company. See the definitions of "large accelerated filer," "accelerated filer," "smaller reporting company," and "emerging growth company" in Rule 12b-2 of the Exchange Act.

Large accelerated filer	<input checked="" type="checkbox"/>	Accelerated filer	<input type="checkbox"/>
Non-accelerated filer	<input type="checkbox"/>	Smaller reporting company	<input type="checkbox"/>
		Emerging growth company	<input type="checkbox"/>

If an emerging growth company, indicate by check mark if the registrant has elected not to use the extended transition period for complying with any new or revised financial accounting standards provided pursuant to Section 13(a) of the Exchange Act. ☐

Indicate by check mark whether the registrant has filed a report on and attestation to its management's assessment of the effectiveness of its internal controls over financial reporting under Section 404(b) of the Sarbanes-Oxley Act (15 U.S.C. 7262(b)) by the registered public accounting firm that prepared or issued its audit report. ☒

Indicate by check mark whether the registrant is a shell company (as defined in Rule 12b-2 of the Act). Yes ☐ No ☒

If securities are registered pursuant to Section 12(b) of the Act, indicate by check mark whether the financial statements of the registrant included in the filing reflect the correction of an error to previously issued financial statements. ☐

Indicate by check mark whether any of those error corrections are restatements that required a recovery analysis of incentive-based compensation received by any of the registrant's executive officers during the relevant recovery period pursuant to 240.10D-1(b). ☐

Indicate by check mark whether the registrant is a shell company (as defined in Rule 12b-2 of the Act). Yes ☐ No ☒

The aggregate market value of the voting stock held by non-affiliates of NVR, Inc. on **June 30, 2023** **June 30, 2024**, the last business day of NVR, Inc.'s most recently completed second fiscal quarter, was approximately **\$19,859,813,000**. **\$22,402,443,000**.

As of February 12, 2024 February 10, 2025 there were 3,186,147 2,990,451 total shares of common stock outstanding.

DOCUMENTS INCORPORATED BY REFERENCE

Portions of the Proxy Statement of NVR, Inc. to be filed with the Securities and Exchange Commission pursuant to Regulation 14A of the Securities Exchange Act of 1934 on or prior to April 30, 2024 April 30, 2025 are incorporated by reference into Part III of this report.

NVR, Inc. Form 10-K

TABLE OF CONTENTS

	<u>Page</u>
PART I	
Item 1. Business	1
Item 1A. Risk Factors	4
Item 1B. Unresolved Staff Comments	9
Item 1C. Cybersecurity	9
Item 2. Properties	10
Item 3. Legal Proceedings	10
Item 4. Mine Safety Disclosures	10
PART II	
Item 5. Market for Registrant's Common Equity, Related Stockholder Matters and Issuer Purchases of Equity Securities	11
Item 6. Reserved	12
Item 7. Management's Discussion and Analysis of Financial Condition and Results of Operations	13
Item 7A. Quantitative and Qualitative Disclosure About Market Risk	26
Item 8. Financial Statements and Supplementary Data	27
Item 9. Changes in and Disagreements with Accountants on Accounting and Financial Disclosure	27
Item 9A. Controls and Procedures	27
Item 9B. Other Information	27
Item 9C. Disclosure Regarding Foreign Jurisdictions that Prevent Inspections	27
PART III	
Item 10. Directors, Executive Officers, and Corporate Governance	28
Item 11. Executive Compensation	28
Item 12. Security Ownership of Certain Beneficial Owners and Management and Related Stockholder Matters	28
Item 13. Certain Relationships and Related Transactions, and Director Independence	28 29
Item 14. Principal Accountant Fees and Services	29
PART IV	
Item 15. Exhibits and Financial Statement Schedules	30

PART I

Item 1. Business.

General

NVR, Inc., a Virginia corporation, was formed in 1980 as NVHomes, Inc. Our primary business is the construction and sale of single-family detached homes, townhomes and condominium buildings, all of which are primarily constructed on a pre-sold basis. To more fully serve customers of our homebuilding operations, we also operate a mortgage banking and title services business. We conduct our homebuilding activities directly. Our mortgage banking operations are operated primarily through a wholly owned subsidiary, NVR Mortgage Finance, Inc. ("NVRM"). Unless the context otherwise requires, references to "NVR", "we", "us" or "our" include NVR, Inc. and its consolidated subsidiaries.

We are one of the largest homebuilders in the United States. We operate in thirty-six metropolitan areas in fifteen sixteen states, and Washington, D.C. Our homebuilding operations include the construction and sale of single-family detached homes, townhomes and condominium buildings under three trade names: Ryan Homes, NVHomes and Heartland Homes. Our Ryan Homes product is marketed primarily to first-time and first-time move-up buyers. Ryan Homes operates in thirty-six metropolitan areas located in Maryland, Virginia, Washington, D.C., Delaware, West Virginia, Pennsylvania, Ohio, New York, New Jersey, Indiana, Illinois, North Carolina, South Carolina, Georgia, Florida, Tennessee and Tennessee, Kentucky. Our NVHomes and Heartland Homes products are marketed primarily to move-up and luxury buyers. NVHomes operates in Delaware, New Jersey, and the Washington, D.C., Baltimore, MD and Philadelphia, PA metropolitan areas. Heartland Homes operates in the Pittsburgh, PA metropolitan area.

We generally do not engage in land development (see discussion below of our land development activities). Instead, we typically acquire finished building lots from various third party land developers pursuant to fixed price finished lot purchase agreements ("LPAs") that require deposits that may be forfeited if we fail to perform under the LPAs. The deposits required under the LPAs are in the form of cash or letters of credit in varying amounts and typically range up to 10% of the aggregate purchase price of the finished lots.

We believe that our lot acquisition strategy avoids the financial requirements and risks associated with direct land ownership and land development. We may, at our option, choose for any reason and at any time not to perform under these LPAs by delivering notice of our intent not to acquire the finished lots under contract. Our sole legal obligation and economic loss for failure to perform under these LPAs is limited to the amount of the deposit pursuant to the liquidated damage provision contained within the LPAs. We do not have any financial guarantees or completion obligations and we typically do not guarantee lot purchases on a specific performance basis under these LPAs. None of the creditors of any of the development entities with which we have entered these LPAs have recourse to our general credit. We generally seek to maintain control over a supply of lots believed to be suitable to meet our five-year business plan.

In addition to constructing homes primarily on a pre-sold basis and utilizing what we believe is a conservative lot acquisition strategy, we focus on obtaining and maintaining a leading market position in each market we serve. This strategy allows us to gain valuable efficiencies and competitive advantages in our markets, which we believe contributes to minimizing the adverse effects of regional economic cycles and provides growth opportunities within these markets. Our continued success is contingent upon our ability to control an adequate supply of finished lots on which to build. As a result, in certain specific strategic circumstances we deviate from our historical lot acquisition strategy and engage in joint venture arrangements with land developers or directly acquire raw ground already zoned for its intended use for development. Once we acquire control of raw ground, we determine whether to sell the raw parcel to a developer and enter into an LPA with the developer to purchase the finished lots or hire a developer to develop the land on our behalf. While joint venture arrangements and direct land development activity are not our preferred method of acquiring finished building lots, we may enter into additional transactions in the future on a limited basis where there exists a compelling strategic or prudent financial reason to do so. We expect, however, to continue to acquire substantially all of our finished lot inventory using LPAs with forfeitable deposits. See "Management's Discussion and Analysis of Financial Condition and Results of Operations" in Item 7 of this Form 10-K for additional discussion of lots controlled. In addition, see Notes 3, 4 and 5 in the accompanying consolidated financial statements included herein for additional information regarding LPAs, joint ventures and land under development, respectively.

In addition to building and selling homes, we We provide a number of mortgage-related mortgage and title-related services through our mortgage banking operations. Through operations in each of our homebuilding markets, NVRM originates mortgage loans almost exclusively for our homebuyers. NVRM generates revenues primarily from origination fees, gains on sales of loans and title fees. NVRM sells almost all of the mortgage loans it closes into the secondary markets primarily on a servicing released basis.

Segment information for our homebuilding and mortgage banking businesses is included in Note 2 in the accompanying consolidated financial statements.

Homebuilding

Products

We offer single-family detached homes, townhomes and condominium buildings condominiums with many different home designs. These home designs have a variety of elevations and numerous other options. Our homes combine traditional, transitional, cottage or urban exterior designs with contemporary interior designs and amenities, generally include two to four bedrooms and range from approximately 1,000 to 10,000 9,000 finished square feet. During 2023, 2024, the prices at which we settled homes ranged from approximately \$190,000 to \$2.6 million and averaged \$450,700. During 2022, our \$2.3 million. The average price of homes settled was \$454,300. \$450,700 in both 2024 and 2023.

Markets

Our four reportable homebuilding segments operate in the following geographic regions:

Mid Atlantic:	Maryland, Virginia, West Virginia, Delaware and Washington, D.C.
North East:	New Jersey and Eastern Pennsylvania
Mid East:	New York, Ohio, Western Pennsylvania, Indiana and Illinois
South East:	North Carolina, South Carolina, Tennessee, Florida, Georgia and Georgia Kentucky

Backlog

Backlog, which represents homes sold but not yet settled with the customer, totaled 9,953 units and approximately \$4.8 billion as of December 31, 2024 compared to 10,229 units and approximately \$4.8 billion at as of December 31, 2023 compared to 9,162 units and approximately \$4.3 billion at December 31, 2022. The average price of homes in backlog decreased increased to \$481,400 as of December 31, 2024 from \$465,000 at as of December 31, 2023 from \$472,200 at December 31, 2022. Backlog may be impacted by customer cancellations for various reasons that are beyond our control, such as the customer's failure to obtain mortgage financing, inability to sell an existing home, job loss or a variety of other reasons. In any period, a portion of the cancellations that we experience are related to new sales that occurred during the same period, and a portion are related to sales that occurred in prior periods and therefore appeared in the opening backlog for the current period. Expressed as the total of all cancellations during the

period as a percentage of gross sales during the period, our cancellation rate was approximately 13% 14%, 13% and 14% in 2024, 2023, and 9% in 2023, 2022, and 2021, respectively. During the four quarters of each of 2024, 2023 and 2022, and 2021, approximately 5% in 2024, 4% in 2023 and 4% in 2022 and 3% in 2021 of a reporting quarter's opening backlog cancelled during the quarter. We can provide no assurance that our historical cancellation rates are indicative of the actual cancellation rate that may occur in future periods. Other than those units that are cancelled, we expect to settle substantially all of our December 31, 2023 December 31, 2024 backlog during 2024, 2025. See "Risk Factors" in Item 1A and "Seasonality" in Item 7 of this Form 10-K.

Further discussion of settlements, new orders and backlog activity by our homebuilding reportable segment for each of the last three years can be found in "Management's Discussion and Analysis of Financial Condition and Results of Operations" in Item 7 of this Form 10-K.

Construction

We utilize independent subcontractors under fixed price contracts to perform construction work on our homes. We use many independent subcontractors in our various markets and we are not dependent on any single subcontractor or on a small number of subcontractors.

Sales and Marketing

Our preferred marketing method is for customers to visit a furnished model home featuring many built-in options and a landscaped lot. The garages of these model homes are usually converted into temporary sales centers where alternative facades and floor plans are displayed and designs for other models are available for review. Sales representatives are compensated predominantly on a commission basis.

Regulation

We and our subcontractors must comply with various federal, state and local zoning, building, environmental, advertising and consumer credit statutes, rules and regulations, as well as other regulations and requirements in connection with our construction and sales activities. All of these regulations have increased the cost to produce and market our products, and in some instances, have delayed our developers' ability to deliver finished lots to us. Counties and cities in which we build homes have at times declared moratoriums on the issuance of building permits and imposed other restrictions in the areas in which sewage treatment facilities and other public facilities do not reach minimum standards. In addition, our homebuilding operations are regulated in certain areas by restrictive zoning and density requirements that limit the number of homes that can be built within the boundaries of a particular area. To date, restrictive zoning laws and the imposition of moratoriums have not had a material adverse effect on our construction activities.

Competition and Market Factors

The housing industry is highly competitive. We compete with numerous homebuilders of varying size, ranging from local to national in scope, some of which have greater financial resources than we do. We also face competition from the home resale market. Our homebuilding operations compete primarily on the basis of price, location, design, quality, service and reputation. Historically, we have been one of the market leaders in each of the markets where we build homes.

The housing industry is cyclical and is affected by consumer confidence levels, prevailing economic conditions and interest rates. Other factors that affect the housing industry and the demand for new homes include: the availability and the cost of land, labor and materials; changes in consumer preferences; demographic trends; and the availability of mortgage finance programs. See "Risk Factors" in Item 1A of this Form 10-K for additional information regarding these risks.

We Additionally, we are dependent upon building material suppliers for a continuous flow of raw materials. Whenever possible, we utilize standard products available from multiple sources. In the past, such raw materials have been generally available to us in adequate supply. However, supply, however, increased construction activity and demand for building materials coupled with the ongoing effects of the COVID-19 pandemic, led could lead to supply chain disruptions and longer construction cycle times during 2021 and 2022. During 2023, we began to see improvements disruptions. See "Risk Factors" in our supply chains and in turn improvement in our construction cycle times. Item 1A of this Form 10-K for additional information regarding these risks.

Mortgage Banking

We provide a number of mortgage related services to our homebuilding customers through our mortgage banking operations. Our mortgage banking operations also include separate subsidiaries that broker title insurance and perform title searches in connection with mortgage loan closings for which they receive commissions and fees. Because NVRM originates mortgage loans almost exclusively for our homebuilding customers, NVRM is dependent on our homebuilding segment. In 2023, 2024, NVRM closed approximately 17,300 loans with an aggregate principal amount of approximately \$6.3 billion as compared to approximately 15,900 loans with an aggregate principal amount of approximately \$5.7 billion as compared to approximately 17,000 loans with an aggregate principal amount of approximately \$6.3 billion in 2022, 2023. NVRM's mortgage loans in process that had not closed had an aggregate principal balance of approximately \$2.9 billion as of both December 31, 2024 and December 31, 2023 compared to approximately \$2.5 billion as of December 31, 2022.

NVRM sells almost all of the mortgage loans it closes to investors in the secondary markets primarily on a servicing released basis, typically within 30 days from the loan closing. NVRM is an approved seller/servicer for Fannie Mae ("FNMA") and Freddie Mac ("FHLMC") mortgage loans and an approved seller/issuer/servicer of Ginnie Mae ("GNMA"), Department of Veterans Affairs ("VA") and Federal Housing Administration ("FHA") mortgage loans.

Regulation

NVRM is subject to the rules and regulations of FNMA, GNMA, FHLMC, VA and FHA. These rules and regulations restrict certain activities of NVRM. NVRM is currently eligible and expects to remain eligible to participate in such programs. In addition, NVRM is subject to regulation at the state and federal level, including regulations issued by the Consumer Financial Protection Bureau (the "CFPB") with respect to specific origination, selling and servicing practices.

Competition and Market Factors

NVRM's main competition comes from national, regional, and local mortgage bankers, mortgage brokers, credit unions and banks in each of these markets. NVRM competes primarily on the basis of customer service, variety of products offered, interest rates offered, prices of ancillary services and relative financing availability and costs.

Human Capital

As of December 31, 2024, we had approximately 7,000 full time employees, of whom approximately 5,930 worked in our homebuilding operations, and approximately 1,070 worked in our mortgage banking operations, compared to December 31, 2023, when we had approximately 6,300 full time employees, of whom approximately 5,300 worked in our homebuilding operations, and approximately 1,000 worked in our mortgage banking operations, compared to December 31, 2022, when we had approximately 6,550 full time employees, of whom approximately 5,500 worked in our homebuilding operations, and approximately 1,050 worked in our mortgage banking operations. None of our employees are covered by collective bargaining agreements.

Our employees are our most important asset. We are committed to continually developing an inclusive culture that attracts a diverse workforce and enables them to contribute to the success of the company by emphasizing their unique perspectives and backgrounds. All of our employees must adhere to our code of ethics and standards of business conduct that sets standards for appropriate behavior in the workplace. Our compensation philosophy has been consistent for over 25 30 years and is designed to motivate and retain highly qualified and experienced employees.

We provide tools for the advancement of our employees by offering training and development opportunities that align with each employee's responsibilities and career path. We strive to promote employees from within our workforce, as we believe this provides both long-term success and continuity to our operations and growth for our employees. Our focus is demonstrated by the tenure of our executives and our regional and division leaders.

Available Information

We file annual, quarterly and current reports, proxy statements and other information with the Securities and Exchange Commission (the "SEC"). These filings are available to the public over the internet at the SEC's website at www.sec.gov.

Our principal internet website can be found at www.nvrinc.com. We make available free of charge on or through our website, access to our annual report on Form 10-K, quarterly reports on Form 10-Q, current reports on Form 8-K, and amendments to those reports as soon as reasonably practicable after such material is electronically filed, or furnished, to the SEC.

Our website also includes a corporate governance section which contains our Corporate Governance Guidelines (which includes our Directors' Independence Standards), Code of Ethics and Standards of Business Conduct, Board Committee Charters, Policies and Procedures for the Consideration of Board of Director Candidates, and Policies and Procedures Regarding Communications with the NVR, Inc. Board of Directors, the Independent Lead Director and the Non-Management Directors as a Group.

Forward-Looking Statements

Some of the statements in this Form 10-K, as well as statements made by us in periodic press releases or other public communications, constitute "forward-looking statements" within the meaning of the Private Securities Litigation Reform Act of 1995, Section 27A of the Securities Act of 1933, as amended, and Section 21E of the Securities Exchange Act of 1934, as amended. Certain, but not necessarily all, of such forward-looking statements can be identified by the use of forward-looking terminology, such as "believes," "expects," "may," "will," "should," "could," or "anticipates" or the negative thereof or other comparable terminology. All statements other than of historical facts are forward looking statements. Forward-looking statements contained in this document include those regarding market trends, our financial position and financial results, business strategy, the outcome of pending litigation, investigations or similar contingencies, projected plans and objectives of management for future operations. Such forward-looking statements involve known and unknown risks, uncertainties and other factors that may cause our actual results or performance to be materially different from future results, performance or achievements expressed or implied by the forward-looking statements. Such risk factors include, but are not limited to the following: general economic and business conditions (on both a national and regional level); interest rate changes; access to suitable financing by us and our customers; increased regulation in the mortgage banking industry; the ability of our mortgage banking subsidiary to sell loans it originates into the secondary market; competition; the availability and cost of land and other raw materials used by us in our homebuilding operations; shortages of labor; the economic impact of a major epidemic or pandemic; weather related slow-downs; building moratoriums; governmental regulation; fluctuation and volatility of stock and other financial markets; mortgage financing availability; and other factors over which we have little or no control. control as well as risks and uncertainties identified under Item 1A "Risk Factors" and Item 7 "Management's Discussion and Analysis of Financial Condition and Results of Operations." We undertake no obligation to update such forward-looking statements except as required by law.

Item 1A. Risk Factors.

Our business is affected by the risks generally incident to the residential construction business, including, but not limited to:

- actual and expected direction of changes in interest rates, which affect the availability of mortgage financing for potential purchasers of homes;
- the availability of adequate land in desirable locations on favorable terms;
- employment levels, consumer confidence and spending and unexpected changes in customer preferences; and
- changes in the national economy and in the local economies of the markets in which we operate.

All of these risks are discussed in detail below.

Business and Industry Risks

An economic downturn or decline in economic conditions could adversely affect our business and our results of operations.

Demand for new homes is sensitive to economic changes driven by conditions such as employment levels, job growth, and consumer confidence, inflation and interest rates, confidence. If the housing industry economy suffers a downturn, our sales may decline which could have a material adverse effect on our profitability, stock performance, ability to service our debt obligations and future cash flows.

Interest rate movements, inflation and other economic factors can negatively impact our business.

High rates of inflation generally affect the homebuilding industry adversely because of their adverse impact on interest rates, rates and costs. High interest rates not only increase the cost of borrowed funds to homebuilders and developers but also have a significant adverse effect on housing demand and on the affordability of permanent mortgage financing to prospective purchasers, purchasers and the demand for housing. We are also subject to potential volatility in the price of commodities that impact costs of

materials used in our homebuilding business. Increases in prevailing interest rates could have a material adverse effect on our sales, profitability, stock performance, ability to service our debt obligations and future cash flows.

Our financial results also are affected by the risks attributable to our mortgage banking business including interest rate levels, the impact of government regulation on mortgage loan originations and servicing and the need to issue forward commitments to fund and sell mortgage loans. Our homebuilding customers account for almost all of our mortgage banking business. The volume of our continuing homebuilding operations therefore affects our mortgage banking business.

Our mortgage banking business is also affected by interest rate fluctuations. We also may experience secondary marketing losses resulting from daily movements in interest rates to the extent we are unable to match interest rates and amounts on loans we have committed to originate with forward commitments from third parties to purchase such loans. Volatility in interest rates may have a material adverse effect on our mortgage banking revenue, profitability, stock performance, ability to service our debt obligations and future cash flows.

Our financial results also are affected by other risks attributable to our mortgage banking business, including the impact of government regulation on mortgage loan originations and servicing and the need to issue forward commitments to fund and sell mortgage loans. Our homebuilding customers account for all of our mortgage banking business. The volume of our continuing homebuilding operations therefore affects our mortgage banking business.

Our operations may also be adversely affected by other economic factors within our markets such as negative changes in employment levels, job growth, wage growth, consumer confidence and household formation and availability of mortgage financing, one or all of which could result in reduced demand or price depression from current levels. Such negative trends could have a material adverse effect on homebuilding operations.

These factors and thus, the homebuilding and mortgage banking businesses, have at times in the past been cyclical in nature. Any downturn in the national economy or the local economies of the markets in which we operate could have a material adverse effect on our sales, profitability, stock performance and ability to service our debt obligations.

Because almost all of our customers require mortgage financing, limited availability of suitable mortgage financing could impair the affordability of our homes, lower demand for our products, and limit our ability to fully deliver increase cancellation of homes in our backlog.

Our business and earnings depend on the ability of our potential customers to obtain mortgages for the purchase of our homes. In addition, many of our potential customers must sell their existing homes in order to buy a home from us. The tightening of credit standards and limited availability of suitable mortgage financing could prevent customers from buying our homes and could prevent buyers of our customers' homes from obtaining mortgages they need to complete that purchase, either of which could result in potential customers' inability to buy a home from us. If potential customers or the buyers of our customers' current homes are not able to obtain suitable mortgage financing, the result could have a material adverse effect on our sales, profitability, stock performance, ability to service our debt obligations and future cash flows.

If our ability to sell mortgages to investors is impaired, we may be required to fund these commitments ourselves, or we may not be able to originate loans at all.

Our mortgage banking business sells all of the loans it originates into the secondary market, usually within 30 days from the date of closing, and has up to \$150 million available under a repurchase agreement to fund mortgage closings. See "Management's Discussion and Analysis of Financial Condition and Results of Operations – Liquidity and Capital Resources" in Item 7 of this Form 10-K for more information about the repurchase agreement. In the event that disruptions to the secondary markets tighten or eliminate the available liquidity within for mortgage loans in the secondary markets, for mortgage loans, or the underwriting requirements by our secondary market investors continue to become more stringent, our ability to sell future mortgages could decline and we could be required, among other things, to fund our commitments to our buyers with our own financial resources, which is are limited, or require our home buyers to find another source of financing. The result of such secondary market disruption could have a material adverse effect on our sales, profitability, stock performance, ability to service our debt obligations and future cash flows.

If the market value of our inventory or controlled lot position declines, our profit could decrease and we may incur losses.

Inventory risk can be substantial for homebuilders. The market value of building lots and housing inventories can fluctuate significantly as a result of changing market conditions. In addition, inventory carrying costs can be significant and can result in losses in a poorly performing community or market. We must continuously acquire lots for expansion into new markets as well as for replacement and expansion within our current markets, which we generally accomplish by entering into LPAs and paying forfeitable deposits under the LPAs to developers for the contractual right to acquire the lots. In the event of adverse changes in economic, market or community conditions, we may cease further building activities in certain communities or restructure existing LPAs, resulting in forfeiture of some or all of any remaining land contract deposit paid to the developer. We may also have significant impairments of land under development. The forfeiture of land contract deposits or inventory impairments may result in a loss that could have a material adverse effect on our profitability, stock performance, ability to service our debt obligations and future cash flows.

We face competition in our homebuilding and mortgage banking operations.

The homebuilding industry is highly competitive. We compete with numerous homebuilders of varying size, ranging from local to national in scope, some of whom have greater financial resources than we do. We face competition:

- for suitable and desirable lots at acceptable prices;
- from selling incentives offered by competing builders within and across developments; and
- from the existing home resale market.

Our homebuilding operations compete primarily on the basis of price, location, design, quality, service and reputation.

The mortgage banking industry is also competitive. Our main competition comes from national, regional and local mortgage bankers, credit unions, banks and mortgage brokers in each of these markets. Our mortgage banking operations compete primarily on the basis of customer service, variety of products offered, interest rates offered, prices of ancillary services and relative financing availability and costs.

We might not be able to continue to compete successfully in our homebuilding or mortgage banking operations. An inability to effectively compete may operations, which could have an adverse impact on our sales, profitability, stock performance, ability to service our debt obligations and future cash flows.

Our Any inability to secure and control an adequate inventory of lots could adversely impact our operations.

The results of our homebuilding operations depend upon our continuing ability to control an adequate number of homebuilding lots in desirable locations. There can be no assurance that an adequate supply of building lots will continue to be available to us on terms similar to those available in the past, or that we will not be required to devote a greater amount of capital to controlling building lots than we have historically. An insufficient supply of building lots in one or more of our markets, an inability of our developers to deliver finished lots in a timely fashion, **due to their inability to secure financing to fund development activities or for other reasons**, or our inability to purchase or finance building lots on reasonable terms could have a material adverse effect on our sales, profitability, stock performance, ability to service our debt obligations and future cash flows.

A shortage of building materials or labor, or increases in materials or labor costs may adversely impact our operations.

The homebuilding business has from time to time experienced building material and labor shortages, including fluctuating lumber prices and supply. In addition, strong construction market conditions could restrict the labor force available to our subcontractors and us in one or more of our markets. **We may also be adversely impacted by governmental policy initiatives which could impact housing demand or construction costs.** Significant increases in costs resulting from these **shortages, market conditions**, or delays in construction of homes, could have a material adverse effect on our sales, profitability, stock performance, ability to service our debt obligations and future cash flows.

We rely on subcontractors to construct our homes. The failure of our subcontractors to properly construct our homes may be costly.

We engage subcontractors to perform the actual construction of our homes. Despite our quality control efforts, we may discover that our subcontractors have engaged in improper construction practices. The occurrence of such events could require us to repair the homes in accordance with our standards and as required by law. The cost of satisfying our legal obligations in these instances may be significant, and we may be unable to recover the cost of repairs from subcontractors, suppliers and insurers.

Product liability litigation and warranty claims may adversely impact our operations.

Construction defect and home warranty claims are common and can represent a substantial risk for **the our homebuilding industry operations**. The cost of insuring against construction defect and product liability claims, as well as the claims themselves, can be high. In addition, insurance companies limit coverage offered to protect against these claims. Further restrictions on coverage availability, or significant increases in premium costs or claims, could have a material adverse effect on our financial results.

We are subject to litigation proceedings that could harm our business if an unfavorable ruling were to occur.

From time to time, we are involved in litigation and other legal proceedings relating to claims arising from our operations in the normal course of business. As described in, but not limited to, Item 3, "Legal Proceedings" of this Form 10-K, we are currently subject to certain legal proceedings. Litigation is subject to inherent uncertainties, and unfavorable rulings may occur. These or other litigation or legal proceedings could materially affect our ability to conduct our business in the manner that we expect or otherwise adversely affect us should an unfavorable ruling occur.

If the underwriting quality of our mortgage originations is found to be deficient, our profit could decrease and we may incur losses.

We originate several different loan products to our customers to finance the purchase of their home. We sell all of the loans we originate into the secondary mortgage market, generally within 30 days from the date of closing. All of the loans that we originate are underwritten to the standards and specifications of the ultimate investor. Insofar as we underwrite our originated loans to those standards, we bear no increased concentration of credit risk from the issuance of loans, except in certain limited instances where repurchases or early payment defaults occur. In the event that a substantial number of the loans that we have originated fall into default and the investors to whom we sold the loans determine that we did not underwrite the loans in accordance with their requirements, we could be required to repurchase the loans from the investor or indemnify the investor for any losses incurred. Any resulting losses could have a material adverse effect on our profitability, stock performance, ability to service our debt obligations and future cash flows.

We may be subject to claims on mortgage loans sold to third parties.

Our mortgage banking operations may be responsible for losses associated with mortgage loans originated and sold to investors in the event of errors or omissions relating to certain representations and warranties that the loans sold meet certain requirements, including representations as to underwriting standards, the type of collateral, the existence of private mortgage insurance, and the validity of certain borrower representations in connection with the loan. The resolution of claims related to alleged breaches of these representations and warranties and repurchase claims could have a material adverse effect on our financial condition, cash flows and results of operations and could result in losses that exceed existing estimates and accruals. Because of the uncertainties inherent in estimating these matters, there can be no assurance that any amounts reserved will be adequate or that any potential inadequacies will not have a material adverse effect on our results of operations.

The loss of key personnel could adversely impact our business.

We rely on our key personnel to effectively operate and manage our business. Specifically, our future success depends heavily on the performance of our senior management team. Our business may be adversely affected if we are unable to retain key personnel or attract qualified personnel to manage our business.

Our failure to maintain the security of Cybersecurity incidents affecting our electronic and other confidential information could expose us to liability and materially adversely affect our financial condition and results of operations.

Privacy, security, and compliance concerns have continued to increase as technology has evolved. As part of our normal business activities, we collect and store certain confidential information, including personal information of homebuyers/borrowers and information about employees, vendors and suppliers, some of which is processed and stored on third party vendor platforms. This information is entitled to protection under a number of federal and state laws. We may share some of this information with vendors who assist us with certain aspects of our business, particularly our mortgage and title businesses.

We have implemented systems and processes intended to secure our information technology systems and prevent unauthorized access to or loss of sensitive, confidential and personal data, including through the use of encryption and authentication technologies. Additionally, we have continued to elevate our monitoring capabilities to enhance early detection and rapid response to potential security anomalies. Our management team regularly reviews our response readiness and completes tabletop exercises on potential cybersecurity **breaches incidents** with the assistance of a third party cybersecurity consultant. We also require employees to complete training sessions regarding matters such as cybersecurity threats and data protection on a regular basis. These security measures may not be sufficient for all possible occurrences and **our information technology systems may be remain** vulnerable to hacking, employee error, malfeasance, system error, faulty password management or other irregularities. Further, development and maintenance of these measures are costly and require ongoing monitoring and updating as technologies change and efforts to overcome security measures become increasingly sophisticated.

Our failure to maintain the security of the data we are required to protect, including via the penetration of our network security and the misappropriation of confidential and personal information, could result in business disruption, damage to our reputation, financial obligations to third parties, fines, penalties, regulatory proceedings and private litigation with potentially large costs, and also in deterioration in customers' confidence in us and other competitive disadvantages, and thus could have a material adverse effect on our sales, profitability, stock performance, ability to service our debt obligations and future cash flows.

Volatility in the credit and capital markets may impact our ability to access necessary financing.

If we require working capital greater than that provided by our operations and our credit facility, we may be required to seek to increase the amount available under the facility or seek alternative financing, which might not be available on terms that are favorable or acceptable. If we are required to seek financing to fund our working capital requirements, volatility in credit or capital markets may restrict our flexibility to access financing. If we are at any time unsuccessful in obtaining sufficient capital to fund our planned homebuilding expenditures, we may experience a substantial delay in the completion of homes then under construction, or we may be unable to control or purchase finished building lots. Any delay could result in cost increases and could have a material adverse effect on our sales, profitability, stock performance, ability to service our debt obligations and future cash flows.

Our mortgage banking operations depend in part on the availability, cost and other terms of mortgage financing facilities, and may be adversely affected by any shortage or increased cost of such financing. Additional or replacement financing might not be available on terms that are favorable or acceptable. Our mortgage banking operations are also dependent upon the securitization market for mortgage-backed securities, and could be materially adversely affected by any fluctuation or downturn in such market.

Our current indebtedness may impact our future operations.

As of **December 31, 2023** **December 31, 2024** we had \$900 million in senior notes outstanding. Our existing indebtedness contains restrictive covenants and any future indebtedness may also contain such covenants. These covenants include, or could include, restrictions on our ability to create, incur, assume or guarantee secured debt, enter into sale and leaseback transactions and conditions related to mergers and/or the sale of assets. Substantial losses by us or other action or inaction by us or our subsidiaries could result in the violation of one or more of these covenants, which could result in decreased liquidity or a default on our current or future indebtedness, thereby having a material adverse effect on our sales, profitability, stock performance, ability to service our debt obligations and future cash flows.

Regulatory Risk

Government regulations and environmental matters could negatively affect our operations.

We are subject to various local, state and federal statutes, ordinances, rules and regulations concerning zoning, building design, construction and similar matters, including local regulations that impose restrictive zoning and density requirements in order to limit the number of homes that can **eventually** be built within the boundaries of a particular area. These regulations may further increase the cost to produce and market our products. In addition, we have from time to time been subject to, and may also be subject in the future to, periodic delays in our homebuilding projects due to building moratoriums in the areas in which we operate or delays in receiving the necessary governmental approvals. Changes in regulations that restrict homebuilding activities in one or more of our principal markets could have a material adverse effect on our sales, profitability, stock performance, ability to service our debt obligations and future cash flows.

In addition, new housing developments are often subject to various assessments or impact fees for schools, parks, streets, highways and other public improvements. The cost of these assessments is subject to substantial change and could cause increases in the construction cost of our homes, which, in turn, could reduce our profitability.

We are also subject to a variety of local, state and federal statutes, ordinances, rules and regulations concerning the protection of health and the environment. We are subject to a variety of environmental conditions that can affect our business and our homebuilding projects. The particular environmental laws that apply to any given homebuilding site vary greatly according to the location and environmental condition of the site and the present and former uses of the site and adjoining properties. Environmental laws and conditions may result in delays, cause us to incur substantial compliance and other costs, or prohibit or severely restrict homebuilding activity in certain environmentally sensitive regions or areas.

In recent years, an increasing number of state and **Federal federal** regulations have been enacted or proposed to reduce the impact of greenhouse gas emissions and other human activities on climate change. Some of this legislation relates to matters such as restrictions and reporting on carbon dioxide emissions and higher building code energy efficiency standards. The impact of such restrictions and requirements on us and our suppliers could increase our operating and compliance costs, as well as the cost of raw materials used in the building process. Higher operating costs could result in us having to increase our home prices to a level that may adversely affect our sales or, if we are unable to increase prices, negatively impact our profitability.

Increased regulation of the mortgage industry could harm our future sales and earnings.

The mortgage industry is subject to regulation at the federal, state and local level. Potential changes to federal laws and regulations could have the effect of limiting the activities of FNMA, GNMA and FHLMC, the entities that provide liquidity to the secondary mortgage market, which could lead to increases in mortgage interest rates. Tighter underwriting requirements and fee restrictions and the increasingly complex regulatory environment may negatively impact our mortgage loan origination business in the form of lower demand, decreased revenue and increased operating costs.

We are an approved seller/servicer of FNMA and FHLMC mortgage loans and an approved seller/issuer/servicer of GNMA, VA and FHA mortgage loans, and are subject to all of those agencies' rules and regulations. Any significant impairment of our eligibility to sell/service these loans could have a material adverse impact on our mortgage operations. In addition, we are subject to regulation at the state and federal level with respect to specific origination, selling and servicing practices including the Real Estate Settlement and Protection Act. Adverse changes in governmental regulation may have a negative impact on our mortgage loan origination business.

Risks Related to Other External Risks

Health epidemics, including the recent COVID-19 pandemic, have had, and could in the future have, an adverse impact on our business and operations, and the markets, states and local communities in which we operate.

Our business and operations could be adversely affected by health epidemics, impacting the markets, states and local communities in which we operate. The recent COVID-19 pandemic had a significant impact on our operations and supply chains.

There is no guarantee that a future health epidemic will not occur, which could result in uncertainty regarding governmental actions that may occur, and the effects of economic relief efforts on the U.S. economy, either of which could be potential disruptors to our business. Over the long term, these disruptions could lower demand for our products, impair our ability to sell and/or build homes in our normal manner, increase our losses on contract land deposits, and negatively impact our lending and secondary mortgage market activities. These developments and other consequences of an outbreak could materially and adversely affect our operations, profitability and cash flows.

Weather-related and other events beyond our control may adversely impact our operations.

Extreme weather or other events, such as significant hurricanes, tornadoes, earthquakes, forest fires, floods, snowfalls, terrorist attacks or war may affect our markets, our operations and our profitability. These events may impact our physical facilities or those of our suppliers or subcontractors and our housing inventories, causing us material increases in costs, or delays in construction of homes. In addition, demand severe weather conditions and natural disasters may increase the cost of homeowner's insurance or potentially reduce insurance availability which could be negatively impacted impact demand in certain of our markets perceived to be more vulnerable to increased severe weather events and other impacts of climate change.

Our continued success is dependent on positive perceptions of us and our brands which, if eroded, could adversely affect our business and our relationships with our customers.

We believe that one of the reasons our customers buy from us, our employees choose NVR as a place of employment, and our vendors choose to do business with us is the reputation we have built over many years. To be successful in the future, we must continue to preserve our reputation. Reputational value is based in large part on perceptions, and broad access to social media makes it easy for anyone to provide public feedback that can influence perceptions of the brands under which we do business. It may be difficult to control negative publicity, regardless of whether it is accurate. While reputations may take decades to build, negative incidents can quickly erode trust and confidence, could damage our reputation, reduce the demand for our homes or negatively impact the morale and performance of our employees, all of which could adversely affect our business.

Item 1B. Unresolved Staff Comments.

None.

Item 1C. Cybersecurity.

Risk Management and Strategy.

We have implemented systems and processes intended to secure our information technology systems and prevent unauthorized access to or loss of sensitive, confidential and personal data. These processes are implemented and overseen primarily by our Chief Information Officer (CIO) and Chief Information Security Officer (CISO). Our CIO has over 35 years of experience and in his 19 20 years at NVR has been responsible for the implementation and modernization of many of our key technologies across the enterprise. Our CISO has over 25 years of experience in information technology architecture, including over 17 18 years with NVR in progressively more senior information security roles.

Significant information technology processes that have been implemented include:

- vulnerability management to help ensure security updates are effectively applied,
- utilization of encryption and multi-factor authentication technologies to protect company data,
- regular required training for all employees with systems access regarding matters such as cybersecurity threats and data protection, and utilization of simulated phishing tests to increase security awareness,
- regular review of third-party service providers, including review of their system and organization controls (SOC) reports,
- enhanced monitoring capabilities for early detection and rapid response to potential security anomalies,
- documented incident response readiness process updated annually,
- completion of tabletop exercises on potential cybersecurity breaches with the assistance of a third-party cybersecurity consultant, and
- regular review of information technology disaster recovery and business continuity processes to help ensure the ability to resume work after an incident.

Review of these processes has been incorporated into our annual risk assessment and internal audits of controls performed by our Internal Audit department. Results of these audits are reported to the Audit Committee by our Vice President of Internal Audit and Corporate Governance.

As previously discussed in Item 1A of this Form 10-K "Risk Factors", failure to maintain the security of the data we are required to protect could have a material adverse effect on our operations and financial results. We currently do not believe that any current cybersecurity threats have materially affected, or are reasonably likely to materially affect, our business strategy, results of operations or financial condition.

Governance

Our Audit Committee is required under its charter to periodically review our data privacy and information security programs. Our Audit Committee assists our Board in oversight and monitoring of our cybersecurity processes, including systems to collect and store confidential information, ongoing initiatives, current threats and our response readiness to cybersecurity attacks.

Our CIO and CISO communicate directly with members of the Audit Committee and Board of Directors on cybersecurity matters. In 2023, 2024, our CIO and CISO presented updates on our cybersecurity initiatives quarterly; twice to our Audit Committee and twice to our full Board.

Item 2. Properties.

Our corporate offices are located in Reston, Virginia, where we currently lease approximately 61,000 square feet of office space. The current corporate office lease expires in April 2026.

In connection with both our homebuilding and mortgage banking businesses, we also lease office space in multiple locations for homebuilding divisional offices and mortgage banking and title services branches under leases expiring at various times through 2030, none of which are individually material to our business.

In connection with the operation of the homebuilding business, we lease production facilities in the following seven nine locations: Thurmont, Maryland; Burlington County, New Jersey; Farmington, New York; Kings Mountain, North Carolina; Darlington, Pennsylvania; Portland, Tennessee; Richmond, Virginia; Fayetteville, North Carolina and Richmond, Virginia. Lavonia, Georgia. These facilities range in size from approximately 40,000 square feet to 400,000 square feet and total approximately one 1.5 million square feet. Each of these leases contains various options for extensions of the lease and for the purchase of the facility. Additionally, certain facility leases have early termination options. These leases currently expire between 2027 and 2040. We have entered into lease agreements for new The leases on the production facilities in Fayetteville, North Carolina and Lavonia, Georgia, Georgia commenced in 2024. The Fayetteville facility will be is approximately 145,000 square feet with a lease term of 10 years, from the commencement date, which contains an option for three, five-year extensions. The Lavonia facility is expected to be in the first quarter approximately 170,000 square feet with a lease term of 2024, 15 years, and contains an option for three five year four, five-year extensions. In 2024 we entered into an agreement to lease a new facility in Haines City, FL which is expected to commence at the end of 2025. The Lavonia Haines City facility will be approximately 170,000 174,000 square feet with a lease term of 15 years from the commencement date which is expected to be later in 2024, and contains an option for four five, year five-year extensions. In addition, we own a production facility of approximately 100,000 square feet in Dayton, Ohio. Our plant utilization was 56% 49% and 58% 56% of total capacity in 2023 2024 and 2022, 2023, respectively.

We anticipate that, upon expiration of existing production facility and office leases, we will be able to renew them or obtain comparable facilities on terms acceptable to us.

Item 3. Legal Proceedings.

We are involved in various litigation matters arising in the ordinary course of business. In the opinion of management, and based on advice of legal counsel, these matters are not expected to have a material adverse effect on our financial position, results of operations or cash flows. Legal costs incurred in connection with outstanding litigation matters are expensed as incurred.

Item 4. Mine Safety Disclosures.

Not applicable.

PART II

Item 5. Market for Registrant's Common Equity, Related Stockholder Matters and Issuer Purchases of Equity Securities.

Our shares of common stock are listed and principally traded on the New York Stock Exchange under the trading symbol "NVR." As of the close of business on February 12, 2024 February 10, 2025, there were 158 151 shareholders of record of our common stock.

We have never paid a cash dividend on our shares of common stock and have no current intention to do so in the future.

During the quarter ended December 31, 2023 December 31, 2024, we fully utilized the remaining amount available under a \$500 million had two share repurchase authorization that was publicly announced on August 2, 2023, authorizations outstanding. On November 9, 2023 May 7, 2024 and December 11, 2024, we publicly announced that our Board of Directors had approved a new repurchase authorization authorizations in the amount of up to \$750 million, per authorization. Each share repurchase authorization authorized the repurchase of our outstanding common stock in one or more open market and/or privately negotiated transactions, with no expiration date. In addition, the repurchase authorizations specifically prohibit us from purchasing shares from our officers, directors, Profit Sharing Plan Trust or Employee Stock Ownership Plan Trust. Repurchase activity is conducted pursuant to publicly announced Board authorizations, and is typically executed in accordance with the safe-harbor provisions of Rule 10b-18 and Rule 10b5-1 promulgated under the Securities Exchange Act of 1934, as amended. The following table provides information regarding common stock repurchases during the quarter ended December 31, 2023 December 31, 2024:

Period	Total Number of Shares Purchased	Average Price Paid per Share	Total Number of Shares Purchased as Part of Publicly Announced Plans or Programs	Approximate Dollar Value of Shares that May Yet Be Purchased Under the Plans or Programs (in thousands)
October 1 - 31, 2023	32,486	\$ 5,984.32	32,486	\$ 17,891
November 1 - 30, 2023	—	\$ —	—	\$ 767,891
December 1 - 31, 2023 (1)	14,262	\$ 6,452.19	14,262	\$ 675,870
Total	46,748	\$ 6,127.06	46,748	

Period	Total Number of Shares Purchased	Average Price Paid per Share	Total Number of Shares Purchased as Part of Publicly Announced Plans or Programs	Approximate Dollar Value of Shares that May Yet Be Purchased Under the Plans or Programs (in thousands)
October 1 - 31, 2024	3,275	\$ 9,471.88	3,275	\$ 651,486
November 1 - 30, 2024	18,731	\$ 9,067.83	18,731	\$ 481,637
December 1 - 31, 2024	42,210	\$ 8,610.39	42,210	\$ 868,192
Total	64,216	\$ 8,787.75	64,216	

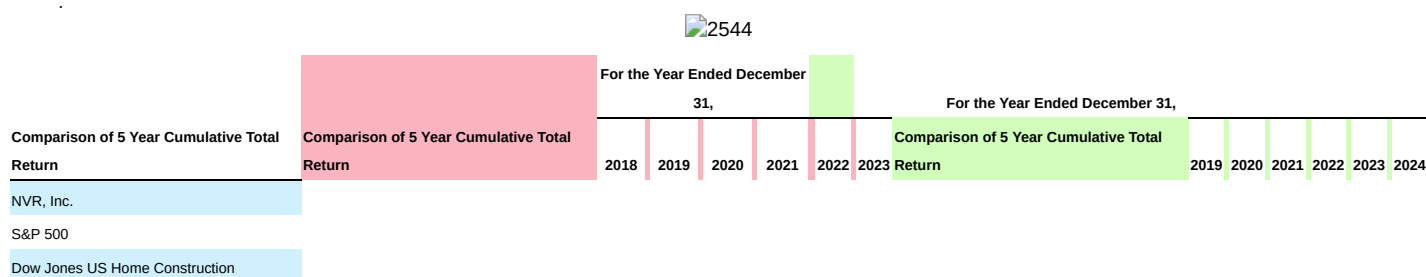
(1) Of the shares repurchased in December 2023, 2,823 shares were repurchased under the August 2, 2023 authorization, which fully utilized the August 2023 authorization. The remaining 11,439 shares were repurchased under the November 9, 2023 share repurchase authorization.

On February 14, 2024, the Board of Directors approved an additional repurchase authorization of up to an aggregate of \$750 million with terms and conditions consistent with our prior authorizations. The repurchase authorization does not have an expiration date.

The information required by this item with respect to securities authorized for issuance under equity compensation plans is provided under Item 12 of this Form 10-K.

STOCK PERFORMANCE GRAPH

The following graph compares the cumulative total return to holders of our common stock since December 31, 2018 December 31, 2019 with the Dow Jones US Home Construction Index and the S&P 500 Index for that same period, assuming that \$100 was invested in NVR stock and the indices on December 31, 2018 December 31, 2019.



Item 6. Reserved.

Item 7. Management's Discussion and Analysis of Financial Condition and Results of Operations.

(dollars in thousands, except per share data)

Results of Operations

This section of this Form 10-K generally discusses 2024 and 2023 items and year-to-year comparisons between 2024 and 2023. Discussions of 2022 items and year-to-year comparisons between 2023 and 2022. Discussions of 2021 items and year-to-year comparisons between 2022 and 2021 that are not included in this Form 10-K can be found in "Management's Discussion and Analysis of Financial Condition and Results of Operations" in Part II, Item 7 of our Annual Report on Form 10-K for the fiscal year ended December 31, 2022 December 31, 2023.

Overview

Business Environment and Current Outlook

In 2023, housing demand improved as Demand for new homes weakened during the rapid rise in fourth quarter of 2024, due to rising mortgage interest rates during 2022 began and continued affordability issues attributable to stabilize and homebuyers adjusted to the higher high mortgage interest rate environment. In addition, new rates and home prices. New home demand was continues to be favorably impacted by a limited, but increasing, supply of inventory homes in the resale market. Despite this increased demand, market; however, we expect that affordability continues to be a challenge as the higher rates coupled with higher home prices led to housing affordability reaching a 35-year low during 2023. Interest issues, inflationary pressures, interest rate volatility and economic uncertainty are expected to may continue to impact the housing market in 2024. As a result, we expect to face continued margin pressure as we adjust our product offering and positioning to meet market weigh on future demand. We also expect continued

margin pressure from higher to continue to face cost pressures related to building materials, labor and land costs. The supply chain disruptions experienced in costs which we expect will impact profit margins based on our ability to manage these costs while balancing sales pace and home prices. Although we are unable to predict the prior year have mostly subsided, extent to which this will impact our operational and our construction cycle times have improved. We financial performance, we believe that we are well positioned to take advantage of opportunities that may arise from future economic and homebuilding market volatility due to the strength of our balance sheet and our disciplined lot acquisition strategy.

Business

Our primary business is the construction and sale of single-family detached homes, townhomes and condominium buildings, all of which are primarily constructed on a pre-sold basis. To fully serve customers of our homebuilding operations, we also operate a mortgage banking and title services business. We primarily conduct our operations in mature markets. Additionally, we generally grow our business through market share gains in our existing markets and by expanding into markets contiguous to our current active markets. Our four homebuilding reportable segments consist of the following regions:

Mid Atlantic:	Maryland, Virginia, West Virginia, Delaware and Washington, D.C.
North East:	New Jersey and Eastern Pennsylvania
Mid East:	New York, Ohio, Western Pennsylvania, Indiana and Illinois
South East:	North Carolina, South Carolina, Georgia, Florida, Tennessee and Tennessee Kentucky

Our lot acquisition strategy is predicated upon avoiding the financial risks associated with direct land ownership and development. We generally do not engage in land development (see discussion below of our land development activities). Instead, we typically acquire finished lots from various third party land developers pursuant to LPAs. These LPAs require deposits, typically ranging up to 10% of the aggregate purchase price of the finished lots, in the form of cash or letters of credit that may be forfeited if we fail to perform under the LPA. This strategy has allowed us to maximize inventory turnover, which we believe enables us to minimize market risk and to operate with less capital, thereby enhancing rates of return on equity and total capital.

In addition to constructing homes primarily on a pre-sold basis and utilizing what we believe is a conservative lot acquisition strategy, we focus on obtaining and maintaining a leading market position in each market we serve. This strategy allows us to gain valuable efficiencies and competitive advantages in our markets, which we believe contributes to minimizing the adverse effects of regional economic cycles and provides growth opportunities within these markets. Our continued success is contingent upon our ability to control an adequate supply of finished lots on which to build.

In limited specific strategic circumstances, we deviate from our historical lot acquisition strategy and engage in joint venture arrangements with land developers or directly acquire raw ground already zoned for its intended use for development. Once we acquire control of raw ground, we determine whether to sell the raw parcel to a developer and enter into an LPA with the developer to purchase the finished lots or to hire a developer to develop the land on our behalf. While joint venture arrangements and direct land development activity are not our preferred method of acquiring finished building lots, we may enter into additional transactions in the future on a limited basis where there exists a compelling strategic or prudent financial reason to do so. We expect, however, to continue to acquire substantially all of our finished lot inventory using LPAs with forfeitable deposits.

As of December 31, 2023 December 31, 2024, we controlled approximately 141,500 162,400 lots as discussed below.

Lot Purchase Agreements ("LPAs")

We controlled approximately 134,900 155,000 lots under LPAs with third parties through deposits in cash and letters of credit totaling approximately \$617,000 \$764,900 and \$7,700, \$8,700, respectively. Included in the number of controlled lots are approximately 10,700 lots for which we have recorded a contract land deposit impairment reserve allowance of approximately \$53,400 \$58,600 as of December 31, 2023 December 31, 2024.

Joint Venture Limited Liability Corporations ("JVs")

We had an aggregate investment totaling approximately \$29,200 \$29,300 in four three JVs, expected to produce approximately 5,200 5,150 lots. Of the lots to be produced by the JVs, approximately 4,850 4,800 lots were controlled by us and approximately 350 lots were either under contract with unrelated parties or currently not under contract. We had additional funding commitments totaling approximately \$11,500 \$8,400 to one of the JVs at December 31, 2023 as of December 31, 2024.

Land Under Development

We owned land with a carrying value of approximately \$36,900 \$65,400 that we intend expect to develop be developed into approximately 1,750 2,600 finished lots. We had additional funding commitments of approximately \$1,600 under a joint development agreement related to one project, a portion of which we expect will be offset by development credits of approximately \$900.

See Notes 3, 4 and 5 to the consolidated financial statements included herein for additional information regarding LPAs, JVs and land under development, respectively.

Raw Land Purchase Agreements

In addition to the lots we currently control as discussed above, we have certain properties under contract with land owners that are expected to yield approximately 22,700 35,900 lots. Some of these properties may require rezoning or other approvals to achieve the expected yield. These properties are controlled with cash deposits and letters of credit totaling approximately \$13,000 and \$100, respectively, \$20,400 as of December 31, 2023 December 31, 2024, of which approximately \$3,800 \$8,400 is refundable if we do not perform under the contract. We generally expect to assign the raw land contracts to a land developer and simultaneously enter into an LPA with the assignee if the project is determined to be feasible.

Key Financial Results

Our consolidated revenues for the year ended December 31, 2023 December 31, 2024 totaled \$10,524,479, an increase of 11% from \$9,518,202 a decrease of 10% from \$10,526,434 in 2022 2023. Our net income for 2023 2024 was \$1,591,611, \$1,681,928, or \$463.31 \$506.69 per diluted share, decreases increases of 8% 6% and 6% 9%

compared to 2022 2023 net income and diluted earnings per share, respectively. Our homebuilding gross profit margin percentage was 23.7% in 2024 compared to 24.3% in 2023 compared to 25.8% in 2022. 2023. Settlements for the year ended December 31, 2023 December 31, 2024 totaled 20,662 22,836 units, a decrease an increase of 9% 11% from 2022. 2023. New orders, net of cancellations ("New Orders") during 2023 2024 were 21,729, 22,560, an increase of 13% 4% from 2022 2023 while our average New Order sales price decreased 3% increased 2% to \$448.4 \$457.7 in 2023, 2024. Our backlog of homes sold but not yet settled with the customer as of December 31, 2023 increased December 31, 2024 decreased on a unit basis by 12% 3% to 10,229 9,953 units and increased on a dollar basis by 10% 1% to \$4,756,926 \$4,791,870 when compared to December 31, 2022 December 31, 2023. Income before tax from our mortgage banking segment totaled \$132,793 \$154,935 in 2023, 2024, an increase of 9% 17% when compared to \$122,150 \$132,793 in 2022.

2023.

Homebuilding Operations

The following table summarizes the results of our consolidated homebuilding operations and certain operating activity for each of the last three years:

		Year Ended December 31,			Year Ended December 31,		
		2023	2022	2021	2024	2023	2022
Financial data:	Revenues						
	Revenues						
	Revenues						
	Cost of sales						
	Gross profit margin percentage	24.3 %	25.8 %	22.3 %	23.7 %	24.3 %	25.8 %
Selling, general and administrative expenses							
Operating data:							
New orders (units)							
New orders (units)							
New orders (units)							
Average new order price							
Settlements (units)							
Average settlement price							
Backlog (units)							
Average backlog price							
New order cancellation rate	New order cancellation rate	12.8 %	14.2 %	9.2 %	14.2 %	12.8 %	14.2 %

Consolidated Homebuilding

Homebuilding revenues decreased 10% increased 11% in 2023 2024 compared to 2022, 2023, as a result of a 9% decrease an 11% increase in the number of units settled and a 1% decrease in the average settlement price, settled. The decrease increase in the number of units settled was primarily attributable to a 28% lower 12% higher backlog unit balance entering 2023 2024 compared to the same period in 2022, offset partially by 2023, coupled with a higher backlog turnover rate. The gross profit margin percentage in 2023 2024 decreased to 23.7% from 24.3% from 25.8% in 2022 2023. Gross profit margins were negatively impacted by higher lot costs for labor, certain materials, incentives and closing costs, offset partially by lower lumber costs, cost assistance.

New Orders increased 13% while and the average sales price of New Orders decreased 3% increased 4% and 2%, respectively, in 2023 2024 when compared to 2022, 2023, despite the number of active communities remaining flat year over year. New Orders were favorably impacted by higher year over year due to improved demand in the first three quarters of 2024 compared to the same period in 2023, attributable to a limited supply of homes in the resale market and stabilized mortgage interest rates. However, demand began to slow in the fourth quarter, primarily in our South East segment as affordability was negatively impacted in part by a 3% rising mortgage interest rates and by an increase in the average number supply of active communities. homes in the resale and new home markets within certain markets in our South East segment. The increase in the average sales price of New Orders was negatively impacted by price adjustments is primarily attributable to address affordability issues resulting from a relative shift to higher mortgage interest rates priced markets and significant home price appreciation over communities in certain of our reportable segments as discussed in the previous two years, respective segments below.

Selling, general and administrative ("SG&A") expenses in 2023 2024 increased by approximately \$56,600 \$9,200 compared to 2022, 2023, and as a percentage of revenue increased decreased to 5.8% in 2024 from 6.3% in 2023 from 5.2% in 2022, 2023. The increase in SG&A expense was due primarily to an increase of approximately \$42,400 \$21,000 in personnel costs attributable to an increase in part to headcount year over year. Additionally, sales and marketing expenses were approximately \$9,600 higher earned incentive compensation. In addition, SG&A expense was higher year over year due to an increase in model home related expenses. These increases were partially offset by a \$24,000 decrease in equity-based compensation of approximately \$13,800 year over year due primarily to the issuance of a four year block grant of non-qualified stock options to purchase shares of NVR common stock ("Options") and restricted stock units ("RSUs") in issued as part of the second quarter 2018 four-year block grant being fully vested as of 2022, December 31, 2023.

Our backlog represents homes sold but not yet settled with our customers. As of December 31, 2023 December 31, 2024, our backlog increased decreased on a unit basis by 12% 3% to 10,229 9,953 units, and but increased on a dollar basis by 10% 1% to \$4,756,926 \$4,791,870 when compared to 9,162 10,229 units and \$4,325,876, \$4,756,926, respectively, as of December 31, 2022 December 31, 2023. The increase decrease in both backlog units and dollars was primarily attributable to a 16% increase in higher backlog turnover rate year over year as the number of units settled exceeded New Orders during the six-month period ending December 31, 2023 compared to the same period in 2022, year over year. Backlog dollars were higher primarily due to the a 4% increase in the average price of units in backlog units as year over year, primarily attributable to a relative shift to higher priced markets and communities in certain of December 31, 2023, our reportable segments.

Our backlog may be impacted by customer cancellations for various reasons that are beyond our control, such as failure to obtain mortgage financing, inability to sell an existing home, job loss, or a variety of other reasons. In any period, a portion of the cancellations that we experience are related to new sales that occurred during the same period, and a portion are related to sales that occurred in prior periods and therefore appeared in the beginning backlog for the current period. Calculated as the total of all cancellations during the period as a percentage of gross sales during the period, our cancellation rate was approximately 13% 14%, 13% and 14% in 2024, 2023, and 9% in 2023, 2022, and 2021, respectively. During the four quarters of each of 2024, 2023 and 2022, and 2021, approximately 5% in 2024, 4% in 2023 and 4% in 2022, and 3% in 2021, of a reporting quarter's opening backlog cancelled during the quarter. We can provide no assurance that our historical cancellation rates are indicative of the actual cancellation rate that may occur in future years. Other than those units that are cancelled, we expect to settle substantially all of our December 31, 2023 December 31, 2024 backlog during 2024, 2025. See "Risk Factors" in Item 1A of this Form 10-K.

The rate at which we turn over our backlog turnover rate is impacted by various factors, including, but not limited to, changes in New Order activity, internal production capacity, external subcontractor capacity, building material availability and other external factors over which we do not exercise control.

Reportable Homebuilding Segments

Homebuilding segment profit includes all revenues and income generated from the sale of homes, less the cost of homes sold, SG&A expenses, and a corporate capital allocation charge determined by corporate management. The corporate capital allocation charge eliminates in consolidation and is based on the segment's average net assets employed. The corporate capital allocation charged to the operating segment allows the Chief Operating Decision Maker to determine whether the operating segment is providing the desired rate of return after covering our cost of capital.

We record impairment charges on contract land deposits when we determine that it is probable that recovery of the deposit is impaired. For segment reporting purposes, impairments on contract land deposits are generally charged to the operating segment upon the termination of an LPA with the developer, or the restructuring of an LPA resulting in the forfeiture of the deposit. We evaluate our entire net contract land deposit portfolio for impairment each quarter. For presentation purposes below, the contract land deposit reserve at December 31, 2023 impairment allowance as of December 31, 2024 and 2022 2023 has been allocated to the reportable segments for the respective years to show contract land deposits on a net basis. The net contract land deposit balances below also include approximately \$8,700 and \$7,700 as of December 31, 2024 and \$6,900 at December 31, 2023 and 2022, 2023, respectively, of letters of credit issued as deposits in lieu of cash.

The following tables summarize certain homebuilding operating activity by reportable segment for each of the last three years:

Selected Segment Financial Data:

	Year Ended December 31,			Year Ended December 31,		
	2023	2022	2021	2024	2023	2022
Revenues:						

	Units		Average Price		Units		Average Price		Units		Average Price	
Settlements:												
Mid Atlantic	8,032	\$	521.5		9,042	\$	527.1		8,310	\$	487.3	
North East	1,736	\$	546.2		1,763	\$	506.3		1,666	\$	460.9	
Mid East	4,391	\$	392.4		5,518	\$	389.1		5,414	\$	349.4	
South East	6,503	\$	377.2		6,409	\$	393.3		6,150	\$	323.9	
Total	20,662	\$	450.7		22,732	\$	454.3		21,540	\$	403.9	

Year Ended December 31,				Year Ended December 31,							
2023		2022		2021		2024		2023		2022	
Units	Average Price	Units	Average Price	Units	Average Price	Units	Average Price	Units	Average Price	Units	Average Price
Backlog:											
Settlements:											
Mid Atlantic											
North East											
Mid East											
South East											
Total											

Year Ended December 31,											
2024		2023		2022							
Units	Average Price	Units	Average Price	Units	Average Price	Units	Average Price	Units	Average Price	Units	Average Price
Backlog:											
Mid Atlantic	4,068	\$	541.6	4,094	\$	522.5		3,692	\$	536.3	
North East	1,055	\$	658.1	1,028	\$	602.0		885	\$	553.9	
Mid East	2,045	\$	416.5	1,976	\$	412.1		1,853	\$	403.2	
South East	2,785	\$	374.3	3,131	\$	378.4		2,732	\$	405.7	
Total	9,953	\$	481.4	10,229	\$	465.0		9,162	\$	472.2	

Operating Data:		Year Ended December 31,			Year Ended December 31,									
		2023	2022	2021	2024		2023	2022						
New order cancellation rate:														
Mid Atlantic														
Mid Atlantic														
Mid Atlantic		12.8	%	14.4	%	9.0	%	13.4	%	12.8	%	14.4	%	
North East	North East	11.9	%	12.2	%	8.6	%	North East	14.4	%	11.9	%	12.2	%
Mid East	Mid East	13.9	%	16.4	%	10.2	%	Mid East	15.5	%	13.9	%	16.4	%
South East	South East	12.3	%	12.6	%	8.8	%	South East	14.4	%	12.3	%	12.6	%
		Year Ended December 31,			Year Ended December 31,									
		2023	2022	2021	2024		2023	2022						
Average active communities:														
Mid Atlantic														
Mid Atlantic														
Mid Atlantic														
North East														
Mid East														
South East														

Total

Homebuilding Inventory:

	As of December 31,	
	2024	2023
Sold inventory:		
Mid Atlantic	\$ 845,686	\$ 796,591
North East	229,152	220,511
Mid East	276,459	268,269
South East	402,967	412,873
Total (1)	<u>\$ 1,754,264</u>	<u>\$ 1,698,244</u>

Homebuilding Inventory:

	As of December 31,	
	2023	2022
Sold inventory:		
Mid Atlantic	\$ 796,591	\$ 727,501
North East	220,511	156,798
Mid East	268,269	278,034
South East	412,873	413,576
Total (1)	<u>\$ 1,698,244</u>	<u>\$ 1,575,909</u>

	As of December 31,		As of December 31,	
	2023	2022	2024	2023
Unsold lots and housing units inventory:				
Mid Atlantic				
Mid Atlantic				
Mid Atlantic				
North East				
Mid East				
South East				
Total (1)				

- (1) Total segment inventory differs from consolidated inventory due to certain consolidation adjustments necessary to convert the reportable segments' results, which are predominantly maintained on a cash basis, to a full accrual basis for external financial statement presentation purposes. These consolidation adjustments are not allocated to our operating segments.

Lots Controlled and Land Deposits:

	As of December 31,	
	2023	2022
	2024	2023
Total lots controlled:		
Mid Atlantic		
Mid Atlantic		
Mid Atlantic		
North East		
Mid East		
South East		
Total		

As of December 31,

	2023	2022
	2024	2023
Contract land deposits, net:		
Mid Atlantic		
Mid Atlantic		
Mid Atlantic		
North East		
Mid East		
South East		
Total		

Mid Atlantic

The Mid Atlantic segment had an approximate \$248,700, \$70,900, or 25% 10%, decrease increase in segment profit in 2023 2024 compared to 2022, 2023, driven by a decrease an increase in segment revenues of approximately \$576,400, \$233,800, or 12% 6%, coupled with a decrease an increase in gross profit margins. Segment revenues decreased increased due primarily to an 11% decrease a 6% increase in the number of units settled and a 1% decrease in the average settlement price. The decrease in settlements which was primarily attributable to a 25% lower an 11% higher backlog unit balance entering 2023 2024 compared to backlog entering 2022, 2023. The Mid Atlantic segment's gross profit margin percentage decreased increased to 25.0% in 2024 from 24.4% in 2023 from 26.9% in 2022, 2023. Gross profit margins were negatively favorably impacted primarily by higher the improved leveraging of certain operating costs for labor, certain materials, lots, incentives and closing costs, attributable to the increase in settlement activity, offset partially by lower lumber costs, higher lot costs and closing cost assistance year over year.

Segment New Orders increased 8% 1% while the average sales price of New Orders decreased increased 2% in 2023 2024 compared to 2022, 2023. New Orders were favorably impacted by slightly higher absorption rates attributable to improved demand as previously discussed in the "Consolidated Homebuilding" section above and by despite a 4% increase 12% decrease in the average number of active communities, communities year over year, due to a 14% higher sales absorption rate year over year. Sales demand remained favorable in certain markets within the segment due to a limited supply of homes in the resale market. The increase in the average sales price of New Orders was primarily attributable to a relative shift to higher priced communities in certain markets year over year.

North East

The North East segment had an approximate \$11,700, \$48,200, or 7% 29%, increase in segment profit in 2023 2024 compared to 2022, 2023. Segment profits were favorably impacted by an increase in segment revenue of approximately \$55,700, \$217,600, or 6% 23%. The Segment revenues were favorably impacted by a 13% increase in segment revenues was attributable to the number of units settled and an 8% increase in the average settlement price, price year over year. The increase in settlements was primarily attributable to a 16% higher backlog unit balance entering 2024 compared to backlog entering 2023. The increase in the average settlement price was primarily attributable to an 8% a 9% higher average sales price of units in backlog entering 2023 2024 compared to backlog entering 2022, coupled with a 10% increase in the average sales price of New Orders during the first six months of 2023 compared to the same period in 2022, 2023. The segment's gross profit margin percentage remained relatively flat.

Segment New Orders and the average sales price of New Orders increased 12% 6% and 9%, respectively, in 2023 2024 compared to 2022, 2023. Despite a 13% decrease in the average number of active communities year over year, New Orders were favorably impacted by a 22% higher sales absorption rates attributable rate year over year. Sales demand remained favorable in certain markets within the segment due to improved demand as previously discussed a limited supply of homes in the "Consolidated Homebuilding" section above, resale market. The increase in the average sales price of New Orders was primarily attributable to a shift in New Orders to higher priced markets within the segment, coupled with a relative shift to higher priced communities in certain markets, markets year over year.

Mid East

The Mid East segment had an approximate \$85,400, \$33,000, or 25% 13%, decrease increase in segment profit in 2023 2024 compared to 2022, 2023. The decrease increase in segment profit was driven by a decrease an increase in segment revenues of approximately \$423,700, \$138,200, or 20% 8%, coupled with a decrease an increase in gross profit margins, margins year over year. Segment revenues decreased increased due to a 20% decrease 4% increase in settlements year over year, offset partially by coupled with a 1% 3% increase in the average settlement price. The decrease increase in settlements was largely attributable to resulted from a 39% lower 7% higher backlog unit balance entering 2023 2024 compared to the backlog unit balance entering 2022, offset partially by 2023, coupled with a higher backlog turnover rate, rate year over year. The increase in the average settlement price is attributable to a 2% higher average price of units in backlog entering 2024 compared to backlog entering 2023, coupled with a 5% higher average price of New Orders for the first six months of 2024 compared to the same period of 2023. The segment's gross profit margin percentage decreased increased to 22.3% in 2024 from 21.6% in 2023 from 22.2% in 2022, 2023. Gross profit margins were negatively margin was favorably impacted primarily by higher incentives and closing the improved leveraging of certain operating costs as settlement activity increased, offset partially by lower lumber costs, higher lot costs and closing cost assistance year over year.

Segment New Orders increased 4% while and the average sales price of New Orders decreased 1% each increased 3% in 2023 2024 compared to 2022, 2023. Despite an 8% decrease in the average number of active communities year over year, New Orders were favorably impacted by 12% higher absorption rates year over year. Sales demand remained favorable in certain markets within the segment due to a limited supply of homes in the resale market. The increase in the average sales price of New Orders was

primarily attributable to improved demand as previously discussed in the "Consolidated Homebuilding" section above. a relative shift to higher priced communities within certain markets year over year.

South East

The South East segment had an approximate \$136,500, \$52,400, or 24% 12%, decrease in segment profit in 2023 2024 compared to 2022. The decrease in segment profit was 2023 due primarily driven by a decrease in segment revenues of approximately \$67,800, or 3%, coupled with to a decrease in gross profit margins. Segment revenues decreased due margins to a 4% decrease 22.3% in the average settlement price, partially offset by a 1% increase in settlements. The average settlement price was negatively impacted by a 14% decline in the average sales price of New Orders during the first six months of 2023 compared to the same period in 2022. The segment's gross profit margin percentage decreased to 2024 from 25.7% in 2023 from 29.8% in 2022. 2023. Gross profit margins were negatively impacted primarily by higher lot costs for labor, certain materials, lots, incentives and closing costs, cost assistance. Segment revenues in 2024 were higher by approximately \$388,200, or 16%, due to a 19% increase in the number of units settled, offset partially by a 3% decrease in the average price of units settled year over year. The increase in settlements was attributable primarily to a 15% higher backlog balance entering 2024 compared to the backlog entering 2023, coupled with a higher backlog turnover rate year over year. The decrease in the average settlement price was attributable primarily to a 7% lower lumber costs, average sales price of units in backlog entering 2024 compared to backlog entering 2023.

Segment New Orders increased 30% 7% while the average sales price of New Orders decreased 8% in 2023 compared to 2022. remained flat year over year. The increase in New Orders was primarily attributable to a 24% 28% increase in the average number of active communities year over year, offset partially by a 16% lower absorption rate within the segment year over year. In addition, New Orders were impacted favorably by higher absorption rates attributable to improved demand as previously discussed As noted in the "Consolidated Homebuilding" Homebuilding section above. The average above, sales price demand remained favorable through the first three quarters of New Orders 2024 compared to the same period in 2023, due to a limited supply of homes in the resale market and stabilized mortgage interest rates. However, demand began to slow in the fourth quarter as affordability was negatively impacted in part by price adjustments to address affordability issues resulting from higher rising mortgage interest rates and significant by an increase in the supply of homes in the resale and new home price appreciation over markets within certain markets in the previous two years. segment.

Homebuilding Segment Reconciliations to Consolidated Homebuilding Operations

In addition to the corporate capital allocation and contract land deposit impairments discussed above, the other reconciling items between homebuilding segment profit and homebuilding consolidated profit before tax include unallocated corporate overhead (which includes all management incentive compensation), equity-based compensation expense, consolidation adjustments and external corporate interest expense. Our overhead functions, such as accounting, treasury and human resources, are centrally performed and the costs are not allocated to our operating segments. Consolidation adjustments consist of such items to convert the reportable segments' results, which are predominantly maintained on a cash basis, to a full accrual basis for external financial statement presentation purposes, and are not allocated to our operating segments. External corporate interest expense is primarily comprised of interest charges on our 3.00% Senior Notes due 2030, and is not charged to the operating segments because the charges are included in the corporate capital allocation discussed above.

	Year Ended December 31,			Year Ended December 31,		
	2023	2022	2021	2024	2023	2022
Homebuilding consolidated gross profit:						
Mid Atlantic						
Mid Atlantic						
Mid Atlantic						
North East						
Mid East						
South East						
Consolidation adjustments and other						
Homebuilding consolidated gross profit						
Homebuilding consolidated profit before taxes:						
Mid Atlantic						
Mid Atlantic						
Mid Atlantic						
North East						
Mid East						
South East						
Reconciling items:						
Contract land deposit impairment reserve (1)						
Contract land deposit impairment reserve (1)						
Contract land deposit impairment reserve (1)						

Contract land deposit impairment adjustment (1)
Contract land deposit impairment adjustment (1)
Contract land deposit impairment adjustment (1)
Equity-based compensation expense (2)
Corporate capital allocation (3)
Unallocated corporate overhead
Consolidation adjustments and other (4)
Corporate interest income
Corporate interest expense
Reconciling items sub-total
Homebuilding consolidated profit before taxes

- (1) This item represents changes to the contract land deposit impairment reserve, allowance, which are not allocated to the our reportable segments. See further discussion of contract land deposit impairment charges in Note 3 in the accompanying consolidated financial statements.
- (2) The increase decrease in equity-based compensation expense in both 2024 was primarily attributable to the Options and RSUs issued as part of the 2018 four-year block grant being fully vested as of December 31, 2023. The increase in 2023 and from 2022 was primarily attributable to a four year block grant of Options and RSUs in May 2022. See further discussion of equity-based compensation in Note 11 in the accompanying consolidated financial statements.
- (3) This item represents the elimination of the corporate capital allocation charge included in the respective homebuilding reportable segments. The corporate capital allocation charge is based on the segment's monthly average asset balance and is as follows for the years presented:

Year Ended December 31,			Year Ended December 31,		
2023	2022	2021	2024	2023	2022

Corporate capital allocation charge:

Mid Atlantic
Mid Atlantic
Mid Atlantic
North East
Mid East
South East
Total corporate capital allocation charge

- (4) The consolidation adjustments and other in each period are primarily driven by attributable to changes in units under construction as well as significant fluctuations in lumber prices year over year. year, and any significant changes in material costs, primarily lumber. Our reportable segments' results include the intercompany profits of our production facilities for home packages delivered to our homebuilding divisions. Costs related to homes not yet settled are reversed through the consolidation adjustment and recorded in inventory. These costs are subsequently recorded through the consolidation adjustment when the respective homes are settled. The consolidation adjustment in 2021 was negatively impacted by a higher number of units under construction as of the end of the year compared to the prior year end, resulting in an increase in the reversal of intercompany profits year over year through the consolidation adjustment. In 2022, the consolidation adjustment was favorably impacted by a reduction in the number of units and value of the units under construction, resulting in a decrease in intercompany profits deferred. The consolidation adjustment in 2023 was favorably impacted by a reduction in the value of units under construction, resulting in a decrease in intercompany profits deferred. This favorable impact was offset partially by the recognition of previously deferred home package costs that included higher priced lumber.

Mortgage Banking Segment

We conduct our mortgage banking activity through NVRM, a wholly owned subsidiary. NVRM focuses almost exclusively on serving the homebuilding segment customer base. The following table summarizes the results of our mortgage banking operations and certain statistical data for each of the last three years:

	Year Ended December 31,			Year Ended December 31,		
	2023	2022	2021	2024	2023	2022
Loan closing volume:	Loan closing volume:			Loan closing volume:		
Total principal						
Loan volume mix:						
Loan volume mix:						
Loan volume mix:						

Adjustable rate mortgages	Adjustable rate mortgages	2 %	8 %	3 %	Adjustable rate mortgages	2 %	2 %	8 %
Fixed-rate mortgages	Fixed-rate mortgages	98 %	92 %	97 %	Fixed-rate mortgages	98 %	98 %	92 %
Operating profit:								
Operating profit:								
Operating profit:								
Segment profit								
Equity-based compensation expense								
Mortgage banking income								
Capture rate:								
Capture rate:								
Capture rate:								
		87 %	83 %	89 %		86 %	87 %	83 %
Mortgage banking fees:								
Mortgage banking fees:								
Mortgage banking fees:								
Net gain on sale of loans								
Title services								
Servicing fees								

Loan closing volume in 2023 decreased 2024 increased by approximately \$576,900, \$523,900, or 9%, from 2022, 2023. The decrease increase was primarily attributable to a 7% decrease 9% increase in the number of loans closed, driven by a 9% decrease resulting from an 11% increase in the homebuilding segment's number of homes settled in 2023 2024 as compared to 2022, 2023.

Segment profit in 2023 2024 increased by approximately \$12,600, \$20,900, or 10% 15%, from 2022, 2023, which was primarily attributable to an increase in net interest income and a decrease mortgage banking fees, partially offset by an increase in general and administrative expenses. Net interest income Mortgage banking fees increased by approximately \$4,800, \$28,500, or 41% 14%, due to higher interest rates in 2023 when compared to 2022, gains on sales of loans. General and administrative expenses decreased increased by \$3,800, \$11,100, or 4% 13%, which was the result of decreased increased personnel costs.

Mortgage Banking – Other

We sell all of the loans we originate into the secondary mortgage market. Insofar as To the extent we underwrite our originated loans to the standards and specifications of the ultimate investor, we have no further financial obligations from the issuance of loans, except in certain limited instances where repurchases or early payment defaults occur. Those underwriting standards are typically equal to or more stringent than the underwriting standards required by FNMA, GNMA, FHLMC, VA and FHA. Because we sell all of our loans (a small subset of such loans are serviced for a short period of time prior to sale), there is often a substantial delay between the time that a loan goes into default and the time that the investor requests us to reimburse them for losses incurred because of the default. We believe that all of the loans that we originate are underwritten to the standards and specifications of the ultimate investor to whom we sell our originated loans. We employ a quality control department to ensure that our underwriting controls are effective, and further assess the underwriting function as part of our assessment of internal controls over financial reporting.

We maintain a reserve for losses on mortgage loans originated that reflects our judgment of the present loss exposure from the loans that we have originated and sold. At December 31, 2023 As of December 31, 2024 and 2022, 2023, we had repurchase reserves of approximately \$18,600 \$18,700 and \$21,800, \$18,600, respectively.

NVRM is dependent on our homebuilding operation's customers for business. If new orders and selling prices of the homebuilding segment decline, NVRM's operations will also be adversely affected. In addition, NVRM's operating results may be adversely affected in future periods due to tightening and volatility of the credit markets, changes in investor funding times, increased regulation of mortgage lending practices and increased competition in the mortgage market.

Seasonality

We historically have experienced variability in our quarterly results, generally have having higher New Order activity in the first half of the year and higher home settlements, revenues revenue and net income in the second half of the year. However, since 2020 in recent years our typical seasonal New Order and settlement trends have been affected by significant changes in market conditions. As a result, our quarterly results of operations are not necessarily indicative of the pandemic, supply chain disruptions and results that may be expected for the significant fluctuations in mortgage interest rates. We cannot therefore predict whether period-to-period fluctuations will be consistent with historical patterns, full year.

Effective Tax Rate

Our consolidated effective tax rates in 2024 and 2023 were 20.50% and 2022 were 17.46% and 23.42%, respectively. The decrease increase in the effective tax rate is primarily attributable to a higher lower income tax benefit recognized for excess tax benefits from stock option exercises, which totaled \$153.6 million approximately \$95,100 and \$50.3 million \$153,600 for 2023 2024 and 2022, 2023, respectively.

We expect continued tax rate volatility in future years attributable to the recognition of excess tax benefits from equity plan activity and distributions from the deferred compensation plans. Given the limited number of participants in our deferred compensation plan, the retirement of a participant could result in a significant distribution of the rabbi trust shares and corresponding tax deduction for the Company.

Recent Accounting Pronouncements Pending Adoption

See Note 1 to the accompanying consolidated financial statements for discussion of recently issued accounting pronouncements applicable to us.

Liquidity and Capital Resources

We fund our operations primarily from our current cash holdings and cash flows generated by operating activities. In addition, we have available a short-term unsecured working capital revolving credit facility and revolving mortgage repurchase facility, as further described below. As of December 31, 2023, December 31, 2024, we had a strong liquidity position with approximately \$3,100,000 \$2,500,000 in cash and cash equivalents, approximately \$287,000 \$285,000 in unused committed capacity under our revolving credit facility and \$150,000 in unused committed capacity under our revolving mortgage repurchase facility. We believe that our current cash holdings and our anticipated cash flows generated by operating activities, together with the amounts under our revolving credit facility and revolving mortgage repurchase facility will be sufficient to fund our anticipated operations for at least the next twelve months and beyond.

Material Cash Requirements

We believe that our current cash holdings, cash generated from operations, and cash available under our short-term unsecured credit agreement and revolving mortgage repurchase facility, as well as the public debt and equity markets, will be sufficient to satisfy both our short term short-term and long term long-term cash requirements for working capital to support our daily operations and meet commitments under our contractual obligations with third parties. Our material contractual obligations primarily consist of the following:

- (i) Payments due to service our debt and interest on that debt. Our current outstanding Senior Notes total \$900,000 and mature in May 2030. Future interest payments on our current outstanding Senior Notes total approximately \$172,050 \$145,050, with \$27,000 due within the next twelve months.
- (ii) Payment obligations totaling approximately \$391,300 \$584,500 under existing LPAs for deposits to be paid to land developers, assuming that contractual development milestones are met by the developers and we exercise our option to acquire finished lots under those LPAs. We expect to make the majority of these payments within the next three years.
- (iii) Obligations under operating and finance leases related primarily to office space and our production facilities. See Note 12 of this Form 10-K for additional discussion of our leases.

In addition to funding growth in our homebuilding and mortgage banking operations, we historically have used a substantial portion of our excess liquidity to repurchase outstanding shares of our common stock in open market and privately negotiated transactions. This ongoing repurchase program assists us in accomplishing our primary objective, creating increases in shareholder value. See "Market for Registrant's Common Equity, Related Stockholder Matters and Issuer Purchases of Equity Securities" in Item 5 of this Form 10-K for disclosure of amounts repurchased during the fourth quarter of 2023, 2024. For the year ended December 31, 2023, December 31, 2024, we repurchased 181,499 256,871 shares of our common stock at an aggregate purchase price of \$1,081,815 \$2,057,677. As of December 31, 2023, December 31, 2024, we had approximately \$675,870 \$868,200 available under Board approved repurchase authorizations.

Capital Resources

Senior Notes

As of December 31, 2023, December 31, 2024, we had a total of \$900,000 in outstanding Senior Notes which mature in May 2030. The Senior Notes are senior unsecured obligations and rank equally in right of payment with any of our existing and future unsecured senior indebtedness, will rank senior in right of payment to any of our future indebtedness that is by its terms expressly subordinated to the Senior Notes and will be effectively subordinated to any of our existing and future secured indebtedness to the extent of the value of the collateral securing such indebtedness. The indenture governing the Senior Notes does not contain any financial covenants; however, it does contain, among other items, and subject to certain exceptions, covenants that restrict our ability to create, incur, assume or guarantee secured debt, enter into sale and leaseback transactions and conditions related to mergers and/or the sale of assets. We were in compliance with all covenants under the Senior Notes at December 31, 2023, as of December 31, 2024.

Credit Agreement

We have an unsecured revolving credit agreement (the "Credit Agreement") with a group of lenders which may be used for working capital and general corporate purposes. The Credit Agreement provides for aggregate revolving loan commitments of \$300,000 (the "Facility"). Under the Credit Agreement, we may request increases of up to \$300,000 to the Facility in the form of revolving loan commitments or term loans to the extent that new or existing lenders agree to provide additional revolving loan or term loan commitments. In addition, the Credit Agreement provides for a \$100,000 sublimit for the issuance of letters of credit of which there was approximately \$13,000 \$14,600 outstanding at December 31, 2023, as of December 31, 2024. The Credit Agreement termination date is February 12, 2026. There were no borrowings outstanding under the Credit Agreement as of December 31, 2023, December 31, 2024.

Repurchase Agreement

Our mortgage banking subsidiary, NVRM, has an unsecured revolving mortgage repurchase agreement (the "Repurchase Agreement") which is non-recourse to NVR. The purpose of the Repurchase Agreement is to finance the origination of mortgage loans by NVRM. The Repurchase Agreement provides borrowing capacity up to \$150,000, subject to certain sublimits. The Repurchase Agreement expires on July 17, 2024, July 14, 2025. At December 31, 2023, As of December 31, 2024, there was no debt outstanding under the Repurchase Agreement and there were no borrowing base limitations.

See Note 8 of this Form 10-K for additional disclosures regarding our Senior Notes, Credit Agreement and Repurchase Agreement.

Cash Flows

For the year ended December 31, 2024, cash, restricted cash and cash equivalents decreased by \$550,777. Net cash provided by operating activities was \$1,374,462, due primarily to cash provided by earnings in 2024. Cash was primarily used to fund the increase in contract land deposits of \$157,291 attributable to an increase in the number of lots under control as of December 31, 2024 compared to December 31, 2023, and net mortgage loan activity of \$105,790. Additional cash was used to fund the increase in inventory of \$108,557 attributable to an increase in units under construction year over year.

Net cash used in investing activities in 2024 was \$26,553. Cash was used primarily for purchases of property, plant and equipment of \$29,212.

Net cash used by financing activities in 2024 was \$1,898,686. Cash was used primarily to repurchase 256,871 shares of our common stock at an aggregate purchase price of \$2,057,677 under our ongoing common stock repurchase program, discussed above. Cash was provided from stock option exercise proceeds totaling \$161,625.

For the year ended December 31, 2023, cash, restricted cash and cash equivalents increased by \$640,926. Net cash provided by operating activities was \$1,497,993, due primarily to cash provided by earnings in 2023 and net cash proceeds of \$46,136 from mortgage loan activity. Cash was primarily used to fund the increase in inventory of \$161,875 attributable to an increase in units under construction at as of December 31, 2023 compared to December 31, 2022.

Net cash used in investing activities in 2023 was \$24,100. Cash was used primarily for purchases of property, plant and equipment of \$24,877.

Net cash used by financing activities in 2023 was \$832,967. Cash was used primarily to repurchase 181,499 shares of our common stock at an aggregate purchase price of \$1,081,815 under our ongoing common stock repurchase program, discussed above. Cash was provided from stock option exercise proceeds totaling \$250,509.

For the year ended December 31, 2022, cash, restricted cash As of December 31, 2024 and cash equivalents decreased by \$62,466. Net cash provided by operating activities was \$1,870,101, due primarily to cash provided by earnings in 2022 and by a decrease in inventory of \$159,091 attributable to a decrease in units under construction at December 31, 2022 compared to December 31, 2021. A primary use of cash was the decrease in customer deposits of \$103,659 attributable to the decrease in our ending backlog at December 31, 2023.

Net cash used in investing activities in 2022 was \$27,431. Cash was used primarily for purchases of property, plant and equipment of \$18,428 and investments in unconsolidated joint ventures totaling \$9,735.

Net cash used by financing activities in 2022 was \$1,905,136. Cash was used primarily to repurchase 323,652 shares of our common stock at an aggregate purchase price of \$1,500,358 under our ongoing common stock repurchase program, discussed above.

In addition, cash was used to redeem the outstanding \$600,000 principal amount of 3.95% Senior Notes due September 15, 2022. Cash was provided from stock option exercise proceeds totaling \$196,717.

At December 31, 2023 and 2022, 2023, restricted cash totaled \$52,550 \$53,692 and \$51,429, \$52,550, respectively. Restricted cash was attributable to customer deposits for certain home sales and cash collected from customers for loans in process and closed mortgage loans held for sale.

Critical Accounting Policies and Estimates

General

The preparation of financial statements in conformity with GAAP requires us to make estimates and assumptions that affect the reported amounts of assets and liabilities, the disclosure of contingent assets and liabilities at the date of the financial statements, and the reported amounts of revenues and expenses during the reporting periods. We continually evaluate the estimates we use to prepare the consolidated financial statements and update those estimates as necessary. In general, our estimates are based on historical experience, on information from third party professionals, and other various assumptions that are believed to be reasonable under the facts and circumstances. Actual results could differ materially from those estimates made by management.

Homebuilding Inventory

The carrying value of inventory is stated at the lower of cost or market value. Cost of lots and completed and uncompleted housing units represent the accumulated actual cost of the units. Field construction supervisors' salaries and related direct overhead expenses are included in inventory costs. Interest costs are not capitalized into inventory, with the exception of land under development and joint venture investments, as applicable. Upon settlement, the cost of the unit is expensed on a specific identification basis. Cost of building materials is determined on a first-in, first-out basis.

Sold inventory is evaluated for impairment based on the contractual sales price compared to the total estimated cost to construct. Unsold inventory is evaluated for impairment by analyzing recent comparable sales prices within the applicable community compared to the costs incurred to date plus the expected costs to complete. Any calculated impairments are recorded immediately in cost of sales.

Contract Land Deposits

We purchase finished lots under LPAs that require deposits that may be forfeited if we fail to perform under the contract. The deposits are in the form of cash or letters of credit in varying amounts and represent a percentage of the aggregate purchase price of the finished lots.

We maintain an allowance for losses on contract land deposits that reflects our judgment of the present loss exposure in the existing contract land deposit portfolio at the end of the reporting period. To analyze contract land deposit impairments, we conduct a loss contingency analysis each quarter. In addition to considering market and economic conditions, we assess contract land deposit impairments on a community-by-community basis pursuant to the purchase contract terms, analyzing quantitative and qualitative information including, as applicable, current sales absorption levels, recent sales' profit margin, the dollar differential between the contractual purchase price and the current market price for lots, a developer's performance, a developer's financial ability or willingness to reduce lot prices to current market prices, if necessary, and the contract's default status by either us or the developer along with an analysis of the expected outcome of any such default.

Our analysis is focused on whether we can sell houses at an acceptable profit margin and sales pace in a particular community in the current market. Because we do not own the finished lots on which we had placed a contract land deposit, if the above analysis leads to a determination that we cannot sell homes at an acceptable profit margin and sales pace at the current contractual lot price, we then determine whether we will elect to default under the contract, forfeit our deposit and terminate the contract, or whether we will attempt to restructure the LPA, which may require us to forfeit the deposit to obtain contract concessions from a developer. We also assess whether an impairment is present due to collectability issues resulting from a developer's non-performance because of financial or other conditions.

Although we consider the allowance for losses on contract land deposits reflected on the **December 31, 2023** **December 31, 2024** consolidated balance sheet to be adequate (see Note 1 to the accompanying consolidated financial statements included herein), there can be no assurance that this allowance will prove to be adequate over time to cover losses due to unanticipated adverse changes in the economy or other events adversely affecting specific markets or the homebuilding industry.

Warranty/Product Liability Reserves

We establish warranty and product liability reserves to provide for estimated future expenses as a result of construction and product **defects, defect claims**, product recalls and litigation incidental to our homebuilding business. Liability estimates are determined based on our judgment considering such factors as historical experience, the likely current cost of corrective action, manufacturers' and subcontractors' participation in sharing the cost of corrective action, consultations with third party experts such as engineers, and discussions with our General Counsel and outside counsel retained to handle specific product liability cases. Although we consider the warranty and product liability accrual reflected on the **December 31, 2023** **December 31, 2024** consolidated balance sheet to be adequate (see Note 13 to the accompanying consolidated financial statements included herein), there can be no assurance that this accrual will prove to be adequate over time to cover losses due to increased costs for material and labor, the inability or refusal of manufacturers or subcontractors to financially participate in corrective action, unanticipated adverse legal settlements, or other unanticipated changes to the assumptions used to estimate the warranty and product liability accrual.

Equity-Based Compensation

We recognize equity-based compensation expense within our income statement for all share-based payment arrangements, which include Options and RSUs. Compensation expense is based on the grant-date fair value of the Options and RSUs granted, and is recognized on a straight-line basis over the requisite service period for the entire award (from the date of grant through the period of the last separately vesting portion of the grant). Options and RSUs which are subject to a performance condition are treated as a separate award from the "service-only" Options and RSUs, and compensation expense is recognized when it becomes probable that the stated performance target will be achieved. We calculate the fair value of our Options, which are not publicly traded, using the Black-Scholes option-pricing model. The grant date fair value of the RSUs is the closing price of our common stock on the day immediately preceding the date of grant. The reversal of compensation expense previously recognized for grants forfeited is recorded in the period in which the forfeiture occurs.

As noted above, we calculate the fair value of our Options using the Black-Scholes option-pricing model. While the Black-Scholes model is a widely accepted method to calculate the fair value of options, its results are dependent on input variables, two of which, expected term and expected volatility, are significantly dependent on management's judgment. We have concluded that our historical exercise experience is the best estimate of future exercise patterns to determine an Option's expected term. To estimate expected volatility, we analyze the historical volatility of our common stock over a period equal to the Option's expected term. Changes in management's judgment of the expected term and the expected volatility could have a material effect on the grant-date fair value calculated and expensed within the income statement.

In addition, when recognizing equity-based compensation cost related to "performance condition" Option and RSU grants, we are required to make a determination as to whether the performance conditions will be met prior to the completion of the actual performance period. The performance metric is based on our return on capital performance during a specified three year period based on the date of Option grant. While we currently believe that this performance condition will be satisfied at the target level and are recognizing compensation expense related to such Options and RSUs accordingly, our future expected activity levels could cause us to make a different determination, resulting in a change to the compensation expense to be recognized related to performance condition Option and RSU grants that would otherwise have been recognized to date.

Although we believe that the compensation costs recognized in **2023** **2024** are representative of the cumulative ratable amortization of the grant-date fair value of unvested Options and RSUs outstanding, changes to the estimated input values such as expected term and expected volatility and changes to the determination of whether performance condition grants will vest, could produce widely different expense valuations and recognition.

Mortgage Repurchase Reserve

We originate several different loan products **to** **for** our customers to finance the purchase of their home. We sell all of the loans we originate into the secondary mortgage market, typically on a servicing released basis and within 30 days from closing. All of the loans that we originate are underwritten to the standards and specifications of the ultimate investor. Those underwriting standards are typically equal to or more stringent than the underwriting standards required by FNMA, GNMA, FHLMC, VA and FHA. **Insofar as To the extent** we underwrite our originated loans to those standards, we bear no increased concentration of credit risk from the issuance of loans, except in certain limited instances where repurchases or early payment defaults occur. We employ a quality control department to ensure that our underwriting controls are effectively operating, and further assess the underwriting function as part of our assessment of internal controls over financial reporting. We maintain a reserve for losses on mortgage loans originated that reflects our judgment of the present loss exposure in the loans that we have originated and sold. The reserve is calculated based on an analysis of historical experience and exposure. Although we consider the mortgage repurchase reserve reflected on the **December 31, 2023** **December 31, 2024** consolidated balance sheet to be adequate (see Note 15 to the accompanying consolidated financial statements included herein), there can be no assurance that this reserve will prove to be adequate over time to cover losses due to unanticipated changes to the assumptions used to estimate the mortgage repurchase reserve.

Impact of Inflation, Changing Prices and Economic Conditions

See "Risk Factors" included in Item 1A of this Form 10-K for a description of the impact of inflation, changing prices and economic conditions on our business and our financial results. See also the discussion of the current business environment in the **Overview** **Business Environment and Current Outlook** section above.

Item 7A. Quantitative and Qualitative Disclosure About Market Risk.

(dollars in thousands)

Market risk is the risk of loss arising from adverse changes in market prices and interest rates. Our market risk arises from interest rate risk inherent in our financial instruments and debt obligations. Interest rate risk results from the possibility that changes in interest rates will cause unfavorable changes in net income or in the value of

interest rate-sensitive assets, liabilities and commitments. Lower interest rates tend to increase demand for mortgage loans for home purchasers, while higher interest rates make it more difficult for potential borrowers to purchase residential properties and to qualify for mortgage loans. We have no market rate sensitive instruments held for speculative or trading purposes.

We are exposed to interest rate risk as it relates to our fixed rate debt, primarily our Senior Notes and our variable rate credit facility and loan repurchase facility. Changes to interest rates generally affect the fair value of fixed-rate debt instruments, but not earnings or cash flows. For variable rate debt, interest rate changes generally will not affect the fair value of the variable debt instruments but will affect earnings and cash flow. **At December 31, 2023** **As of December 31, 2024**, there was no debt outstanding under our credit facility or loan repurchase facility. See Item 7, Management's Discussion and Analysis of Financial Condition and Results of Operations and Note 8 to the accompanying consolidated financial statements included herein for further discussion of these debt instruments.

Our mortgage banking segment is exposed to interest rate risk as it relates to its lending activities, including originating mortgage loans and providing rate lock commitments to borrowers. To mitigate the effect of the interest rate risk inherent in providing rate lock commitments to borrowers, we enter into optional or mandatory delivery forward sales contracts to sell whole loans and mortgage-backed securities to investors. The forward sales contracts lock-in a range of interest rates and prices for the sale of loans similar to the specific rate lock commitments. We do not engage in speculative derivative activities. All of the mortgage banking segment's loan portfolio is held for sale and subject to forward sale commitments. See Item 7, Management's Discussion and Analysis of Financial Condition and Results of Operations and Note 14 to the accompanying consolidated financial statements included herein for further discussion of these items.

The following table represents the contractual balances of our on-balance sheet financial instruments at the expected maturity dates, as well as the fair values of those on-balance sheet financial instruments **at December 31, 2023** **as of December 31, 2024**. The expected maturity categories take into consideration the actual and anticipated amortization of principal and do not take into consideration the reinvestment of cash or the refinancing of existing indebtedness. Because we sell all of the mortgage loans we originate into the secondary markets, we have made the assumption that the portfolio of mortgage loans held for sale will mature in the first year.

		Maturities (000's)							Fair Value
		2024						Total	
		2024						Total	Fair Value
		2024	2025	2026	2027	2028	Thereafter	Total	Fair Value
		2025						Total	Fair Value
		2025						Total	Fair Value
		2025	2026	2027	2028	2029	Thereafter	Total	Fair Value
Mortgage banking segment									
Interest rate sensitive assets:									
Interest rate sensitive assets:									
Interest rate sensitive assets:									
Mortgage loans held for sale									
Mortgage loans held for sale									
Mortgage loans held for sale									
Average interest rate									
Other:									
Other:									
Other:									
Forward trades of mortgage-backed securities (a)									
Forward trades of mortgage-backed securities (a)									
Forward trades of mortgage-backed securities (a)									
Forward loan commitments (a)									
Homebuilding segment									
Interest rate sensitive assets:									
Interest rate sensitive assets:									
Interest rate sensitive assets:									
Interest-bearing deposits									
Interest-bearing deposits									
Interest-bearing deposits									
Average interest rate									
Interest rate sensitive liabilities:									
Interest rate sensitive liabilities:									
Interest rate sensitive liabilities:									
Fixed rate obligations									

Fixed rate obligations

Fixed rate obligations

Average interest rate

(a) Represents the fair value recorded pursuant to ASC 815, *Derivatives and Hedging*.

Item 8. Financial Statements and Supplementary Data.

The financial statements listed in Item 15 are filed as part of this report and are incorporated herein by reference.

Item 9. Changes in and Disagreements with Accountants on Accounting and Financial Disclosure.

None.

Item 9A. Controls and Procedures.

Evaluation of Disclosure Controls and Procedures

As of the end of the period covered by this report, an evaluation was performed under the supervision and with the participation of our management, including the principal executive officer and principal financial officer, of the effectiveness of the design and operation of our disclosure controls and procedures, as defined in Rules 13a-15(e) and 15d-15(e) under the Securities Exchange Act of 1934, as amended ("Exchange Act").

Based on that evaluation, the principal executive officer and principal financial officer concluded that the design and operation of these disclosure controls and procedures as of December 31, 2023 December 31, 2024 were effective to provide reasonable assurance that information required to be disclosed in our reports under the Exchange Act, is processed, summarized and reported within the time periods specified in the Securities and Exchange Commission's rules and forms and that such information is accumulated and communicated to our management, including our principal executive officer and principal financial officer, as appropriate, to allow timely decisions regarding required disclosure.

Management's Report on Internal Control Over Financial Reporting

Our management is responsible for establishing and maintaining adequate internal control over financial reporting, as such term is defined in Rule 13a-15(f) under the Exchange Act. Under the supervision and with the participation of our management, including our principal executive officer and principal financial officer, we conducted an evaluation of the effectiveness of our internal control over financial reporting based on the framework in *Internal Control – Integrated Framework (2013)* issued by the Committee of Sponsoring Organizations of the Treadway Commission. Based on our evaluation under the framework in *Internal Control – Integrated Framework (2013)*, our management concluded that our internal control over financial reporting was effective as of December 31, 2023 December 31, 2024. There have been no changes in our internal control over financial reporting identified in connection with the evaluation referred to above that have materially affected, or are reasonably likely to materially affect, our internal control over financial reporting.

Our internal control over financial reporting as of December 31, 2023 December 31, 2024 has been audited by KPMG LLP, an independent registered public accounting firm, as stated in their attestation report which is included herein.

Item 9B. Other Information.

During the three months ended December 31, 2023 December 31, 2024, none of our directors or officers adopted, modified or terminated a "Rule 10b5-1 trading arrangement" or a "non-Rule 10b5-1 trading arrangement" as such terms are defined under Item 408 of Regulation S-K.

Item 9C. Disclosure Regarding Foreign Jurisdictions that Prevent Inspections.

Not applicable.

PART III

Item 10. Directors, Executive Officers, and Corporate Governance.

Our executive officers are:

Name	Age	Title
Paul C. Saville	6869	Executive Chairman of the Board
Eugene J. Bredow	5455	President and Chief Executive Officer
Daniel D. Malzahn	5455	Senior Vice President, Chief Financial Officer and Treasurer
Matthew B. Kelpy	5051	Vice President and Chief Accounting Officer

The remaining information required by this item will be included under the captions "Proposal No.1 - Election of Directors", "Executive Summary" within "Compensation Discussion and Analysis" and "Corporate Governance Principles and Board Matters" in our definitive Proxy Statement for the 2024 2025 Annual Meeting of Shareholders ("2024 2025 Proxy Statement") and is incorporated herein by reference. Our 2024 2025 Proxy Statement is expected to be filed with the Securities and Exchange Commission on or prior to April 30, 2024 April 30, 2025.

Item 11. Executive Compensation.

The information required by this item will be included under the caption "Compensation Discussion and Analysis" in our 2024 2025 Proxy Statement and is incorporated herein by reference. In addition, the information from a portion of the 2025 Proxy Statement under "Report of the Compensation Committee" is incorporated herein by reference and furnished in this Form 10-K and shall not be deemed "filed" for purposes of Section 18 of the Securities and Exchange Act of 1934, nor shall it be deemed incorporated by reference in any filing under the Securities Act of 1933. Our 2024 2025 Proxy Statement is expected to be filed with the Securities and Exchange Commission on or prior to April 30, 2024 April 30, 2025.

Item 12. Security Ownership of Certain Beneficial Owners and Management and Related Stockholder Matters.

Equity Compensation Plan Information

The following table summarizes our equity compensation plans as of December 31, 2023 December 31, 2024:

Plan category	Plan category	Number of securities to be issued upon exercise of outstanding options, warrants and rights	Weighted-average exercise price of outstanding options, warrants and rights	Number of securities remaining available for future issuance under equity compensation plans (excluding securities reflected in the first column)	Plan category	Number of securities to be issued upon exercise of outstanding options, warrants and rights	Weighted-average exercise price of outstanding options, warrants and rights	Number of securities remaining available for future issuance under equity compensation plans (excluding securities reflected in the first column)
Equity compensation plans approved by security holders (1)								
Equity compensation plans not approved by security holders								
Total								

- (1) This category includes the restricted share units ("RSUs") authorized to be issued under the 2010 and 2018 Equity Incentive Plans. At December 31, 2023 As of December 31, 2024, there were 27,482 23,047 RSUs outstanding. Of the shares remaining available for future issuance under the shareholder approved plans, up to a total of 17,808 16,782 may be issued as RSUs. The weighted-average exercise price of outstanding options under security holder approved plans was \$3,557.78. \$3,815.26.

The remaining information required by this item will be included under the caption "Security Ownership of Certain Beneficial Owners and Management" in our 2024 2025 Proxy Statement and is incorporated herein by reference. Our 2024 2025 Proxy Statement is expected to be filed with the Securities and Exchange Commission on or prior to April 30, 2024 April 30, 2025.

Item 13. Certain Relationships and Related Transactions, and Director Independence.

The information required by this item will be included under the caption "Corporate Governance Principles and Board Matters" in our 2024 2025 Proxy Statement and is incorporated herein by reference. Our 2024 2025 Proxy Statement is expected to be filed with the Securities and Exchange Commission on or prior to April 30, 2024 April 30, 2025.

Item 14. Principal Accountant Fees and Services.

The information required by this item will be included under the caption "Proposal No. 2 - Ratification of Appointment of Independent Auditor" in our 2024 2025 Proxy Statement and is incorporated herein by reference. Our 2024 2025 Proxy Statement is expected to be filed with the Securities and Exchange Commission on or prior to April 30, 2024 April 30, 2025.

PART IV

Item 15. Exhibits and Financial Statement Schedules.

The following documents are filed as part of this report:

1. Financial Statements

NVR, Inc. - Consolidated Financial Statements

Reports of Independent Registered Public Accounting Firm (KPMG LLP, McLean, VA, Auditor Firm ID: 185)

Consolidated Balance Sheets

Consolidated Statements of Income

Consolidated Statements of Shareholders' Equity

Consolidated Statements of Cash Flows

Notes to Consolidated Financial Statements

2. Exhibits

Exhibit Number	Exhibit Description	Incorporated by Reference			
		Form	File Number	Exhibit Number	Filing Date
3.1	Restated Articles of Incorporation of NVR, Inc.	10-K		3.1	2/25/2011
3.2	Bylaws, as amended, of NVR, Inc.	8-K		3.1	3/17/2016
4.1	Indenture dated as of April 14, 1998 between NVR, Inc., as issuer and the Bank of New York as trustee.	8-K		4.3	4/23/1998
4.2	Form of Note (included in Indenture).	8-K		4.5	4/23/1998
4.3	Fifth Supplemental Indenture dated September 10, 2012 among NVR, Inc. and U.S. Bank Trust National Association.	8-K		4.1	9/10/2012
4.4	Sixth Supplemental Indenture dated as of May 4, 2020 among NVR, Inc. and U.S. Bank Trust National Association.	8-K		4.1	5/4/2020
4.5	Seventh Supplemental Indenture dated September 9, 2020 between NVR, Inc. and U.S. Bank Trust National Association.	8-K		4.1	9/9/2020
4.6	Eighth Supplemental Indenture dated September 17, 2020 between NVR, Inc. and U.S. Bank Trust National Association.	8-K		4.2	9/17/2020
4.7	Form of Global Note.	8-K		4.2	9/10/2012
4.8	Description of Securities of NVR, Inc.	10-K		4.5	2/19/2020
10.1*	Amended and Restated Employment Agreement between NVR, Inc. and Paul C. Saville dated November 4, 2015.	10-Q		10.1	11/6/2015
10.2*	Amended and Restated Employment Agreement between NVR, Inc. and Daniel D. Malzahn dated November 4, 2015.	10-Q		10.2	11/6/2015
10.3*	Amended and Restated Employment Agreement between NVR, Inc. and Eugene J. Bredow dated November 4, 2015.	10-Q		10.4	11/6/2015
10.4*	Amendment No. 1 to Employment Agreement between NVR, Inc. and Eugene J. Bredow dated March 1, 2018.	10-Q		10.1	5/1/2018
10.5*	Amendment No. 2 to Employment Agreement between NVR, Inc. and Eugene J. Bredow dated April 1, 2019.	10-Q		10.2	5/1/2019
10.6*	Extension of Employment Agreement between NVR, Inc. and Paul C. Saville date November 4, 2020.	10-Q		10.1	11/4/2020

Exhibit Number	Exhibit Description	Incorporated by Reference			
		Form	File Number	Exhibit Number	Filing Date
3.1	Restated Articles of Incorporation of NVR, Inc.	10-K		3.1	2/25/2011
3.2	Bylaws, as amended, of NVR, Inc.	8-K		3.1	12/12/2024
4.1	Indenture dated as of April 14, 1998 between NVR, Inc., as issuer and the Bank of New York as trustee.	8-K		4.3	4/23/1998
4.2	Form of Note (included in Indenture).	8-K		4.5	4/23/1998
4.3	Fifth Supplemental Indenture dated September 10, 2012 among NVR, Inc. and U.S. Bank Trust National Association.	8-K		4.1	9/10/2012
4.4	Sixth Supplemental Indenture dated as of May 4, 2020 among NVR, Inc. and U.S. Bank Trust National Association.	8-K		4.1	5/4/2020

4.5	Seventh Supplemental Indenture dated September 9, 2020 between NVR, Inc. and U.S. Bank Trust National Association.	8-K	4.1	9/9/2020
4.6	Eighth Supplemental Indenture dated September 17, 2020 between NVR, Inc. and U.S. Bank Trust National Association.	8-K	4.2	9/17/2020
4.7	Form of Global Note.	8-K	4.2	9/10/2012
4.8	Description of Securities of NVR, Inc.	10-K	4.5	2/19/2020
10.1*	Amended and Restated Employment Agreement between NVR, Inc. and Paul C. Saville dated November 4, 2015.	10-Q	10.1	11/6/2015
10.2*	Amended and Restated Employment Agreement between NVR, Inc. and Daniel D. Malzahn dated November 4, 2015.	10-Q	10.2	11/6/2015
10.3*	Amended and Restated Employment Agreement between NVR, Inc. and Eugene J. Bredow dated November 4, 2015.	10-Q	10.4	11/6/2015
10.4*	Amendment No. 1 to Employment Agreement between NVR, Inc. and Eugene J. Bredow dated March 1, 2018.	10-Q	10.1	5/1/2018
10.5*	Amendment No. 2 to Employment Agreement between NVR, Inc. and Eugene J. Bredow dated April 1, 2019.	10-Q	10.2	5/1/2019
10.6*	Extension of Employment Agreement between NVR, Inc. and Paul C. Saville date November 4, 2020.	10-Q	10.1	11/4/2020

Incorporated by Reference

Exhibit Number	Exhibit Description	Form	File Number	Exhibit Number	Filing Date
10.7*	Extension of Employment Agreement between NVR, Inc. and Daniel D. Malzahn date November 4, 2020.	10-Q		10.2	11/4/2020
10.8*	Extension of Employment Agreement between NVR, Inc. and Eugene J. Bredow date November 4, 2020.	10-Q		10.4	11/4/2020
10.9*	Amendment No. 1 to the Employment Agreement between NVR, Inc. and Paul C. Saville dated May 4, 2022.	8-K		10.1	5/6/2022
10.10*	Amendment No. 3 to the Employment Agreement between NVR, Inc. and Eugene J. Bredow dated May 4, 2022.	8-K		10.2	5/6/2022
10.11*	Amendment No. 1 to the Employment Agreement between NVR, Inc. and Daniel D. Malzahn dated May 4, 2022.	8-K		10.3	5/6/2022
10.12*	Profit Sharing Plan of NVR, Inc. and Affiliated Companies.	S-8	333-29241	4.1	6/13/1997
10.13*	Employee Stock Ownership Plan of NVR, Inc.	10-K/A			12/31/1994
10.14*	Amended and Restated NVR, Inc. Nonqualified Deferred Compensation Plan.	10-Q		10.5	11/6/2015
10.15*	First Amendment to NVR, Inc. Nonqualified Deferred Compensation Plan.	10-K		10.36	2/15/2017
10.16*	Description of the Board of Directors' compensation arrangement.	10-K		10.15	2/13/2019
10.17*	NVR, Inc. 2018 Equity Incentive Plan	S-8	333-224629	10.1	5/3/2018
10.18*	The Form of Non-Qualified Stock Option Agreement (Management time-based grants) under the NVR, Inc. 2018 Equity Incentive Plan.	8-K		10.1	5/14/2018
10.19*	The Form of Non-Qualified Stock Option Agreement (Director time-based grants) under the NVR, Inc. 2018 Equity Incentive Plan.	8-K		10.2	5/14/2018
10.20*	The Form of Non-Qualified Stock Option Agreement (Management performance-based grants) under the NVR, Inc. 2018 Equity Incentive Plan.	8-K		10.3	5/14/2018
10.21*	The Form of Non-Qualified Stock Option Agreement (Director performance-based grants) under the NVR, Inc. 2018 Equity Incentive Plan.	8-K		10.4	5/14/2018
10.22*	The Form of Restricted Share Units Agreement (Management grants) under the NVR, Inc. 2018 Equity Incentive Plan.	8-K		10.5	5/14/2018
10.23*	The Form of Restricted Share Units Agreement (Director grants) under the NVR, Inc. 2018 Equity Incentive Plan.	8-K		10.6	5/14/2018
10.24*	NVR, Inc. 2014 Equity Incentive Plan.	S-8	333-195756	10.1	5/7/2014
10.25*	The Form of Non-Qualified Stock Option Agreement (Management time-based grants) under the NVR, Inc. 2014 Equity Incentive Plan.	8-K		10.4	5/6/2022
10.26*	The Form of Non-Qualified Stock Option Agreement (Director time-based grants) under the NVR, Inc. 2014 Equity Incentive Plan.	8-K		10.2	5/7/2014
10.27*	The Form of Non-Qualified Stock Option Agreement (Management performance-based grants) under the NVR, Inc. 2014 Equity Incentive Plan.	8-K		10.5	5/6/2022

Incorporated by Reference

Exhibit Number	Exhibit Description	Form	File Number	Exhibit Number	Filing Date
10.28*	The Form of Non-Qualified Stock Option Agreement (Director performance-based grants) under the NVR, Inc. 2014 Equity Incentive Plan.	8-K		10.4	5/7/2014
10.29*	NVR, Inc. 2010 Equity Incentive Plan.	S-8	333-166512	10.1	5/4/2010

10.30*	The Amended Form of Non-Qualified Stock Option Agreement (Management grants) under the NVR, Inc. 2010 Equity Incentive Plan.	10-K	10.29	2/13/2019
10.31*	The Form of Non-Qualified Stock Option Agreement (Management performance-based grants) under the NVR, Inc. 2010 Equity Incentive Plan.	10-K	10.30	2/13/2019
10.32*	The Form of Non-Qualified Stock Option Agreement (Director grants) under the NVR, Inc. 2010 Equity Incentive Plan.	8-K	10.2	5/6/2010
10.33*	The Form of Restricted Share Units Agreement (Management grants) under the NVR, Inc. 2010 Equity Incentive Plan.	10-Q	10.2	7/30/2013
10.34*	The Form of Restricted Share Units Agreement (Director grants) under the NVR, Inc. 2010 Equity Incentive Plan.	8-K	10.4	5/6/2010
10.35	Second Amended and Restated Master Repurchase Agreement dated July 20, 2022 between NVR Mortgage Finance, Inc. and U.S. Bank National Association.	10-Q	10.4	8/3/2022
10.36	First Amendment to Second Amended and Restated Master Repurchase Agreement dated July 19, 2023 between NVR Mortgage Finance, Inc. and U.S. Bank National Association.	10-Q	10.10	8/2/2023
10.37	Amended and Restated Credit Agreement dated February 12, 2021 among NVR, Inc. and the lenders party hereto, Bank of America, N.A., as Administrative Agent and BofA Securities, Inc. as Sole Lead Arranger and Sole Book Runner.	10-K	10.48	2/12/2021
10.38	First Amendment to Amended and Restated Credit Agreement dated December 9, 2022 by and among NVR, Inc. and Bank of America, N.A. as Administrative Agent.	10-K	10.37	2/16/2022
10.39*	Summary of 2024 Executive Officer Incentive Compensation plan. Filed herewith.			
21	NVR, Inc. Subsidiaries. Filed herewith.			
23	Consent of KPMG LLP (Independent Registered Public Accounting Firm). Filed herewith.			
31.1	Certification of NVR's Chief Executive Officer pursuant to Rule 13a-14(a). Filed herewith.			
31.2	Certification of NVR's Chief Financial Officer pursuant to Rule 13a-14(a). Filed herewith.			
32	Certification of NVR's Chief Executive Officer and Chief Financial Officer pursuant to 18 U.S.C. Section 1350, as adopted pursuant to Section 906 of the Sarbanes-Oxley Act of 2002. Filed herewith.			
97*	Compensation Recovery Policy. Filed herewith.			

Exhibit Number	Exhibit Description	Incorporated by Reference			
		Form	File Number	Exhibit Number	Filing Date
10.28*	The Form of Non-Qualified Stock Option Agreement (Director performance-based grants) under the NVR, Inc. 2014 Equity Incentive Plan.	8-K		10.4	5/7/2014
10.29*	NVR, Inc. 2010 Equity Incentive Plan.	S-8	333-166512	10.1	5/4/2010
10.30*	The Amended Form of Non-Qualified Stock Option Agreement (Management grants) under the NVR, Inc. 2010 Equity Incentive Plan.	10-K		10.29	2/13/2019
10.31*	The Form of Non-Qualified Stock Option Agreement (Management performance-based grants) under the NVR, Inc. 2010 Equity Incentive Plan.	10-K		10.30	2/13/2019
10.32*	The Form of Non-Qualified Stock Option Agreement (Director grants) under the NVR, Inc. 2010 Equity Incentive Plan.	8-K		10.2	5/6/2010
10.33*	The Form of Restricted Share Units Agreement (Management grants) under the NVR, Inc. 2010 Equity Incentive Plan.	10-Q		10.2	7/30/2013

10.34*	The Form of Restricted Share Units Agreement (Director grants) under the NVR, Inc. 2010 Equity Incentive Plan.	8-K	10.4	5/6/2010
10.35	Second Amended and Restated Master Repurchase Agreement dated July 20, 2022 between NVR Mortgage Finance, Inc. and U.S. Bank National Association.	10-Q	10.4	8/3/2022
10.36	First Amendment to Second Amended and Restated Master Repurchase Agreement dated July 19, 2023 between NVR Mortgage Finance, Inc. and U.S. Bank National Association.	10-Q	10.1	8/2/2023
10.37	Second Amendment to the Second Amended and Restated Master Repurchase Agreement dated July 16, 2024 between NVR Mortgage Finance, Inc. and U.S. Bank National Association.	10-Q	10.1	8/6/2024
10.38	Amended and Restated Credit Agreement dated February 12, 2021 among NVR, Inc. and the lenders party hereto, Bank of America, N.A., as Administrative Agent and BofA Securities, Inc. as Sole Lead Arranger and Sole Book Runner.	10-K	10.48	2/12/2021
10.39	First Amendment to Amended and Restated Credit Agreement dated December 9, 2022 by and among NVR, Inc. and Bank of America, N.A., as Administrative Agent.	10-K	10.37	2/16/2022
10.40*	Summary of 2025 Executive Officer Incentive Compensation Plan. Filed herewith.			
19	Insider Trading Compliance Policy. Filed herewith.			
21	NVR, Inc. Subsidiaries. Filed herewith.			
23	Consent of KPMG LLP (Independent Registered Public Accounting Firm). Filed herewith.			
31.1	Certification of NVR's Chief Executive Officer pursuant to Rule 13a-14(a). Filed herewith.			
31.2	Certification of NVR's Chief Financial Officer pursuant to Rule 13a-14(a). Filed herewith.			

Exhibit Number	Exhibit Description	Incorporated by Reference			
		Form	File Number	Exhibit Number	Filing Date
32	Certification of NVR's Chief Executive Officer and Chief Financial Officer pursuant to 18 U.S.C. Section 1350, as adopted pursuant to Section 906 of the Sarbanes-Oxley Act of 2002. Filed herewith.				
97*	Compensation Recovery Policy. Filed herewith.				
101.INS	XBRL Instance Document - the instance document does not appear in the Interactive Data File because XBRL tags are embedded within the Inline XBRL document.				
101.SCH	XBRL Taxonomy Extension Schema Document				
101.CAL	XBRL Taxonomy Extension Calculation Linkbase Document				
101.DEF	XBRL Taxonomy Extension Definition Linkbase Document				
101.LAB	XBRL Taxonomy Extension Label Linkbase Document				
101.PRE	XBRL Taxonomy Extension Presentation Linkbase Document				
104	Cover Page Interactive Data File (formatted as Inline XBRL and contained in Exhibit 101).				
	* Exhibit is a management contract or compensatory plan or arrangement.				

SIGNATURES

Pursuant to the requirements of Section 13 or 15(d) of the Securities Exchange Act of 1934, the registrant has duly caused this report to be signed on its behalf by the undersigned, thereunto duly authorized.

NVR, Inc.

February 14,

2024 12, 2025

By: /s/ Eugene J. Bredow

Eugene J. Bredow

President and Chief Executive Officer

Pursuant to the requirements of the Securities Exchange Act of 1934, this report has been signed by the following persons on behalf of the registrant and in the capacities and on the dates indicated.

<u>Signature</u>	<u>Title</u>	<u>Date</u>
/s/ Paul C. Saville	Executive Chairman	February 14, 2024 12, 2025
Paul C. Saville		
/s/ C.E. C. E. Andrews	Director	February 14, 2024 12, 2025
C. E. Andrews		
/s/ Sallie B. Bailey	Director	February 14, 2024 12, 2025
Sallie B. Bailey		
/s/ Thomas D. Eckert	Director	February 14, 2024 12, 2025
Thomas D. Eckert		
/s/ Alfred E. Festa	Director	February 14, 2024 12, 2025
Alfred E. Festa		
/s/ Alexandra A. Jung	Director	February 14, 2024 12, 2025
Alexandra A. Jung		
/s/ Mel Martinez	Director	February 14, 2024 12, 2025
Mel Martinez		
/s/ David A. Preiser	Director	February 14, 2024 12, 2025
David A. Preiser		
/s/ W. Grady Rosier	Director	February 14, 2024 12, 2025
W. Grady Rosier		
/s/ Susan Williamson Ross	Director	February 14, 2024 12, 2025
Susan Williamson Ross		
/s/ Eugene J. Bredow	Principal Executive Officer	February 14, 2024 12, 2025
Eugene J. Bredow		
/s/ Daniel D. Malzahn	Principal Financial Officer	February 14, 2024 12, 2025
Daniel D. Malzahn		
/s/ Matthew B. Kelpy	Principal Accounting Officer	February 14, 2024 12, 2025
Matthew B. Kelpy		

Report of Independent Registered Public Accounting Firm

To the Shareholders and Board of Directors
NVR, Inc.:

Opinion on the Consolidated Financial Statements

We have audited the accompanying consolidated balance sheets of NVR, Inc. and subsidiaries (the Company) as of December 31, 2023 December 31, 2024 and 2022, 2023, the related consolidated statements of income, shareholders' equity, and cash flows for each of the years in the three-year period ended December 31, 2023 December 31, 2024, and the related notes (collectively, the consolidated financial statements). In our opinion, the consolidated financial statements present fairly, in all material respects, the financial

position of the Company as of **December 31, 2023** **December 31, 2024** and **2022, 2023**, and the results of its operations and its cash flows for each of the years in the three-year period ended **December 31, 2023** **December 31, 2024**, in conformity with U.S. generally accepted accounting principles.

We also have audited, in accordance with the standards of the Public Company Accounting Oversight Board (United **Sates** **States**) (PCAOB), the Company's internal control over financial reporting as of **December 31, 2023** **December 31, 2024**, based on criteria established in *Internal Control - Integrated Framework (2013)* issued by the Committee of Sponsoring Organizations of the Treadway Commission, and our report dated **February 14, 2024** **February 12, 2025** expressed an unqualified opinion on the effectiveness of the Company's internal control over financial reporting.

Basis for Opinion

These consolidated financial statements are the responsibility of the Company's management. Our responsibility is to express an opinion on these consolidated financial statements based on our audits. We are a public accounting firm registered with the PCAOB and are required to be independent with respect to the Company in accordance with the U.S. federal securities laws and the applicable rules and regulations of the Securities and Exchange Commission and the PCAOB.

We conducted our audits in accordance with the standards of the PCAOB. Those standards require that we plan and perform the audit to obtain reasonable assurance about whether the consolidated financial statements are free of material misstatement, whether due to error or fraud. Our audits included performing procedures to assess the risks of material misstatement of the consolidated financial statements, whether due to error or fraud, and performing procedures that respond to those risks. Such procedures included examining, on a test basis, evidence regarding the amounts and disclosures in the consolidated financial statements. Our audits also included evaluating the accounting principles used and significant estimates made by management, as well as evaluating the overall presentation of the consolidated financial statements. We believe that our audits provide a reasonable basis for our opinion.

Critical Audit Matter

The critical audit matter communicated below is a matter arising from the current period audit of the consolidated financial statements that was communicated or required to be communicated to the audit committee and that: (1) relates to accounts or disclosures that are material to the consolidated financial statements and (2) involved our especially challenging, subjective, or complex judgments. The communication of a critical audit matter does not alter in any way our opinion on the consolidated financial statements, taken as a whole, and we are not, by communicating the critical audit matter below, providing a separate opinion on the critical audit matter or on the accounts or disclosures to which it relates.

Assessment of the allowance for losses on contract land deposits

As discussed in Notes 1 and 3 to the consolidated financial statements, the Company's allowance for losses on contract land deposits ("lot deposit **reserve** allowance") was **\$53,397,000** **\$58,597,000** recorded against total contract land deposit assets of **\$629,948,000** **\$785,272,000** as of **December 31, 2023** **December 31, 2024**. The Company estimated the lot deposit **reserve allowance** using a loss contingency analysis that assesses a combination of quantitative and qualitative information for each individual deposit associated with a community. As the Company does not own the lots on which they have placed a deposit, the loss contingency analysis assesses contracts on a community-by-community basis and records an estimated lot deposit **reserve allowance** for communities which may result in forfeiture of the lot deposit. In estimating **this reserve, the lot deposit allowance**, the Company evaluates whether it can sell houses at an acceptable profit margin and sales pace, and considers market and economic conditions.

We identified the assessment of the lot deposit **reserve allowance** as a critical audit matter. Such assessment involved measurement uncertainty that required subjective auditor judgment. Specifically, the assessment encompassed the evaluation of the loss contingency analysis, inclusive of (1) the method used to estimate the **reserve allowance** assigned to a lot deposit, (2) the quantitative data metrics, as applicable, of profit **margin margins** and sales volumes, and (3) the qualitative factors, as applicable, of developer performance and community specific factors. In addition, it was challenging to obtain objective audit evidence, and evaluate the sufficiency of that audit evidence.

The following are the primary procedures we performed to address this critical audit matter. We evaluated the design and tested the operating effectiveness of certain internal controls over (1) the development and approval of the loss contingency analysis, (2) the determination of the quantitative data metrics and qualitative factors used in the analysis, and (3) the preparation and measurement of the lot deposit **reserve allowance** estimate. We evaluated the process to develop the quantitative and qualitative information used to assess the lot deposit **reserve allowance** rates. Specifically, we assessed the consistency of data used in the process with its source, evaluated the reliability of data sources, and considered if all relevant data points were used in the analysis. We tested the **reserve lot deposit allowance** balance by:

- assessing the recoverability of a sample of individual lot deposits and comparing our results to those of the Company
- analyzing the timing of changes for a sample of lot deposits for consistency with changes in quantitative or qualitative data
- evaluating the consistency of the loss contingency analysis by comparing the **reserve** treatment of similar lot deposits and community positions between the current and prior years
- comparing prior **reserve lot deposit allowance** estimates to subsequent lot deposit forfeiture activity.

We also evaluated the collective results of the procedures performed to assess the sufficiency of the audit evidence obtained related to the Company's lot deposit **reserve allowance**.

/s/ KPMG LLP

We have served as the Company's auditor since 1987.

Report of Independent Registered Public Accounting Firm

To the Shareholders and Board of Directors
NVR, Inc.:

Opinion on Internal Control Over Financial Reporting

We have audited NVR, Inc. and subsidiaries' (the Company) internal control over financial reporting as of December 31, 2023 December 31, 2024, based on criteria established in Internal Control - Integrated Framework (2013) issued by the Committee of Sponsoring Organizations of the Treadway Commission. In our opinion, the Company maintained, in all material respects, effective internal control over financial reporting as of December 31, 2023 December 31, 2024, based on criteria established in Internal Control - Integrated Framework (2013) issued by the Committee of Sponsoring Organizations of the Treadway Commission.

We also have audited, in accordance with the standards of the Public Company Accounting Oversight Board (United States) (PCAOB), the consolidated balance sheets of the Company as of December 31, 2023 December 31, 2024 and 2022, 2023, the related consolidated statements of income, shareholders' equity, and cash flows for each of the years in the three-year period ended December 31, 2023 December 31, 2024, and the related notes (collectively, the consolidated financial statements), and our report dated February 14, 2024 February 12, 2025 expressed an unqualified opinion on those consolidated financial statements.

Basis for Opinion

The Company's management is responsible for maintaining effective internal control over financial reporting and for its assessment of the effectiveness of internal control over financial reporting, included in the accompanying Management's Report on Internal Control Over Financial Reporting. Our responsibility is to express an opinion on the Company's internal control over financial reporting based on our audit. We are a public accounting firm registered with the PCAOB and are required to be independent with respect to the Company in accordance with the U.S. federal securities laws and the applicable rules and regulations of the Securities and Exchange Commission and the PCAOB.

We conducted our audit in accordance with the standards of the PCAOB. Those standards require that we plan and perform the audit to obtain reasonable assurance about whether effective internal control over financial reporting was maintained in all material respects. Our audit of internal control over financial reporting included obtaining an understanding of internal control over financial reporting, assessing the risk that a material weakness exists, and testing and evaluating the design and operating effectiveness of internal control based on the assessed risk. Our audit also included performing such other procedures as we considered necessary in the circumstances. We believe that our audit provides a reasonable basis for our opinion.

Definition and Limitations of Internal Control Over Financial Reporting

A company's internal control over financial reporting is a process designed to provide reasonable assurance regarding the reliability of financial reporting and the preparation of financial statements for external purposes in accordance with generally accepted accounting principles. A company's internal control over financial reporting includes those policies and procedures that (1) pertain to the maintenance of records that, in reasonable detail, accurately and fairly reflect the transactions and dispositions of the assets of the company; (2) provide reasonable assurance that transactions are recorded as necessary to permit preparation of financial statements in accordance with generally accepted accounting principles, and that receipts and expenditures of the company are being made only in accordance with authorizations of management and directors of the company; and (3) provide reasonable assurance regarding prevention or timely detection of unauthorized acquisition, use, or disposition of the company's assets that could have a material effect on the financial statements.

Because of its inherent limitations, internal control over financial reporting may not prevent or detect misstatements. Also, projections of any evaluation of effectiveness to future periods are subject to the risk that controls may become inadequate because of changes in conditions, or that the degree of compliance with the policies or procedures may deteriorate.

/s/ KPMG LLP

McLean, Virginia
February 14, 2024 12, 2025

NVR, Inc.
Consolidated Balance Sheets
(in thousands, except share and per share data)

	December 31, 2023	December 31, 2022
	December 31, 2024	December 31, 2023

ASSETS

Homebuilding:

Homebuilding:

Homebuilding:

Cash and cash equivalents	
Cash and cash equivalents	
Cash and cash equivalents	
Restricted cash	
Receivables	
Inventory:	
Lots and housing units, covered under sales agreements with customers	
Lots and housing units, covered under sales agreements with customers	
Lots and housing units, covered under sales agreements with customers	
Lots and housing units covered under sales agreements with customers	
Lots and housing units covered under sales agreements with customers	
Lots and housing units covered under sales agreements with customers	
Unsold lots and housing units	
Land under development	
Building materials and other	
	1,950,150
	2,058,707
Contract land deposits, net	
Contract land deposits, net	
Contract land deposits, net	
Property, plant and equipment, net	
Operating lease right-of-use assets	
Reorganization value in excess of amounts allocable to identifiable assets, net	
Deferred tax assets, net	
Other assets	
	6,142,087
	5,888,232

Mortgage Banking:

Cash and cash equivalents	
Cash and cash equivalents	
Cash and cash equivalents	
Restricted cash	
Mortgage loans held for sale, net	
Property and equipment, net	
Operating lease right-of-use assets	
Reorganization value in excess of amounts allocable to identifiable assets, net	
Other assets	
	459,670
	492,756
Total assets	

See notes to consolidated financial statements.

NVR, Inc.
Consolidated Balance Sheets (Continued)
(in thousands, except share and per share data)

December 31,
2023 December 31, 2022

	December 31,	
	2024	December 31, 2023
LIABILITIES AND SHAREHOLDERS' EQUITY		
<i>Homebuilding:</i>		
<i>Homebuilding:</i>		
<i>Homebuilding:</i>		
Accounts payable		
Accounts payable		
Accounts payable		
Accrued expenses and other liabilities		
Customer deposits		
Operating lease liabilities		
Senior notes		
	2,084,046	
	2,092,055	
	Mortgage	Mortgage
<i>Mortgage Banking:</i>	<i>Banking:</i>	<i>Banking:</i>
Accounts payable and other liabilities		
Operating lease liabilities		
	152,986	
	78,861	
Total liabilities		
<i>Commitments and contingencies</i>		
<i>Commitments and contingencies</i>		
<i>Commitments and contingencies</i>		
<i>Shareholders' equity:</i>		
<i>Shareholders' equity:</i>		
<i>Shareholders' equity:</i>		
Common stock, \$0.01 par value; 60,000,000 shares authorized; 20,555,330 shares issued as of both December 31, 2023 and December 31, 2022		
Common stock, \$0.01 par value; 60,000,000 shares authorized; 20,555,330 shares issued as of both December 31, 2023 and December 31, 2022		
Common stock, \$0.01 par value; 60,000,000 shares authorized; 20,555,330 shares issued as of both December 31, 2023 and December 31, 2022		
Common stock, \$0.01 par value; 60,000,000 shares authorized; 20,555,330 shares issued as of both December 31, 2024 and December 31, 2023		
Common stock, \$0.01 par value; 60,000,000 shares authorized; 20,555,330 shares issued as of both December 31, 2024 and December 31, 2023		
Common stock, \$0.01 par value; 60,000,000 shares authorized; 20,555,330 shares issued as of both December 31, 2024 and December 31, 2023		
Additional paid-in capital		
Deferred compensation trust – 106,697 shares of NVR, Inc. common stock as of both December 31, 2023 and December 31, 2022		
Deferred compensation trust – 106,697 shares of NVR, Inc. common stock as of both December 31, 2024 and December 31, 2023		
Deferred compensation liability		
Retained earnings		
Less treasury stock at cost – 17,360,454 and 17,336,397 shares as of December 31, 2023 and December 31, 2022, respectively		
Less treasury stock at cost – 17,543,686 and 17,360,454 shares as of December 31, 2024 and December 31, 2023, respectively		
Total shareholders' equity		
Total liabilities and shareholders' equity		

See notes to consolidated financial statements.

NVR, Inc.
Consolidated Statements of Income
(in thousands, except per share data)

Year Ended December 31,

	2023	2022	2021
	2024	2023	2022
Homebuilding:			
Revenues			
Revenues			
Revenues			
Other income			
Cost of sales			
Selling, general and administrative			
Operating income			
Interest expense			
Homebuilding income			
Mortgage Banking:			
Mortgage Banking:			
Mortgage Banking:			
Mortgage banking fees			
Mortgage banking fees			
Mortgage banking fees			
Interest income			
Other income			
General and administrative			
Interest expense			
Mortgage banking income			
Income before taxes			
Income before taxes			
Income before taxes			
Income tax expense			
Net income			
Net income			
Net income			
Basic earnings per share			
Basic earnings per share			
Basic earnings per share			
Diluted earnings per share			
Diluted earnings per share			
Diluted earnings per share			
Basic weighted average shares outstanding			
Basic weighted average shares outstanding			
Basic weighted average shares outstanding			
Diluted weighted average shares outstanding			
Diluted weighted average shares outstanding			
Diluted weighted average shares outstanding			

See notes to consolidated financial statements.

NVR, Inc.
Consolidated Statements of Shareholders' Equity
(in thousands)

	Common Stock	Additional Paid-In Capital	Retained Earnings	Treasury Stock	Deferred Compensation Trust	Deferred Compensation Liability	Total	Common Stock	Additional Paid-In Capital	Retained Earnings	Treasury Stock	Deferred Compensation Trust	Deferred Compensation Liability	Total
Balance, December 31, 2020														
Net income														
Net income														
Net income														
Purchase of common stock for treasury														
Purchase of common stock for treasury														
Purchase of common stock for treasury														
Equity-based compensation														
Proceeds from stock options exercised														
Treasury stock issued upon option exercise and restricted share vesting														
Balance, December 31, 2021														
Net income														
Net income														
Net income														
Purchase of common stock for treasury														
Purchase of common stock for treasury														
Purchase of common stock for treasury														
Equity-based compensation														
Proceeds from stock options exercised														
Treasury stock issued upon option exercise and restricted share vesting														
Balance, December 31, 2022														
Net income														
Net income														
Net income														
Purchase of common stock for treasury														
Purchase of common stock for treasury														
Purchase of common stock for treasury														
Equity-based compensation														
Proceeds from stock options exercised														
Treasury stock issued upon option exercise and restricted share vesting														
Balance, December 31, 2023														
Net income														
Net income														
Net income														
Purchase of common stock for treasury														
Purchase of common stock for treasury														
Purchase of common stock for treasury														
Equity-based compensation														
Proceeds from stock options exercised														
Treasury stock issued upon option exercise and restricted share vesting														
Balance, December 31, 2023														
Balance, December 31, 2024														

See notes to consolidated financial statements.

NVR, Inc.
Consolidated Statements of Cash Flows
(in thousands)

	Year Ended December 31,		Year Ended December 31,			
	2023	2022	2021	2024	2023	2022
Cash flows from operating activities:						
Net income						
Net income						
Net income						
Adjustments to reconcile net income to net cash provided by operating activities:						
Depreciation and amortization						
Depreciation and amortization						
Depreciation and amortization						
Equity-based compensation expense						
Contract land deposit (recoveries) impairments and other impairments, net						
Contract land deposit impairments (recoveries) and other impairments, net						
Gain on sale of loans, net						
Deferred tax benefit						
Deferred tax expense (benefit)						
Mortgage loans closed						
Mortgage loans sold and principal payments on mortgage loans held for sale						
Distribution of earnings from unconsolidated joint ventures						
Net change in assets and liabilities:						
(Increase) decrease in inventory						
(Increase) decrease in inventory						
(Increase) decrease in inventory						
Increase in contract land deposits						
(Increase) decrease in receivables						
Increase (decrease) in accounts payable and accrued expenses						
Increase (decrease) in customer deposits						
Decrease (increase) in receivables						
(Decrease) increase in accounts payable and accrued expenses						
(Decrease) increase in customer deposits						
Other, net						
Net cash provided by operating activities						
Cash flows from investing activities:						
Cash flows from investing activities:						
Cash flows from investing activities:						
Investments in and advances to unconsolidated joint ventures						
Investments in and advances to unconsolidated joint ventures						
Investments in and advances to unconsolidated joint ventures						
Distribution of capital from unconsolidated joint ventures						
Purchase of property, plant and equipment						
Proceeds from the sale of property, plant and equipment						
Net cash used in investing activities						
Cash flows from financing activities:						
Cash flows from financing activities:						
Cash flows from financing activities:						
Purchase of treasury stock						
Purchase of treasury stock						

Purchase of treasury stock
Redemption of senior notes
Redemption of senior notes
Redemption of senior notes
Principal payments on finance lease liabilities
Principal payments on finance lease liabilities
Principal payments on finance lease liabilities
Proceeds from the exercise of stock options
Proceeds from the exercise of stock options
Proceeds from the exercise of stock options
Net cash used in financing activities
Net increase (decrease) in cash, restricted cash, and cash equivalents
Net increase (decrease) in cash, restricted cash, and cash equivalents
Net increase (decrease) in cash, restricted cash, and cash equivalents
Net (decrease) increase in cash, restricted cash, and cash equivalents
Net (decrease) increase in cash, restricted cash, and cash equivalents
Net (decrease) increase in cash, restricted cash, and cash equivalents
Cash, restricted cash, and cash equivalents, beginning of the year
Cash, restricted cash, and cash equivalents, end of the year
Cash, restricted cash, and cash equivalents, end of the year
Cash, restricted cash, and cash equivalents, end of the year
Supplemental disclosures of cash flow information:
Supplemental disclosures of cash flow information:
Supplemental disclosures of cash flow information:
Interest paid during the year, net of interest capitalized
Interest paid during the year, net of interest capitalized
Interest paid during the year, net of interest capitalized
Income taxes paid during the year, net of refunds

See notes to consolidated financial statements.

NVR, Inc.

Notes to Consolidated Financial Statements
(dollars in thousands, except per share data)

1. Summary of Significant Accounting Policies

Principles of Consolidation

The accompanying consolidated financial statements include the accounts of NVR, Inc. and its subsidiaries ("NVR", the "Company", "we", "us", or "our") and certain other entities in which the Company is deemed to be the primary beneficiary (see Notes 3 and 4 herein for additional information). All significant intercompany transactions have been eliminated in consolidation.

Use of Estimates in the Preparation of Financial Statements

The preparation of financial statements in conformity with accounting principles generally accepted in the United States of America ("GAAP") requires management to make estimates and assumptions that affect the reported amounts of assets and liabilities, the disclosure of contingent assets and liabilities at the date of the financial statements, and the reported amounts of revenues and expenses during the reporting periods. Management continually evaluates the estimates used to prepare the consolidated financial statements and updates those estimates as necessary. In general, our estimates are based on historical experience, on information from third party professionals, and other various assumptions that are believed to be reasonable under the facts and circumstances. Actual results could differ materially from those estimates made by management.

Cash and Cash Equivalents

Cash and cash equivalents include short-term investments with maturities at acquisition of three months or less.

Restricted Cash

Homebuilding restricted cash ~~was~~ is attributable to customer deposits for certain home sales. Mortgage banking restricted cash includes amounts collected from customers for loans in process and closed mortgage loans held for sale.

Homebuilding Inventory

The carrying value of inventory is stated at the lower of cost or market value. Cost of lots and completed and uncompleted housing units represent the accumulated actual cost of the units. Field construction supervisors' salaries and related direct overhead expenses are included in inventory costs. Interest costs are not capitalized into inventory, with the exception of land under development and joint venture investments, as applicable (see below). Upon settlement, the cost of the unit is expensed on a specific identification basis. Cost of building materials is determined on a first-in, first-out basis.

Sold inventory is evaluated for impairment based on the contractual sales price compared to the total estimated cost to construct. Unsold inventory is evaluated for impairment by analyzing recent comparable sales prices within the applicable community compared to the costs incurred to date plus the expected costs to complete. Any calculated impairments are recorded immediately in cost of sales.

Contract Land Deposits

We purchase finished lots under fixed price lot purchase agreements ("LPAs") that require deposits that may be forfeited if we fail to perform under the contract. The deposits are in the form of cash or letters of credit in varying amounts and represent a percentage of the aggregate purchase price of the finished lots.

We maintain an allowance for losses on contract land deposits that reflects our judgment of the present loss exposure in the existing contract land deposit portfolio at the end of the reporting period. To analyze contract land deposit impairments, we conduct a loss contingency analysis each quarter. In addition to considering market and economic conditions, we assess contract land deposit impairments on a community-by-community basis pursuant to the purchase contract terms, analyzing quantitative and qualitative information including, as applicable, current sales absorption levels, recent sales' profit margin, the dollar differential between the contractual purchase price and the current market price for lots, a developer's performance, a developer's financial ability or willingness to reduce lot prices to current market prices, if necessary, and the contract's default status by either us or the developer along with an analysis of the expected outcome of any such default.

Our analysis is focused on whether we can sell houses at an acceptable profit margin and sales pace in a particular community in the current market. Because we do not own the finished lots on which we have placed a contract land deposit, if the above analysis leads to a determination that we cannot sell homes at an acceptable profit margin and sales pace at the current contractual lot price, we then determine whether we will elect to default under the contract, forfeit the deposit and terminate the contract, or whether we will attempt to restructure the LPA, which may require us to forfeit the deposit to obtain contract concessions from a developer. We also assess whether impairment is present due to **collectibility collectability** issues resulting from a developer's non-performance because of financial or other conditions.

NVR, Inc.

Notes to Consolidated Financial Statements
(dollars in thousands, except per share data)

For the year ended **December 31, 2024, we incurred a net pre-tax charge of approximately \$7,200 related to the impairment of contract land deposits. For the year ended December 31, 2023, we recognized a net pre-tax recovery of approximately \$2,900 of contract land deposits previously determined to be unrecoverable. For the year ended December 31, 2022, we incurred a net pre-tax charge of approximately \$27,500 related to the impairment of contract land deposits. For the year ended December 31, 2021, we recognized a net pre-tax recovery of approximately \$22,100 of contract land deposits previously determined to be unrecoverable.** The contract land deposit assets on the accompanying consolidated balance sheets are shown net of the allowance for losses of **\$58,597 and \$53,397 as of December 31, 2024 and \$57,060 at December 31, 2023 and 2022, 2023, respectively.**

Land Under Development

On a limited basis, we directly acquire raw parcels of land already zoned for **its their** intended use to develop into finished lots. Land under development includes the land acquisition costs, direct improvement costs, capitalized interest, where applicable, and real estate taxes.

Land under development, including the land under development held by our unconsolidated joint ventures and the related joint venture investments, is reviewed for potential write-downs when impairment indicators are present. In addition to considering market and economic conditions, we assess land under development impairments on a community-by-community basis, analyzing, as applicable, current sales absorption levels, recent sales' profit margin, and the dollar differential between the projected fully-developed cost of the lots and the current market price for lots. If indicators of impairment are present for a community, we perform an analysis to determine if the undiscounted cash flows estimated to be generated by those assets are less than their carrying amounts, and if so, impairment charges are required to be recorded in an amount by which the carrying amount of the assets exceeds the fair value of such assets. Our determination of fair value is primarily based on discounting the estimated future cash flows at a rate commensurate with the inherent risks associated with the assets and related estimated cash flow streams. See Notes 4 and 5 for further discussion of joint venture investments and land under development, respectively.

Property, Plant, and Equipment

Property, plant, and equipment are carried at cost less accumulated depreciation and amortization. Depreciation is based on the estimated useful lives of the assets using the straight-line method. Model home furniture and fixtures are generally depreciated over a 2-year period, office facilities and other equipment are depreciated over a period of 3 to 10 years and production facilities are depreciated over periods of 5 to 40 years.

Leases

We determine if an arrangement is a lease, or contains a lease, at the inception of the arrangement. Once determined that an arrangement is a lease, we then determine if the lease is an operating lease or a finance lease. Both operating and finance leases result in us recording a right-of-use ("ROU") asset and lease liability on our balance sheet. The ROU assets and lease liabilities are recognized based on the present value of lease payments over the lease term, discounted using our incremental borrowing rate at the commencement date of the lease. We estimate our incremental borrowing rate based on available published borrowing rates commensurate with our debt rating and the **leases lease** term, adjusted to infer collateralization. Specific lease terms may include options to extend or terminate the lease when we believe it is reasonably certain that we will exercise that option.

We recognize operating lease expense on a straight-line basis over the lease term. We have elected to use the portfolio approach for certain equipment leases which have similar lease terms and payment schedules. Additionally, for certain equipment we account for the lease and non-lease components as a single lease component. Our sublease income is de minimis. We have certain leases, primarily the leases of model homes, which have initial lease terms of twelve months or less ("Short-term leases"). As is allowed under GAAP, we have elected to exclude Short-term leases from the recognition requirements and they are not included in our recognized ROU assets and lease liabilities. Operating leases are reported in "Operating lease right-of-use assets" and "Operating lease liabilities" and finance leases are recorded in homebuilding "Property, plant and equipment, net" and **Accrued Accrued** expenses and other liabilities" on the accompanying consolidated balance sheets. See Note 12 herein for further information.

Warranty/Product Liability Reserves

We establish warranty and product liability reserves ("Warranty Reserve") to provide for estimated future expenses as a result of construction and product defects, product recalls and litigation incidental to our homebuilding business. Liability estimates are determined based on management's judgment considering such factors as historical experience, the likely current cost of corrective action, manufacturers' and subcontractors' participation in sharing the cost of corrective action, consultations with third party experts such as engineers, and discussions with our General Counsel and outside counsel retained to handle specific product liability cases.

Mortgage Repurchase Reserve, Mortgage Loans Held for Sale and Derivatives and Hedging Activities

We originate several different loan products to our customers to finance the purchase of a home through our wholly-owned mortgage subsidiary, NVR Mortgage Finance, Inc. ("NVRM"). NVRM sells **almost all of** the loans it originates into the secondary **market**

NVR, Inc.

Notes to Consolidated Financial Statements
(dollars in thousands, except per share data)

market **primarily** on a servicing released basis, typically within 30 days from closing. All of the loans that NVRM originates are underwritten to the standards and specifications of the ultimate investor. Those underwriting standards are typically equal to or more stringent than the underwriting standards required by Fannie Mae ("FNMA"), Ginnie Mae ("GNMA"), Freddie Mac ("FHLMC"), the Department of Veterans Affairs ("VA") and the Federal Housing Administration ("FHA"). Insofar as NVRM underwrites its originated loans to those standards, NVRM bears no increased concentration of credit risk from the issuance of loans, except in certain limited instances where repurchases or early payment defaults occur. NVRM employs a quality control department to ensure that its underwriting controls are **operating** effectively, **operating**, and further assesses the underwriting function as part of its assessment of internal controls over financial reporting. NVRM maintains a reserve for losses on mortgage loans originated that reflects our judgment of the present loss exposure in the loans that NVRM has originated and sold. The reserve is calculated based on an analysis of historical experience and exposure (see Note 15 herein for further information).

Mortgage loans held for sale are recorded at fair value when closed, and thereafter are carried at the lower of cost or fair value, net of deferred origination costs, until sold.

In the normal course of business, NVRM enters into contractual commitments to extend credit to **buyers of single-family homes** **homebuyers** with fixed expiration dates. The commitments become effective when the borrowers "lock-in" a specified interest rate within time frames established by NVRM. All borrowers are evaluated for credit worthiness prior to the extension of the commitment. Market risk arises if interest rates move adversely between the time of the "lock-in" of rates by the borrower and the sale date of the loan to an investor. To mitigate the effect of the interest rate risk inherent in providing rate lock commitments to borrowers, NVRM enters into optional or mandatory delivery forward sale contracts to sell whole loans and mortgage-backed securities to investors. The forward sale contracts lock-in a range of interest rates and prices for the sale of loans similar to the specific rate lock commitments. NVRM does not engage in speculative derivative activities. Both the rate lock commitments to borrowers and the forward sale contracts to investors are undesignated derivatives, and, accordingly, are marked to fair value through earnings. **At December 31, 2023** **As of December 31, 2024**, there were contractual commitments to extend credit to borrowers aggregating **\$2,110,217**, **\$2,006,907**, and open forward delivery sale contracts aggregating **\$1,856,541**, **\$2,140,042**, which hedge both the rate lock loan commitments and closed loans held for sale (see Note 14 herein for a description of the Company's fair value accounting).

Earnings per Share

The following weighted average shares and share equivalents were used to calculate basic and diluted earnings per share for the years ended **December 31, 2023** **December 31, 2024**, **2022** **2023** and **2021**; **2022**:

		Year Ended December 31,			Year Ended December 31,	
		2023	2022		2024	2023
Weighted average number of shares outstanding used to calculate basic EPS						
Dilutive securities:	Dilutive securities:					
Stock options and restricted share units						
Weighted average number of shares and share equivalents outstanding used to calculate diluted EPS						

The assumed proceeds used in the treasury method for calculating our diluted earnings per share includes the amount the employee must pay upon exercise and the amount of compensation cost attributed to future services not yet recognized.

The following stock options and restricted share units issued under equity incentive plans were outstanding during the years ended **December 31, 2023** **December 31, 2024**, **2022** **2023** and **2021**; **2022**, but were not included in the computation of diluted earnings per share because the effect would have been anti-dilutive.

	Year Ended December 31,		
	2023	2022	2021
Anti-dilutive securities	14,444	194,884	23,062

	Year Ended December 31,		
	2024	2023	2022
Anti-dilutive securities	5,230	14,444	194,884

NVR, Inc.
Notes to Consolidated Financial Statements
(dollars in thousands, except per share data)

Revenues – Homebuilding Operations

We build single-family detached homes, townhomes and condominium buildings, which generally are constructed on a pre-sold basis. Revenue is recognized on the settlement date at the contract sales price, when control is transferred to our customers. Our contract liabilities, consisting of deposits received from customers on homes not settled, were \$334,441 \$322,926 and \$313,804 \$334,441 as of December 31, 2023 December 31, 2024 and 2022, 2023, respectively. Substantially all customer deposits are recognized in revenue within twelve months of being received from customers. Our contract assets, consisting of prepaid sales compensation, totaled approximately \$17,900 \$21,700 and \$15,300 \$17,900 as of December 31, 2023 December 31, 2024 and 2022, 2023, respectively. These amounts are included in homebuilding "Other assets" on the accompanying consolidated balance sheets.

Mortgage Banking Fees

Mortgage banking fees include income earned by NVRM for originating mortgage loans, servicing mortgage loans held on an interim basis, title fees, gains and losses on the sale of mortgage loans and mortgage servicing and other activities incidental to mortgage banking. Mortgage banking fees are generally recognized after the loan has been sold to an unaffiliated, third party investor.

Income Taxes

Income taxes are accounted for under the asset and liability method. Deferred tax assets and liabilities are recognized for the future tax consequences attributable to differences between the financial statement carrying amounts of existing assets and liabilities and their respective tax basis. Deferred tax assets and liabilities are measured using enacted tax rates expected to apply to taxable income in the years in which those temporary differences are expected to be recovered or settled. The effect on the deferred tax assets and liabilities of a change in tax rates is recognized in income in the period that includes the enactment date.

ASC 740-10, *Income Taxes*, provides that a tax benefit from an uncertain tax position may be recognized when it is more-likely-than-not (defined as a likelihood of more than 50%) that the position will be sustained upon examination, including resolution of any related appeals or litigation processes, based on the technical merits. If a tax position does not meet the more-likely-than-not recognition threshold, despite our belief that its filing position is supportable, the benefit of that tax position is not recognized in the statements of income. We recognize interest related to unrecognized tax benefits as a component of income tax expense. Based on our historical experience in dealing with various taxing authorities, we have found that it is the administrative practice of the taxing authorities to not seek penalties from us for the tax positions we have taken on our returns related to our unrecognized tax benefits. Therefore, we do not accrue penalties for the positions in which we have an unrecognized tax benefit. We recognize unrecognized tax benefits in the period that the uncertainty is eliminated by either affirmative agreement of the uncertain tax position by the applicable taxing authority, by expiration of the applicable statute of limitation, or by determination in accordance with certain states' administrative practices that the uncertain tax position has been effectively settled (see Note 10 herein for further information).

Financial Instruments

Except as otherwise noted herein, we believe that the carrying value approximates the fair value of our financial instruments (see Note 14 herein for further information).

Equity-Based Compensation

We recognize equity-based compensation expense within our income statement for all share-based payment arrangements, which includes non-qualified stock options to purchase shares of NVR common stock ("Options") and restricted share units ("RSUs"). Compensation expense is based on grant-date fair value of the Options and RSUs granted, and is recognized on a straight-line basis over the requisite service period for the entire award (from the date of grant through the period of the last separately vesting portion of the grant). Options and RSUs which are subject to a performance condition are treated as a separate award from the "service-only" Options and RSUs, and compensation expense is recognized when it becomes probable that the stated performance target will be achieved. We calculate the fair value of our Options, which are not publicly traded, using the Black-Scholes option-pricing model. The grant date fair value of the RSUs is the closing price of our common stock on the day immediately preceding the date of grant. The reversal of compensation expense previously recognized for grants forfeited is recorded in the period in which the forfeiture occurs. Our equity-based compensation plans are accounted for as equity-classified awards (see Note 11 herein for further discussion of equity-based compensation plans).

Comprehensive Income

For the years ended December 31, 2023 December 31, 2024, 2022 2023 and 2021, 2022, comprehensive income equaled net income; therefore, a separate statement of comprehensive income is not included in the accompanying consolidated financial statements.

NVR, Inc.
Notes to Consolidated Financial Statements
(dollars in thousands, except per share data)

Recently Issued Accounting Pronouncements

In December 2023, November 2024, the Financial Accounting Standards Board ("FASB") issued Accounting Standards Update ("ASU") 2024-03, "Income Statement-Reporting Comprehensive Income-Expense Disaggregation Disclosures (Subtopic 220-40): Disaggregation of Income Statement Expenses", requiring public entities to disclose additional information about specific expense categories in the notes to the financial statements on an interim and annual basis. ASU 2024-03 is effective for fiscal years beginning after December 15, 2026, and for interim periods beginning after December 15, 2027, with early adoption permitted. The Company is currently evaluating the impact that the adoption of ASU 2024-03 will have on our consolidated financial statements and related disclosures.

In December 2023, the FASB issued ASU 2023-09, "Income Taxes - Improvements to Income Tax Disclosures." The amendments in the ASU requires require disclosure of specific categories in the rate reconciliation and for the entity to provide additional information for reconciling items that meet a quantitative threshold. The ASU will be effective for our fiscal year ending December 31, 2025. The amendments in the ASU are to be applied on a prospective basis and early adoption is permitted. We are currently evaluating the impact that the adoption of ASU 2023-09 will have on our consolidated financial statements and related disclosures.

Recently Adopted Accounting Pronouncements

In November 2023, the FASB issued ASU 2023-07, "Segment Reporting - Improvements to Reportable Segment Disclosures." The amendments in the ASU are intended to improve reportable segment disclosure requirements, primarily through enhanced disclosures about significant segment expenses that are regularly provided to the chief operating decision maker and included within each reported measure of segment profit or loss. The amendments also expand interim segment disclosure requirements. The ASU will be effective for our fiscal year ending December 31, 2024 and for interim periods starting in the first quarter of fiscal year 2025. The amendments in this ASU Public entities are required to be applied on a retrospective basis and early adoption is permitted. We are currently evaluating apply the impact that the adoption of disclosure requirements in ASU 2023-07, will have as well as all existing segment disclosures and reconciliation requirements in ASC 280 on our an interim and annual basis. The Company adopted ASU 2023-07 during the year ended December 31, 2024. See Note 2 in the accompanying notes to the consolidated financial statements and related disclosures. for further detail.

2. Segment Information, Nature of Operations, and Certain Concentrations

Our homebuilding operations primarily construct and sell single-family detached homes, townhomes and condominium buildings under three trade names: Ryan Homes, NVHomes and Heartland Homes. The Ryan Homes product is marketed primarily to first-time and first-time move-up buyers. Ryan Homes operates in thirty-six metropolitan areas located in Maryland, Virginia, Washington, D.C., Delaware, West Virginia, Pennsylvania, Ohio, New York, New Jersey, Indiana, Illinois, North Carolina, South Carolina, Georgia, Florida, Tennessee and Tennessee. Kentucky. The NVHomes and Heartland Homes products are marketed primarily to move-up and luxury buyers. NVHomes operates in Delaware, New Jersey, and the Washington, D.C., Baltimore, MD and Philadelphia, PA metropolitan areas. Heartland Homes operates in the Pittsburgh, PA metropolitan area.

Our mortgage banking operations primarily operate in the markets where we have homebuilding operations, as substantially all of our loan closing activity is for our homebuilding customers. Our mortgage banking business generates revenues primarily from origination fees, gains on sales of loans, and title fees.

The following disclosure includes four homebuilding operating and reportable segments that aggregate geographically our homebuilding operating segments, divisions, and the mortgage banking operations presented as a single reportable segment. The homebuilding reportable segments are comprised of operating divisions in the following geographic areas:

Mid Atlantic:	Maryland, Virginia, West Virginia, Delaware and Washington, D.C.
North East:	New Jersey and Eastern Pennsylvania
Mid East:	New York, Ohio, Western Pennsylvania, Indiana and Illinois
South East:	North Carolina, South Carolina, Tennessee, Florida, Georgia and Georgia Kentucky

The Company's Chief Operating Decision Maker ("CODM"), identified as the Chief Executive Officer, utilizes segment profit to evaluate the performance of the Company's homebuilding and mortgage banking operating segments against the annual plan to make resource allocation decisions.

Homebuilding segment profit before tax includes all revenues and income generated from the sale of homes, less the cost of homes sold, selling, general and administrative expenses, and a corporate capital allocation charge. The corporate capital allocation charge is eliminated in consolidation and is based on the segment's average net assets employed. The corporate capital allocation charged to the operating segment allows the Chief Operating Decision Maker ("CODM") CODM to determine whether the operating segment's results are providing the desired rate of return after covering our cost of capital.

NVR, Inc.

Notes to Consolidated Financial Statements (dollars in thousands, except per share data)

Assets not allocated to the operating segments are not included in either the operating segment's corporate capital allocation charge or the CODM's evaluation of the operating segment's performance. We record charges on contract land deposits when it is determined that it is probable that recovery of the deposit is impaired. For segment reporting purposes, impairments on contract land deposits are charged to the operating segment upon the termination of an LPA with the developer, or the restructuring of an LPA resulting in the forfeiture of the deposit.

Mortgage banking segment profit before tax consists of revenues generated from mortgage financing, title insurance and closing services, less the costs of such services and general and administrative costs, costs, including certain corporate overhead functions. Mortgage banking operations are not charged a corporate capital allocation charge.

In addition to the corporate capital allocation and contract land deposit impairments discussed above, the other reconciling items between segment profit and consolidated profit before tax taxes include unallocated corporate overhead (including all management incentive compensation), equity-based compensation expense, consolidation adjustments and external corporate interest income and expense. Our overhead functions, such as accounting, treasury and human resources are centrally performed and the costs are not

NVR, Inc.

Notes to Consolidated Financial Statements (dollars in thousands, except per share data)

allocated to our homebuilding operating segments. Consolidation adjustments consist of such items necessary to convert the reportable segments' results, which are predominantly maintained on a cash basis, to a full accrual basis for external financial statement presentation purposes, and are not allocated to our operating segments.

External corporate interest expense primarily consists of interest charges on our 3.00% Senior Notes due 2030 (the “Senior Notes”), which are not charged to the operating segments because the charges are included in the corporate capital allocation discussed above.

The following tables present certain segment financial data, with reconciliations to the amounts reported for the consolidated company, where applicable:

	Year Ended December 31,			Year Ended December 31,			
	2023	2022		2024	2023		
Revenues:	Revenues:		Revenues:				
Homebuilding Mid Atlantic							
Homebuilding North East							
Homebuilding Mid East							
Homebuilding South East							
Mortgage Banking							
Consolidated revenues							

	Year Ended December 31,		
	2023	2022	2021
Profit before taxes:			
Homebuilding Mid Atlantic	\$ 745,323	\$ 994,027	\$ 734,941
Homebuilding North East	169,012	157,333	105,432
Homebuilding Mid East	257,865	343,236	271,756
Homebuilding South East	440,538	577,030	329,982
Mortgage Banking	138,313	125,756	176,251
Total segment profit	1,751,051	2,197,382	1,618,362
Reconciling items:			
Contract land deposit reserve adjustment (1)	3,279	(27,300)	22,163
Equity-based compensation expense (2)	(99,507)	(82,537)	(58,234)
Corporate capital allocation (3)	288,805	302,904	252,787
Unallocated corporate overhead	(175,208)	(129,998)	(139,611)
Consolidation adjustments and other (4)	44,619	(1,719)	(56,511)
Corporate interest income	142,083	32,457	2,840
Corporate interest expense	(26,749)	(37,995)	(51,393)
Reconciling items sub-total	177,322	55,812	(27,959)
Consolidated profit before taxes	\$ 1,928,373	\$ 2,253,194	\$ 1,590,403

	Year Ended December 31,		
	2024	2023	2022
Segment cost of sales:			
Homebuilding Mid Atlantic	\$ (3,318,299)	\$ (3,165,964)	\$ (3,485,731)
Homebuilding North East	(862,223)	(704,654)	(665,877)
Homebuilding Mid East	(1,447,286)	(1,350,843)	(1,670,604)
Homebuilding South East	(2,206,202)	(1,823,002)	(1,768,902)

NVR, Inc.

Notes to Consolidated Financial Statements
(dollars in thousands, except per share data)

	Year Ended December 31,		
	2024	2023	2022
Segment selling, general & administrative expense:			
Homebuilding Mid Atlantic	\$ (151,470)	\$ (144,641)	\$ (144,837)

Homebuilding North East	(46,132)	(41,651)	(39,286)
Homebuilding Mid East	(80,254)	(76,241)	(82,879)
Homebuilding South East	(142,865)	(111,432)	(98,360)
Mortgage Banking	(96,630)	(85,555)	(89,340)

	Year Ended December 31,		
	2024	2023	2022
Corporate capital allocation charge:			
Homebuilding Mid Atlantic	\$ (139,780)	\$ (135,618)	\$ (143,251)
Homebuilding North East	(40,614)	(33,269)	(30,623)
Homebuilding Mid East	(43,989)	(39,005)	(51,376)
Homebuilding South East	(106,514)	(80,913)	(77,654)

	Year Ended December 31,		
	2024	2023	2022
Other segment items, net:			
Homebuilding Mid Atlantic	\$ 2,036	\$ 1,589	\$ 1,517
Homebuilding North East	321	297	576
Homebuilding Mid East	628	440	833
Homebuilding South East	2,690	3,040	1,310
Mortgage Banking (1)	23,777	20,271	15,432

- (1) This item represents changes relates primarily to the contract land deposit impairment reserve, which are not allocated to the reportable segments. See further discussion of contract land deposit impairment charges in Note 3.
- (2) The increase in equity-based compensation expense in both 2023 interest income received on mortgage loans closed and 2022 was primarily attributable to a four year block grant of Options and RSUs in May 2022. See Note 11 mortgage loans held for additional discussion of equity-based compensation.
- (3) This item represents the elimination of the corporate capital allocation charge included in the respective homebuilding reportable segments. The corporate capital allocation charge is based on the segment's monthly average asset balance, and was as follows for the years presented: sale.

NVR, Inc.

Notes to Consolidated Financial Statements
(dollars in thousands, except per share data)

	Year Ended December 31,			Year Ended December 31,		
	2023	2022	2021	2024	2023	2022
Corporate capital allocation charge:						
Segment profit:						
Homebuilding Mid Atlantic						
Homebuilding North East						
Homebuilding Mid East						
Homebuilding South East						
Total corporate capital allocation charge						
Mortgage Banking						
Total segment profit						
Reconciling items:						
Contract land deposit allowance adjustment (2)						
Equity-based compensation expense (3)						
Corporate capital allocation (4)						
Unallocated corporate overhead						
Consolidation adjustments and other (5)						

Corporate interest income
Corporate interest expense
Reconciling items sub-total
Consolidated profit before taxes

- (2) This item represents changes to the contract land deposit impairment allowance, which are not allocated to our reportable segments. See further discussion of contract land deposit impairment charges in Note 3.
- (3) This item represents compensation expense for all Option and RSU grants. See Note 11 for additional discussion of equity-based compensation.
- (4) This item represents the elimination of the corporate capital allocation charge included in the respective homebuilding segments. The corporate capital allocation charge is based on the segment's monthly average asset balance.
- (5) The consolidation adjustments and other in each period are primarily driven by attributable to changes in units under construction as well as significant fluctuations in lumber prices year over year, year, and any significant changes in material costs, primarily lumber. Our reportable segments' results include the intercompany profits of our production facilities for home packages delivered to our homebuilding divisions. Costs related to homes not yet settled are reversed through the consolidation adjustment and recorded in inventory. These costs are subsequently recorded through the consolidation adjustment when the respective homes are settled. The consolidation adjustment in 2021 was negatively impacted by a higher number of units under construction as of the end of the year compared to the prior year end, resulting in an increase in the reversal of intercompany profits year over year through the consolidation adjustment. In 2022, the consolidation adjustment was favorably impacted by a reduction in the number of units and value of the units under construction, resulting in a decrease in intercompany profits deferred. The consolidation adjustment in 2023 was favorably impacted by a reduction in the value of units under construction, resulting in a decrease in intercompany profits deferred. This favorable impact was offset partially by the recognition of previously deferred home package costs that included higher priced lumber.

	As of December 31,	
	2023	2022
Assets:		
Homebuilding Mid Atlantic	\$ 1,252,360	\$ 1,152,564
Homebuilding North East	314,904	250,001
Homebuilding Mid East	368,154	378,833
Homebuilding South East	796,505	697,923
Mortgage Banking	452,323	406,456
Total segment assets	3,184,246	2,885,777
Reconciling items:		
Cash and cash equivalents	3,126,472	2,503,424
Deferred taxes	148,005	143,585
Intangible assets and goodwill	49,368	49,368
Operating lease right-of-use assets	70,384	71,081
Finance lease right-of-use assets	13,310	13,745
Contract land deposit reserve	(53,397)	(57,060)
Consolidation adjustments and other	63,369	51,053
Reconciling items sub-total	3,417,511	2,775,196
Consolidated assets	\$ 6,601,757	\$ 5,660,973

NVR, Inc.

Notes to Consolidated Financial Statements
(dollars in thousands, except per share data)

	Year Ended December 31,		
	2023	2022	2021
Interest income:			
Mortgage Banking	\$ 16,687	\$ 11,853	\$ 8,725
Total segment interest income	16,687	11,853	8,725
Other unallocated interest income	142,087	32,458	3,154
Consolidated interest income	\$ 158,774	\$ 44,311	\$ 11,879

	As of December 31,	
	2024	2023
Assets:		
Homebuilding Mid Atlantic	\$ 1,337,659	\$ 1,252,360
Homebuilding North East	368,300	314,904
Homebuilding Mid East	396,854	368,154
Homebuilding South East	914,318	796,505
Mortgage Banking	485,409	452,323
Total segment assets	3,502,540	3,184,246
Reconciling items:		
Cash and cash equivalents	2,561,339	3,126,472
Deferred taxes	142,192	148,005
Intangible assets and goodwill	49,368	49,368
Operating lease right-of-use assets	78,340	70,384
Finance lease right-of-use assets	37,638	13,310
Contract land deposit allowance	(58,597)	(53,397)
Consolidation adjustments and other	68,168	63,369
Reconciling items sub-total	2,878,448	3,417,511
Consolidated assets	\$ 6,380,988	\$ 6,601,757

	Year Ended December 31,		
	2023	2022	2021
Interest expense:			
Homebuilding Mid Atlantic	\$ 135,679	\$ 143,322	\$ 124,385
Homebuilding North East	33,310	30,658	25,463
Homebuilding Mid East	39,021	51,384	43,695
Homebuilding South East	80,921	77,685	59,381
Mortgage Banking	865	1,384	1,587
Total segment interest expense	289,796	304,433	254,511
Corporate capital allocation (3)	(288,805)	(302,904)	(252,787)
Senior Notes and other interest	26,749	37,995	51,393
Consolidated interest expense	\$ 27,740	\$ 39,524	\$ 53,117

	Year Ended December 31,		
	2023	2022	2021
Depreciation and amortization:			
Homebuilding Mid Atlantic	\$ 5,914	\$ 5,923	\$ 6,183
Homebuilding North East	1,125	1,216	1,628
Homebuilding Mid East	3,724	3,948	4,259
Homebuilding South East	3,218	3,093	3,325
Mortgage Banking	1,296	1,135	1,283
Total segment depreciation and amortization	15,277	15,315	16,678
Unallocated corporate	1,639	2,081	2,785
Consolidated depreciation and amortization	\$ 16,916	\$ 17,396	\$ 19,463

3. Variable Interest Entities

Lot Purchase Agreements

We generally do not engage in land development. Instead, we typically acquire finished building lots at market prices from various third party land developers under LPAs. The LPAs require deposits that may be forfeited if we fail to perform under the LPAs. The deposits required under the LPAs are in the form of cash or letters of credit in varying amounts, and typically range up to 10% of the aggregate purchase price of the finished lots.

We believe this lot acquisition strategy reduces the financial risks associated with direct land ownership and land development. We may, at our option, choose for any reason and at any time not to perform under these LPAs by delivering notice of our intent not to acquire the finished lots under contract. Our sole legal obligation and economic loss for failure to perform under these LPAs is limited to the amount of the deposit pursuant to the liquidated damage provisions contained within the LPAs. None of the creditors of any of the development entities with which we enter LPAs have recourse to our general credit. We generally do not have any specific performance obligations to purchase a certain number or any of the lots, nor do we guarantee completion of the development by the developer or guarantee any of the developers' financial or other liabilities.

We are not involved in the design or creation of the development entities from which we purchase lots under LPAs. The developer's equity holders have the power to direct 100% of the operating activities of the development entity. We have no voting rights in any of the development entities. The sole purpose of the development entity's activities is to generate positive cash flow

NVR, Inc.
Notes to Consolidated Financial Statements
(dollars in thousands, except per share data)

returns for the equity holders. Further, we do not share in any of the profit or loss generated by the project's development. The profits and losses are passed directly to the developer's equity holders.

The deposit placed by us pursuant to the LPA is deemed to be a variable interest in the respective development entities. Those development entities are deemed to be variable interest entities ("VIE"). Therefore, the development entities with which we enter into LPAs, including the joint venture limited liability corporations, discussed below, are evaluated for possible consolidation by us. An enterprise must consolidate a VIE when that enterprise has a controlling financial interest in the VIE. An enterprise is deemed to have a controlling financial interest if it has i) the power to direct the activities of a VIE that most significantly impact the entity's economic performance, and ii) the obligation to absorb losses of the VIE that could be significant to the VIE or the rights to receive benefits from the VIE that could be significant to the VIE.

We believe the activities that most significantly impact a development entity's economic performance are the operating activities of the entity. Unless and until a development entity completes finished building lots through the development process to be

NVR, Inc.
Notes to Consolidated Financial Statements
(dollars in thousands, except per share data)

able to sell, the process of which the development entity's equity investors bear the full risk, the entity does not earn any revenues. The operating development activities are managed solely by the development entity's equity investors.

The development entities with which we contract to buy finished lots typically select the respective projects, obtain the necessary zoning approvals, obtain the financing required with no support or guarantees from us, select who will purchase the finished lots and at what price, and manage the completion of the infrastructure improvements, all for the purpose of generating a cash flow return to the development entity's equity holders and all independent of us. We possess no more than limited protective legal rights through the LPA in the specific finished lots that we are purchasing, and we possess no participative rights in the development entities. Accordingly, we do not have the power to direct the activities of a developer that most significantly impact the developer's economic performance. For this reason, we concluded that we are not the primary beneficiary of the development entities with which we enter into LPAs, and therefore we do not consolidate any of these VIEs.

As of December 31, 2023 December 31, 2024, we controlled approximately 134,900 155,000 lots under LPAs with third parties through deposits in cash and letters of credit totaling approximately \$617,000 \$764,900 and \$7,700, \$8,700, respectively. As noted above, our sole legal obligation and economic loss for failure to perform under these LPAs is limited to the amount of the deposit pursuant to the liquidated damage provisions contained in the LPAs and, in very limited circumstances, specific performance obligations. During 2023, 2024, we recorded a net reversal incurred pre-tax impairment charges on lot deposits of approximately \$2,900 related to previously impaired lot deposits based on current market conditions, \$7,200. Our contract land deposit asset is shown net of a \$58,597 and \$53,397 impairment allowance as of December 31, 2024 and \$57,060 impairment reserve at December 31, 2023 and December 31, 2022, respectively.

In addition, we have certain properties under contract with land owners that are expected to yield approximately 22,700 35,900 lots, which are not included in the number of total lots controlled. Some of these properties may require rezoning or other approvals to achieve the expected yield. These properties are controlled with deposits in cash and letters of credit deposits totaling approximately \$13,000 and \$100, respectively, \$20,400 as of December 31, 2023 December 31, 2024, of which approximately \$3,800 \$8,400 is refundable if we do not perform under the contract. We generally expect to assign the raw land contracts to a land developer and simultaneously enter into an LPA with the assignee if the project is determined to be feasible.

Our total risk of loss related to contract land deposits as of December 31, 2023 December 31, 2024 and 2022 2023 was as follows:

	As of December 31,		As of December 31,	
	2023	2022	2024	2023
Contract land deposits				
Loss reserve on contract land deposits				
Allowance for losses on contract land deposits				
Contract land deposits, net				
Contingent obligations in the form of letters of credit				
Total risk of loss				

4. Joint Ventures

On a limited basis, we obtain acquire finished lots using joint venture limited liability corporations ("JVs"). The JVs are typically structured such that we are a non-controlling member and at risk only for the amount we have invested, or committed to invest, in addition to any deposits placed under LPAs with the joint venture. We are not a borrower, guarantor or obligor on any debt of the JVs, as applicable. We enter into LPAs to purchase lots from these JVs, and as a result have a variable interest in these JVs. We determined that we are not the primary beneficiary in any of the JVs because we and the JV partner either share power or the JV partner has the controlling financial interest.

NVR, Inc.
Notes to Consolidated Financial Statements
(dollars in thousands, except per share data)

At December 31, 2023 As of December 31, 2024, we had an aggregate investment totaling approximately \$29,200 \$29,300 in four three JVs that are expected to produce approximately 5,200 5,150 lots, of which approximately 4,850 4,800 lots were controlled by us and the remaining approximately 350 lots were either under contract with unrelated parties or not currently under contract. We had additional funding commitments totaling approximately \$11,500 \$8,400 in one of the JVs at December 31, 2023 as of December 31, 2024. The investment in JVs is reported in the "Other assets" line item on the accompanying consolidated balance sheets. None of the JVs had any indicators of impairment as of December 31, 2023 December 31, 2024.

At December 31, 2022 As of December 31, 2023, we had an aggregate investment totaling approximately \$27,200 \$29,200 in five four JVs that were expected to produce approximately 5,300 5,200 finished lots, of which approximately 4,900 4,850 lots were controlled by us and the remaining approximately 400 350 lots were either under contract with unrelated parties or not currently under contract. In addition, at December 31, 2022 as of December 31, 2023, we had additional funding commitments in the aggregate totaling approximately \$13,000 \$11,500 in one of the JVs. During 2022, we recognized an impairment of approximately \$1,000 related to one of the JVs. The charge was recorded to homebuilding "Cost of sales" on the accompanying consolidated statements of income. None of the other JVs had any indicators of impairment during 2022.

5. Land Under Development

On a limited basis, we directly acquire raw land parcels already zoned for its intended use to develop into finished lots. Land under development includes the land acquisition costs, direct improvement costs, capitalized interest, where applicable, and real estate taxes.

NVR, Inc.
Notes to Consolidated Financial Statements
(dollars in thousands, except per share data)

taxes. During 2023, the first quarter of 2024, we had the following significant land under development transactions:

- Purchased purchased a raw land parcel for approximately \$19,600, \$20,000, which is expected to produce approximately 500 850 lots.
- Sold a land parcel to a developer for approximately \$5,600, which approximated our carry value of the property as of the sale date. In conjunction with the sale, we entered into an LPA with the developer for the option to purchase the finished lots expected to be developed from the parcel.
- Completed the development of a land parcel and transferred development costs totaling approximately \$5,200 to finished lots which is reported in "Unsold lots and housing units" in the accompanying condensed consolidated balance sheet as of December 31, 2023.

As of December 31, 2023 December 31, 2024, we owned land with a carrying value of \$36,895 \$65,394 that we intend expect to develop be developed into approximately 1,750 2,600 finished lots primarily for use in our homebuilding operations. We also have additional funding commitments of approximately \$1,600 under a joint development agreement related to one project, a portion of which we expect will be offset by development credits of approximately \$900. None of our land under development projects had any indicators of impairment as of December 31, 2023 December 31, 2024.

As of December 31, 2022 December 31, 2023, we directly owned land with a carrying value of \$27,100, \$36,895, which was expected to produce approximately 1,900 1,750 finished lots.

6. Capitalized Interest

We capitalize interest costs to land under development during the active development of finished lots. In addition, we capitalize interest costs to our joint venture investments while the investments are considered qualified assets pursuant to ASC 835-20, Interest. Capitalized interest is transferred to inventory as the development of finished lots is completed, then charged to cost of sales upon our settlement of homes and the respective lots. Interest incurred in excess of the interest capitalizable based on the level of qualified assets is expensed in the period incurred.

Our interest costs incurred, capitalized, expensed and charged to cost of sales during the years ended December 31, 2023 December 31, 2024, 2022 2023 and 2021 2022 was as follows:

	Year Ended December 31,			Year Ended December 31,		
	2023	2022	2021	2024	2023	2022
Interest capitalized, beginning of year						
Interest incurred						
Interest charged to interest expense						

Interest charged to cost of sales
Interest capitalized, end of year

NVR, Inc.
Notes to Consolidated Financial Statements
(dollars in thousands, except per share data)

7. Property, Plant and Equipment (“PP&E”)

	As of December 31,		As of December 31,	
	2023	2022	2024	2023
Homebuilding:	Homebuilding:	Homebuilding:		
Office facilities and other				
Model home furniture and fixtures				
Production facilities				
Finance lease right-of-use assets				
Gross Homebuilding PP&E				
Less: accumulated depreciation				
Net Homebuilding PP&E				
Mortgage Banking:				
Mortgage Banking:				
Mortgage Banking:				
Office facilities and other				
Less: accumulated depreciation				
Net Mortgage Banking PP&E				

8. Debt

As of December 31, 2023 December 31, 2024, we had the following debt instruments outstanding:

Senior Notes

On May 4, 2020, we issued \$600,000 of the 2030 Senior Notes. The 2030 Senior Notes were issued at a discount to yield 3.02% and have been reflected net of the unamortized discount and unamortized debt issuance costs in the accompanying consolidated

balance sheet. The offering of the 2030 Senior Notes resulted in aggregate net proceeds of approximately \$595,200, after deducting underwriting discount and offering expenses. The 2030 Senior Notes mature on May 15, 2030 and bear interest at 3.00%, payable semi-annually in arrears on May 15 and November 15. As of December 31, 2023 December 31, 2024 and 2022, 2023, the unamortized discount was \$764 \$653 and \$871, \$764, respectively, and unamortized debt issuance costs were \$2,303 \$1,941 and \$2,664, \$2,303, respectively.

On September 9 and September 17, 2020, we issued an additional \$250,000 and \$50,000, respectively, of the 2030 Senior Notes (the "2030 Additional Notes" and together with the 2030 Senior Notes, the "Senior Notes"). The 2030 Additional Notes were issued at a premium to yield 2.00% and have been reflected net of the unamortized premium and unamortized debt issuance costs in the accompanying consolidated balance sheet. The offering of the 2030 Additional Notes resulted in aggregate net proceeds of approximately \$323,600, including the underwriting premium, less offering expenses. As of December 31, 2023 December 31, 2024 and 2022, 2023, the 2030 Additional Notes unamortized premium was \$17,040 \$14,510 and \$19,518, \$17,040, respectively, and unamortized debt issuance costs were \$947 \$798 and \$1,095, \$947, respectively.

The Senior Notes are senior unsecured obligations and rank equally in right of payment with any of our existing and future unsecured senior indebtedness, will rank senior in right of payment to any of our future indebtedness that is by its terms expressly subordinated to the Senior Notes and will be effectively subordinated to any of our existing and future secured indebtedness to the extent of the value of the collateral securing such indebtedness. The indenture governing the Senior Notes has, among other items, and subject to certain exceptions, covenants that restrict our ability to create, incur, assume or guarantee secured debt, enter into sale and leaseback transactions and conditions related to mergers and/or the sale of assets. We were in compliance with all covenants under the Senior Notes at December 31, 2023 as of December 31, 2024.

Credit Agreement

On February 12, 2021, we entered into The Amended and Restated Credit Agreement with Bank of America, N.A., as Administrative Agent, BOFA Securities, Inc. as Sole Lead Arranger and Sole Bookrunner, and other lenders party thereto (the "Credit Agreement"). The Credit Agreement provides for aggregate revolving loan commitments of \$300,000 (the "Facility"). Under the Credit Agreement, we may request increases of up to \$300,000 to the Facility in the form of revolving loan commitments or term loans to the extent that new or existing lenders agree to provide additional revolving loan or term loan commitments. In addition, the Credit Agreement provides for a \$100,000 sublimit for the issuance of letters of credit of which approximately \$13,000 \$14,600 was outstanding at December 31, 2023 as of December 31, 2024.

NVR, Inc.
Notes to Consolidated Financial Statements
(dollars in thousands, except per share data)

Effective December 9, 2022, we entered into the First Amendment to Amended and Restated Credit Agreement (the "Amended Credit Agreement") which primarily replaces LIBOR based borrowing rates with the secured overnight financing rate published by the Board of Governors of the Federal Reserve System ("SOFR") as defined in the amendment. Borrowings under the Amended Credit Agreement generally bear interest for Base Rate Loans at a Base Rate equal to the highest of (a) the Federal Funds Rate plus one-half of one percent, (b) Bank of America's publicly announced "prime rate," (c) one percent or (d) Term SOFR plus 100 basis points.

The Amended Credit Agreement contains various representations and affirmative and negative covenants that are generally customary for credit facilities of this type. Such covenants include, among others, the following financial maintenance covenants: (i) minimum consolidated tangible net worth; (ii) minimum interest coverage ratio or minimum liquidity and (iii) a maximum leverage ratio. The negative covenants include, among others, certain limitations on liens, investments and fundamental changes. The Amended Credit Agreement termination date is February 12, 2026. We were in compliance with all covenants under the Amended Credit Agreement at December 31, 2023 as of December 31, 2024. There was no debt outstanding under the Facility at December 31, 2023 as of December 31, 2024.

Repurchase Agreement

NVRM provides for its mortgage origination and other operating activities using cash generated from its operations, borrowings from its parent company, NVR, as well as a revolving mortgage repurchase agreement (the "Repurchase Agreement"), which is non-recourse to NVR. The Repurchase Agreement provides for loan purchases up to \$150,000, subject to certain sub-limits. Amounts outstanding under the Repurchase Agreement are collateralized by the Company's mortgage loans held for sale.

Advances under the Repurchase Agreement bear interest at SOFR plus the SOFR Margin of 1.70%, per annum, provided that the Pricing Rate shall not be less than 1.70%. The Pricing Rate at December 31, 2023 as of December 31, 2024 was 7.05% 6.03%. There are several restrictions on purchased loans, including that they cannot be sold to others, they cannot be pledged to anyone other than the agent, and they cannot support any other borrowing or repurchase agreement. Amounts outstanding under the Repurchase Agreement are collateralized by our mortgage loans held for sale. At December 31, 2023 As of December 31, 2024, there were no borrowing base limitations reducing the amount available under the Repurchase Agreement. As of both December 31, 2023 December 31, 2024 and 2022, 2023, there was no debt outstanding under the Repurchase Agreement. The Repurchase Agreement expires on July 17, 2024 July 14, 2025.

The Repurchase Agreement contains various affirmative and negative covenants. The negative covenants include, among others, certain limitations on transactions involving acquisitions, mergers, the incurrence of debt, sale of assets and creation of liens

NVR, Inc.
Notes to Consolidated Financial Statements
(dollars in thousands, except per share data)

upon any of its Mortgage Notes. Additional covenants include (i) a tangible net worth requirement, (ii) a minimum liquidity requirement, (iii) a minimum net income requirement, and (iv) a maximum leverage ratio requirement. NVRM was in compliance with all covenants under the Repurchase Agreement at December 31, 2023 as of December 31, 2024.

9. Common Stock

There were 8,194,876 3,011,644 and 3,218,933 3,194,876 common shares outstanding at December 31, 2023 as of December 31, 2024 and 2022, 2023, respectively. We made the following share repurchases during the years indicated:

	Year Ended December 31,			Year Ended December 31,		
	2023	2022	2021	2024	2023	2022
Aggregate purchase price						
Number of shares repurchased						

We issue shares from the treasury account for all equity plan activity. We issued 73,009, 158,022 95,069 and 74,027 95,069 such shares during 2024, 2023 2022 and 2021, 2022, respectively.

NVR, Inc.
Notes to Consolidated Financial Statements
(dollars in thousands, except per share data)

10. Income Taxes

The provision for income taxes consists of the following:

	Year Ended December 31,			Year Ended December 31,		
	2023	2022	2021	2024	2023	2022
Current:						
Federal						
State						

Deferred:	Deferred:	Deferred:
Federal		
State		
Income tax expense		

Deferred income taxes on our consolidated balance sheets were comprised of the following:

	As of December 31,		As of December 31,
	2023	2022	2024
Deferred tax assets:	Deferred tax assets:	Deferred tax assets:	
Other accrued expenses and contract land deposit reserve			
Other accrued expenses and contract land deposit allowance			
Deferred compensation			
Equity-based compensation expense			
Inventory			
Unrecognized tax benefit			
Other			
Total deferred tax assets			
Less: Deferred tax liabilities			
Net deferred tax asset			

Deferred tax assets arise principally as a result of various accruals required for financial reporting purposes and equity-based compensation expense, which are not currently deductible for tax return purposes.

Deferred tax assets include \$3,293 of Federal Alternative Minimum Tax Credits (CAMT) for the year ended December 31, 2023 that may be carried forward indefinitely.

Management believes that we will have sufficient future taxable income to make it more likely than not that the net deferred tax assets will be realized. Federal taxable income is estimated to be approximately \$1,302,200 \$1,683,027 for the year ended December 31, 2023 December 31, 2024, and was \$2,001,717 \$1,300,105 for the year ended December 31, 2022 December 31, 2023.

NVR, Inc.
Notes to Consolidated Financial Statements
(dollars in thousands, except per share data)

A reconciliation of income taxes computed at the federal statutory rate (21% in 2024, 2023, 2022, and 2021) 2022) to income tax expense is as follows:

	Year Ended December 31,		Year Ended December 31,
	2023	2022	2021
Income taxes computed at the federal statutory rate			
State income taxes, net of federal income tax benefit (1)			
Excess tax benefits from equity-based compensation			
Other, net (2)			
Income tax expense			

- (1) Excludes state excess tax benefits from equity-based compensation included in the line below.
- (2) Primarily attributable to tax benefits from certain energy credits for the years ended December 31, 2023 December 31, 2024, 2022 2023 and 2021. 2022.

Our effective tax rate in 2024, 2023 and 2022 was 20.50%, 17.46% and 2021 was 17.46%, 23.42% and 22.24%, respectively.

NVR, Inc.
Notes to Consolidated Financial Statements
(dollars in thousands, except per share data)

We file a consolidated U.S. federal income tax return, as well as state and local tax returns in all jurisdictions where we maintain operations. With few exceptions, we are no longer subject to income tax examinations by tax authorities for years prior to 2020, 2021.

A reconciliation of the beginning and ending amount of unrecognized tax benefits is as follows:

	Year Ended December 31,		Year Ended December 31,
	2023	2022	2024
Balance at beginning of year			
Additions based on tax positions related to the current year			

Reductions for tax positions of prior years
Settlements
Balance at end of year

If recognized, the total amount of unrecognized tax benefits that would affect the effective tax rate (net of the federal tax benefit) is \$20,215\$16,518 as of December 31, 2023December 31, 2024.

We recognize interest related to unrecognized tax benefits as a component of income tax expense. For the year ended December 31, 2024, we recognized a net reversal of accrued interest on unrecognized tax benefits in the amount of \$264. For the year ended December 31, 2023, we recognized a net addition of accrued interest on unrecognized tax benefits in the amount of \$106. For the yearsyear ended December 31, 2022, and 2021, we recognized a net reversal of accrued interest on unrecognized tax benefits in the amount of \$3,662 and \$1,455, respectively. \$3,662. As of December 31, 2023December 31, 2024 and 2022, 2023, we had a total of \$10,292\$10,028 and \$10,186, \$10,292, respectively, of accrued interest on unrecognized tax benefits which are included in "Accrued expenses and other liabilities" on the accompanying consolidated balance sheets.

We believe that within the next 12 months, it is reasonably possible that the unrecognized tax benefits, excluding interest, as of December 31, 2023December 31, 2024 will be reduced by approximately \$4,150\$5,110 due to statute expiration and effectively settled positions in various state jurisdictions.

11. Equity-Based Compensation, Profit Sharing and Deferred Compensation Plans

Equity-Based Compensation Plans

Our equity-based compensation plans provide for the granting of Options and RSUs to key management employees, including executive officers and members of our Board of Directors ("Directors"). The exercise price of Options granted is equal to the closing price of our common stock on the New York Stock Exchange (the "NYSE") on the day prior to the date of grant, and are granted for a 10-year term. Both Option and RSU grants typically vest in separate tranches over periods of 3 to 6 years. Grants to key management employees are generally divided such that vesting for 50% of the grant is contingent solely on continued employment, while vesting for the remaining 50% of the grant is contingent upon both continued employment and the achievement of a performance metric based on our return on capital performance relative to a peer group during a 3-year period specified on the date of grant. Grants to directors generally vest solely based on continued service as a Director.

NVR, Inc.
Notes to Consolidated Financial Statements
(dollars in thousands, except per share data)

The following table provides a summary of each of our equity-based compensation plans with grants outstanding at December 31, 2023as of December 31, 2024. Each of the following plans was approved by our shareholders:

Equity-Based Compensation Plans	Equity-Based Compensation Plans	Shares Authorized	Options/RSUs Outstanding	Shares Available to Issue	Equity-Based Compensation Plans	Shares Authorized	Options/RSUs Outstanding	Shares Available to Issue
2010 Equity Incentive Plan (1)								
2014 Equity Incentive Plan (2)								
2018 Equity Incentive Plan (3)								

(1) The 2010 Equity Incentive Plan (the "2010 Plan") authorized us to issue Options and RSUs. There were 18,21112,011 Options and 5,47034 RSUs outstanding as of December 31, 2023December 31, 2024. Shares can no longer be granted from this plan.

(2) The 2014 Equity Incentive Plan (the "2014 Plan") authorizesauthorized us to issue Options only. Shares can no longer be granted from this plan.

NVR, Inc.
Notes to Consolidated Financial Statements
(dollars in thousands, except per share data)

(3) The 2018 Equity Incentive Plan (the "2018 Plan") authorizes us to issue Options and RSUs. Of the 275,000 aggregate shares authorized to issue, all may be granted in the form of Options and up to 40,000 may be granted in the form of RSUs. There were 141,236138,933 Options and 22,01223,013 RSUs outstanding as of December 31, 2023December 31, 2024. Of the 90,32289,724 shares available to issue, 17,80816,782 may be granted in the form of RSUs.

During 2023, 2024, we issued 4,1001,778 Options under the 2014 Plan and 2,742 Options under the 2018 Plan. Approximately half of Of the Options issued, 2,700 vest over four years in 25% increments beginning on December 31, 2025December 31, 2026, while the remaining and 1,820 Options issued vest over two years in 50% increments beginning on December 31, 2027December 31, 2028. Vesting for half of the Options issued is contingent solely upon continued employment, while vesting for the other half of the Options is contingent upon both continued employment and our return on capital performance during the three year periodsperiod beginning 2023, with 2024.

In addition, we granted 1,9041,828 RSUs under the 2018 Plan during 2023, 2024. Of the RSUs granted, 1,2141,170 RSUs will vest over four years in 25% increments beginning on either December 31, 2025December 31, 2026 or December 31, 2026December 31, 2027, and 690658 RSUs will vest predominately over two years in 50% increments beginning on December 31, 2025December 31, 2026. Vesting for approximately half of the RSUs issued is contingent solely upon continued employment, while

vesting for the other half of the remaining RSUs issued is contingent upon both continued employment and our return on capital performance during the three year periods beginning on with either 2023 2024 or 2024 2025, based on the RSU's initial vesting date.

NVR, Inc.
Notes to Consolidated Financial Statements
(dollars in thousands, except per share data)

The following table provides additional information relative to our equity-based compensation plans for the year ended December 31, 2023 December 31, 2024:

	Shares	Weighted Avg. Per Share Exercise Price	Weighted Avg. Remaining Contract Life (years)	Aggregate Intrinsic Value	Shares	Weighted Avg. Per Share Exercise Price	Weighted Avg. Remaining Contract Life (years)	Aggregate Intrinsic Value
Stock Options								
Outstanding at December 31, 2022								
Outstanding at December 31, 2022								
Outstanding at December 31, 2022								
Outstanding at December 31, 2023								
Outstanding at December 31, 2023								
Outstanding at December 31, 2023								
Granted								
Granted								
Granted								
Exercised								
Exercised								
Exercised								
Forfeited								
Forfeited								
Forfeited								
Outstanding at December 31, 2023								
Outstanding at December 31, 2023								
Outstanding at December 31, 2023								
Exercisable at December 31, 2023								
Outstanding at December 31, 2024								
Outstanding at December 31, 2024								
Outstanding at December 31, 2024								
Exercisable at December 31, 2024								
RSUs								
RSUs								
RSUs								
Outstanding at December 31, 2022								
Outstanding at December 31, 2022								
Outstanding at December 31, 2022								
Outstanding at December 31, 2023								
Outstanding at December 31, 2023								
Outstanding at December 31, 2023								
Granted								
Granted								
Granted								
Vested								
Vested								
Vested								
Forfeited								
Forfeited								

Forfeited
Outstanding at December 31, 2023
Outstanding at December 31, 2023
Outstanding at December 31, 2023
Vested, but not issued at December 31, 2023
Outstanding at December 31, 2024
Outstanding at December 31, 2024
Outstanding at December 31, 2024
Vested, but not issued at December 31, 2024

To estimate the grant-date fair value of our Options, we use the Black-Scholes option-pricing model (the "Pricing Model"). The Pricing Model estimates the per share fair value of an option on its date of grant based on the following factors: the option's exercise price; the price of the underlying stock on the date of grant; the estimated dividend yield; a risk-free interest rate; the estimated option term; and the expected volatility. For the risk-free interest rate, we use U.S. Treasury STRIPS which mature at approximately the same time as the option's expected holding term. For expected volatility, we have concluded that our historical volatility over the option's expected holding term provides the most reasonable basis for this estimate.

NVR, Inc.
Notes to Consolidated Financial Statements
(dollars in thousands, except per share data)

The fair value of the Options granted during 2024, 2023, 2022 and 2021, 2022 was estimated on the grant date using the Pricing Model, based on the following assumptions:

		2023	2022	2021		2024	2023	2022
Estimated option life (years)	Estimated option life (years)	6.05	5.61	5.31	Estimated option life (years)	6.03	6.05	5.61
Risk free interest rate (range)	Risk free interest rate (range)	3.53%-4.69%	1.17%-4.36%	0.30%-1.55%	Risk free interest rate (range)	3.94%-4.79%	3.53%-4.69%	1.17%-4.36%
Expected volatility (range)	Expected volatility (range)	26.75%-30.01%	24.93%-30.89%	24.46%-30.80%	Expected volatility (range)	24.16%-31.56%	26.75%-30.01%	24.93%-30.89%
Expected dividend rate	Expected dividend rate	— %	— %	— %	Expected dividend rate	— %	— %	— %
Weighted average grant-date fair value per share of options granted								

The weighted average grant date fair value per share of \$5,758.02, \$7,588.67 for the RSUs was determined based on the closing price of our common stock on the day immediately preceding the date of grant.

Compensation cost for Options and RSUs is recognized on a straight-line basis over the requisite service period for the entire award (from the date of grant through the period of the last separately vesting portion of the grant). For the recognition of equity-based compensation, the Options and RSUs which are subject to a performance condition are treated as a separate award from the "service-only" Options and RSUs, and compensation cost is recognized when it becomes probable that the stated performance target will be achieved. We currently believe that it is probable that the stated performance condition will be satisfied at the target level for all of our Options and RSUs granted. Compensation cost is recognized within the income statement in the same expense line as the cash compensation paid to the respective employees.

NVR, Inc.
Notes to Consolidated Financial Statements
(dollars in thousands, except per share data)

We recognize forfeitures of equity-based awards as a reduction to compensation costs in the period in which they occur. In 2024, 2023, 2022 and 2021, 2022, we recognized \$73,925, \$99,507, \$82,537, and \$58,234, \$82,537 in equity-based compensation costs, respectively, and approximately \$15,900, \$19,900, \$16,700, and \$12,000, \$16,700 in tax benefit related to equity-based compensation costs, respectively.

As of December 31, 2023, December 31, 2024, the total unrecognized compensation cost for all outstanding Options and RSUs equaled approximately \$259,300, \$202,007. The unrecognized compensation cost will be recognized over each grant's applicable vesting period with the latest vesting date being December 31, 2029, December 31, 2030.

The weighted-average period over which the unrecognized compensation cost will be recorded is equal to approximately 2.4 2.0 years.

We settle Option exercises and vesting of RSUs by issuing shares of treasury stock. Shares are relieved from the treasury account based on the weighted average cost of treasury shares acquired. During the years ended December 31, 2023 December 31, 2024, 2022 2023 and 2021, 2022, we issued 73,009, 158,022 95,069 and 74,027 95,069 shares, respectively, from the treasury account for Option exercises and vesting of RSUs. Information with respect to the vested RSUs and exercised Options is as follows:

	Year Ended December 31,			Year Ended December 31,		
	2023	2022	2021	2024	2023	2022
Aggregate exercise proceeds						
Aggregate intrinsic value on exercise dates						

Profit Sharing Plans

We have a trustee-administered, profit sharing retirement plan (the "Profit Sharing Plan") and an Employee Stock Ownership Plan ("ESOP") covering substantially all employees. The Profit Sharing Plan and the ESOP provide for annual discretionary contributions in amounts as determined by our Board of Directors. The combined plan contribution for the years ended December 31, 2023 December 31, 2024, 2023 and 2022 equaled approximately \$30,200, \$26,200 and 2021 was approximately \$26,200, \$26,800, and \$24,700, respectively. We purchased approximately 8,640 3,700 and 5,180 3,640 shares of our common stock in the open market for the 2023 2024 and 2022 2023 plan year contributions to the ESOP, respectively. As of December 31, 2023 December 31, 2024, all shares held by the ESOP had been allocated to participants' accounts. The 2023 2024 plan year contribution was funded in January 2025 and fully allocated to participants in February 2024 2025.

Deferred Compensation Plans

We have two deferred compensation plans ("Deferred Comp Plans"). The specific purpose of the Deferred Comp Plans is to i) establish a vehicle whereby named executive officers may defer the receipt of salary and bonus that otherwise would be nondeductible for Company tax purposes into a period where we would realize a tax deduction for the amounts paid, and ii) to enable certain employees who are subject to our stock holding requirements to acquire shares of our common stock on a pre-tax basis in order to

NVR, Inc.
Notes to Consolidated Financial Statements
(dollars in thousands, except per share data)

more quickly meet, and maintain compliance with those stock holding requirements. Amounts deferred into the Deferred Comp Plans are invested in our common stock, held in a rabbi trust account, and are paid out in a fixed number of shares upon expiration of the deferral period.

The rabbi trust account held 106,697 shares of NVR common stock as of both December 31, 2023 December 31, 2024 and 2022, 2023. Shares held by the Deferred Comp Plans are treated as outstanding shares in our earnings per share calculation for each of the years ended December 31, 2023 December 31, 2024, 2022 2023 and 2021, 2022.

12. Leases

We have operating leases for our corporate and division offices, production facilities, model homes, and certain office and production equipment. Additionally, we have entered into finance leases for one two of our production facilities and certain plant equipment. Our leases have remaining lease terms of up to 16.7 15.7 years, some of which include options to extend the leases for up to 20 years, and some of which include options to terminate the lease. Operating leases are reported in "Operating lease right-of-use assets" and "Operating lease liabilities" and finance leases are recorded in homebuilding "Property, plant and equipment, net" and "Accrued expenses and other liabilities" on the accompanying consolidated balance sheets. Our finance lease ROU assets and liabilities were \$37,638 and \$40,036, respectively as of December 31, 2024 and \$13,310 and \$14,965, respectively as of December 31, 2023. See Note 1 herein for additional information regarding leases.

NVR, Inc.
Notes to Consolidated Financial Statements
(dollars in thousands, except per share data)

The components of lease expense were as follows:

	Year Ended December 31,		
	2023	2022	2021
	2024	2023	2022
Lease expense			
Operating lease expense			
Operating lease expense			
Operating lease expense			
Finance lease expense:			
Amortization of ROU assets			
Amortization of ROU assets			
Amortization of ROU assets			

Interest on lease liabilities
Short-term lease expense
Total lease expense
Total lease expense
Total lease expense

Other information related to leases was as follows:

	Year Ended December 31,	
	2023	2022
	2024	2023

Supplemental Cash Flows Information:

Cash paid for amounts included in the measurement of lease liabilities:

Cash paid for amounts included in the measurement of lease liabilities:

Cash paid for amounts included in the measurement of lease liabilities:

Operating cash flows from operating leases

Operating cash flows from operating leases

Operating cash flows from operating leases

Operating cash flows from finance leases

Financing cash flows from finance leases

ROU assets obtained in exchange for lease obligations:

ROU assets obtained in exchange for lease obligations:

ROU assets obtained in exchange for lease obligations:

Operating leases

Operating leases

Operating leases

Finance leases

Weighted-average remaining lease term (in years):

Weighted-average remaining lease term (in years):

Weighted-average remaining lease term (in years):

Operating leases									
Operating leases									
Operating leases	5.8	6.0		6.0	5.8				
Finance leases	9.9	10.8	Finance leases	9.6	9.9				

Weighted-average discount rate:

Weighted-average discount rate:

Weighted-average discount rate:

Operating leases									
Operating leases									
Operating leases	4.2 %	3.6 %	4.5 %	4.2 %					
Finance leases	3.1 %	2.9 %	Finance leases	4.7 %	3.1 %				

NVR, Inc.

Notes to Consolidated Financial Statements
(dollars in thousands, except per share data)

We are committed under multiple non-cancelable non-cancellable operating and finance leases involving office space, model homes, production facilities, automobiles and production equipment. Future lease payments under these operating and finance leases as of December 31, 2023 December 31, 2024 are as follows:

Year Ending December 31,	Year Ending December 31,	Operating Leases	Finance Leases	Year Ending December 31,	Operating Leases	Finance Leases
2024						
2025						
2026						
2027						

2028
2029
Thereafter
Total lease payments
Less:
Imputed interest
Imputed interest
Imputed interest
Short-term lease payments
Total lease liability

13. Commitments and Contingent Liabilities

Litigation

We are involved in various litigation arising in the ordinary course of business. In the opinion of management, and based on advice of legal counsel, this litigation is not expected to have a material adverse effect on our financial position, results of operations or cash flows. Legal costs incurred in connection with outstanding litigation are expensed as incurred.

Contract Land Deposits

We generally do not engage in land development. Instead, we typically acquire finished building lots from various third party land developers under LPAs. The LPAs require deposits that may be forfeited if we fail to perform under the agreement. agreements. The deposits required under the LPAs are in the form of cash or letters of credit in varying amounts, and typically range up to 10% of the aggregate purchase price of the finished lots. At December 31, 2023 As of December 31, 2024, assuming that contractual development milestones are met and we exercise our option, we expect to place additional forfeitable deposits with land developers under existing LPAs of approximately \$391,300. Additionally, as of December 31, 2023, we had funding commitments totaling approximately \$1,600 under a joint development agreement related to our land under development, a portion of which we expect will be offset by development credits of approximately \$900. \$584,500.

Bonds and Letters of Credit

During the ordinary course of operating the homebuilding and mortgage banking businesses, we are required to enter into bond or letter of credit arrangements with local municipalities, government agencies, or land developers to collateralize our obligations under various contracts. We had approximately \$33,200 \$51,000 of contingent obligations under such agreements, including approximately \$13,000 \$14,600 for letters of credit issued under the Credit Agreement as of December 31, 2023 December 31, 2024. We believe we will fulfill our obligations under the related contracts and do not anticipate any material losses under these bonds or letters of credit.

NVR, Inc.

Notes to Consolidated Financial Statements
(dollars in thousands, except per share data)

Warranty Reserve

The following table reflects the changes in our warranty reserve (see Note 1 herein for further discussion of warranty/product liability reserves):

	Year Ended December 31,			Year Ended December 31,		
	2023	2022	2021	2024	2023	2022
Warranty reserve, beginning of year						
Provision						
Payments						
Warranty reserve, end of year						

NVR, Inc.

Notes to Consolidated Financial Statements
(dollars in thousands, except per share data)

14. Fair Value

GAAP assigns a fair value hierarchy to the inputs used to measure fair value. Level 1 inputs are quoted prices in active markets for identical assets and liabilities. Level 2 inputs are inputs other than quoted market prices that are observable for the asset or liability, either directly or indirectly. Level 3 inputs are unobservable inputs.

Financial Instruments

The estimated fair values of our Senior Notes as of December 31, 2023 December 31, 2024 and 2022 2023 were \$803,646 \$811,161 and \$788,166, \$803,646, respectively. The estimated fair value is based on recent market prices of similar transactions, which is classified as Level 2 within the fair value hierarchy. The carrying values at December 31, 2023 as of December 31, 2024 and 2022 2023 were \$911,118 and \$913,027, and \$914,888, respectively. Except as otherwise noted below,

Due to the short-term nature of our cash equivalents, we believe that insignificant differences exist between the their carrying value and the fair value of our financial instruments, which consists primarily of cash equivalents, due to their short term nature, are insignificant.

Derivative Instruments and Mortgage Loans Held for Sale

In the normal course of business, NVRM enters into contractual commitments to extend credit to buyers of single-family homes homebuyers with fixed expiration dates. The commitments become effective when the borrowers "lock-in" a specified interest rate within time frames established by NVRM. NVRM, and some of these commitments include a prepaid float down option. All borrowers are evaluated for credit worthiness prior to the extension of the commitment. Market risk arises if interest rates move adversely between the time of the "lock-in" of rates by the borrower and the sale date of the loan to an investor. To mitigate the effect of the interest rate risk inherent in providing rate lock commitments to borrowers, NVRM enters into optional or mandatory delivery forward sales contracts to sell whole loans and mortgage-backed securities to investors. The forward sales contracts lock-in a range of interest rates and prices for the sale of loans similar to the specific rate lock commitments. NVRM does not engage in speculative or trading derivative activities. Both the rate lock commitments to borrowers and the forward sale contracts to investors are undesignated derivatives and, accordingly, are marked to fair value through earnings. At December 31, 2023 As of December 31, 2024, there were contractual commitments to extend credit to borrowers aggregating \$2,110,217 \$2,006,907 and open forward delivery contracts aggregating \$1,856,541, \$2,140,042, which hedge both the rate lock loan commitments and closed loans held for sale.

The fair value of our NVRM's rate lock commitments to borrowers and the related input levels includes, as applicable:

- i) the assumed gain/loss of the expected resultant loan sale (Level 2);
- ii) the effects of interest rate movements between the date of the rate lock and the balance sheet date (Level 2); and
- iii) the value of the servicing rights associated with the loan (Level 2).

The assumed gain/loss considers the excess servicing to be received or buydown fees to be paid upon securitization of the loan. The excess servicing and buydown fees are calculated pursuant to contractual terms with investors. To calculate the effects of interest rate movements, NVRM utilizes applicable published mortgage-backed security prices, and multiplies the price movement between the rate lock date and the balance sheet date by the notional loan commitment amount. NVRM sells almost all of its loans primarily on a servicing released basis, and receives a servicing released premium upon sale. Thus, the value of the servicing rights is included in the fair value measurement and is based upon contractual terms with investors and varies depending on the loan type. NVRM assumes a fallout rate when measuring the fair value of rate lock commitments. Fallout is defined as locked loan commitments for which NVRM does not close a mortgage loan and is based on historical experience. experience and market conditions.

The fair value of NVRM's forward sales contracts to investors solely considers the market price movement of the same type of security between the trade date and the balance sheet date (Level 2). The market price changes are multiplied by the notional amount of the forward sales contracts to measure the fair value.

NVR, Inc.

Notes to Consolidated Financial Statements
(dollars in thousands, except per share data)

Mortgage loans held for sale are recorded at fair value when closed, and thereafter are carried at the lower of cost or fair value, net of deferred origination costs, until sold. Fair value is measured using Level 2 inputs. As of December 31, 2024, the fair value of loans held for sale of \$355,209 included on the accompanying consolidated balance sheets was increased by \$2,720 from the aggregate principal balance of \$352,489. As of December 31, 2023, the fair value of loans held for sale of \$222,560 included on the accompanying consolidated balance sheets was increased by \$6,349 from the aggregate principal balance of \$216,211. As of December 31, 2022, the fair value of loans held for sale of \$316,806 was reduced by \$2,675 from the aggregate principal balance of \$319,481.

NVR, Inc.

Notes to Consolidated Financial Statements
(dollars in thousands, except per share data)

The fair value measurement of NVRM's undesignated derivative instruments was as follows:

	As of December 31,			
	2023	2022	2024	2023
Rate lock commitments:				
Gross assets				
Gross assets				
Gross assets				
Gross liabilities				
Net rate lock commitments				
Forward sales contracts:				
Gross assets				
Gross assets				
Gross assets				
Gross liabilities				

Net forward sales contracts

As of December 31, 2023 December 31, 2024, the net rate lock commitments and 2022, the net forward sales contracts are reported in mortgage banking "Other assets" on the accompanying consolidated balance sheets. As of December 31, 2023, the net rate lock commitments are reported in mortgage banking "Other assets" and the net forward sales contracts are reported in mortgage banking "Accrued expenses and other liabilities" on the accompanying consolidated balance sheets.

The fair value measurement as of December 31, 2023 December 31, 2024 was as follows:

Notional or Principal Amount	Notional or Principal Amount	Assumed Gain From Loan Sale	Interest Rate Movement Effect	Servicing Rights Value	Security Price Change	Total Fair Value Measurement Gain/(Loss)	Notional or Principal Amount	Assumed Gain From Loan Sale	Interest Rate Movement Effect	Servicing Rights Value	Security Price Change	Total Fair Value Measurement Gain/(Loss)
Rate lock commitments												
Forward sales contracts												
Mortgages held for sale												
Total fair value measurement												

The total fair value measurement as of December 31, 2022 December 31, 2023 was a net loss gain of \$7,435, \$49,034. NVRM recorded a fair value adjustment to expense of \$31,418 for the year ended December 31, 2024, a fair value adjustment to income of \$56,469 for the year ended December 31, 2023, and a fair value adjustment to expense of \$25,673 for the year ended December 31, 2022, and a fair value adjustment to income of \$2,654 for the year ended December 31, 2021. Unrealized gains/losses from the change in the fair value measurements are included in earnings as a component of mortgage banking fees in the accompanying consolidated statements of income. The fair value measurement will be impacted in the future by the change in the value of the servicing rights, interest rate movements, security price fluctuations, and the volume and product mix of NVRM's closed loans and locked loan commitments.

15. Mortgage Repurchase Reserve

During the year ended December 31, 2024, we recognized pre-tax charges for loan losses related to mortgage loans sold of approximately \$1,700. During the year ended December 31, 2023, we recognized a pre-tax recovery for loan losses related to mortgage loans sold of approximately \$1,900. During the years year ended December 31, 2022 and 2021, we recognized pre-tax charges for loan losses related to mortgage loans sold of approximately \$2,500 and \$2,600, respectively, \$2,500. Included in NVRM's "Accounts payable and other liabilities" line item on the accompanying consolidated balance sheets is a mortgage repurchase reserve equal to approximately \$18,700 and \$18,600 as of December 31, 2024 and \$21,800 at December 31, 2023 and 2022, 2023, respectively.

62 63

Exhibit 10.39 10.40

NVR, Inc.
Summary of the 2024 2025 Executive Officer Annual Incentive Compensation Plan

The following is a description of NVR, Inc.'s ("NVR" or the "Company") 2024 2025 annual incentive compensation plan (the "Bonus Plan"). The Bonus Plan is not set forth in a formal written document, and therefore NVR is providing this description of the plan pursuant to Item 601(b)(10)(iii) of Regulation S-K. All of NVR's executive officers; Paul C. Saville (Executive Chairman of the Board), Eugene J. Bredow (President and Chief Executive Officer), Daniel D. Malzahn (Senior Vice President, Chief Financial Officer and Treasurer) and Matthew B. Kelpy (Vice President and Chief Accounting Officer), participate in the Bonus Plan.

Under the Bonus Plan, the executive officers' bonus opportunity is limited to 100% of their base salary. The executive officers' annual bonus opportunity will be based 80% upon the Company's consolidated pre-tax profit (before consolidated annual bonus and stock-based compensation expense but after all other charges) and 20% based on the number of new orders, net of cancellations ("New Orders") compared to the consolidated pre-tax profit and New Orders within the Company's 2024 2025 annual business plan. The executive officers begin to earn the consolidated pre-tax profit portion of their annual bonus award once the annual business plan is at least 80% attained. The full amount of the consolidated pre-tax profit portion of their annual bonus award is earned ratably from 80% up to 100% achievement of the annual business plan. The executive officers begin to earn the New Orders portion of their annual bonus award once the annual business plan is at least 85% attained. The full amount of the New Orders portion of their annual bonus award is earned ratably from 85% up to 100% achievement of the annual business plan.

Exhibit 19

Page 1 of 5

Policies and Procedures
NVR, Inc.

Originator: Chief Accounting Officer

Subject: Insider Information, Trading, Tipping and Compliance

Purpose: In the course of conducting the Company's business, directors and officers frequently come into possession of "material" information about the Company or other entities that generally is not available to the investing public. This Policy and Procedure is intended to inform all persons associated with the Company that they must maintain the confidentiality of all such inside information and may not use it in connection with the purchase or sale of securities of the Company or any other entity to which the information relates.

Scope: This covers all NVR employees, including Directors and those employees considered Executive Officers ("insiders") by definition of the Securities and Exchange Commission ("SEC").

Definition: For purposes of this policy, Senior Management is defined as all employees with an NVR stock holding requirement, as outlined in Policy 1.38.

Background: The federal securities laws strictly prohibit any person who obtains inside information and has a duty not to disclose it from using such information in connection with the purchase and sale of securities. Congress enacted this prohibition because the integrity of the securities markets would be seriously undermined if the deck were stacked against persons not privy to such information. There is, in addition, the ethical concern that arises from taking advantage of another person through the use of such information. There is also the important fact that our ability to conduct business would be greatly harmed if we did not maintain the confidentiality of material nonpublic information.

The penalties under the securities laws for violating the insider trading provisions are severe. The courts can levy treble damages and criminal penalties (including prison terms) against persons who misuse inside information in connection with the purchase and sale of a security or who reveal confidential information to others who then trade on the basis of that information. Moreover, there may be adverse consequences for the Company and its controlling persons if they fail to take action to prevent insider-trading violations by persons under their control. Given the extremely serious nature of any violation of the insider trading provisions, the Company wishes to make clear that any person found to have

Page 2 of 5

committed such a violation will be subject to dismissal and to possible claims for any damages sustained by the Company as a result of the person's illicit activities.

Policies and Procedures

I. Inside Information

- A. Information generally is considered "material" if its disclosure to the public would be reasonably likely to affect an investor's decisions to buy or sell the securities of the Company. Some examples of material information include the following: (1) a merger, acquisition or disposition involving the Company; (2) information that would be included in a release of the Company's revenues or earnings; (3) a change in control or a significant change in the management of the Company; (4) the public or private sale of a significant amount of additional securities of the Company; or (5) a tender offer by the Company for another company's securities. Obviously, what is material information cannot be enumerated with precision, since there are many gray areas and varying circumstances. When doubt exists, the information involved should be presumed to be material. If you are unsure whether information of which you are aware is

material or nonpublic, you may consult with the Chief Accounting Officer or Chief Financial Officer, before disclosing the information or trading in the Company's securities.

- B. During the period that material information relating to the Company or its business is unavailable to the general public, it must be kept in strict confidence. Accordingly, such information should be discussed only with the persons who have a "need to know", and should be confined to as small a group as possible. The utmost care and circumspection must be exercised at all times. Thus, conversations in public places, such as elevators, restaurants and airplanes, should be limited to matters that do not involve information of a sensitive or confidential nature.
- C. To assure that Company confidences are protected to the maximum extent possible, no individuals other than specifically authorized personnel may release material information to the public, or respond to inquiries from the media, analysts, shareholders or others outside the Company.
- D. Persons at the Company who come into possession of material inside information must not communicate that information to other persons prior to its public disclosure or dissemination. There is, therefore, a need to exercise care when speaking with other Company personnel who do not have a "need to know", and when communicating with family, friends and other persons not associated with the Company. To avoid even the appearance of impropriety, one should refrain from making recommendations about buying or selling the securities of the Company or other companies with which it has a business relationship.

Page 3 of 5

II. Trading

- A. **Directors, Executive Officers** and certain members of management (those who receive the quarterly Trading Window memo), together with their family members, shall only engage in NVR stock transactions during a Trading Window. Trading Windows generally open quarterly on the second business day subsequent to the Company's earnings press release, and close on the last business day of the second month of the quarter. All periods outside the Trading Windows are considered blackout periods. Please note that the Trading Window applies to the trade itself; settlement of the transaction may occur outside of the Trading Window. The Company may periodically impose blackout periods during normal Trading Windows pursuant to Company events or transactions (e.g., merger, security offering, etc.). These special blackout periods will be communicated to you when they occur.

The following NVR stock transactions are permitted outside of Trading Windows: gifts, stock option exercises (exercise and hold transactions), changes of future payroll deductions to be contributed to an employee benefit plan and invested in NVR stock (i.e., the NVR Profit Sharing Plan), and involuntary redemption of Exchange (Swap) Funds. All of the foregoing remains subject to the pre-clearance requirement discussed below.

In accordance with the federal securities laws, no one at the Company may, **at any time**, buy or sell securities on the basis of material nonpublic information acquired at or in connection with the Company. This prohibition extends not only to transactions involving securities of the Company but also to transactions involving securities of other companies with which the Company has a relationship. **This prohibition is in effect even during Trading Windows.**

- B. **Directors, Executive Officers** and certain members of management (those who receive the quarterly Trading Window memo), together with their family members, may not engage in any transaction involving the Company's securities (including a stock plan transaction such as an option exercise, a gift, a loan, a contribution to a trust, or any other transfer) without first obtaining pre-clearance of the transaction, even during Trading Windows. A request for pre-clearance should be submitted directly to the Chief Accounting Officer at least two days in advance of the proposed transaction. The Company will then determine whether the transaction may proceed and, if so, assist in complying with the reporting requirements. **Pre-clearance does not eliminate the individual's**

responsibility to refrain from transacting in the Company's stock during periods in which they possess material nonpublic information.

Any person subject to the pre-clearance requirements who wishes to implement or modify a trading plan under SEC Rule 10b5-1 must also pre-clear the plan with the Company. As required by Rule 10b5-1, you may enter into a trading plan only when you are not in possession of material nonpublic information. In addition, you may not enter into a trading plan during a blackout period and your trading plan must be in compliance with the then-current 10b5-1 rules (for example, required cooling off periods, no multiple overlapping plans, etc.). Transactions effected pursuant to a pre-cleared trading plan will not require further pre-clearance at the time of the transaction if the plan specifies the dates, prices and amounts of the contemplated trades, or establishes a formula for determining the dates, prices and amounts. Those transactions must be reported immediately to the person at the Company who files Form 4. If a 10b5-1 plan is terminated, notice of such termination must be provided to the Company.

C. Directors and Executive Officers must impose two requirements on the broker handling the transaction in Company stock.

1. Not to enter any order without first verifying with the Company that your transaction was pre-cleared, using one of the contacts listed in I. below, and second, complying with the brokerage firm's compliance procedures (e.g., Rule 144).
2. Report to the Company immediately in writing (via e-mail to one of the contacts listed in I. below) the details of every transaction involving Company stock, including gifts, transfers and all 10b5-1 transactions.

D. Directors and Executive Officers will be held liable for returning any "short-swing profits" resulting from any combination of purchase and sale, or sale and purchase, of the Company's securities within a period of less than six months. For this purpose, transactions in common shares of the Company, and options to purchase shares are "matchable" with one another. The above procedures should help minimize inadvertent violations.

E. Under Section 16(c), Directors and Executive Officers are prohibited from effecting "short sales" of the Company's equity securities. Employees with NVR stock holding requirements (see policy 1.38) are also prohibited from effecting "short sales" of the Company's equity securities. A "short sale" is one involving securities which the seller does not own at the time of sale, or, if owned, are not delivered within 20 days after the sale or mailed (or otherwise sent for delivery) within five days after the sale.

F. Senior Management, Directors and Executive Officers are prohibited from pledging the Company's equity securities. This prohibition is intended to prevent the forced sale of securities without pre-clearance and outside of a Trading Window.

G. Senior Management, Directors and Executive Officers are prohibited from hedging the Company's equity securities in any way, including prepaid variable forward contracts, equity swaps, collars and exchange funds.

H. Senior Management, Directors and Executive Officers are prohibited from owning the Company's debt securities.

- I. **Pre-clearance requests for proposed transactions should be made to the Chief Accounting Officer, or in his absence, the Chief Financial Officer or Director of SEC Reporting.** Questions associated with this policy should be directed to the Chief Accounting Officer, the Chief Financial Officer or the Director of SEC Reporting.

Exhibit 21

NVR, Inc. Subsidiaries

Name of Subsidiary	State of Incorporation or Organization
NVR Mortgage Finance, Inc.	Virginia
NVR Settlement Services, Inc.	Pennsylvania
RVN, Inc.	Delaware
NVR Services, Inc.	Delaware
NVR Funding II, Inc.	Delaware

Exhibit 23

Consent of Independent Registered Public Accounting Firm

We consent to the incorporation by reference in the registration statement (No. 333-29241) on Form S-8 (for the Profit Sharing Plan of NVR, Inc. and Affiliated Companies), the registration statement (No. 333-82756) on Form S-8 (for the Profit Sharing Plan of NVR, Inc. and Affiliated Companies), the registration statement (No. 333-166512) on Form S-8 (for the NVR, Inc. 2010 Equity Incentive Plan), the registration statement (No. 333-195756) on Form S-8 (for the NVR, Inc. 2014 Equity Incentive Plan), and the registration statement (No. 333-224628) on Form S-8 (for the NVR, Inc. 2018 Equity Incentive Plan), and the registration statement (No. 333-237918) on Form S-3ASR (for the 2020 shelf registration) of our reports dated February 14, 2024 February 12, 2025, with respect to the consolidated financial statements of NVR, Inc. and the effectiveness of internal control over financial reporting.

/s/ KPMG LLP

McLean, Virginia

February 14, 2024 12, 2025

Exhibit 31.1

SARBANES-OXLEY ACT SECTION 302 CERTIFICATIONS

I, Eugene J. Bredow, certify that:

- I have reviewed this Annual Report on Form 10-K of NVR, Inc.;
- Based on my knowledge, this report does not contain any untrue statement of a material fact or omit to state a material fact necessary to make the statements made, in light of the circumstances under which such statements were made, not misleading with respect to the period covered by this report;

3. Based on my knowledge, the financial statements, and other financial information included in this report, fairly present in all material respects the financial condition, results of operations and cash flows of the registrant as of, and for, the periods presented in this report;
4. The registrant's other certifying officer and I are responsible for establishing and maintaining disclosure controls and procedures (as defined in Exchange Act Rules 13a-15(e) and 15d-15(e)) and internal control over financial reporting (as defined in Exchange Act Rules 13a-15(f) and 15d-15(f)) for the registrant and have:
 - a. Designed such disclosure controls and procedures, or caused such disclosure controls and procedures to be designed under our supervision, to ensure that material information relating to the registrant, including its consolidated subsidiaries, is made known to us by others within those entities, particularly during the period in which this report is being prepared;
 - b. Designed such internal control over financial reporting, or caused such internal control over financial reporting to be designed under our supervision, to provide reasonable assurance regarding the reliability of financial reporting and the preparation of financial statements for external purposes in accordance with generally accepted accounting principles;
 - c. Evaluated the effectiveness of the registrant's disclosure controls and procedures and presented in this report our conclusions about the effectiveness of the disclosure controls and procedures, as of the end of the period covered by this report based on such evaluation; and
 - d. Disclosed in this report any change in the registrant's internal control over financial reporting that occurred during the registrant's most recent fiscal quarter (the registrant's fourth fiscal quarter in the case of an annual report) that has materially affected, or is reasonably likely to materially affect, the registrant's internal control over financial reporting; and
5. The registrant's other certifying officer and I have disclosed, based on our most recent evaluation of internal control over financial reporting, to the registrant's auditors and the audit committee of the registrant's board of directors (or persons performing the equivalent functions):
 - a. All significant deficiencies and material weaknesses in the design or operation of internal control over financial reporting which are reasonably likely to adversely affect the registrant's ability to record, process, summarize and report financial information; and
 - b. Any fraud, whether or not material, that involves management or other employees who have a significant role in the registrant's internal control over financial reporting.

Date: February 14, 2024 February 12, 2025

By: /s/ Eugene J. Bredow

Eugene J. Bredow

President and Chief Executive Officer

Exhibit 31.2

SARBANES-OXLEY ACT SECTION 302 CERTIFICATIONS

I, Daniel D. Malzahn, certify that:

1. I have reviewed this Annual Report on Form 10-K of NVR, Inc.;
2. Based on my knowledge, this report does not contain any untrue statement of a material fact or omit to state a material fact necessary to make the statements made, in light of the circumstances under which such statements were made, not misleading with respect to the period covered by this report;
3. Based on my knowledge, the financial statements, and other financial information included in this report, fairly present in all material respects the financial condition, results of operations and cash flows of the registrant as of, and for, the periods presented in this report;
4. The registrant's other certifying officer and I are responsible for establishing and maintaining disclosure controls and procedures (as defined in Exchange Act Rules 13a-15(e) and 15d-15(e)) and internal control over financial reporting (as defined in Exchange Act Rules 13a-15(f) and 15d-15(f)) for the registrant and have:
 - a. Designed such disclosure controls and procedures, or caused such disclosure controls and procedures to be designed under our supervision, to ensure that material information relating to the registrant, including its consolidated subsidiaries, is made known to us by others within those entities, particularly during the period in which this report is being prepared;
 - b. Designed such internal control over financial reporting, or caused such internal control over financial reporting to be designed under our supervision, to provide reasonable assurance regarding the reliability of financial reporting and the preparation of financial statements for external purposes in accordance with generally accepted accounting principles;
 - c. Evaluated the effectiveness of the registrant's disclosure controls and procedures and presented in this report our conclusions about the effectiveness of the disclosure controls and procedures, as of the end of the period covered by this report based on such evaluation; and
 - d. Disclosed in this report any change in the registrant's internal control over financial reporting that occurred during the registrant's most recent fiscal quarter (the registrant's fourth fiscal quarter in the case of an annual report) that has materially affected, or is reasonably likely to materially affect, the registrant's internal control over financial reporting; and

5. The registrant's other certifying officer and I have disclosed, based on our most recent evaluation of internal control over financial reporting, to the registrant's auditors and the audit committee of the registrant's board of directors (or persons performing the equivalent functions):
- All significant deficiencies and material weaknesses in the design or operation of internal control over financial reporting which are reasonably likely to adversely affect the registrant's ability to record, process, summarize and report financial information; and
 - Any fraud, whether or not material, that involves management or other employees who have a significant role in the registrant's internal control over financial reporting.

Date: February 14, 2024 February 12, 2025

By: /s/ Daniel D. Malzahn

Daniel D. Malzahn

Senior Vice President, Chief Financial Officer and Treasurer

Exhibit 32

**CERTIFICATION PURSUANT TO 18 U.S.C. SECTION 1350,
AS ADOPTED PURSUANT TO
SECTION 906 OF THE SARBANES-OXLEY ACT OF 2002**

In connection with the Annual Report on Form 10-K of NVR, Inc. for the period ended December 31, 2023 December 31, 2024 as filed with the Securities and Exchange Commission on the date hereof (the "Report"), each of the undersigned officers of NVR, Inc., hereby certifies pursuant to 18 U.S.C. Section 1350, as adopted pursuant to Section 906 of the Sarbanes-Oxley Act of 2002, that:

- The Report fully complies with the requirements of section 13(a) or 15(d) of the Securities Exchange Act of 1934; and
- The information contained in the Report fairly presents, in all material respects, the financial condition and results of operations of NVR, Inc.

Date: February 14, 2024 February 12, 2025

By: /s/ Eugene J. Bredow

Eugene J. Bredow

President and Chief Executive Officer

By: /s/ Daniel D. Malzahn

Daniel D. Malzahn

Senior Vice President, Chief Financial Officer and Treasurer

Exhibit 97

Compensation Recovery Policy

Purpose: This compensation recovery policy (the "Policy") is intended to foster a culture that emphasizes integrity and accountability in financial reporting and that reinforces NVR Inc.'s ("the Company") pay for performance compensation philosophy.

Each Covered Executive shall be required to sign and return to the Company the Acknowledgement Form attached hereto as Exhibit A, pursuant to which such Covered Executive will agree to be bound by the terms and comply with this Policy.

Effective Date: This Policy shall be effective as of December 1, 2023 and shall apply to any Incentive Compensation earned on or after such date.

Policy: Subject to the exceptions set forth below, following an Accounting Restatement, the Company shall recover reasonably promptly the amount of Incentive Compensation earned during the Recovery Period by any Covered Executive that exceeds the Incentive Compensation that would have been earned by such Covered Executive after taking into account the Accounting Restatement. This calculation will be made on a pre-tax basis.

This Policy, as may be amended from time to time by the Board, will apply to all Incentive Compensation earned during the Recovery Period by a person (a) after beginning service as a Covered Executive, (b) who served as a Covered Executive at any time during the performance period for that Incentive Compensation and (c) while the Company has a class of securities listed on the New York Stock Exchange ("NYSE") or another national securities exchange or a national securities association. Accordingly, this Policy can apply to a person that is no longer a Company employee or a Covered Executive at the time of recovery.

Incentive Compensation is deemed "earned" for purposes of this Policy in the fiscal period during which the performance measure specified in the Incentive Compensation award is attained, even if the payment or issuance of such Incentive Compensation occurs after the end of that period. For example, if the performance measure for Incentive Compensation is based on adjusted pre-tax income for the year ended December 31, 2023, such compensation will be deemed to have been earned in 2023 even if paid in 2024.

Exceptions

The Company shall not be required to recover Incentive Compensation pursuant to this Policy if the Board has made a determination that recovery would be impracticable and one of the following conditions are met:

1. after making a reasonable and documented attempt to recover erroneously awarded Incentive Compensation, the Board determines that the direct expenses that would be paid to a third party to assist in enforcing the Policy would exceed the amount to be recovered; or
2. based on a legal opinion of counsel acceptable to the NYSE, the Board determines that recovery would violate a home country law adopted prior to November 28, 2022; or
3. the Board determines that recovery would likely cause an otherwise tax-qualified retirement plan, under which benefits are broadly available to employees of the Company, to fail to meet the requirements of 26 U.S.C. 401(a)(13) or 26 U.S.C. 411(a) and regulations thereunder.

Definitions

"Accounting Restatement" means the Company is required to prepare an accounting restatement due to the material noncompliance of the Company with any financial reporting requirement under the securities laws, including any required accounting restatement to correct an error in previously issued financial statements that is material to the previously issued financial statements, or that would result in a material misstatement if the error were corrected in the current period or left uncorrected in the current period. A restatement resulting solely from the retrospective application of a change in generally accepted accounting principles is not an Accounting Restatement.

"Covered Executive" means any executive officer of the Company identified pursuant to SEC rule 17 C.F.R. 229.401(b).

"Incentive Compensation" means any compensation that is granted, earned, or vested based wholly or in part upon the attainment of a financial reporting measure. For purposes of this definition, a financial reporting measure is (i) a measure that is determined and presented in accordance with the accounting principles used in preparing the Company's financial statements or derived wholly or in part from such measures, or (ii) the Company's stock price or total shareholder return.

"Recovery Period" means the three completed fiscal years preceding the Trigger Date.

"Trigger Date" means the earlier to occur of: (a) the date the Board concludes, or reasonably should have concluded, that the Company is required to prepare an Accounting Restatement; or (b) the date a court, regulator, or other legally authorized body directs the Company to prepare an Accounting Restatement.

Administration

This Policy is intended to comply with the listing requirements of the NYSE and related SEC rules and shall be interpreted in a manner consistent with those requirements. The Board has full authority to interpret and administer the Policy. The Board's determinations under the Policy shall be final and binding on all persons and shall be given the maximum deference permitted by law. If the Board cannot determine the amount of excess Incentive Compensation earned by a Covered Executive directly from the information in the Accounting Restatement, such as in the case of Incentive Compensation tied to stock price or total stockholder return, then it shall make its determination based on a reasonable estimate of the effect of the Accounting Restatement and shall maintain documentation of such determination.

No Indemnification or Advancement of Legal Fees

The Company shall not indemnify any Covered Executives against, or pay the premiums for any insurance policy to cover, any amounts recovered under this Policy or any expenses that a Covered Executive incurs in opposing Company efforts to recoup amounts pursuant to the Policy.

Non-Exclusive Remedy

Recovery of Incentive Compensation pursuant to this Policy shall not in any way limit or affect the rights of the Company to pursue disciplinary, legal, or other action or pursue any other remedies available to it. This Policy shall be in addition to, any rights of the Company to recover Incentive Compensation from Covered Executives under applicable laws and regulations, including but not limited to the Sarbanes-Oxley Act of 2002, as amended, or pursuant to the terms of any employment agreement, equity award agreement, or similar agreement with a Covered Executive.

Exhibit A

NVR INC.

COMPENSATION RECOVERY POLICY

ACKNOWLEDGEMENT FORM

By my signature below, I hereby acknowledge that I have read and understand the NVR Compensation Recovery Policy (the "Policy") adopted by NVR Inc. (the "Company"), consent and agree to abide by its provisions and further agree that:

1. Defined terms used but not defined in this acknowledgment shall have the meanings set forth in the Policy.
2. The Policy shall apply to any Incentive Compensation as set forth in the Policy and all such Incentive Compensation shall be subject to recovery under the Policy;
3. Any applicable award agreement or other document setting forth the terms and conditions of any Incentive Compensation granted to me by the Company or its affiliates shall be deemed to include the restrictions imposed by the Policy and shall incorporate it by reference. In the event of any inconsistency between the provisions of the Policy and the applicable award agreement or other document setting forth the terms and conditions of any Incentive Compensation granted to me, the terms of the Policy shall govern unless the terms of such other agreement or other document would result in a greater recovery by the Company;
4. In the event it is determined by the Company that any amounts granted, awarded, earned or paid to me must be forfeited or reimbursed to the Company, I will promptly take any action necessary to effectuate such forfeiture and/or reimbursement;
5. I acknowledge that, notwithstanding any indemnification agreement, employment agreement or other arrangement between the Company and me, or any of the Company's organizational documents, including the Company's Restated Articles of Incorporation and its Bylaws, the Company shall not indemnify me against, or pay the premiums for any insurance policy to cover, losses incurred under the Policy;
6. The Policy may be amended from time to time in accordance with its terms; and
7. This acknowledgement and the Policy shall survive and continue in full force and in accordance with its terms, notwithstanding any termination of my employment with the Company and its affiliates.

Signature: _____

Print Name: _____

Date: _____

DISCLAIMER

THE INFORMATION CONTAINED IN THE REFINITIV CORPORATE DISCLOSURES DELTA REPORT™ IS A COMPARISON OF TWO FINANCIALS PERIODIC REPORTS. THERE MAY BE MATERIAL ERRORS, OMISSIONS, OR INACCURACIES IN THE REPORT INCLUDING THE TEXT AND THE COMPARISON DATA AND TABLES. IN NO WAY DOES REFINITIV OR THE APPLICABLE COMPANY ASSUME ANY RESPONSIBILITY FOR ANY INVESTMENT OR OTHER DECISIONS MADE BASED UPON THE INFORMATION PROVIDED IN THIS REPORT. USERS ARE ADVISED TO REVIEW THE APPLICABLE COMPANY'S ACTUAL SEC FILINGS BEFORE MAKING ANY INVESTMENT OR OTHER DECISIONS.

©2025, Refinitiv. All rights reserved. Patents Pending.