



Second Quarter 2025

Financial Results



Forward-Looking Statements

Forward-Looking Statements:

Certain statements contained in this presentation include “forward-looking statements” within the meaning of U.S. federal securities laws and “forward-looking information” within the meaning of Canadian securities laws (collectively, “forward-looking statements”). Forward-looking statements herein include, in particular, statements relating to future financial and operational results, opportunities, and any other statements regarding events or developments that RB Global, Inc. (the “Company”, “RB Global”, “RBA”, “we”, “us”, “their” or “our”) believes or anticipates will or may occur in the future. Forward-looking statements are typically identified by such words as “aim”, “anticipate”, “believe”, “could”, “continue”, “estimate”, “expect”, “intend”, “may”, “ongoing”, “plan”, “potential”, “predict”, “will”, “should”, “would”, “could”, “likely”, “generally”, “future”, “long-term”, or the negative of these terms, and similar expressions intended to identify forward-looking statements. It is uncertain whether any of the events anticipated by the forward-looking statements will transpire or occur, or if any of them do, what impact they will have on the results of operations and financial condition of RBA’s common shares. Therefore, you should not place undue reliance on any such forward-looking statements and caution must be exercised in relying on forward-looking statements. Forward-looking statements are based on current expectations and assumptions that are subject to risks and uncertainties that may cause actual results to differ materially, including but not limited to risks and uncertainties relating to: our ability to drive shareholder value; potential growth and market opportunities; the level of participation in our auctions and the success of our online marketplaces; our ability to grow our businesses, acquire new customers, enhance our sector reach, drive geographic depth, and scale our operations; the impact of our initiatives, services, investments, and acquisitions on us and our customers; the acquisition or disposition of properties; potential future mergers and acquisitions; our ability to integrate acquisitions; our future capital expenditures and returns on those expenditures; our ability to add new business and information solutions, including, among others, our ability to maximize and integrate technology to enhance our existing services and support additional value-added service offerings; the supply trend of equipment and vehicles in the market and the anticipated price environment, as well as the resulting effect on our business and Gross Transaction Value (“GTV”); our compliance with laws, rules, regulations, and requirements that affect our business; effects of various economic, financial, industry, and market conditions or policies, including inflation, the supply and demand for property, equipment, or natural resources; the behavior of commercial assets and vehicle pricing; the relative percentage of GTV represented by straight commission or underwritten (guarantee and inventory) contracts, and its impact on revenues and profitability; our future capital expenditures and returns on those expenditures; the effect of any currency exchange and interest rate fluctuations on our results of operations; the effect of any tariffs on our results of operations; the grant and satisfaction of equity awards pursuant to our compensation plans; any future declaration and payment of dividends, including the tax treatment of any such dividends; financing available to us from our credit facilities or other sources, our ability to refinance borrowings, and the sufficiency of our working capital to meet our financial needs; our ability to satisfy our present operating requirements and fund future growth through existing working capital, credit facilities and debt; misappropriation of data or cybersecurity incidents; and, failure to comply with privacy and data protection laws. Other risks that could cause actual results to differ materially from those described in the forward-looking statements are included in “Part I, Item 1A: Risk Factors”, and the section titled “Summary of Risk Factors”, in our Annual Report on Form 10-K for the year ended December 31, 2024, as such risk factors may be amended, supplemented or superseded from time to time by other reports we file with the Securities and Exchange Commission, including subsequent Quarterly Reports on Form 10-Q which are available on the SEC, SEDAR and RB Global’s websites. The forward-looking statements included in this presentation are made only as of the date hereof. While the list of factors presented here is considered representative, no such list should be considered to be a complete statement of all potential risks and uncertainties. Many of these risk factors are outside of our control, and as such, they involve risks which are not currently known that could cause actual results to differ materially from those discussed or implied herein. RBA does not undertake any obligation to update any forward-looking statements to reflect actual results, new information, future events, changes in its expectations or other circumstances that exist after the date as of which the forward-looking statements were made, except as required by law.

Non-GAAP Financial Measures

This presentation contains certain non-GAAP financial measures, including adjusted EBITDA, adjusted EPS, adjusted net income, and adjusted net debt. These non-GAAP financial measures are not calculated in accordance with GAAP and may exclude items that are significant in understanding and assessing a company’s financial condition or operating results. Therefore, these measures should not be considered in isolation or as alternatives to financial measures under GAAP. In addition, these measures may not be comparable to similarly-titled measures used by other companies. Further information regarding non-GAAP financial measures is included in RBA’s filings with the SEC and/or applicable Canadian securities regulatory authorities, including RBA’s Current Report on Form 8-K filed with the SEC on the date of this presentation, which are available on the SEC and SEDAR websites and at: investor.rbglobal.com. This presentation also includes certain forward-looking non-GAAP financial measures. We are unable to present a quantitative reconciliation of this forward-looking non-GAAP financial information because management cannot reliably predict all of the necessary components of such measures. Accordingly, investors are cautioned not to place undue reliance on this information.

All figures are in US dollars, unless otherwise noted. Due to rounding, numbers presented throughout this document may not add up precisely to the totals presented.

Key Messages



Achieved solid market share gains in the Automotive sector



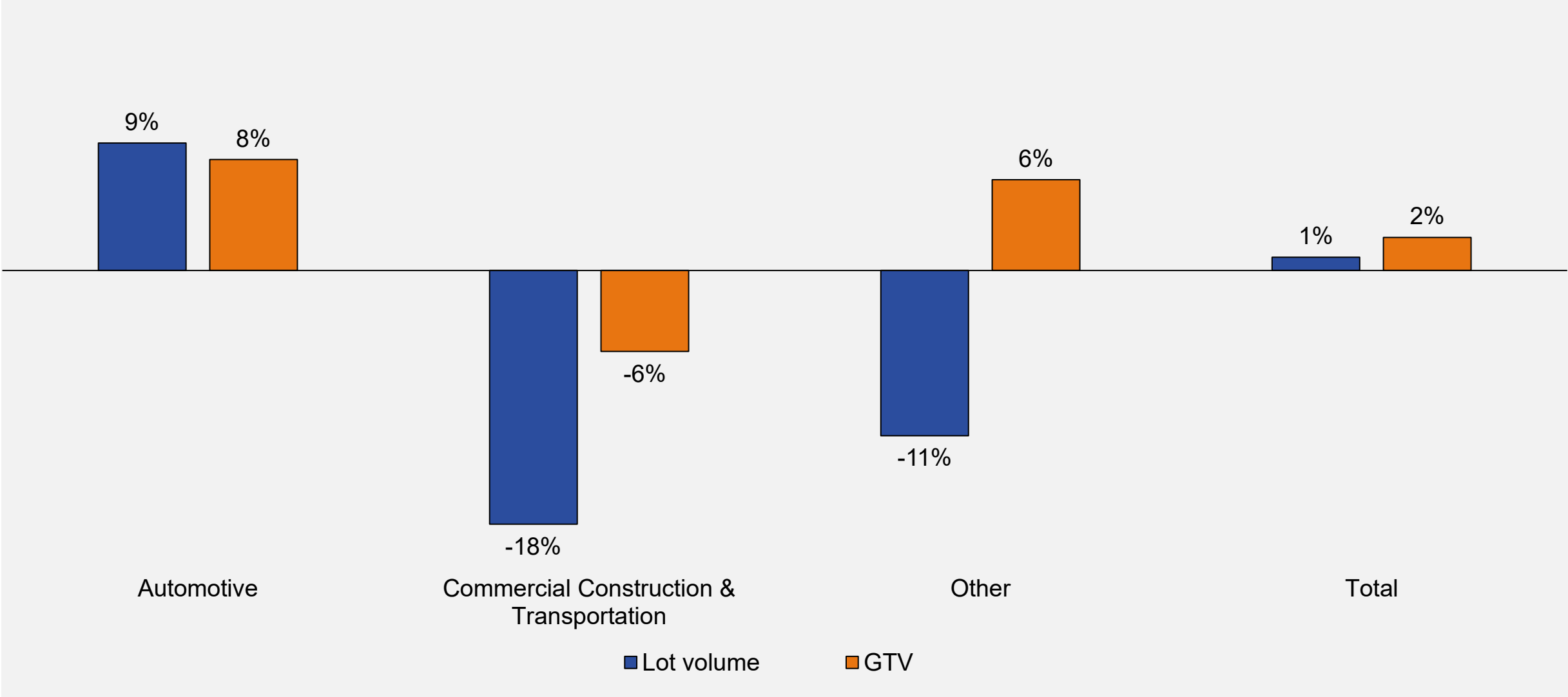
Announced a “win-win” joint venture with LKQ Corporation in the U.K. to streamline the distribution of green parts



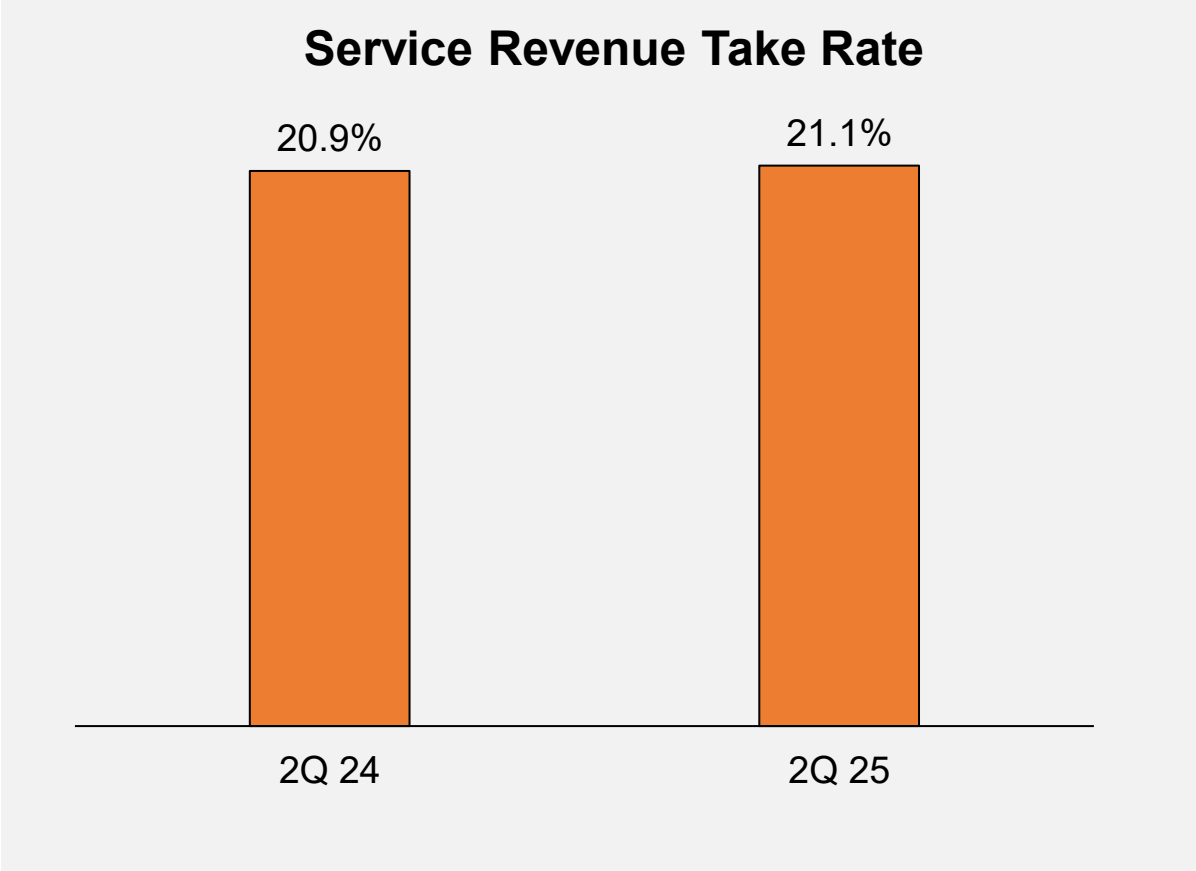
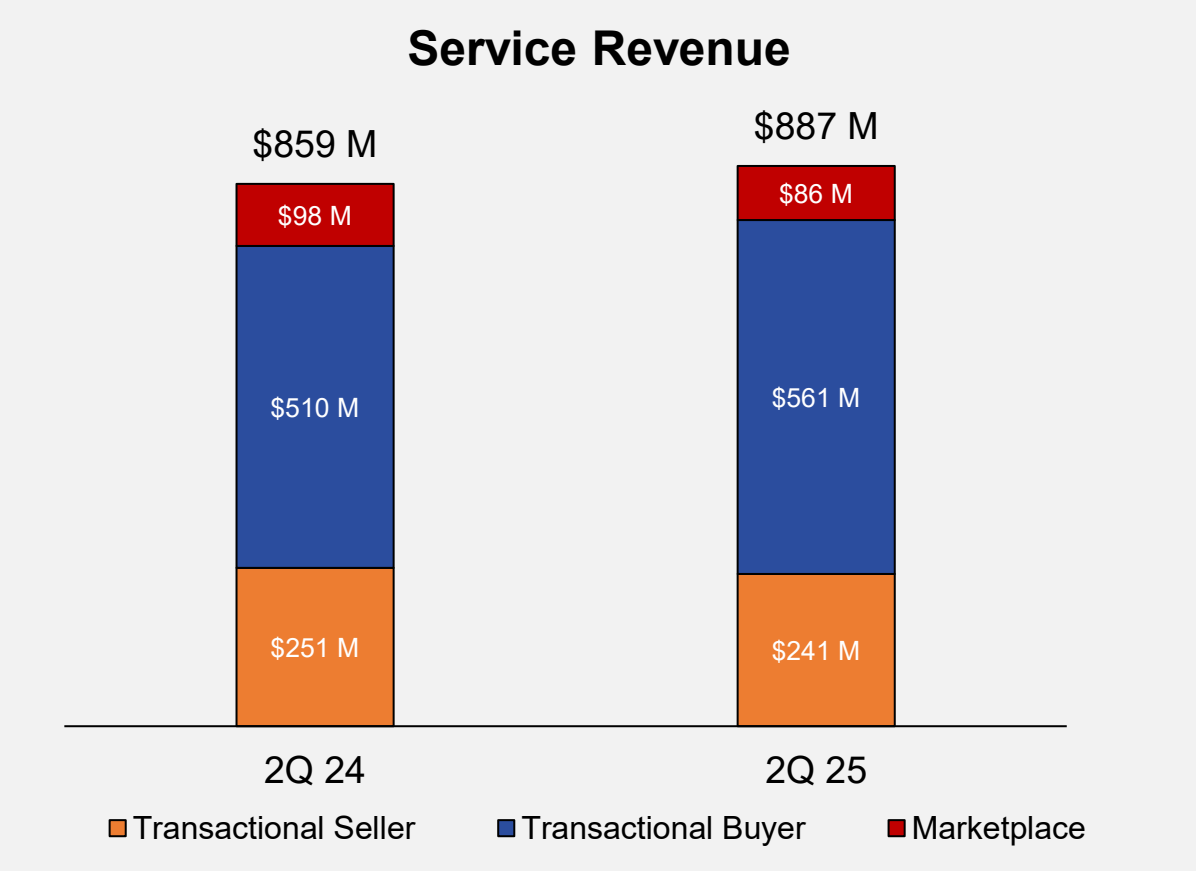
Successfully closed of J.M. Wood Auction Co. transaction



Gross Transaction Value – Sector Growth

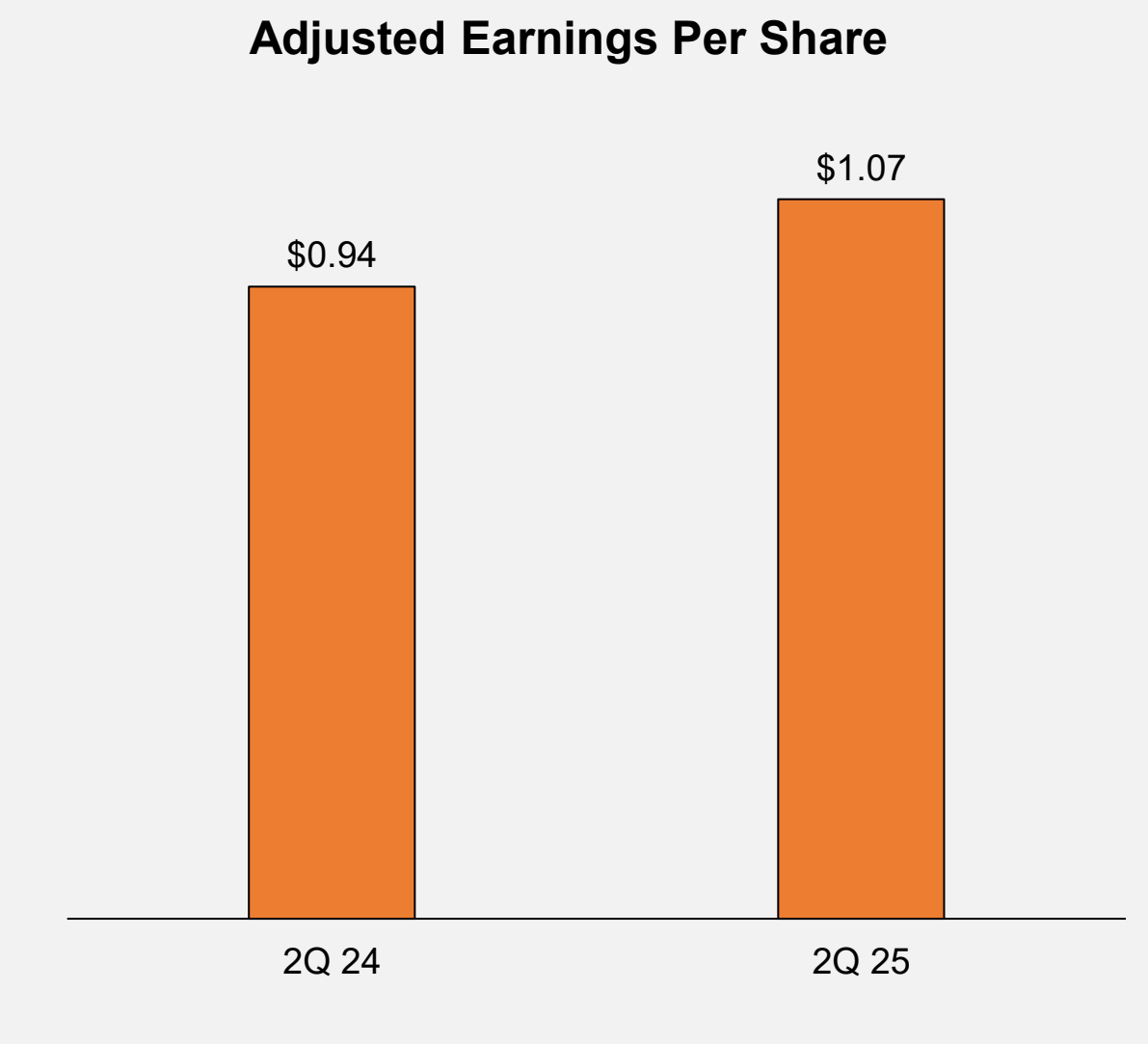
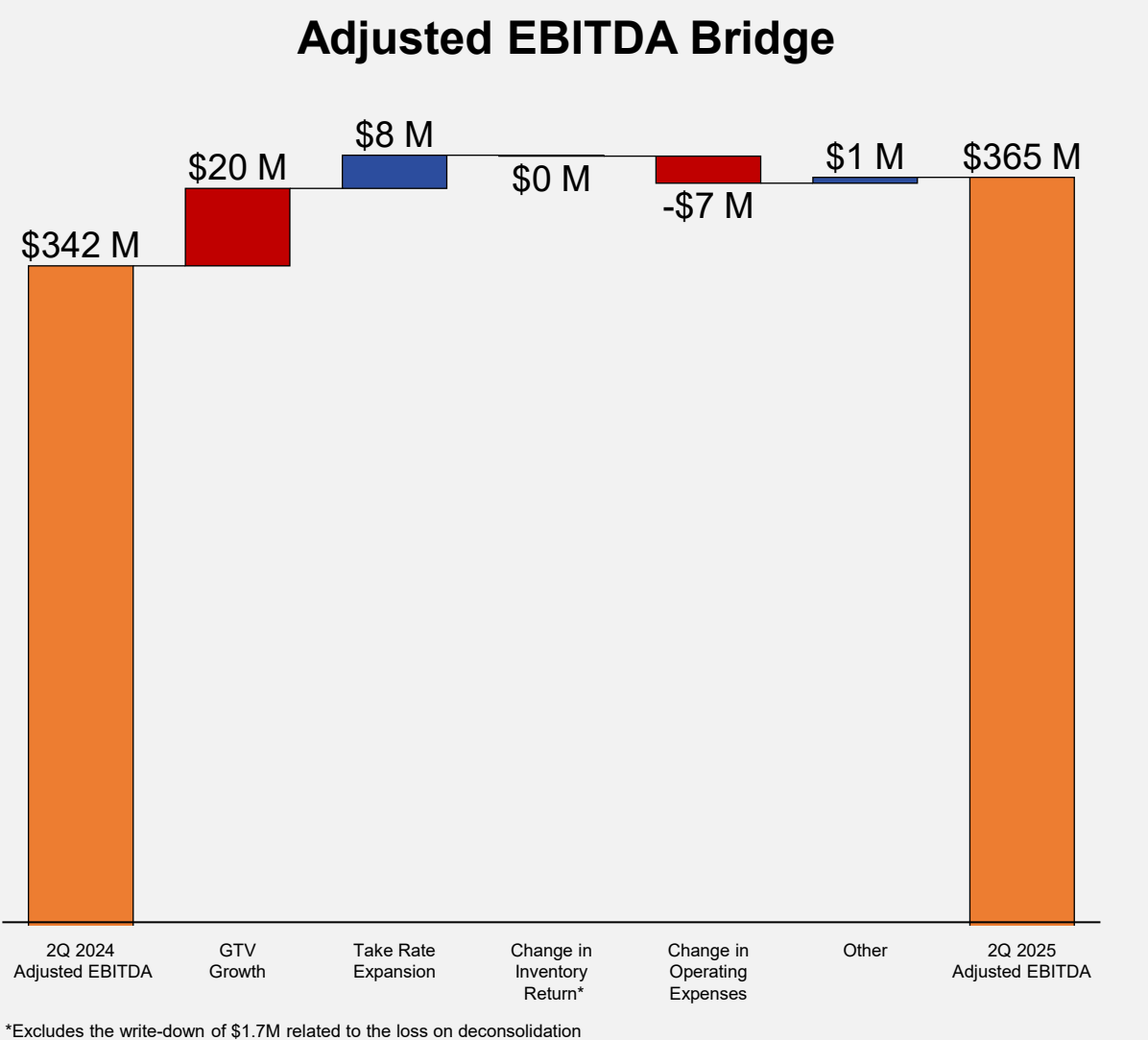


Service Revenue and Take Rate



- Service revenue increased 3%, driven by a higher level of GTV and a higher service revenue take rate
- Service revenue take rate expanded 20 basis points, driven by a higher buyer fee rate structure, partially offset by lower marketplace services revenue and a lower average commission rate

Adjusted EBITDA and Diluted Adjusted EPS



Updating 2025 Outlook

(in U.S. dollars in millions, except percentages)

Current Outlook

Commentary

GTV Growth ¹	0 to 3%	<ul style="list-style-type: none"> Expect to be at the lower end of the range Continued gains in market share Guidance does not anticipate significant GTV from catastrophic events
Adjusted EBITDA ²	\$1,340 to \$1,370	<ul style="list-style-type: none"> Year-over-year growth is driven by our commitment to operational excellence while prudently investing in growth
Full Year 2025 Tax Rate (GAAP and Adjusted)	24% to 27%	<ul style="list-style-type: none"> Reducing forecasted rate to reflect YTD results
Capital Expenditures ³	\$350 to \$400	<ul style="list-style-type: none"> Supports greenfield expansion in Australia Continued execution against our land strategy Continued investment in technology to enhance the customer experience and improve operational efficiency

1) Compared to full-year 2024 results

2) The Company has not provided a reconciliation of Adjusted EBITDA outlook for fiscal 2025 to GAAP net income, the most directly comparable GAAP financial measure, because without unreasonable efforts, it is unable to predict with reasonable certainty the amount or timing of non-GAAP adjustments that are used to calculate Adjusted EBITDA, including but not limited to: (a) the net loss or gain on the sale of property plant & equipment, or other assets (b) loss on deconsolidation and related costs (c) acquisition-related or integration costs relating to our mergers and acquisition activity, including severance costs, (d) other legal, advisory, restructuring and non-income tax expenses, (e) share-based payments compensation expense which value is directly impacted by the fluctuations in our share price and other variables, and (f) other expenses that we do not believe are indicative of our ongoing operations. These adjustments are uncertain, depend on various factors that are beyond our control and could have a material impact on net income for fiscal 2025.

3) Capex is defined as property, plant, and equipment, net of proceeds on disposals, plus intangible asset additions

