

REFINITIV

DELTA REPORT

10-K

CCRN - CROSS COUNTRY HEALTHCARE
10-K - DECEMBER 31, 2023 COMPARED TO 10-K - DECEMBER 31, 2022

The following comparison report has been automatically generated

| | |
|--------------|------|
| TOTAL DELTAS | 3028 |
| CHANGES | 409 |
| DELETIONS | 1265 |
| ADDITIONS | 1354 |

UNITED STATES
SECURITIES AND EXCHANGE COMMISSION
Washington, D.C. 20549

FORM 10-K

☒ ANNUAL REPORT PURSUANT TO SECTION 13 OR 15(d) OF THE SECURITIES EXCHANGE ACT
OF 1934

For the Fiscal Year Ended **December 31, 2022** **December 31, 2023**

or

☐ TRANSITION REPORT PURSUANT TO SECTION 13 OR 15(d) OF THE SECURITIES EXCHANGE
ACT OF 1934

For the transition period from _____ to _____

Commission file number 0-33169

 Filing - Cross Country full logo_2-2024.jpg

Cross Country Healthcare, Inc.

(Exact name of registrant as specified in its charter)

Delaware

(State or other jurisdiction of incorporation or organization)

13-4066229

(I.R.S. Employer Identification No.)

6551 Park of Commerce Boulevard, N.W.

Boca Raton, Florida 33487

(Address of principal executive offices, zip code)

Registrant's telephone number, including area code: **(561) 998-2232**

Securities registered pursuant to Section 12(b) of the Act:

| Title of each class | Trading symbol | Name of each exchange on which registered |
|--|----------------|---|
| Common Stock, par value \$0.0001 per share | CCRN | The Nasdaq Stock Market LLC |

Securities registered pursuant to Section 12(g) of the act: None

Indicate by check mark if the Registrant is a well-known seasoned issuer, as defined in Rule 405 of the Securities Act. Yes ☐ No ☒

Indicate by check mark if the Registrant is not required to file reports pursuant to Section 13 or Section 15(d) of the Act. Yes ☐ No ☒

Indicate by check mark whether the Registrant: (1) has filed all reports required to be filed by Section 13 or 15(d) of the Securities Exchange Act of 1934 during the preceding 12 months (or for such shorter period that the Registrant was required to file such reports), and (2) has been subject to such filing requirements for the past 90 days. Yes ☒ No ☐

Indicate by check mark whether the registrant has submitted electronically and posted on its corporate web site, if any, every Interactive Data File required to be submitted and posted pursuant to Rule 405 of Regulation S-T during the preceding 12 months (or for such shorter period that the registrant was required to submit and post such files). Yes ☒ No ☐

Indicate by check mark whether the Registrant is a large accelerated filer, an accelerated filer, a non-accelerated filer, a smaller reporting company, or an emerging growth company. See the definitions of “large accelerated filer,” “accelerated filer,” “smaller reporting company,” and “~~merging~~ ~~emerging~~ growth company” in Rule 12b-2 of the Exchange Act: Large accelerated filer ☒ Accelerated filer ☐ Non-accelerated filer ☐ Smaller reporting company ☐ Emerging growth company ☐

If an emerging growth company, indicate by check mark if the registrant has elected not to use the extended transition period for complying with any new or revised financial accounting standards provided pursuant to Section 13(a) of the Exchange Act. ☐

Indicate by check mark whether the registrant has filed a report on and attestation to its management’s assessment of the effectiveness of its internal control over financial reporting under Section 404(b) of the Sarbanes-Oxley Act (15 U.S.C. 7262(b)) by the registered public accounting firm that prepared or issued its audit report. ☒

If securities are registered pursuant to Section 12(b) of the Act, indicate by check mark whether the financial statements of the registrant included in the filing reflect the correction of an error to previously issued financial statements. ☐

Indicate by check mark whether any of those error corrections are restatements that required a recovery analysis of incentive-based compensation received by any of the registrant’s executive officers during the relevant recovery period pursuant to §240.10D-1(b). ☐

Indicate by check mark whether the Registrant is a shell company (as defined by Rule 12b-2 of the Act). Yes ☐ No ☒

The aggregate market value of the voting stock held by non-affiliates of the Registrant, based on the closing price of Common Stock on ~~June 30, 2022~~ ~~o~~ ~~June 30, 2023~~ ~~f~~ ~~\$20.83~~ ~~of~~ ~~\$28.08~~ as ~~f~~ ~~reported~~ ~~ported~~ on the Nasdaq Global Select Market, was ~~729,928,318~~ ~~\$926,700,597~~. This calculation does not reflect a determination that persons are affiliated for any other purpose.

As of ~~February 15, 2023~~ ~~February 14, 2024~~, ~~36,820,264~~ ~~34,725,677~~ shares of Common Stock, \$0.0001 par value per share, were outstanding.

DOCUMENTS INCORPORATED BY REFERENCE

Portions of the Registrant’s definitive proxy statement for the 2023 Annual Meeting of Stockholders, which statement will be filed pursuant to Regulation 14A not later than 120 days after the end of the fiscal year covered by this report, are incorporated by reference into Part III hereof.

TABLE OF CONTENTS

| | <u>Page</u> |
|---|--------------|
| <u>PART I</u> | |
| <u>Item 1. Business</u> | <u>1</u> |
| <u>Item 1A. Risk Factors</u> | <u>11</u> |
| <u>Item 1B. Unresolved Staff Comments</u> | <u>21</u> |
| <u>Item 1C. Cybersecurity</u> | <u>21</u> |
| <u>Item 2. Properties</u> | <u>22 24</u> |
| <u>Item 3. Legal Proceedings</u> | <u>22 24</u> |
| <u>Item 4. Mine Safety Disclosures</u> | <u>22 24</u> |
| <u>PART II</u> | |
| <u>Item 5. Market for Registrant's Common Equity, Related Stockholder Matters and Issuer Purchases of Equity Securities</u> | <u>22 24</u> |
| <u>Item 6. [Reserved]</u> | <u>24 26</u> |
| <u>Item 7. Management's Discussion and Analysis of Financial Condition and Results of Operations</u> | <u>24 26</u> |
| <u>Item 7A. Quantitative and Qualitative Disclosures about Market Risk</u> | <u>36 37</u> |
| <u>Item 8. Financial Statements and Supplementary Data</u> | <u>37 38</u> |
| <u>Item 9. Changes in and Disagreements with Accountants on Accounting and Financial Disclosure</u> | <u>37 38</u> |
| <u>Item 9A. Controls and Procedures</u> | <u>37 38</u> |
| <u>Item 9B. Other Information</u> | <u>38 39</u> |
| <u>Item 9C. Disclosure Regarding Foreign Jurisdictions that Prevent Inspections</u> | <u>38 39</u> |
| <u>PART III</u> | |
| <u>Item 10. Directors, Executive Officers and Corporate Governance</u> | <u>39 40</u> |
| <u>Item 11. Executive Compensation</u> | <u>39 40</u> |
| <u>Item 12. Security Ownership of Certain Beneficial Owners and Management and Related Stockholders Matters</u> | <u>39 40</u> |
| <u>Item 13. Certain Relationships and Related Transactions, and Director Independence</u> | <u>39 40</u> |
| <u>Item 14. Principal Accountant Fees and Services</u> | <u>39 41</u> |
| <u>PART IV</u> | |
| <u>Item 15. Exhibits, Financial Statement Schedules</u> | <u>40 42</u> |
| <u>Item 16. Form 10-K Summary</u> | <u>45 47</u> |
| <u>SIGNATURES</u> | <u>45 47</u> |

All references to "we," "us," "our," "the Company," or "Cross Country" in this Annual Report on Form 10-K means Cross Country Healthcare, Inc., and its consolidated subsidiaries.

Website addresses referenced in this Annual Report on Form 10-K are provided for convenience only, and the content on the referenced websites does not constitute a part of this Annual Report on Form 10-K.

Forward-Looking Statements

In addition to historical information, this Annual Report on Form 10-K contains statements relating to our future results (including certain projections and business trends) that are "forward-looking statements" within the meaning of Section 27A of the Securities Act of 1933, as amended, and Section 21E of the Securities Exchange Act of 1934, as amended (the Exchange Act), and the Private Securities Litigation Reform Act of 1995, and are subject to the "safe harbor" created by those sections. Words such as "expects", "anticipates", "intends", "plans", "believes", "estimates", "suggests", "appears", "seeks", "will", "could" "could", and variations of such words and similar expressions are intended to identify forward-looking statements. These statements involve known and unknown risks, uncertainties and other factors that may cause our actual results and performance to be materially different

from any future results or performance expressed or implied by these forward-looking statements. Factors that might cause such differences include, but are not limited to, those discussed in the section titled "Item 1A - Risk Factors," and the other documents that we file from time to time with the Securities and Exchange Commission (SEC).

Although we believe that these statements are based upon reasonable assumptions, we cannot guarantee future results, and readers are cautioned not to place undue reliance on these forward-looking statements, which reflect management's opinions only as of the date of this filing. There can be no assurance that (i) we have correctly measured or identified all of the factors affecting our business or the extent of these factors' likely impact; (ii) the available information with respect to these factors on which such analysis is based is complete or accurate; (iii) such analysis is correct; or (iv) our strategy, which is based in part on this analysis, will be successful. Except as may be required by law, the Company undertakes no obligation to update or revise forward-looking statements.

PART I

Item 1. Business.

Overview of Our Company

Cross Country Healthcare, Inc. (Nasdaq: CCRN) is a **leading market-leading**, tech-enabled workforce solutions and advisory firm with **36 37** years of industry experience and insight. We **solve help customers tackle** complex labor-related challenges for customers while providing and achieve high-quality outcomes, while reducing complexity and exceptional patient care. As a multi-year Best of Staffing improving visibility through data-driven insights.® award winner, we are committed to providing an exceptionally high level of service to our customers, as well as our **homecare, education, and clinical and non-clinical healthcare professionals**.

Leveraging national and in-market staffing teams, we place highly qualified healthcare professionals in virtually every specialty on travel and per diem assignments, local short-term contracts, and permanent positions. We also place teachers, substitute teachers, and other education specialties at educational facilities, and healthcare leaders within nursing, allied, physician, and human resources at healthcare organizations, organizations, and non-healthcare providers to participants in Programs of All-Inclusive Care for the Elderly (PACE) programs. Our diverse customer base includes both public and private acute care and non-acute care hospitals, outpatient clinics, ambulatory care facilities, single and multi-specialty physician practices, rehabilitation facilities, Program of All-Inclusive Care for the Elderly (PACE) PACE programs, urgent care centers, local and national healthcare systems, managed care providers, public and charter schools, correctional facilities, government facilities, pharmacies, and many other healthcare providers, providers including those in underserved communities. By utilizing the solutions we offer, customers are able to better plan their personnel needs, optimize their talent acquisition and management processes, strategically flex and balance their workforce, have access to quality healthcare personnel, and provide continuity of care for improved patient outcomes. We believe that our national footprint provides a unique value proposition, as we are able to engage with a broader pool of talent and offer customers a more consultative approach relying on our understanding of the local and regional markets they serve.

Since 2021, we have disclosed the following We offer services to our customers through our two reportable segments: segments as described below:

- (1) **Nursing and Allied Staffing.** The Nurse and Allied Staffing segment provides workforce solutions and traditional staffing, recruiting, and value-added total talent solutions, including including: (i) temporary and permanent placement of travel and local nurse and allied professionals, temporary placement of and healthcare leaders within nursing, allied, physician, human resources, and finance; (ii) vendor neutral programs and managed services service programs (MSP) services; (iii) education healthcare services, services; (iv) in-home care services, services; and (v) outsourcing services. We also serve as a direct-hire talent acquisition partner to healthcare organizations and academic institutions throughout the nation, providing a full suite of prescriptive talent management solutions, including flexible talent delivery models such as retained, outsourced, executive search services for healthcare professionals, as well as contingent search and contingent staffing. recruitment process outsourcing services. We also offer our SaaS-based, proprietary, vendor management technology, Intellify® to facilities to manage all or a portion of their agency services. Our Nurse and

Allied Staffing revenue and contribution income is set forth in Note 17 - Segment Data to the consolidated financial statements.

A majority of our revenue is generated from staffing registered nurses and allied professionals on long-term travel contract assignments of varying lengths (typically, 13 weeks in length) weeks) at hospitals and health systems. We staff registered nurses, licensed practical nurses, certified nurse assistants, advanced practitioners, pharmacists, and more than 100 specialties of allied professionals on local per diem and short-term assignments in a variety of clinical and non-clinical settings. We also provide clinical and non-clinical professionals on long-term assignments to customers such as public and private acute-care acute care and non-acute care hospitals, government facilities, public and charter schools, academic medical centers, outpatient clinics, ambulatory care facilities, physician practice groups, local and national healthcare plans, managed care providers, PACE programs, correctional facilities, and many other healthcare providers. In June 2021, we acquired the assets of Workforce Solutions Group, Inc. (WSG), which allows us We also receive administrative fees from subcontractors at our MSP clients or from those subcontractors who are using our Intellify® technology solution to deliver critical support to some of the neediest populations by delivering professionals to the home. In December 2022, we acquired HireUp Leadership Inc. (HireUp), which partners with hospitals, academic medical centers, and clinics to recruit healthcare leaders within nursing, allied, physician, human resources, and finance. staff hospital facilities directly.

- (2) **Physician Staffing.** Our Physician Staffing segment provides licensed practitioners across a broad array of specialties, as well as certified registered nurse anesthetists (CRNAs), nurse practitioners (NPs), and physician assistants (PAs) under our Cross Country Locums® brand on temporary assignments throughout the United States (U.S.). The diverse list of customers we serve include includes healthcare facilities, such as acute and non-acute care facilities, medical group practices, government facilities, and managed care organizations. We recruit these professionals nationally and place them on assignments varying in length from several days up to one year. Our Physician Staffing revenue and contribution income is set forth in Note 17 - Segment Data to the consolidated financial statements.

In October 2022, we acquired Mint Medical Physician Staffing, LP and Lotus Medical Staffing LLC (collectively, Mint). Mint places physicians, nurse practitioners, and physician assistants in locum tenens positions. Lotus specializes in anesthesia and surgical specialties for both locum tenens and permanent placements.

The healthcare staffing industry continues to evolve, with both healthcare providers and professionals demanding speed and placing heavier reliance on technology for fulfillment and delivery activities. According to the AKASA 2021 Annual Report on Automation, more than 66% of health systems and hospitals currently use automation tools for revenue cycle operations.

Recognizing this trend, we are continuing on a path of digital transformation and innovation across our business with continued investments in expanding our technology capabilities both on the customer facing and candidate engagement and customer facing fronts. We have executed multiple initiatives to enhance our position as a leading, consultative, and strategic partner in the healthcare industry. Some of our key focus areas included include personalizing the candidate experience, delivering a superior customer experience, infusing technology-enablement to drive efficiencies and increased productivity, and continuing our commitment to clinical excellence. As part of our growth strategy, in 2023 we released our Internal Resource Pool (IRP) and per diem modules on Intellify® and we are optimizing continuing to optimize our technologies by upgrading and integrating our middle and back-office platforms systems and bringing our IT infrastructure and business processes onto a single cohesive platform. We expect these initiatives to drive growth through better operational execution, enhanced productivity, and a world-class customer and candidate experience.

Areas of investment also include recruitment and candidate nurturing tools, market analytics, mobile applications and self-serve capabilities, programmatic advertising, social media, and other technology. These investments enhance our recruiting capabilities and allow us to quickly respond to demand across a wide range of specialties.

In 2022, we adopted our proprietary vendor management system, Intellify™, which enhances a customer's visibility and management of their spend. This technology will also allow us incremental customer spend through vendor neutral offerings. We anticipate that the system will be fully deployed by 2024. In 2021, we successfully enhanced our applicant tracking system (ATS) for our travel business and upgraded our proprietary on-demand staffing platform, which has continued to improve our efficiency and candidate conversion ratios. This is just one component of our larger technology ecosystem that we believe will continue to drive productivity, thus driving revenue and profitability. We are also continuing to build out a complete self-service portal that candidates can use across the entire engagement life cycle known as Gateway™. In 2022, and with more than 50 healthcare clinicians on our corporate staff, our Clinical Quality Council also continued to serve as an advisory committee to our entire organization and our customers.

One of our goals is also to continue to grow stockholder value by continuing to deepen our relationships with current customers and healthcare professionals, expanding the number and types of new customers we serve, growing the supply and types of specialties of our healthcare professionals, improving our operating leverage through growth and cost containment, and strengthening and broadening our market presence. This will require requires our continued focus on: (i) providing our workforce solutions offerings to new customers; (ii) expanding the services we provide to our current customers, including usage of

Intellify™; (iii) further diversifying our customer base; (iv) improving our capture rate for current MSP customers; (v) accessing more candidates; and (vi) (v) continuing to modernize our technologies and processes to optimize our relationships with our healthcare professionals and customers.

To successfully execute our business strategy, we rely on our experienced and innovative executive and operational teams. Our executive team has extensive experience in the staffing, workforce solutions, technology services, and healthcare industries. We also foster a culture of performance, talented leadership, and collegiality that promotes the achievement of both company Company and personal goals. With more than 50 healthcare clinicians on our corporate staff, our Clinical Quality Council continues to serve as an advisory committee to our entire organization and customers. In 2020, 2021, and 2022, the Company's Company's Co-Founder & Chairman was named to the Staffing Industry Analysts' Staffing 100 List of the most notable leaders in the industry, industry, and the Company's Chief Executive Officer (CEO) was named to the list in 2023. One of our executives was included on Staffing Industry Analysts' 2022 2023 Global Power 150 - Women in Staffing List that recognizes the 100 most influential women in the Americas and 50 additional women internationally, and another executive was included in 2021 and 2020, 2022, as well as a third executive included in 2021. Another executive has been recognized as a 2023 Diversity, Equity, and Inclusion Influencer by Staffing Industry Analysts, and one of the 10 Most Influential HR Executives to Watch in 2022 by CIO Views magazine. Our Chairman of the

Board of Directors was also nominated as a top staffing leader to watch in 2023 for World Staffing Awards. In addition, the Company's Company's Chief Clinical Officer joined the Joint Commission's Healthcare Staffing Advisory Council in 2020, a newly formed committee of staffing experts to who help evaluate healthcare organizations.

COVID Risks and Our Business Uncertainties

The COVID COVID-19 pandemic continues to challenge the nation and our industry in many ways, and highlighted the need to continue to innovate, improve our processes, and expand our services to meet the needs of our patients, employees, and our customers. As a result of the pandemic, we believe that we are more nimble and operationally efficient than we have ever been in the history of the Company. A healthcare workforce shortage brought on by a lack of educators in nursing schools, and other various challenges has been was compounded by the "burn-out" "burn-out" of healthcare professionals through the pandemic. On the other hand, the pandemic presented opportunities to healthcare professionals willing to travel and who desire to be part of the "gig" economy. This We have been able to hire and retain healthcare professionals due to our positive reputation, strong culture, and improved operational performance. We believe that if we take care of our people and our communities, the rest will follow, and this has resonated with both employees and customers. This mindset and our culture were critical components that helped us navigate through the pandemic.

The pandemic significantly exacerbated labor shortages in the country, resulting in a significant increase in the compensation costs for healthcare professionals; however, that trend has abated. Fueled by heightened demand across most specialties, nurses saw significant pay increases during the pandemic causing health systems to struggle to maintain adequate core staff levels. During 2022, 2023, bill rates and pay rates began to moderate adjusted as the impact of COVID was greatly reduced, the pandemic continued to decline. While we believe the talent shortage is likely to persist into 2023, 2024, hospitals are continuing to balance their need for temporary talent with cost cutting measures.

The market remains challenging, especially for nursing. Our future results of operations and liquidity could be materially adversely affected by macroeconomic factors contributing to delays in payments from customers and inflationary pressure, uncertain or reduced demand, and the impact of any initiatives or programs that we may undertake to address financial and operational challenges faced by our customers.

As customers continue to right-size their needs and travel bill rates further normalize, we will continue to manage the business for long-term success and strategically position ourselves for future growth opportunities in the market. Regardless of how rates evolve, we are committed to continuing to grow our base of clinicians on assignment and growing our market share, share while maintaining the quality we are known for.

Our Business Model

The recruitment and retention of a sufficient number of qualified healthcare professionals to work temporary assignments on our behalf is critical to the success of our business. Healthcare professionals choose temporary assignments for a variety of reasons that include seeking flexible work opportunities, seeking higher compensation, exploring diverse practice settings, building skills and experience by working at prestigious healthcare facilities, working through life and career transitions, and as a means of access into a permanent staff position all while practicing in the most appreciated and highly altruistic trade.

(1) Our Healthcare Professionals.

Nurse and Allied Staffing. Our Company is well positioned to attract candidates, as clinical professionals routinely seek a wide range of diverse assignments in attractive locations, with competitive compensation and benefit packages, scheduling options, as well as a high level of service. We believe nurses and allied professionals are confident that we will be able to offer them new assignments as they complete their current assignment. Each of our nurse and allied healthcare professionals is employed by us and is typically paid an hourly wages wage and any receive other benefits they are entitled to receive during the assignment period. In addition, Competitive benefits for our competitive benefits employees generally include professional liability and workers compensation insurance, a 401(k) plan, health insurance, reimbursed travel, per diem allowances, and housing.

Recruiters are an essential element of our Nurse and Allied Staffing business and are responsible for establishing and maintaining key relationships with candidates for the duration of their assignments. Leveraging our database of clinicians and artificial intelligence, recruiters match the supply of qualified candidates with the demand for open

orders from our customers. While word-of-mouth and referrals, especially from current and former healthcare professionals we have placed, continue as our leading channel of access to candidates, we also market our brands through strategic sourcing initiatives including programmatic strategic sourcing and extensive utilization of social media and mobile applications, which have become an increasingly important component of our recruitment efforts. In addition to maintaining engaging and intuitive websites to allow potential applicants to obtain information about our the Company and assignment opportunities, in 2020, we launched further enhanced Cross Country Marketplace, our proprietary mobile on-demand staffing platform, as a one-stop, self-service portal to support the candidates throughout their experience with Cross Country and are continuing to build out as a complete self-service portal that candidates can use across the entire engagement life cycle. In 2020 and 2021, we also implemented our applicant tracking system for our travel business, which modernized the way our delivery teams operate while improving the experience of our candidates. Once fully deployed, our Country. Our self-service candidate portal, known as Gateway Xperience™, will provide provides our travel and allied healthcare professionals with real-time matching to open positions.

Physician Staffing. Cross Country Locums recruits and contracts with physicians and advanced practice professionals to provide medical services for its healthcare customers. We believe physicians are attracted to us because we offer a wide variety of assignments, competitive fees, medical malpractice insurance, and a high level of service. Physician Physicians or advanced practice professionals are independent contractors (unless prohibited by applicable law) and enter into agreements with Cross Country Locums to provide medical services at a particular healthcare facility or physician practice group based on terms and conditions specified by that customer, for assignments ranging from a few days up to a year. Certain states mandate that various Advanced Practitioners be treated as a W-2 employee.

- (2) **Sales and Marketing.** We take an enterprise sales approach by marketing our full capabilities across the continuum of care to hospitals, healthcare facilities, schools, PACE programs, and other organizations across the U.S. addressing total talent management needs. We provide flexible workforce solutions to the healthcare, education, and school PACE markets customizing delivery of diversified offerings meeting to meet the specific needs of each customer.

Our delivery brands include Cross Country Nurses®, Cross Country Allied®, Cross Country Medical Staffing Network®, Cross Country Search®, Cross Country Locums®, Cross Country Workforce Solutions Group®, and Cross Country Education®, Intellify® Talent Solutions, and Data Aggregation Services. Our recruiters leverage the Company's extensive databases of clinicians and healthcare professionals, as well as their expertise in their given specialties, to qualify and place healthcare candidates.

- (3) **Credentialing and Quality Management.** We screen all of our candidates healthcare employees prior to placement through our credentialing departments. Our credentialing processes are designed to ensure that our professionals have the requisite skillsets skill sets required by our customers, as well as the aptitude to meet the day-to-day requirements and challenges they would typically encounter on assignments where they are placed. The credentialing of our nurse and allied healthcare professionals is designed to ensure quality of care and align with the guidelines of The Joint Commission, a national accrediting body, to ensure quality care. Our Cross Country University division, accredited by the American Nurse Credentialing Center, offers training, assessment, and professional development to further ensure the quality of the personnel we place on assignment body. Our physician credentialing entity, Credent, is also certified by the National Committee for Quality Assurance (NCQA).
- (4) **Payment for Services.** Our shared service center processes hours worked by field employees in the various time and attendance systems, which in turn generate the billable transactions to our customers. Hours worked by independent contractor physicians are reported to our Cross Country Locums office. Billing for other services such as Recruitment Process Outsourcing (RPO), Search, or Project Management vary depending on the contract, but typically are invoiced upon the success of achieving agreed upon milestones or completion of specific deliverables, such as the placement of a candidate. On occasion, we are able to bill for the reimbursement of certain expenses incurred, such as candidate marketing costs, or set-up fees incurred for certain projects, such as travel costs for internal staff.
- (5) **Operations.** Our businesses are operated through a relatively centralized business model, servicing all assignment needs of our healthcare professional employees, professionals, physicians, and customer healthcare facilities, as well as support activities, such as coordinating housing, payroll processing, benefits

administration, billing and collections, travel reimbursement processing, customer service, and risk management. These activities are performed by a predominantly remote work from where people are most productive team, in addition to a few corporate offices.

- (6) **Information Systems.** Various information systems are utilized to run our customer relationship management, recruitment, and placement functions based on our different brands. Some of these sophisticated applications are proprietary and are hosted in Tier 1 hosting facilities while other systems are Software as a Service (SaaS) based and hosted by our vendor partners. Our systems maintain detailed information about our customer required skillsets customer-required skill sets and status, which assist assists us in enabling fulfillment and assignment renewals. Our databases contain an extensive pool of

existing and potential customers and all related recruitment and sales activity. Our financial and human resource systems are managed housed on enterprise resource planning software suites that manage certain aspects of accounts payable, accounts receivable, general ledger, billing, and human capital management. We manage our information systems with internal team members located both in the U.S. and in India. Cybersecurity remains a central focus point across our organization, with including dedicated resources, iterative training for all employees, as well as a reliance on and third parties engaged to assist us in monitoring and managing systems and devices, as well as detecting cyber threats, and preventing breaches.

- (7) **Risk Management, Insurance, and Benefits.** Our risk management program is designed to ensure prompt notification of incidents, by our customers, clinicians, and independent contractors, educational training to our employees, loss analysis, and prompt timely reporting procedures to reduce our risk of exposure. While we cannot predict the future, we We continuously review facts and incidents associated with professional liability and workers' compensation claims in order to identify trends and reduce our risk of loss in the future where possible. We consider assessments provided by our customers and we work with clinicians and experts from our insurance carriers to determine employment eligibility and potential exposure.

We provide workers' compensation insurance coverage, professional liability coverage, and healthcare benefits for our eligible employed temporary professionals. We record estimates of the ultimate cost of, and reserves for, workers' workers' compensation and professional liability benefits based on actuarial models prepared or reviewed by an independent actuary using our loss history as well as industry statistics, and include reserves for estimated claims incurred but not reported. On a quarterly basis, we estimate the healthcare claims that have occurred but have not been reported based on our historical claim submission patterns. The ultimate cost of workers' compensation, professional liability, and health insurance claims will depend on actual amounts incurred to settle those claims and may differ from the amounts reserved for such claims.

The Company maintains a number of insurance policies including general liability, workers' compensation, fidelity, employment practices liability, fiduciary, directors and officers, cyber, property, and professional liability policies. These policies provide coverage subject to their terms, conditions, limits of liability, and deductibles, for certain liabilities that may arise from our operations. There can be no assurance that any operations, subject to the policy's terms, conditions, limits of liability, and deductibles. Any of the above policies will may not be adequate for our needs, or that we will may not maintain all such policies in the future.

Services

Increasingly, we We are increasingly called upon by our customers to provide creative and innovative talent sourcing strategies across a continuum of care. Over the past several years, our workforce solutions have evolved into a total talent management approach as our customers focus on maintaining high-quality patient outcomes, while improving their total labor management to address complex financial, compliance, and other challenges in within the healthcare industry. As part of the evolution of our services, this total talent management approach, we consider the following: (i) solving the immediate and future needs of our customers and expanding our relationships with them; customers; (ii) enhancing our network of healthcare professionals by improving their experience, and deepening our relationship with them; experience; (iii) expanding our service offerings to reduce sensitivity to economic cycles; (iv) expanding our expertise with various healthcare solutions in various geographic areas of the U.S.; (v) continuing to diversify our customer base to enhance our long-term business prospects; and (vi) enhancing and expanding our technology capabilities to deliver efficient and automated services to our customer healthcare facilities. Today, our Our workforce solutions include:

- **Managed Service Programs (MSPs).** As healthcare providers continue to adopt centralized, outsourced models for managing contingent labor for both clinical and non-clinical needs, we offer an MSP in which we manage all or a portion of the customer's staffing needs. This includes both the placement of our own healthcare professionals and the utilization of other staffing agencies to fulfill the customer's staffing needs. We launched our first MSP in 2003, and over the years, we have grown our relationships and matured the generational models of MSPs. Today, we service more than 80 customers across more than 700 facilities, with estimated spend under management of approximately \$1.7 billion annually. agencies. The benefits to our MSP customers include cost optimization, increased certainty of supply, and visibility into their labor needs and usage, as well as and market insight from our industry expertise on a broad range of topics. We have converted more than half of our MSPs onto Intellify®, our SaaS-based, proprietary, vendor-neutral platform that provides analytics and real-time insights, with industry-leading dashboards and reporting.
- **Vendor Neutral Program.** We also provide a vendor management system through our Intellify® platform which may also include the placement of our professionals or a menu of various other services. The benefits of our vendor neutral solution include control over the staffing program and suppliers, cost optimization, and visibility into labor needs and usage.
- **In-Home Care Services.** Our Workforce Solutions Group division is a premier provider in clinical and non-clinical staffing for home health and senior care facilities, including Federally Qualified Health Centers (FQHCs), Community Health Centers (CHCs), and PACE centers, allowing aging populations to remain in their homes as long as clinically advisable. We are a full-service partner, with market expertise and a breadth of services, including contingent staffing, consulting, human capital, management solutions, recruitment process outsourcing, vendor management, and direct hiring.
- **Education Healthcare Services.** Through Cross Country Education, we service the education industry. Focusing our knowledge and resources on engaging with and understanding educational organizations, industry trends, and leadership challenges, we provide a wide range of services to our educational partners to meet their individual needs, including special education providers, substitute teachers, behavioral aides, speech language pathologists, and occupational therapists, among others. We also fulfill HR-related tasks, alleviating human resource and administrative paperwork so school administrators can focus on student success.
- **Recruitment Process Outsourcing (RPO).** Through our RPO services, we offer our customers targeted recruitment solutions designed to increase core staff while reducing dependency on contract labor. Our RPO program provides support to replace or complement a customer's existing internal recruitment functions for permanent

hiring needs and is delivered to healthcare organizations throughout the country and serves to provide creative, cost and operationally efficient hiring support and labor optimization, which leads to improvements in quality of care.

- **Project Management.** Periodically, our customers have urgent needs that fall outside the scope of an MSP arrangement and require a more focused effort to place staff within a very short window. For example, as healthcare systems continue to upgrade their electronic medical records or encounter a labor disruption, we can provide comprehensive project management, a deployment of a full staffing plan, and ultimately an organized volume of quality healthcare professionals during the process so that our customers may continue to deliver quality care.
- **Retained Executive and Contingent Search.** Similar to RPO, we seek to identify and place candidates in full-time roles, with our customers, across clinical, and executive, or administrative functions. These services are offered for specific roles and depending are contracted on the customer's needs will be contracted either on a retainer basis, with guaranteed fees or a contingent basis, which has a success fee once the placement has occurred.
- **Other Services.** Though not a material part of our business, we We offer customers other value-added services such as Internal Resource Pool (IRP) Consulting & Development, (IRP), Optimal Workforce Solutions (OWS), and a SaaS-based proprietary vendor-neutral platform, Intellify™ Data Aggregation Services (DAS). These services seek to augment our customer's capabilities with managing, supplementing, and outsourcing aspects of their internal processes of managing their workforce. DAS provides healthcare systems with bill rate transparency and can be embedded within Intellify® or offered on a stand-alone basis.

Our Geographic Markets and Customer Base

In 2023, 2022, 2021, and 2020, 2021, our revenue was generated primarily in the U.S., and all of our long-lived assets were located in the U.S. and India. We provide our staffing services and workforce solutions in all 50 states. During 2022, 2023, the largest percentage of our revenue was concentrated in California, Florida, California, and New York, and Tennessee, York. We provide services to public and private acute care and non-acute care hospitals, outpatient clinics, ambulatory care facilities, single and multi-specialty physician practices, rehabilitation facilities, PACE programs, urgent care centers, public and charter schools, correctional facilities, government facilities, retailers, and many other healthcare providers. For the years ended December 31, 2023, 2022, 2021, and 2020, 2021, no customer accounted for more than 10% of our revenue.

Our Industry

We compete in the U.S. temporary healthcare staffing and workforce solutions markets. Staffing Industry Analysts' September 2022 2023 report estimates the 2022 2023 healthcare staffing markets had an aggregate market size of \$55.1 billion \$55.7 billion, of which \$33.1 billion \$29.9 billion was travel nursing, \$7.0 billion was per diem nursing, \$9.6 billion \$11.6 billion was allied health, and \$5.4 billion \$7.2 billion was locum tenens and advanced practitioners. The demand for our services is impacted by many factors, of which we believe the most significant are the following:

Supply and Demand Drivers

Healthcare Backdrop. According to the Staffing Industry Analysts' "US Staffing Industry Pulse Survey Report" Report" (November 2022 2023), travel nurse staffing growth slowed but was still up 27% down 21% year-over-year, while locum tenens was up 27%, and per diem nursing was down 14%. Median revenue growth was positive in locum tenens, up 13% 20%, and allied healthcare was up 21% 2%. Staffing Industry Analysts' "US Staffing Industry Forecast: September 2022 2023 Update" (September 13, 2022) 12, 2023) forecasts moderate continued expansion in the locum tenens segment, with a modest decline in the allied healthcare segment and a moderate decline in the per diem nurse locum tenens, and allied segments, but a decline in the segment. The travel nurse segment is forecasted to significantly decrease as health systems wind down their volume of travelers volumes decline and as pay rates moderate, with only mild continuing impacts from the pandemic. and bill rates decrease. According to the most recent Bureau of Labor Statistics 10-year projections (September 8, 2022) 6, 2023), overall, employment is expected to grow 0.5% 0.3% annually, with the healthcare and social assistance sector adding the most new jobs (2.6 (2.1 million). Within healthcare, the individual and family services industry is projected to increase the fastest with an annual growth rate of 2.8% 2.2%. Employment growth in healthcare is expected to be driven by the aging baby-boomer population and a higher prevalence of chronic conditions.

Supply of Nurses. According to the Bureau of Labor Statistics' Occupational Outlook Handbook (September 8, 2022) 6, 2023), employment of registered nurses is projected to grow 6%, or 195,400, 177,400, from 2021 2022 to 2031, about as fast as 2032, faster than the average for all occupations. The RN registered nurse workforce is expected to grow from 3.1 million 3.2 million in 2021 2022 to 3.3 million in 2031 2032. The Bureau of Labor Statistics also projects the need for an additional 203,200 193,100 new RNS registered nurses each year, on average, through 2031, 2032, factoring in nurse retirements and workforce exits.

Physician Shortage. According to the Bureau of Labor Statistics' Occupational Outlook Handbook (September 8, 2022) 6, 2023), employment of physicians and surgeons is projected to grow 3% from 2021 2022 to 2031, slower than 2032, about as fast as the average for all occupations. Despite limited employment growth, about 23,800 About 24,200 openings for physicians and surgeons are projected each year, on average, over the decade. According to the Association of American Medical Colleges' (AAMC) "The Complexities "AAMC Supports Resident Physician Shortage Reduction Act of Physician Supply and Demand: Projections From 2019 to 2034" (June 2021) 2023" (March 2023), the United States is expected to face faces a projected physician shortage of physicians. The projections show a shortage ranging between 37,800 and up to 124,000 by

2034, as with demand for physicians continues to outpace supply, according to AAMC, including shortfalls in both outpacing supply. Population growth and aging serve as the primary and specialty care, drivers of increasing demand for physician services.

Increased Need for Healthcare and Special Education Services in Schools. According to the U.S. Department of Education, National Center for Education Statistic Report titled "The Condition of Education" Education" (May 31, 2022) 24, 2023), in 2020-21, during

2021 to 2022, the number of students ages 3-21 three to 21 who received special education services under the Individuals with Disabilities Education Act (IDEA) was 7.2 million 7.3 million, or 15% of all public school students. The IDEA requires that these children and young adults receive care from speech language pathologists, physical therapists, occupational therapists, nurses, and other healthcare professionals while at school.

Macro Drivers of Demand. The number aging U.S. population is creating many challenges regarding elderly healthcare. By 2030, one out of Americans ages every five U.S. citizens will be of retirement age. Every baby boomer will be 65 or older and older will more than double over the next 40 years and is projected oldest close to reach 80 million in 2040. 85. The number of adults ages 85 and older, the group most often needing help with basic personal care, will nearly quadruple between 2000 and 2040. The latest data from the U.S. Department of Health and Human Services (HHS) estimates that there are more than 1.4 million residents living in a person turning 65 today has a 70% chance of requiring long-term care services at some point. As the massive baby boomer generation ages, demand for nursing homes across the country. facilities will continue to climb. According to a survey conducted by the American Health Care Association (AHCA) "Survey: Nursing Homes Still Facing Staffing & Economic Crisis" (June 6, 2022), the lack of available staff has forced 61% and National Center for Assisted Living, 87% of nursing homes nationwide to limit new patient admissions, deal with 87% currently facing moderate to high staffing shortages, and more 61% limit new admissions due to workforce issues.

As an alternative to address these challenges, PACE, a Medicare/Medicaid at-home care program, was created for older adults and people over age 55 living with disabilities. This program provides community-based care and services to people who otherwise would need nursing home levels of care. An Aging in Place study showed that 70% of respondents preferred to age at home. The focus of every PACE organization is to help individuals live in the community for as long as possible. To meet this goal, these organizations focus on preventive care. According to the National PACE Association (NPA), seniors over the age of 65 represent 83% of its members, and 17% of its members are between the ages of 55 and 64. Although all people enrolled in this program are eligible for nursing home care, less than 70% hiring temporary agency staff. 5% live in nursing homes. On average, states pay PACE programs 12% less than the cost of caring for a comparable population through other Medicaid services, including nursing homes.

Competition

As one of the largest providers of workforce solutions and healthcare staffing in the U.S., we operate Cross Country operates on a national, regional, and local basis in a highly competitive industry for both healthcare customers and healthcare professionals. In general, we compete against other national companies, as well as numerous smaller, regional, and local companies.

The principal competitive factors in attracting, retaining, and expanding business with healthcare customers nationally include: (i) understanding the customer's work environment; (ii) offering a comprehensive suite of services to assist the customer in assessing its personnel needs and needs; (iii) partnering with customers to design various customizable alternative solutions; (iii) the (iv) timely filling of customers' customers' needs; (iv) (v) price; (v) (vi) customer service; (vi) (vii) quality assurance and screening capabilities; (vii) (viii) risk management policies; (viii) (ix) insurance coverage; and (ix) (x) general industry reputation.

Through our breadth of and expertise of in value-added workforce solutions and tech-enabled services, we have the ability to meet a national shift towards a more integrated delivery of healthcare, which allows us to assist hospitals and health systems turning to lower-cost, more accessible alternatives, such as outpatient or ambulatory care centers. In today's today's environment, healthcare systems that experienced major cost pressures throughout the COVID-19 pandemic are seeking alternatives to lower costs, with a trend towards vendor neutral and tech enabled tech-enabled platforms. Our new technology solutions, such as Intelliify™, will help our healthcare systems customers better manage their spend. By offering travel, per diem, and permanent placement of a variety of healthcare professionals, we are able to present many different types of personnel to hospitals and health systems at their main campuses and their ambulatory and outpatient facilities.

The principal competitive factors in attracting qualified healthcare professionals for temporary employment include: (i) a large national pool of desirable assignments; (ii) pay and benefits; (iii) speed of placements; (iv) customer service; (v) quality of accommodations; and (vi) overall industry reputation. We focus on retaining healthcare professionals by providing high-quality customer service, long-term benefits (to employees), and medical malpractice insurance.

From a candidate attraction standpoint, we have an extensive customer base with hospitals, and healthcare facilities, and other healthcare providers throughout the U.S. As a result, we have a diverse portfolio of assignments for our healthcare professionals to choose from. Healthcare professionals apply with us through our differentiated nursing, locum tenens, and allied healthcare recruitment brands. We believe our access to such a large and diverse group of healthcare professionals makes us more attractive to healthcare institutions and facilities seeking healthcare staffing and workforce solutions in the current dynamic marketplace. Our applicant tracking system for our travel nurse and allied professionals business provides a world-class candidate experience. Once fully deployed, our Our self-service candidate portal, known as Gateway Xperience™, will provide provides travel and allied professionals with real-time matching to open positions.

Staffing Industry Analysts recognized us as a leading healthcare staffing firm in the U.S., with 4% market share in 2021. 2022. We rank as one of the largest firms in travel nurse staffing, per diem nurse staffing, allied healthcare staffing, and locum tenens. Some of our traditional competitors in the workforce solutions, healthcare staffing, and search businesses include: AMN Healthcare Services, CHG Healthcare Services, Jackson Healthcare, Aya Healthcare, Maxim Healthcare Staffing, ProLink Staffing,

Ingenovis Health, and Medical Solutions. In recent years, several technology-enabled companies have entered the market, though at present we believe the current scale is limited.

Seasonality

The number of healthcare professionals on assignment with us is subject to seasonal fluctuations which may impact our quarterly revenue and earnings. Hospital patient census and staffing needs of our hospital and healthcare facilities may fluctuate, for example, during flu season. This seasonality of revenue and earnings may vary due to a variety of factors and the results of any one quarter are not necessarily indicative of the results to be expected for any other quarter or for any year.

Certifications

The staffing businesses of our brands are certified by The Joint Commission under its Health Care Staffing Services Certification Program. The Joint Commission is the recognized global leader for **health care healthcare** accreditation. Certification promotes a culture of excellence across the organization and is recognized nationwide as a symbol of quality that reflects an **organization's organization's** commitment to meeting certain performance standards. In addition, Credent Verification and Licensing Services, **a subsidiary our physician credentialing entity and an affiliate** of Medical Doctor Associates, is certified by the NCQA.

Regulations

Our business is subject to **regulation regulations** by numerous governmental authorities in the jurisdictions in which we operate throughout the U.S. Complex federal and state laws and regulations govern, among other things, the licensure of professionals, the payment of our employees (e.g., wage and hour laws, employment taxes, and income tax **withholdings, etc.) withholdings**), state licensing and reporting requirements, **privacy**, and **the our** general operations, **of our business**, which may be amended from time to time. Future federal and state legislation or interpretations thereof may require us to change our business practices. Compliance with all of these applicable rules and regulations **require requires** a significant amount of resources. We endeavor to be in compliance with all such rules and regulations.

Corporate Social Responsibility (CSR)

The Board of Directors (Board) regularly meets with management to discuss **Environmental, Social, and Governance (ESG)-related CSR-related** topics.

ESG CSR Overview - 2022 2023 Highlights:

During 2022, we continued- We remain steadfast in our commitment to **expand** accelerate employability and access to career growth, continue to be a preferred employer, **partner with** our **ESG efforts customers**, and **promote our responsible use of resources to continue sustainable growth, including with respect to the following:**

drive positive social impacts.

- **Board-level** Our approach is informed by topics assessed as critical to the business by internal and external stakeholders such as, but not limited to, strong corporate governance, risk oversight **of ESG matters**, and management, business ethics, talent attraction and retention, career development, training and education, safety, health and wellness, technology innovation, and access to quality healthcare.
- Our Board **of Directors** has full responsibility for risk oversight, which occurs at the full Board level and at **committees**. In 2022, **committees assigned critical risks**. The CEO and executive leadership are responsible for alignment of CSR commitments and business strategy. Senior management outlines programs and assigns resources to support CSR commitments and mitigate risk. Executive leadership reports to and consults with both the Board **identified certain "key" risk areas and specifically assigned those risks** Board committees regularly to certain committees for additional oversight and those committees report directly to the Board on those matters.
 - **Audit Committee** – oversight of risk management relating to environmental and climate **assess CSR risks and cybersecurity and data protection**.
 - **Compensation Committee** – oversight of human capital management and retention risks, and oversight of our diversity, equity, and inclusion programs.
 - **Governance and Nominating Committee** – oversight of governance-related risks.
- **Social Community Efforts**, **program performance**.
- We **further expanded** aim to accelerate employability and continue to be a preferred employer for candidates by connecting them to positions that are meaningful and conducive to career growth through our **social community efforts Xperience™ technology**. We continue to **now include:** support healthcare professionals' needs through a **partnership 24/7 hotline, specialized teams, and education and training tuition discount opportunities**.
- We are committed to supporting our communities through several charities. We remain a loyal supporter of the American Red Cross, Leukemia and Lymphoma Society, Breast Cancer Research Foundation, Random Acts of Flowers, Alzheimer's Association, Palm Beach County School Board, and Spirit of Giving Holiday Gift Drive, among others. We also partner with the **Florida Land American Rivers Conservation and provide** scholarships to the American Black Nurses **Association, charitable work for the Alzheimer's Foundation, the creation of new Association**.
- In 2023, Employee Resource Groups (e.g. **LGBTQ+, LGBTQIA+ & Allies, Green Group, Parents & Caregivers**) have offered insights and support to their members and promoted meaningful advances, such as the **Green Group**, and participating in the **One Tree Planted program to plant more than 3,000 trees in the Northwest region expansion of the United States on behalf of one of our customers. parental leave benefits**.
- We successfully maintained the Company's diversity of corporate employees, **to include 78% including 77% women and more than 40% individuals from underrepresented communities**.
 - We focused on the health and well-being of our employees by establishing a Compassion Fund for corporate employees suffering financial hardships, adding a paid volunteer day off for corporate employees to serve our

communities, **providing a psychologist and group therapy as needed, continuing our 24/7 hotline for healthcare professionals, and providing a SaaS based platform to all of our employees and four family members for free so they can stay connected through a universe of classes (e.g. yoga, language, psychology and many others).**

- We successfully transitioned management with a new CEO and president and Chairman of the Board. In 2022, Kevin Clark, our former Co-Founder and Chief Executive Officer, transitioned from that role to Chairman of our Board of Directors and John A. Martins, former Group President, Delivery was promoted to our President and Chief Executive Officer, described further below under "Human Capital Management."

Health Equity. Our locum tenens line of business, Cross Country Locums, has been certified by the NCQA, the leader in healthcare accreditation, since 2001. We are the first publicly traded staffing firm to obtain The Joint Commission Certification, which we still hold with a Letter of Distinction. **In 2023, we were once again certified by The Joint Commission with no deficiencies.** Cross Country Healthcare **is rated as the top staffing was named to ClearlyRated's 2023 Inaugural Best Staffing Firms for Women, and recruiting employer for women by InHerSights, and is Certified™ by Great Place to Work®.** For **three four** consecutive years, we have received the Top Workplaces USA award from Energage **and have also been recognized with the Top Workplaces Award for Diversity, Equity & Inclusion Practices and the Top Workplaces Awards for Innovation and Leadership.** | We have

recently been **awarded** recognized with a Best Company Culture Award™ and Best Company for Diversity Award™, among others, from Comparably, and were named in the Women Executive Leadership Elevate Award, recognizing gender diversity in our Boardroom. 2024 Best Companies to Work For on U.S. News & World Report's inaugural list. We have a history of investing in diversity, equality, and inclusion as a key component of the organization's overall corporate social responsibility CSR program, closely aligned with its core values to create a better future for its people, communities, and its stockholders.

Our goal is to provide work conditions that enable employees to thrive in an environment that is healthy and reduces hazards and health and safety issues, as well as raising awareness on health and safety risks related to our business activities. Corporate Governance. We believe this drives employee retention and performance, thus allowing us to retain a healthy productive team of individuals. As part of our health and safety program, we partner with employees to help them achieve both their physical and mental welfare by providing education on health topics, facilitating complementary health screenings, and offering resources that include a confidential support line. We foster a sound, respectful, fair, and inclusive workplace. Our culture is also infused with a growth mindset that encourages employee internal progression and retention through an array of learning and coaching resources. Employees are held to the ethics standards set forth in our Code of Ethics policy, which also applies to vendors and suppliers. We foster a sound, respectful, fair, and inclusive workplace and condemn all forms of unlawful and inappropriate conduct such as violence, discrimination, intimidation, harassment, and any behavior that creates a hostile or coercive work environment. In 2022, Cross Country Healthcare was recognized with one of the Best Companies for Happiness Award™ from Comparably.

Our objective is to provide a clean, safe, and healthy workplace for our employees and to help preserve the environment of the communities we serve by monitoring and mitigating any undesired effect of our business activities on the environment. We've embraced an ongoing effort aimed at reducing our use of finite resources and increasing our use of renewable energy, including our paper shredding and recycling programs.

For many years, the Company has been committed to supporting our communities through several charities. We remain a loyal supporter of the American Red Cross, Leukemia and Lymphoma Society, Breast Cancer Research Foundation, Random Acts of Flowers, Palm Beach Country School Board, and Spirit of Giving Holiday Gift Drive, among others.

From a corporate governance standpoint, we believe establishing a framework that supports integrity and high ethical standards is key to the long-term success of our business. This framework is the foundation of trust with employees, customers and vendors and is of the utmost importance in all that we do. The Board oversees the Company's enterprise risk management function to help ensure that communication among the Board, its committees and management on risk, strategic, ESG, cybersecurity, and other matters is open, continuous, and robust.

We believe that corporate governance begins with having the right skillsets and knowledge to oversee the business and manage risks. With this in mind, board refreshment and identifying the right expertise to support our strategic initiatives are key. This is why in 2022 and the early part of 2023, we refreshed our Board membership with two new diverse candidates directors who bring new perspectives, diversity of background and experiences, and knowledge to our Board. At this time, three of our board members self-identify as ethnically diverse, two identify as female, and four three of the nine eight board members were appointed within the last two years.

In addition, ensuring that the framework for oversight is clearly delineated and communication between the board, its committees and management on risk, strategic, ESG and other matters is open and robust is also important to the Company.

Human Capital Management

As of December 31, 2022 December 31, 2023, we had approximately 2,700 2,300 corporate employees. During 2022 2023, we employed an average of 12,980 10,831 full-time equivalent field employees in Nurse and Allied Staffing, which does not include our Physician Staffing independent contractors.

Our objective is to provide a clean, safe, and healthy workplace for our employees and to help preserve the environment of the communities we serve by monitoring and mitigating any undesired effect of our business activities on the environment. We've embraced an ongoing effort aimed at reducing our use of finite resources, including our paper shredding and recycling programs.

Our goal is to provide work conditions that enable employees to thrive in an environment that is healthy and reduces hazards and health and safety issues, as well as raising awareness on health and safety risks related to our business activities. We believe this drives employee retention and performance, thus allowing us to retain a healthy productive team. As part of our health and safety program, we partner with employees to help them maintain both their physical and mental welfare by providing education on health topics, facilitating complementary health screenings, and offering resources that include a confidential support line. Our culture is infused with a growth mindset that encourages employee internal progression and retention through an array of learning and coaching resources. Employees are held to the ethics standards set forth in our Code of Ethics policy, which also applies to vendors and suppliers. We aim to foster a sound, respectful, fair, and inclusive workplace and condemn all forms of unlawful and inappropriate conduct, such as violence, discrimination, intimidation, harassment, and any behavior that creates a hostile or coercive work environment. In 2023, Cross Country Healthcare was awarded Newsweek Magazine's Most Loved Workplace® certification and in 2022 was recognized with a Best Companies for Happiness Award™ from Comparably.

Our ability to be successful in our marketplace directly depends on attracting and retaining talented and skilled employees, and keeping those individuals fully engaged in our business. Through our adoption of a Human Rights and Labor Rights Policy

guided by the International Labour Organization Declaration on Fundamental Principles, our goal is to help increase the enjoyment of human rights within the communities in which we operate. This policy sets forth our intolerance of discrimination and harassment, our employees' freedom of association, and the importance we place on the safety and health of our employees.

Diversity, Equality, and Inclusion. We are committed to maintaining a diverse workplace that respects everyone's race, gender, sexual orientation, and physical abilities, as well as diversity of thought. Our diverse workforce is the cornerstone of our business, as we We believe varying perspectives and backgrounds are the only means of solving complex and challenging business and social issues. As of December 31, 2022 December 31, 2023, our corporate workforce self-identified as 78% 77% women and 22% 23% men, and 57% 58% white and 43% 42% non-white. In 2022, 2023, our executive and clinical leadership teams were comprised of 33% self-identified women.

Compensation and Benefits. We are committed to rewarding, supporting, and developing the associates who make it possible to deliver on our strategy. To that end, we offer a comprehensive total rewards program aimed at the varying health, home-life, and financial needs of our diverse corporate associates. Our total corporate rewards package includes market-competitive pay, healthcare benefits, retirement savings plans, paid time off and family leave, various discount programs, and tuition assistance.

Health and Wellness. We are committed to the physical and mental health and well-being of our employees. Among other things, we are primarily a remote workforce. We also provide free biometric healthcare screenings, a 24/7 hotline for healthcare workers who are experiencing emotional stress, and incentives to employees who achieve specific fitness goals through our Burnalong "Burnalong" wellness challenge. Our wellness activity calendar features weekly and monthly events and educational sessions to help employees reach and maintain their health and wellness goals, including virtual yoga classes. Additionally, monthly goals. Monthly well-being newsletters focus on physical, mental, and financial wellness topics of interest. We also mark one or more health observances every month, such as heart health, high blood pressure awareness, men's health, children's dental health, and more, which provide additional resources for employees to educate themselves and their families. We believe the health and well-being of our employees has a direct impact on the quality of the services they deliver, and we continue to support them through providing the Compassion Fund for corporate employees suffering financial hardships, offering a paid volunteer day off for corporate employees to serve our communities, providing a psychologist and group therapy as needed, and providing a SaaS-based platform to all of our employees, and up to four family members, for free so they can stay connected through a universe of classes (e.g., yoga, language, psychology, and many others).

Talent Development. Our mission regarding talent management and development is to support organizational results and success by employing strategies to attract, engage, develop, and retain employees, and to partner with our leaders to nurture and grow leadership talent. These investments include providing clear insight into employee performance, creating career paths, promoting from within whenever possible, maintaining open communication, and offering professional development opportunities. In 2020, we adopted We employ Dayforce, a human resources tool system which features a fully interactive learning management system, module, where employees can access professional development resources, such as skills training courses, which was updated in 2022 to provide even more ease and convenience. In 2021, we launched courses. We offer Career Pathing, allowing a system that allows employees to create a growth path to help guide their career development and growth within the Company. We partnered partner with Strayer University, Excelsior University, and Capella University to provide our employees with access to flexible degree programs at a discounted cost. In 2023, we launched an enterprise mentorship program and a new career pathing program called Cross Country University. Through our annual Innovation Challenge, employees voice original ideas to improve our operations with the chance to win a monetary award. We have also embraced the Nursing Now pledge by reinforcing investment in the workforce, continuing to promote nurses to management roles, and providing guidance and support on best nursing practices through our dedicated clinical team. Nursing Now is a global campaign aimed at improving health by raising the status and profile of nursing.

Community and Social Impact. We participate in numerous events with a variety of non-profit organizations. Our mission to deliver quality patient care extends to our community and we are committed to action that fosters positive impact in our community and around the U.S. Our human resources department develops and implements programs to help our employees realize their potential through volunteering and supporting our communities. Employees are able to take paid time off to perform volunteer activities, and are able to donate to a charity of their choice certain charities directly from their paychecks, pay, either as a one-time donation or ongoing donations, donation.

Additional Information

Financial reports and filings with the SEC, including this Annual Report on Form 10-K, are available free of charge as soon as reasonably practicable after filing such material with, or furnishing it to, the SEC, on or through our corporate website at www.crosscountry.com. References to websites contained in this Annual Report on Form 10-K are intended to be inactive textual references only. The information found on our website is not part of this Annual Report on Form 10-K or any other report we file with or furnish to the SEC. The SEC also maintains a website at www.sec.gov that contains reports, proxy and information statements, and other information regarding issuers that file electronically with the SEC.

Item 1A. Risk Factors.

The following risk factors could materially and adversely affect our future operating results and could cause actual results to differ materially from those predicted in the forward-looking statements we make about our business. Our risks are identified primarily through dialogue with our leaders, including a formal Enterprise Risk assessment, industry trends, our experience, and consideration of the current external market and financial environment. These risk factors are considered in our overall strategy and execution of operations. Factors we currently consider immaterial and factors we currently do not know may also materially adversely affect our business or our consolidated results, financial condition, or cash flows.

Business, Economic, and Industry Risks

Our operations and financial results have been and may continue to be affected by the ongoing COVID pandemic and related ancillary issues and could be materially harmed by COVID or the emergence and effects related to any other pandemics, epidemics, or other public health crisis.

Our operations and financial results have been and may continue to be affected by the ongoing COVID pandemic and changes in national or global economic conditions related thereto, crises.

During the COVID a pandemic, epidemic, or other public health crisis, certain of our healthcare professionals have been may be exposed to disease, diagnosed with an illness and/or quarantined as a result of the virus, illness. Healthcare workers are can become burned out from the emotional and physical stress of the a prolonged pandemic, and as occurred during the COVID-19 pandemic, which may result in shortage of supply continues as if core staff also members leave their jobs. If, as a result of such risks, our healthcare professionals do not want to, or are not able to provide services, it could negatively impact our supply and ability to provide staffing services to our customers. In addition, census at healthcare facilities continues to vary for many reasons. All of these effects from the pandemic can result in reduced demand for our services or the cancellation of our healthcare professionals working at those facilities or under contract to provide services at those facilities in the future. These effects have may also created create specific demand in certain specialties and in specific regions of the country.

In some instances, the increased demand in specific geographic regions and specialties has resulted in increased bill rates for our industry to attract the necessary supply which has resulted in inquiries and/or investigations related to pricing in the industry. We continue to provide data, industry insights, and market analytics to guide customers' decisions to

determine the appropriate rates necessary to attract clinicians to fill their needs when they need them; however, there can be no certainty that we will not incur costs in response to any such inquiries in the future or that bill rates will continue at current levels as the pandemic subsides.

The financial impact to our healthcare customers from COVID or any other pandemic, epidemic, outbreak of an infectious disease or other public health crisis may also impact their ability to pay for our services timely or altogether, including invoices for services provided prior to such an event that were in process. Such a failure to pay for our services timely or altogether would have an impact on our collections, resulting in a negative financial impact on our Company.

Finally, while we have disaster plans in place for all of our locations and we are able to operate remotely, the potential continuation of the COVID pandemic, or the emergence of another pandemic, epidemic, or outbreak is difficult to predict and could adversely affect our operations. For example, our operations are headquartered in South Florida and if our employees are working remotely as a result of a public health crisis during hurricane season and electricity, Wi-Fi, and other resources are temporarily restricted or not available, it could negatively impact our operations and financial results.

Global economic conditions and the effect of economic pressures could lead to decreases in demand or pricing by for our customers services, which would adversely affect the profitability of our business.

Uncertainties in global economic conditions that are beyond our control, including such as the impact of the COVID-19 pandemic, have in the past impacted our business and may in the future materially adversely affect our business, results of operations, financial condition, and stock price. These adverse economic conditions include economic downturns, inflation, and recession, slow recovery or growth, new or increased tariffs and other taxes, changes to fiscal and monetary policy, higher interest rates, high unemployment, decreased consumer confidence in the economy, armed hostilities, such as the ongoing military conflict between Russia and Ukraine and the war between Israel and Hamas, foreign currency exchange rate fluctuations, conditions affecting the market for temporary staffing services, and other unexpected events, including public health crises.

A decrease or stagnation in the general level of in-patient admissions or out-patient services at our customers' facilities, could lead to decreases in demand or pricing for our services. When a hospital's admissions increase, temporary employees or other healthcare professionals are often added before full-time employees are hired. As admissions decrease, customers typically reduce their use of temporary employees or other healthcare professionals before undertaking layoffs of their permanent employees. In periods of economic downturn or high inflation, permanent healthcare staff generally work more hours, resulting in fewer vacancies and less demand for our services. Decreases in demand or pricing for our services may also affect our ability to provide attractive assignments to our healthcare professionals. Any substantial economic downturn, including significant inflationary pressures, could have a material adverse effect on our business, financial condition, or operating results.

We may face challenges competing in the marketplace if we are unable to anticipate and quickly respond to changing marketplace conditions, such as alternative modes of healthcare delivery, reimbursement, and customer needs.

Patient delivery settings continue to evolve, including potential changes related to artificial intelligence, giving rise to alternative modes of healthcare delivery, such as retail medicine, telemedicine, and home health. Our success is dependent upon our ability to develop innovative workforce solutions and quickly adapt to changing marketplace conditions and client needs, including making modifications to our technologies and evolving our technology platform, that which may differentiate our services and abilities from those of our competitors. The markets in which we compete are highly competitive and our competitors may respond more quickly to new or emerging customer needs and marketplace conditions. Uncertainty regarding or changes to federal healthcare law and the willingness of our hospital, healthcare facilities and physician group customers to develop their own temporary staffing pools, replace core staff who have resigned or retired, during the pandemic, or to increase the productivity of their permanent staff may, individually or in the aggregate, significantly affect demand for our temporary healthcare staffing services and may hamper our ability to attract, develop, and retain customers. In addition, if hospitals continue to consolidate in an effort to enhance their market positions, improve operational efficiency, hire permanent replacements to replace core staff, and create organizations capable of managing population health, demand for our services could decrease. The staffing industry has experienced a marked decline in revenue in the post-COVID era in light of shifting customer needs.

The development of new service lines and business models using advanced technology solutions requires us to be at the forefront of emerging trends in the healthcare industry. We may face challenges competing in the marketplace if we are unable to quickly adapt our business model and successfully implement innovative services and solutions to address these changes.

Market disruptions or downturns may adversely affect our, or our customer's, customer's, operating results and financial condition.

Economic conditions and volatility in the financial markets may have an adverse impact on the availability of credit to us and to our customers and businesses generally. Conditions in the credit markets and the economy generally could adversely impact our business and limit or prohibit us from refinancing our credit agreements on terms favorable to us or at all when they become due. To the extent that disruption in the financial markets occurs, it has the potential to materially affect our and our customers' ability to tap into debt and/or equity markets to continue ongoing operations, have access to cash, and/or pay debts as they come due. In addition, an economic downturn, inflation, recession, and slow recovery, could negatively impact our, or our customer's, results of operations and financial condition. Although we monitor our credit risks to specific customers that we believe may present credit concerns, default risk or lack of access to liquidity may result from events or circumstances that are difficult to detect or foresee.

We are subject to business and regulatory risks associated with international operations.

We have international operations in India where our Cross Country Infotech, Pvt Ltd. (Infotech) subsidiary is located. Infotech provides in-house information systems development and support services, as well as some back-office processing services. We have limited experience in supporting our services outside of North America. Operations in certain markets are subject to risks inherent in international business activities, including: (i) fluctuations in currency exchange rates; (ii) changes in regulations; (iii) varying economic and political conditions; (iv) overlapping or differing tax structures; and (v) regulations (pertaining to, among other things, compensation and benefits, vacation, and the termination of employment). Our inability to effectively manage our international operations or our violation of any regulation could result in increased costs and adversely affect our results of operations.

Our financial results could be adversely impacted by the loss of key management or corporate employee turnover.

We believe the successful execution of our business strategy and our ability to build upon significant recent investments and acquisitions depends on the continued employment of key members of our management team and corporate employees. If we were to lose any key personnel, we may not be able to find an appropriate replacement on a timely basis and our results of operations could be negatively affected. Further, the loss of a significant number of employees or our inability to hire a sufficient number of qualified employees could have a material adverse effect on our business.

Our customers may terminate or not renew their contracts with us.

Our arrangements with hospitals, healthcare facilities, and physician group customers are generally terminable by the customer upon 30 to 90 days' notice. During the COVID-19 pandemic, we believe many hospitals and healthcare systems did not issue request for proposal (RFP)s for temporary staffing agency services because they did not have the time or resources to conduct such a process. More recently, hospitals and healthcare systems are focused on cost-saving measures and the number of RFPs appears to have increased. As a result, we may lose customers if our customers issue RFPs for temporary staffing agency services and choose to contract with one of our competitors instead of us. We may have fixed costs, such as housing costs, associated with terminated arrangements that we will be obligated to pay post-termination, thus negatively impacting our profitability. In addition, the loss of one or more of our large customers could materially and adversely affect our profitability.

If our healthcare facility customers increase the use of intermediary organizations, it could impact our profitability and our ability to secure contracts with customers.

We continue to see our customers use intermediary organizations and an increase in the use of side-by-side managed service providers. Intermediaries typically enter into contracts with hospitals or health systems and then subcontract with us and other agencies to provide staffing services, thus interfering to some extent in our relationship with our customers. Each of these intermediaries charges an administrative fee. Due to the increased demand during the pandemic, hospitals have also used two or more MSP providers to fill their open positions. In instances where we do not win new MSP opportunities or where other vendors win this MSP, a side-by-side MSP opportunity, or vendor management system (VMS) business with our current customers, the number of professionals we have on assignment at those customers and/or our spend under management could decrease. If we are unable to negotiate hourly rates with intermediaries for the services we provide at these customers which are sufficient to cover administrative fees charged by those intermediaries, it could impact our profitability. If hospitals fail to pay the

intermediaries for our services or those intermediaries become insolvent or fail to pay us for our services, it could impact our bad debt expense and thus our overall profitability. We also provide comprehensive MSP and other workforce solutions directly to certain of our customers. While such contracts typically improve our market share at these facilities, they could result in less diversification of our customer base, increased liability, and reduced margins.

Our costs of providing services may rise faster than we are able to adjust our bill rates and pay rates and, as a result, our margins could decline and our profitability could be adversely impacted.

Costs of providing our services could change more quickly than we are able to renegotiate bill rates in our active contracts and pay rates with our thousands of healthcare professionals. For example, we offer housing subsidies to some of our healthcare professionals or directly provide actual housing to other healthcare professionals. At any given time, we have approximately 650 apartments on lease throughout the U.S. because we provide housing for certain of our healthcare professionals when they are on an assignment with us. The cost of subsidizing housing or renting apartments and furniture for these healthcare professionals may increase faster than we are able to renegotiate our rates with our customers, and this may have a negative impact on our profitability. In addition, an increase in other incremental costs beyond our control, such as insurance, could negatively affect our financial results. The costs related to obtaining and maintaining professional and general liability insurance, health insurance, and workers' compensation insurance for healthcare providers has generally been increasing. This could have an adverse impact on our financial condition unless we are able to pass these costs through to our customers or renegotiate pay rates with our healthcare providers.

Operational Risks

We are dependent on the proper functioning of our information systems and applications hosted by our vendors, and our inability to implement new technology systems and infrastructure could cause disruptions to our ability to operate effectively.

We are dependent on the proper functioning of information systems used to operate our business, including those applications hosted by our vendors. Critical information systems used in daily operations identify and match staffing resources and customer assignments and perform billing and accounts receivable functions. Additionally, we rely on our information systems in managing our accounting and financial reporting. These systems are subject to certain risks, including technological obsolescence. We are currently evaluating continue to evaluate the technology platforms of our businesses, and replacing our have successfully replaced the legacy nurse and allied applicant tracking system, system, which accounts for a significant portion of our business. If our proprietary systems of SaaS applications fail, are not successfully implemented, or are otherwise unable to function in a manner that properly supports our business operations, or if these systems require significant costs to repair, maintain, or further develop or update, we could experience business interruptions or delays that could materially and adversely affect our business and financial results.

In addition, our information systems are protected through a secure hosting facility and additional backup remote processing capabilities also exist in the event our primary systems fail or are not accessible. However, the our business is still vulnerable to fire, storm, flood, power loss, telecommunications failures, physical or software break-ins and similar events which may prevent personnel from gaining access to systems necessary to perform their tasks in an automated fashion. In the event that critical information systems fail or are otherwise unavailable, these functions would have to be accomplished manually, which could impact our ability to, among other things, maintain billing and clinical records reliably, to bill for services efficiently, and to maintain our accounting and financial reporting accurately.

Our collection, Company and third-party computer, technology and communications hardware and software systems are vulnerable to damage, unauthorized access, and disruption that could expose the Company to material operational, financial, and reputational damage (including the unauthorized access to, or exposure of, personal and confidential information).

The Company's ability to manage its operations in both the U.S. and India through the use of key systems successfully is critical to its success and retention largely depends upon the efficient and uninterrupted operation of its computer, technology and communications systems, some of which are managed by third-party vendors. The Company's primary systems (and, as a result, its operations) are vulnerable to damage or interruption from power outages, computer, technology and telecommunications failures, computer viruses, security breaches, catastrophic events, and errors in usage by the Company's or its vendors' employees and contractors. In addition, the Company's systems contain personal and confidential information, including information of importance to the Company, and its employees, vendors, contractors, and customers.

Cyberattacks, including attacks motivated by the desire for monetary gain, geopolitics, grievances against the business services industry in general or against the Company in particular, may disable or damage its systems or the systems of its vendors or customers, or allow unauthorized access to, or exposure of, personal or confidential information, including information about employees, vendors, candidates, contractors and customers. The Company's security tools, controls and practices, including those relating to identity

and access management, credential strength, and the security tools, controls and practices of its vendors and customers, may not prevent access, damage or disruption to Company or third-party systems or the unauthorized access to, or exposure of, personal or confidential information. There are many approaches through which such systems could be damaged or disrupted, or information exposed or accessed, including through system vulnerabilities, improperly obtaining and using user credentials, or the misuse of authorized user access.

In 2020, the Company transitioned its employee population to a remote work environment in an effort to mitigate the spread of COVID-19. This transition to remote working has also increased the Company's exposure to risks related to the Company's computer and communications hardware and software systems and exacerbated certain related risks, including risks of phishing and other cybersecurity attacks.

The damage or disruption to Company or third-party systems, or unauthorized access to, or exposure of, personal or confidential information, could harm the Company's operations, reputation and brand, resulting in a loss of business or revenue. It could also subject the Company to government sanctions, litigation from candidates, contractors, customers, and employees, and legal liability under its contracts, resulting in increased costs or loss of revenue. The Company may also incur additional expenses, such as the cost of remediating incidents or improving security measures, the cost of identifying and retaining replacement vendors, increased costs of insurance, or ransomware payments.

Cybersecurity threats continue to increase in frequency and sophistication, thereby increasing the difficulty of detecting and defending against them. Furthermore, the potential risk of security breaches and cyberattacks may increase as the Company introduces new service offerings. Any future events impacting the Company or its third-party vendors that damages or interrupts the Company's or its third-party vendors' systems or exposes data or other confidential information could have a material adverse effect on our operations, reputation, and financial results.

Changes in data privacy and protection laws and regulations in respect of control of personal information (and the failure to comply with such laws and personal health information create risks that may harm our business. regulations) could increase the Company's costs or otherwise adversely impact its operations, financial results, and reputation.

As part

In the ordinary course of our business, model, we collect, transmit the Company collects, uses, and retain retains personal information of our from its customers, employees, employment candidates, and contract professionals and their dependents, contractors, including, without limitation, full names, social security government-issued identification numbers, addresses, birth dates, birthdates, and payroll-related information. We use commercially available information security technologies to protect such information in digital format and have security and business controls to limit access to such information. In addition, we periodically perform penetration tests and respond to those findings. However, employees or third parties may be able to circumvent these measures and acquire or misuse such information, resulting in breaches of privacy, and errors in the storage, use or transmission of such information. Privacy breaches may require notification and other remedies, which can be costly, and which may have other serious adverse consequences for our business, including regulatory penalties and fines, claims for breach of contract, claims for damages, adverse publicity, reduced demand for our services by customers and/or healthcare professional candidates, harm to our reputation, and regulatory oversight by state or federal agencies. The possession and use of personal information and data in conducting our the Company's business subjects us it to legislative a variety of complex and regulatory burdens. We may be required evolving laws and regulations regarding data privacy, which, in many cases, apply not only to incur third-party transfers, but also to transfers of information among the Company and its subsidiaries.

For example, there has been a number of recently enacted state-level privacy regulations that assign specific rights to consumers, employees, and other data subjects, and imposes specific operational requirements for businesses that collect, process, and store personal information. Complying with these enhanced obligations, state-level privacy regulations (such as the California Consumer Privacy Act (CCPA) and the California Privacy Rights Act (CPRA)) and other current and future laws and regulations relating to data transfer, residency, privacy and protection has increased, and continue to increase the Company's operating costs and require significant expenses management time and attention. Simultaneously, any failure by the Company or its subsidiaries to comply with mandatory privacy applicable laws could result in governmental enforcement actions, consumer actions, fines, and other penalties that could potentially have an adverse effect on the Company's operations, financial results and reputation.

Social, ethical, and security standards issues relating to the use of artificial intelligence (AI) may result in reputational harm and protocols imposed by law, regulation, industry standards, or contractual obligations. liability.

System interruptions, cyber-security risks, and security breaches could adversely affect

Many of our business disrupt operations and harm our reputation.

Cyber incidents and security breaches can result from deliberate attacks or unintentional events. These incidents can include, but support activities are not limited to, gaining unauthorized access to digital systems for purposes of misappropriating assets or sensitive information, corrupting data, malware, ransomware, or causing operational disruption. The result performed by a predominantly remote workforce. Should any of these incidents employees utilize non-approved AI, this could include, but are not limited result in reputational harm to disrupted operations, misstated financial data, liability for stolen assets or information, increased cyber security protection costs, litigation the Company and reputational damage adversely affecting customer or investor confidence. We have implemented systems and processes to focus an adverse effect on identification, prevention, mitigation and resolution. However, these measures cannot provide absolute security, and our systems may be vulnerable to cyber-security breaches such as viruses, hacking, ransomware, and similar disruptions from unauthorized intrusions, its operations. In addition, we rely on third-party service providers to perform certain services, such as payroll may incorporate traditional and tax services. Any failure generative AI solutions into our information systems and products which may become important in our operations over time. The ever-increasing use and evolution of our systems technology, including AI, creates opportunities for the potential loss or third-party systems may compromise our sensitive information and/ misuse of personal data that we collected or personally identifiable information of our employees. While we have secured cyber insurance to potentially cover certain risks associated with cyber incidents, there can be no assurance the insurance will be sufficient to cover any such liability.

Furthermore, we rely on information systems used to run our customer relationship management, recruitment, business. There is also a risk that we may not have access to the technology and placement functions. If qualified AI personnel resources to adequately incorporate advancements into our information systems fail AI initiatives. The rapid evolution of AI, including potential government regulations, will require significant resources to develop, test and maintain our platforms to help us implement AI responsibly. This may result in significantly increased business and security costs, administrative penalties, or suffer an interruption or degradation of services, we could lose customer information, which could harm our business. Our systems and operations are also vulnerable costs related to damage or interruption from inclement weather, fire, flood, power loss, telecommunications failure, terrorist attacks, labor disputes, viruses, phishing attempts, cyber-attacks, data loss, errors by employees, acts of war, break-ins, other physical security threats, earthquake and similar events. In the event of a system outage or degradation, the failover to a back-up could take substantial time, during which time our systems could be completely shut down, defending legal claims.

We may be unable to recruit and retain enough quality healthcare professionals to meet our customers' demands.

We rely significantly on our ability to attract, develop, and retain healthcare professionals who possess the skills, experience and, as required, licensure necessary to meet the specified requirements of our healthcare customers. We compete for healthcare staffing personnel with other temporary healthcare staffing companies, as well as actual and potential customers such as healthcare facilities and physician groups, some of which seek to fill positions with either permanent or temporary employees. We rely on word-of-mouth referrals, as well as social and digital media, to attract qualified healthcare professionals. If our social and digital media strategy is not successful, our ability to attract qualified healthcare professionals could be negatively impacted.

In addition, with a shortage of certain qualified healthcare professionals in many areas of the United States, competition for these professionals remains intense. Our ability to recruit and retain healthcare professionals depends on our ability to, among other things, offer assignments that are attractive to healthcare professionals and offer them competitive wages and benefits or payments, as applicable. Our competitors might increase hourly wages or the value of benefits to induce healthcare professionals to take assignments with them. If we do not raise wages or increase the value of benefits in response to such increases by our competitors, we could face difficulties attracting and retaining qualified healthcare professionals. If we raise wages or increase benefits in response to our competitors' increases, our customers and our margins could decline. At this time, we still do not have enough nurses, allied professionals, and physicians to meet all of our customers' demands for these staffing services. This shortage of healthcare professionals generally and the competition for their services may limit our ability to increase the number of healthcare professionals that we successfully recruit, decreasing our ability to grow our business.

Our labor costs could be adversely affected by a shortage of experienced healthcare professionals and labor union activity.

Our operations are dependent on our ability to recruit and staff quality healthcare professionals. We compete with other staffing companies and technologies in recruiting and retaining qualified personnel. We may be required to enhance wages and benefits to our employees, which could negatively impact our profitability. Labor union activity is another factor that could adversely affect our labor costs or otherwise adversely impact us. To the extent a significant portion of our employee base unionizes, our labor costs could increase significantly.

If our labor costs increase, we may not be able to raise rates to offset these increased costs. Because a significant percentage of our revenues consists of fixed, prospective payments, our ability to pass along increased labor costs is constrained. In the event we are not entirely effective at recruiting and retaining qualified management, nurses, and other medical support personnel, or in controlling labor costs, this could have an adverse effect on our results of operations.

We are dependent on third parties for the execution of certain critical functions.

We have outsourced certain critical applications or business processes to external providers, including, but not limited to, background screenings of our employees. We exercise care in the selection and oversight of these providers. However, the failure or inability to perform on the part of one or more of these critical suppliers to perform could cause significant disruptions and increased costs to our business. In addition, we rely on third-party timekeeping systems in certain circumstances to process payroll. To the extent that these payroll systems experience a disruption or delay in reporting time worked by our healthcare professionals, we may not be able to make payroll to our healthcare workers timely. This could result in significant dissatisfaction by our healthcare workers and damage to our reputation, in addition to violations of certain laws or regulations. We have a risk mitigation plan in place in the event this were to occur, but the inability to effectively implement this plan, or its failure, could cause an adverse impact to our business and our financials.

As the use of social media platforms expands, new risks and challenges may cause damage to our brand and reputation.

In our industry, the use of social media platforms has increased allowing due to the ability to access of to a broad audience through social media websites and other internet communication to a broad audience. Any inappropriate or unauthorized use of certain social media vehicles by our employees, contractors, customers, or vendors could cause damage to our brand, or result in information leakage that could have legal implications, including the dissemination of personally identifiable information of customers or employees. In addition, inaccurate posts or comments on social media websites could damage our reputation or brand image.

Our failure to protect our reputation could have a material adverse effect on our business.

We believe that our industry reputation is critical to our success. We also believe that maintaining and enhancing our reputation directly relates to our ability to hire and retain healthcare professionals. Any negative claims or publicity about us, including through social media, may adversely impact our ability to recruit, hire, and retain qualified healthcare professionals, and may also adversely affect relationships with our customers. In this regard, failure to comply with ethical, social, product, labor, health and safety, accounting, or environmental standards could jeopardize our reputation and potentially lead to various adverse effects on our business.

The strength of our reputation may also depend on the success of our corporate social responsibility ("CSR" ("CSR")) and sustainability initiatives, which require company-wide coordination and alignment. Risks associated with these initiatives include any increased public focus, including by governmental and nongovernmental organizations, new laws and regulations, increased costs associated with sustainability efforts and/or compliance with laws and regulations, as well as increased pressure to expand our CSR and sustainability disclosures in these areas, make commitments, set targets or establish additional goals, and take actions to meet such targets and goals. In addition, organizations that provide information to investors on corporate governance and related matters have developed ratings processes for evaluating companies on their approach to CSR or ESG matters. Such ratings are used by some investors to inform their investment and voting decisions. Unfavorable CSR or ESG ratings may lead to increased negative investor sentiment toward us, which could have a negative impact on the price of our securities and our access to and costs of capital.

All of the foregoing could expose us to market, operational, and execution costs or risks. Any CSR or sustainability metrics that we currently or may in the future disclose, whether based on the standards we set for ourselves or those set by others, may influence our reputation and the value of our brands. There is also increased focus, including by investors, customers, and other stakeholders, on CSR and other sustainability matters, including the use of energy and waste. Our reputation could be damaged if we do not, or are perceived to not, act responsibly with respect to sustainability matters, which could also have a material adverse effect on our business, results of operations, financial position, and cash flows.

Legal, Tax, and Regulatory Risks

The healthcare industry is highly regulated. Any material changes in the political, economic, or regulatory environment that affect the purchasing policies, practices, and operations of healthcare organizations, or that lead to consolidation in the healthcare industry, could reduce the funds available to purchase our services or otherwise require us to modify our offerings.

We provide our services to hospitals and health systems which pay us directly. Accordingly, Medicare, Medicaid, and insurance reimbursement policy changes generally do not directly impact us. However, indirectly, our business, financial condition, and results of operations depend upon conditions affecting the healthcare industry generally, and hospitals and health systems particularly. The healthcare industry is highly regulated by federal and state authorities and is subject to changing political, economic, and regulatory influences. Factors such as changes in reimbursement policies for healthcare expenses, consolidation in the healthcare industry, regulation, litigation, and general economic conditions could affect the purchasing practices, operations and the financial health of our customers, which could have a negative impact on our business. In addition, application and interpretation of laws sometimes change and those changes may spark regulatory inquiries or investigations as a result, for which we may not be insured and which could adversely affect our business and financial condition. Insurance companies and managed care organizations also seek to control costs by requiring healthcare providers, such as hospitals, to discount their services in exchange for exclusive or preferred participation in their benefit plans. While not affecting us directly, future federal and state legislation or evolving commercial reimbursement trends may further reduce or change conditions for our customers' reimbursement. Such limitations on reimbursement could reduce our customers' cash flows, hampering the pricing prices we can charge customers, and reducing their ability to pay us. Reimbursement changes in government programs, particularly Medicare and Medicaid, can and do indirectly affect the demand and the prices paid for our services. The impact of any other legislation to repeal, or amend, or replace the Affordable Care Act is uncertain and could also adversely affect our business and financial condition.

We operate our business in a regulated industry and modifications, inaccurate interpretations, or violations of any applicable statutory or regulatory requirements may result in material costs or penalties, as well as litigation, and could reduce our revenue and earnings per share.

Our industry is subject to many complex federal, state, local, and international laws and regulations related to, among other things, the licensure of professionals, medical malpractice claims and related indemnity claims, the payment of our field employees (e.g., wage and hour laws, employment taxes, arbitration agreements, and income tax withholdings, etc.) withholdings, expense reimbursements, wage transparency, and the operations of our business generally (e.g., federal, state, and local tax laws). If we do not comply with the laws and regulations that are applicable to our business, we could incur civil and/or criminal penalties as well as or become subject to litigation or be subject to equitable remedies. We maintain insurance coverage for employment claims, claims; however, it may not cover all claims against us or continue to be available to us at a reasonable cost. If our insurance does not cover the particular claim or if we are unable to pay our self-insured retention portion, pay any uninsured portion, or maintain adequate insurance coverage, we may be exposed to substantial liabilities that would materially impact our business and financial performance.

We are subject to various litigation, claims, investigations, and other proceedings which could result in substantial judgment, judgments, settlement costs, or uninsured liabilities.

We are party to various litigation, claims, investigations, and other proceedings. These matters primarily relate to employee-related matters that include individual and collective claims, professional liability, tax, and payroll and/or related practices. We evaluate these litigation claims and legal proceedings to assess the likelihood of unfavorable outcomes and to estimate, if possible, the amount of potential losses. Additionally, as a result of the economy and changes to the law, increased collective bargaining actions, healthcare professionals no longer being able to secure the same level of income as they did during the COVID-19 pandemic, and other factors, the number of litigation claims have increased. Based on these assessments and estimates, if any, we establish reserves and/or disclose the relevant litigation claims or legal proceedings, as appropriate. These assessments are performed at least quarterly and are based on the information available to management at the time and involve a significant amount of management judgment. Based on the new information considered in our reviews, we adjust our disclosures and our loss contingency accruals, and our disclosures, which may increase as a result of increased litigation claims. We may not have sufficient insurance to cover these risks. Actual outcomes or losses may differ materially from those estimated by our current assessments, which would impact our profitability. Adverse developments in existing litigation claims or legal proceedings involving our Company or new claims could require us to establish or increase litigation reserves or enter into unfavorable settlements or satisfy judgments for monetary damages for amounts in excess of current reserves, which could adversely affect our financial results.

In recent years, healthcare providers and the Company have become subject to an increasing number of legal actions alleging, among other things, malpractice, vicarious liability, violation of certain consumer protection acts, negligent hiring, negligent credentialing, discrimination, or related legal theories. We may be subject to liability in such cases even if our Company's Company's contribution to the alleged injury was minimal or related to one of our subcontractors or its employees. Many of these actions, including class actions, involve large claims and significant defense costs. In addition, we may be subject to claims related to torts or crimes committed by our corporate employees or healthcare professionals that we place on assignment. In most instances, we are required to indemnify customers against some or all of these risks, risks, and the law may consider the Company and its customers to be joint employers, adding further complexities to litigation. A failure of any of our corporate employees or healthcare professional professionals to observe our policies and guidelines, relevant customer policies and guidelines, or applicable federal, state, or local laws, rules, and regulations could result in negative publicity, payment of fines, or other damages.

To protect ourselves from the cost of these types of claims, we maintain professional malpractice liability insurance, employment practices liability insurance, and general liability insurance coverage with terms and in amounts with deductibles that we believe are appropriate for our operations, operations, although we do not maintain insurance coverage for wage and hour claims. We are partially self-insured for our workers' workers' compensation coverage, health insurance coverage, and professional liability coverage for our locum tenens healthcare providers. If we become subject to substantial uninsured workers' workers' compensation, wage and hour claims, medical coverage, or medical malpractice liabilities, whether directly or indirectly, our financial results may be adversely affected. In addition, our insurance coverage may not cover all claims against us or continue to be available to us at a reasonable cost. If we are unable to pay our self-insured retention portion, pay any uninsured portion, or maintain adequate insurance coverage, we may be exposed to substantial liabilities.

If applicable government regulations change, we may face increased costs that reduce our revenue and profitability.

The temporary healthcare staffing industry is regulated in many states. For example, in some states, firms such as our nurse staffing companies must be registered to establish and advertise as a nurse-staffing agency or must qualify for an exemption from registration in those states. Several states have adopted wage transparency or equity laws that have complex reporting requirements. If we were to lose any required state licenses, we could be required to cease operating in those states. The introduction of new regulatory provisions could also substantially raise the costs associated with hiring temporary employees. For example, some states could impose sales taxes or increase sales tax rates on temporary healthcare staffing services. Also, as a result of the COVID pandemic, several states have enacted various legislation to expand the application of workers compensation and other benefits to healthcare providers who are exposed to or who contract COVID through their employment, and certain of our customers are requiring us to provide personal protection equipment to our workers. These increased costs may not be able to be passed on to customers. In addition, if government regulations were implemented that limited the amount we could charge for our services, our profitability could be adversely affected. We continuously monitor changes in regulations and legislation for potential impacts on our business.

We could suffer adverse tax and other financial consequences if taxing authorities do not agree with our tax positions, if there are further legislative tax changes, or if we are unable to utilize our net operating losses, losses (NOLs).

We are periodically subject to a number of tax examinations by taxing authorities in the states and countries where we do business. We also have deferred tax assets related to our net operating losses (NOLs) in state taxing jurisdictions, which, generally, for state tax purposes, carry forward for up to twenty years or indefinitely, depending on the year the NOL was generated. Tax years generally remain subject to examination until three years after NOLs are used or expire. We expect that we will continue to be subject to tax examinations in the future. We recognize tax benefits of uncertain tax positions when we believe the positions are more likely than not of being sustained upon a challenge by the relevant tax authority. We believe our judgments in this area are reasonable and correct, but **there is no guarantee that we will may not** be successful if challenged by a taxing authority. If there are tax benefits, including, but not limited to, the use of NOLs, expense reimbursements, or other tax attributes, that are challenged successfully by a taxing authority, we may be required to pay additional taxes, interest, and penalties, or we may seek to enter into settlements with the taxing authorities, which could require significant payments or otherwise have a material adverse effect on our business, results of operations, and financial condition.

In addition, federal, state and local, as well as international, tax laws and regulations are extremely complex and subject to varying interpretations. On March 27, 2020, the former President signed the Coronavirus Aid, Relief, and Economic Security (CARES) Act into law, which was extended under the Taxpayer Certainty and Disaster Relief Act of 2020 passed on December 27, 2020. Further, on March 11, 2021, President Biden signed the American Rescue Plan Act of 2021 (ARPA). We are not aware of any provision in the CARES Act, ARPA, or any other pending tax legislation that would have a material adverse impact on our financial performance. **There can be no assurance that the CARES Act, ARPA, the 2017 Tax Act, or any other legislative changes will not negatively impact our operating results, financial condition, and future business operations.**

Lastly, we may be limited in our ability to utilize our remaining state NOLs to offset future taxable income and thereby reduce our otherwise payable income taxes. Our ability to utilize our NOLs is also dependent, in part, upon us having sufficient future earnings to utilize our state NOLs before they expire. If market conditions change materially and we determine that we will be unable to generate sufficient taxable income in the future to utilize our state NOLs, we could be required to record additional valuation **allowance, allowances**. We review the valuation allowances for our state NOLs periodically and make adjustments from time to time, which can result in an increase or decrease to the net deferred tax asset related to our state NOLs. If we are unable to use our state NOLs or use of our state NOLs is limited, we may have to make significant payments or reduce our deferred tax assets, which could have a material adverse effect on our business, results of operations, and financial condition.

If certain of our healthcare professionals are reclassified from independent contractors to employees, our profitability could be materially adversely impacted.

Federal or state taxing authorities could re-classify our locum tenens physicians, CRNAs, nurse practitioners, and other independent contractors as employees, despite both the general industry standard to treat them as independent contractors and many state laws prohibiting non-physician owned companies from employing physicians (e.g., the "corporate practice of medicine"). Other than in California **and Illinois**, where advanced practitioners are required to be classified as W-2 employees by law, if they were re-classified as employees, we would be subject to, among other things, employment and payroll-related tax claims,

as well as any applicable penalties and interest. Any such reclassification would have a material adverse impact on our business model for that business segment and would negatively impact our profitability.

If the method for paying locum tenens physicians changes, it could negatively impact our profitability.

The Medicare Access and CHIP Reauthorization Act of 2015 created a **new certain** framework for rewarding physicians for providing higher quality care by establishing two tracks of payment: a merit-based incentive payment system and Advanced Alternative Payment Models. If hospitals change the method for paying locum tenens physicians to meet their performance goals or other criteria for Medicaid or Medicare reimbursements, the profitability of our business could be adversely impacted.

Legislative or regulatory initiatives related to CSR and ESG matters could have a material adverse effect on our business.

New laws and regulations related to CSR or ESG matters, including potential disclosures with respect to greenhouse gas emissions, have been issued and new proposals may be adopted, which could require us to undertake costly initiatives or operational changes. Non-compliance with these emerging rules or standards, or a failure to address regulator, stakeholder, and societal expectations, may result in potential cost increases, litigation, fines, penalties, reputational damage, loss of customers and vendors, or failure to retain and attract talent. Managing compliance and implementing ESG goals and initiatives involves risks and uncertainties, including increased costs. Any failure, or perceived failure, to manage ESG risks, adhere to public statements, comply with federal, state, or international ESG laws and regulations, or meet evolving and varied stakeholder expectations could result in legal and regulatory proceedings against us and materially adversely affect our business.

Risks Relating to Our Indebtedness

We could have a level of indebtedness which may have an adverse effect on our business or limit our ability to take advantage of business, strategic, or financing opportunities.

As of **December 31, 2022** December 31, 2023, we had a total principal amount of \$150.7 million **no borrowings** under our Asset-Based Loan Agreement (ABL). A change in **debt**. **Our** our level of indebtedness increases the possibility that we may be unable to generate cash sufficient to pay the principal, interest or other amounts due on our indebtedness. Subject to certain restrictions under our existing indebtedness, we and our subsidiaries may also incur significant additional indebtedness in the future. **This may could have the effect of increasing our total leverage. As a consequence of our indebtedness; important negative consequences including:** (i) increased demands on our cash resources **may increase; to service the debt;** (ii) we are subject to restrictive covenants that limit our financial and operating flexibility. **Our flexibility may be restricted due to debt covenants to which we are subject, and our** ability to generate profitability and maintain cash flow from operations could impact our compliance with these covenants; and (iii) we may choose to institute self-imposed limits on our indebtedness based on certain considerations including market interest rates, our relative leverage, and our strategic plans. For example, as a result of our level of indebtedness and the uncertainties arising in the credit markets and the U.S. economy:

- we may be more vulnerable to general adverse economic and industry conditions;
- we may have to pay higher interest rates upon refinancing or on our variable rate indebtedness if interest rates rise, thereby reducing our cash flows;
- we may find it more difficult to obtain additional financing to fund future working capital, capital expenditures, acquisitions, and other general corporate requirements that would be in our long-term interests;

- we may be required to dedicate a substantial portion of our cash flow from operations to the payment of principal and interest on our debt, reducing the available cash flow to fund other investments;
- we may have limited flexibility in planning for, or reacting to, changes in our business or in the industry;
- we may have a competitive disadvantage relative to other companies in our industry that are less leveraged;
- we may be required to sell debt or equity securities or sell some of our core assets, possibly on unfavorable terms, in order to meet payment obligations; and
- we may not be able to successfully raise capital to execute our mergers and acquisitions strategy.

These constraints could have a material adverse effect on our business.

We could fail to generate sufficient cash to fund our liquidity needs and/or fail to satisfy the financial and other restrictive covenants to which we are subject under our existing indebtedness, which could adversely affect long term growth and results of operations.

We currently have sufficient liquidity to operate our business in the normal course. If, however, we were to make close an acquisition or enter into a similar type of transaction, our liquidity needs may exceed our current capacity. In addition, our existing credit facilities currently contain an occurrence-based financial covenants covenant that require may be triggered if we fall below a certain level of excess availability, requiring us to operate above a minimum fixed charge coverage ratio. Additionally, our borrowing capacity is based on trade receivables and below we could have a consolidated leverage ratio. loss in availability due to market or other financial conditions affecting our customers and their ability to pay according to terms, resulting in ineligible receivables (to borrow against). Deterioration in our operating results could result in our inability to comply with these covenants this covenant and would result in a default under our credit facility. If an event of default exists, our lenders could call the indebtedness and we may be unable to renegotiate or secure other financing.

General Business Risks

We may face difficulties integrating our acquisitions into our operations and our acquisitions may be unsuccessful, involve significant cash expenditures, or expose us to unforeseen liabilities.

We continually evaluate opportunities to acquire companies that would complement or enhance our business. These acquisition opportunities involve numerous risks, including potential loss of key employees or customers of acquired companies; difficulties integrating acquired personnel and distinct cultures into our business; difficulties integrating acquired companies into our operating, financial planning, and financial reporting systems; diversion of management attention from existing operations; and assumptions of liabilities and exposure to unforeseen liabilities of acquired companies, including liabilities for their failure to comply with healthcare and tax regulations. These acquisitions may also involve significant cash expenditures, debt incurrence and integration expenses that could have a material adverse effect on our financial condition and results of operations. Any acquisition may ultimately have a negative impact on our business and financial condition.

Notwithstanding the due diligence investigation we perform in connection with acquisitions, the acquired business may have liabilities, losses, or other exposures for which we do not have adequate insurance coverage, indemnification, or other protection.

While we perform significant due diligence prior to signing purchase agreements, we are dependent on the accuracy and completeness of statements and disclosures made or actions taken by the sellers and their representatives when conducting due diligence and evaluating the results of such due diligence. We do not control and may be unaware of activities of the sellers before the acquisition, including intellectual property disputes and other litigation or disputes, information security vulnerabilities, violations of laws, policies, rules, and regulations, commercial disputes, tax liabilities, and other liabilities.

The sellers' obligations to indemnify us is limited to, among others, breaches of specified representations and warranties and covenants included in the purchase agreement and other specific indemnities as set forth in the purchase agreement. In the event of a breach of a representation or warranty, other than a core representation (as defined in the purchase agreement), sellers' obligation to indemnify us may be limited to the time frame in which the loss arises and the amount of the loss. If any issues arise post-closing, we may not be entitled to, or be able to, collect sufficient, or any, indemnification or recourse from the sellers, which could have a material adverse impact on our business and results of operations.

Losses caused by natural disasters, such as hurricanes and fires, the physical effects of climate change, or other unexpected events, could cause us to suffer material financial losses.

Catastrophes can be caused by various events, including, but not limited to, hurricanes, fires, and other severe weather. The incidence and severity of catastrophes are inherently unpredictable. To the extent climate change causes changes in weather patterns, certain regions where we operate could experience increases in storm intensity, extreme temperatures, wildfires, rising sea-levels and/or drought. With our headquarters, shared services, and many of our remote workers located in South Florida, we are more vulnerable to possible disruptions from hurricanes and the impacts resulting therefrom, such as tornadoes, flooding, fuel shortages, and disruption of internet and telecommunications services. We also have a significant amount of business and employees in California, which is vulnerable to wild-fires wildfires and earthquakes. Over time, these conditions could result in increases in our operating costs or business interruptions. The extent of losses from a catastrophe is a function of both the total amount of insured exposure and the severity of the event. We do not maintain business interruption insurance for these events. We could suffer material financial losses as a result of disruptions from hurricanes, fires, or other catastrophes, catastrophes, including unexpected events.

Locations operated by our vendors may also be subject to natural disasters or other extreme weather conditions. To the extent any of these events occur, our operations and financial results could be adversely affected.

Legislative or regulatory initiatives related to climate change could result in significant operational changes and expenditures and adversely affect our business, financial condition, and results of operations.

Greenhouse gases may have an adverse effect on Changes in global temperatures, weather patterns, negative global climate change patterns, and increases in the frequency and severity of extreme weather and natural disasters. Such events disasters in both the U.S. and India locations could have a negative effect on the Company's business. Concern over climate change may result in new or additional legislative and regulatory requirements to reduce or mitigate the effects of climate change on the environment, which could result in future tax, transportation, and utility increases and could, in turn, have a material adverse effect on the Company's business. Moreover, continuing political and social attention to climate change and environmental issues has resulted in both existing and pending disclosure requirements, international agreements and national, regional, and local legislation, regulatory measures, measures, reporting obligations, and policy changes. There is increasing societal pressure in some of the areas where we operate to limit greenhouse gas emissions as well as other global initiatives. These agreements and measures may require or could result in future legislation, regulatory measures, or policy changes that would require operational changes, taxes, or purchases of emission credits to reduce emission of greenhouse gases from our operations, which may result in substantial capital expenditures.

Furthermore, increasing attention to climate change has resulted in governmental investigations and public and private litigation, which could increase our costs or otherwise adversely affect our business or results of operations. Any or all of these initiatives may result in significant operational changes and expenditures and could materially adversely affect our business, financial condition, and results of operations.

Due to inherent limitations, there can be no assurance that our system of disclosure and internal controls and procedures will may not be successful in preventing all errors and fraud, or in making all material information known in a timely manner to management.

Our management, including our Chief Executive Officer and Chief Financial Officer, does not expect that our disclosure controls and internal controls will prevent all errors and all fraud. A control system, no matter how well designed and operated, can provide only reasonable, not absolute, assurance that the objectives of the control system are met. Because of the inherent limitations in all control systems, no evaluation of controls can provide absolute assurance that all control issues and instances of fraud, if any, within our company Company have been detected. These inherent limitations include the realities that judgments in decision-making can be faulty, and that breakdowns can occur because of a simple error or mistake. Additionally, controls can be circumvented by the acts of an individual, by collusion of two or more people, or by management override of the control.

The design of any system of controls also is based in part upon certain assumptions about the likelihood of future events, and there can be no assurance that any design will may not succeed in achieving its stated goals under all potential future conditions; over time, a control may become inadequate because of changes in conditions, or the degree of compliance with the policies or procedures may deteriorate. Because of the inherent limitations, misstatements due to error or fraud may occur and not be detected.

Impairment in the value of our goodwill, trade names, or other intangible assets could negatively impact our net income and earnings per share.

We are required to test goodwill and intangible assets with indefinite lives (such as trade names) annually, to determine if impairment has occurred. Long-lived assets and other identifiable intangible assets are also reviewed for impairment whenever events or changes in circumstances indicate that amounts may not be recoverable. If the testing performed indicates that impairment has occurred, we are required to record an impairment charge for the difference between the carrying amount of the goodwill or other intangible assets and the implied fair value of the goodwill or the fair value of the indefinite-lived intangible asset in the period the determination is made. The testing of goodwill and other intangible assets for impairment requires us to make significant estimates about our future performance and cash flows, as well as other assumptions. These estimates can be affected by numerous factors, including changes in economic, industry, or market conditions, changes in business operations, changes in competition, or changes in our stock price and market capitalization. Changes in these factors, or changes in actual performance compared with estimates of our future performance, could affect the fair value of goodwill, trade names, or other intangible assets, which may result in an impairment charge. We cannot accurately predict the amount and timing of any impairment of assets. Should the value of goodwill or other intangible assets become impaired, there could be an adverse effect on us. At December 31, 2022, goodwill, trade names not subject to amortization, and other intangible assets represented 22% of our total assets. In 2022 and 2020, we recorded impairment charges of \$1.9 million and \$10.7 million, respectively, and recorded an immaterial amount in 2021.

If provisions in our corporate documents and Delaware law delay or prevent a change in control, we may be unable to consummate a transaction that our stockholders consider favorable.

Our certificate of incorporation and by-laws may discourage, delay, or prevent a merger or acquisition involving us that our stockholders may consider favorable. For example, our certificate of incorporation authorizes our Board of Directors to issue up to 10,000,000 shares of "blank check" preferred stock. Without stockholder approval, the Board of Directors has the authority to attach special rights, including voting and dividend rights, to this preferred stock. With these rights, preferred stockholders could make it more difficult for a third party to acquire us. Delaware law may also discourage, delay, or prevent someone from acquiring or merging with us.

Stock is issuable under our stock incentive plans are presently in effect plan and sales of this stock could cause our stock price to decline.

We have registered 3,000,000 shares of common stock for issuance under our 2020 Omnibus Incentive Plan. Shares of restricted stock outstanding as of February 15, 2023 February 14, 2024 were 673,585, 538,098. In addition, a target of 476,086 413,836 performance stock award grants were outstanding as of February 15, 2023 February 14, 2024. See Note 14 - Stockholders' Stockholders' Equity to our consolidated financial statements. Vested restricted stock and issuance of common stock related to issued under our awards is eligible for resale in the public market without restriction. We cannot predict what effect, if any, market sales of shares held by any stockholder or the availability of these shares for future sale will have on the market price of our common stock.

Item 1B. Unresolved Staff Comments.

None.

Item 1C. Cybersecurity

We acknowledge the evolving nature of cyber threats to our business and industry. The Board oversees management's processes for identifying and mitigating cybersecurity risks to help align our risk exposure with our strategic objectives. To that end, cybersecurity risk management is integrated into the Company's overall enterprise risk management function. The Company utilizes a combination of processes and systems designed to assess, monitor, and respond to organizational cybersecurity risks in an effective manner across our

operations. The cybersecurity risk management program includes regular assessments, providing a holistic view of our risk posture; this contributes to the ongoing improvement of our process, cybersecurity program, and security position.

A. Governance

Understanding the importance of cybersecurity, the Board maintains oversight of the cybersecurity risks and threats within the organization. Specifically, Board has delegated authority to the Audit Committee to oversee risk management relating to cybersecurity. The Audit Committee is composed of members with various expertise including risk management, technology, and finance.

The Company's information security program is managed by a dedicated Vice President (VP) of Security Compliance and Risk Management (VP of Security), whose team is responsible for leading enterprise-wide cybersecurity strategy, policy, standards, architecture, and processes, and who reports directly to the Chief Information Officer (CIO).

The Company's Security and Privacy Steering Committee, which meets on a regular basis, also provides oversight of our security and privacy programs inclusive of defining the security strategy, reviewing risks and risk management strategies, and program performance. The committee (chaired by the VP of Security) comprises a broad selection of Senior Management

leaders within the organization. This facilitates enterprise-wide collaboration in aligning cybersecurity objectives with organizational goals.

The VP of Security reports regularly to the CIO and the Security and Privacy Steering Committee. Further, the CIO provides regular reports to the Audit Committee and to the full Board. Reports include updates on our cyber risks and threats, projects to strengthen our information security systems, assessments of the information security program, and the emerging threat landscape.

B. Key Program Components

Standards Based Program

We use our best efforts to align our cybersecurity risk management with industry best practices, including processes to prevent, identify, assess, treat, monitor, and report on organizational risks. We design and assess our program utilizing tools such as the National Institute of Standards and Technology Cybersecurity Framework. This does not imply that we meet any particular technical standards, specifications, or requirements, only that we use these tools as a guide to help us identify, assess, and manage cybersecurity risks relevant to our business. This covers Company owned and managed systems and technologies, along with those supplied to the organization by third parties.

Evolving Threats

The program utilizes various resources, inclusive of third-party partners, to support an awareness and understanding of evolving cybersecurity threats, allowing the organization to be actively engaged in understanding and staying abreast of risks, and thereby supporting informed decision-making.

Incident Response

Our strategy includes a formal Incident Response Plan, designed to help the organization prepare for, respond to, and recover from confirmed or suspected cybersecurity or privacy incidents. Further, it evaluates and validates the effectiveness of our incident response capabilities, and allows for improvements as needed.

Data Privacy

During the course of normal business operations, the Company collects, stores, and processes personal data. Being cognizant of the importance of protecting personal data and respecting the rights of individuals to have control over their personal information, the organization implements a data privacy program designed to comply with U.S. data privacy regulations and incorporates data privacy into its risk management program.

Training and Education

Our enterprise-wide awareness and training program is utilized to mitigate risks by educating users on their role in combating security breaches, following good security practices, and maintaining awareness of security risks associated with their actions. This program includes mandatory and optional activities inclusive of online training, presentations, newsletters, blog posts, and simulation exercises.

Use of Third Parties

Being cognizant of the complexity and dynamic nature of cybersecurity threats, the Company engages the services of various third-party experts, inclusive of Managed Security Service Providers, application and infrastructure cybersecurity assessors, consultants, and advisors. These engagements allow for the supplementing of our internal capabilities with specialized knowledge and expertise in the execution of cybersecurity strategic functions.

Third-Party Risks

Given that risks associated with third parties can adversely impact an organization's overall security and risk posture, the Company implements a third-party risk management program to assess the security posture of third-party service providers. This includes security assessments prior to service engagement and ongoing monitoring.

Benchmarking

The Company understands that the effective management of cybersecurity risks requires continuous assessment and improvement. Security benchmarking is a critical component to assess how well our security investments and processes compare with internal and external standards and objectives.

C. Management's Role and Expertise

Primary responsibility for assessing, monitoring, and managing the Company's cybersecurity risks rests with the VP of Security, Compliance, and Risk Management, who has over 15 years of dedicated experience in the field of cybersecurity across multiple industries. Their background includes extensive experience in cybersecurity program development, leadership, and risk management, which is instrumental in the execution of our cybersecurity strategies. Some specific responsibilities include overseeing our governance and compliance, risk management (identification, assessments, and treatment), and security and privacy awareness programs.

The Company's Chief Information Officer (CIO) possesses a wealth of information technology expertise and has served in various technology leadership roles across multiple industries. They are responsible for all technology systems, services, and solutions. The cybersecurity function reports directly into the office of the CIO.

Notwithstanding the extensive approach we take to cybersecurity, we may not be successful in preventing or mitigating a cybersecurity incident that could have a material adverse effect on us. While we maintain cybersecurity insurance, the costs related to cybersecurity threats or disruptions may not be fully insured. See Item 1A. "Risk Factors" for a

discussion of cybersecurity risks.

Item 2. Properties.

As of December 31, 2022 December 31, 2023, we actively leased office space in 12 11 facilities located in 7 6 states throughout the United States. We also lease office space in a facility located in Pune, India, which houses certain software development and information technology support. In connection with the continuing developments from COVID, we expedited our restructuring plans and either reduced or fully vacated more than 50 leased office spaces during through the years year ended December 31, 2020 and 2021. December 31, 2021. See our remaining lease obligations as of December 31, 2022 December 31, 2023 in Note 9 - Leases to our consolidated financial statements. We continuously evaluate facility needs based on the extent of our service offerings, the rate of customer growth or decline, the geographic distribution of our customer base, changing market conditions, and our long-term goals. As of December 31, 2022 December 31, 2023, our material leased properties are described below:

Our corporate headquarters is located in Boca Raton, Florida, with approximately 70,000 square feet of office space under lease through December 2025. Approximately 35,000 square feet is occupied by our corporate executive staff, legal, finance, risk management, internal audit, and information technology teams. Our Nurse and Allied executive staff and operations personnel as well as shared support functions of human resources, payroll and billing, sales, and marketing also occupy this space. The remainder of the space is vacant and available for a sublease.

In Norcross, Georgia we have approximately 42,000 square feet of office space under lease through October 2024. Our Physician Staffing executive staff and operations personnel occupy approximately 19,000 7,000 square feet with the remainder of the space vacant and available for a sublease.

Item 3. Legal Proceedings.

Information with respect to certain legal proceedings is included in Note 12 - Contingencies to the consolidated financial statements contained in Item 8. Financial Statements and Supplementary Data and is incorporated herein by reference.

Item 4. Mine Safety Disclosures.

Not applicable.

PART II

Item 5. Market for Registrant's Common Equity, Related Stockholder Matters and Issuer Purchases of Equity Securities.

Our common stock currently trades under the symbol "CCRN" on the Nasdaq Global Select Market (Nasdaq).

The graph below compares the Company to the cumulative 5-year total return of holders of the Company's common stock with the cumulative total returns of the Nasdaq Composite index and the Dow Jones U.S. Business Training & Employment Agencies index. The graph assumes that the value of the investment in the Company's common stock and in each of the indexes (including reinvestment of dividends) was \$100 on December 29, 2017 December 31, 2018 and tracks it through December 30, 2022 December 29, 2023.

 Item 5.1 - 10-K Total Return Graph 2023 -v2 (002).jpg

The stock price performance included in this graph is not necessarily indicative of future stock price performance.

As of February 15, 2023 February 14, 2024, there were 150 151 stockholders of record of our common stock. In addition, there were 29,076 21,575 beneficial owners of our common stock held by brokers or other institutions on behalf of stockholders.

We have never paid or declared cash dividends on our common stock. Covenants in our credit agreements agreement limit our ability to repurchase our common stock and declare and pay cash dividends on our common stock. On August 16, 2022, our Board of Directors authorized a new stock repurchase program (the New Repurchase Program), whereby we may repurchase up to \$100.0 million of our shares of common stock, subject to the terms of our current credit agreements. agreement. The shares may be repurchased from time-to-time in the open market or in privately negotiated transactions. The New Repurchase Program was effective immediately and may be discontinued at any time at the Board's discretion. In addition to the repurchase of \$100.0 million of our shares of common stock under the New Repurchase Program, we were authorized to continue to repurchase any remaining shares available for repurchase under our previous stock repurchase program, which was approved by the Board of Directors on February 28, 2008 (the Prior Repurchase Program). In August 2022, we repurchased the remaining shares available for repurchase under the Prior Repurchase Program. Upon completion of the authorized number of shares available for repurchase under the Prior Repurchase Program, we commenced repurchases under the New Repurchase Program during the third quarter of 2022.

. During the year ended December 31, 2021, we did not repurchase any shares of our common stock.

During

The following table sets forth the years number of shares purchased, the average price paid per share, the total number of shares purchased as part of publicly announced programs, and the approximate dollar value of shares that may yet be purchased under the programs during each month in the fourth fiscal quarter ended December 31, 2021 and 2020, we did not repurchase any shares of our common stock. December 31, 2023. See Note 14 - Stockholders' Stockholders' Equity to our consolidated financial statements. The following table provides information about purchases of our shares of common stock that we made under our New Repurchase Program during the three-month period ended December 31, 2022: statements for additional information.

| Period | Period | Total Number of Shares Purchased | Average Price Paid per Share | Publicly Announced Plans or Programs | Approximate Dollar Value of Shares that May Yet Be Purchased Under the Plans or Programs (a) | Period | Total Number of Shares Purchased | Average Price Paid per Share | Total Number of Shares Purchased as Part of Publicly Announced Plans or Programs (a) | Approximate Dollar Value of Shares that May Yet Be Purchased Under the Plans or Programs (b) |
|--|--------------------------------|----------------------------------|------------------------------|--------------------------------------|--|--------------------------------|----------------------------------|------------------------------|--|--|
| (dollar value in thousands, except per share data) | | | | | | | | | | |
| October 1 through October 31 | October 1 through October 31 | — | — | — | \$87,161 | October 1 through October 31 | 137,800 | \$23.35 | 137,800 | \$80,436 |
| November 1 through November 30 | November 1 through November 30 | 250,000 | \$31.89 | 250,000 | \$79,189 | November 1 through November 30 | 167,092 | \$19.02 | 167,092 | \$77,257 |
| December 1 through December 31 | December 1 through December 31 | 100,000 | \$29.57 | 100,000 | \$76,232 | December 1 through December 31 | — | — | — | \$77,257 |
| Total | Total | 350,000 | \$31.23 | 350,000 | \$76,232 | Total | 304,892 | \$20.98 | 304,892 | \$77,257 |

(a) Represents the remaining value of shares to be purchased. Shares were repurchased under the New Repurchase Program. In August 2022, we repurchased The program has no expiration date but may be terminated by the remaining Board of Directors at any time. No shares were purchased other than through publicly announced programs during the periods shown.

(b) On May 1, 2023, the Board of Directors authorized approximately \$59.0 million in additional share repurchases, such that, effective for trades made after May 3, 2023, the aggregate amount available for repurchase stock repurchases under the Prior New Repurchase Program. Program was \$100.0 million. Amounts shown in this column reflect amounts remaining under the New Repurchase Program referenced in Note 14 - Stockholders' Equity to our consolidated financial statements.

Item 6. [Reserved].

Item 7. Management's Discussion and Analysis of Financial Condition and Results of Operations.

The following discussion and analysis of our financial condition and results of operations should be read in conjunction with Item 1. Business, Item 1A. Risk Factors, Forward-Looking Statements, and Item 15. Consolidated Financial Statements and the accompanying notes and other data, all of which appear elsewhere in this Annual Report on Form 10-K.

Management's Discussion and Analysis (MD&A) below generally discusses 2023 and 2022 items and year-to-year comparisons between 2023 and 2022. Discussions of 2021 items and year-to-year comparisons between 2022 and 2021. Discussions of 2020 items and year-to-year comparisons between 2021 and 2020 that are not included in this Form 10-K can be found in "Management's Discussion and Analysis of Financial Condition and Results of Operations" in the Company's Annual Report on Form 10-K for the fiscal year ended December 31, 2021. December 31, 2022 filed with the SEC on February 28, 2022. February 23, 2023 and such information is incorporated herein by reference.

Business Overview

We provide total talent management services, including strategic workforce solutions, contingent staffing, permanent placement, and consultative services for healthcare customers across the continuum of care, by recruiting and placing highly qualified healthcare professionals in virtually every specialty and area of expertise. In addition to clinical roles such as school nurses, speech language, and behavioral therapists, we place non-clinical professionals such as teachers, substitute teachers, and other education specialties at educational facilities across the nation. Our diverse customer base includes both public and private acute care and non-acute care hospitals, outpatient clinics, ambulatory care facilities, single and multi-specialty physician practices, rehabilitation facilities, PACE programs, urgent care centers, local and national healthcare systems, managed care providers, public and charter schools, correctional facilities, government facilities, pharmacies, and many other healthcare providers. Through our national staffing teams, we offer our workforce solutions and place clinicians on travel and per diem assignments, local short-term contracts, and permanent positions. In addition, we continually evaluate opportunities to acquire companies that would complement or enhance our business, like WSG, Mint and HireUp.

Our workforce solutions include MSPs, VMS, in-home care services, education healthcare services, RPO, project management, and other outsourcing and consultative services as described in Item 1. Business in this Annual Report on Form 10-K. By utilizing the solutions that we offer, customers are able to better plan their personnel needs, optimize their talent acquisition and management processes, strategically flex and balance their workforce, have access to quality healthcare personnel, and provide continuity of care for improved patient outcomes. We have a history of investing in diversity, equality, and inclusion as a key component of the organization's overall corporate social responsibility program, which we believe is closely aligned with our core values to create a better future for our people, communities, and our stockholders.

The Company's two reportable segments, offer services to its customers as described below:

- **Nurse and Allied Staffing** – For the year ended December 31, 2022, Nurse and Allied Staffing represented approximately 96% of total revenue. The Nurse and Allied Staffing segment provides workforce solutions and traditional staffing, including temporary and permanent placement of travel nurses and allied professionals, as well as per diem and contract nurses and allied personnel. We also provide clinical and non-clinical professionals on short-term and long-term assignments to customers such as local and national healthcare plans, managed care providers, public and charter schools, correctional facilities, skilled nursing facilities, and other non-acute settings. In addition, Nurse and Allied Staffing provides retained search services for healthcare professionals, as well as contingent search and recruitment process outsourcing services. We provide flexible workforce solutions to our healthcare customers through diversified offerings designed to meet their unique needs, including: MSP, RPO, and consulting services.
- **Physician Staffing** – For the year ended December 31, 2022, Physician Staffing, represented approximately 4% 91% and 9%, respectively, of total revenue. Physician Staffing provides physicians revenue for the year ended December 31, 2023. See further discussion of these segments in many specialties, as well as CRNAs, NPs, and PAs as independent contractors Item 1. Business in this Annual Report on temporary assignments throughout the U.S. Form 10-K.

Summary of Operations

For the year ended December 31, 2022 December 31, 2023, revenue from services increased 67% decreased 28% year-over-year to \$2.8 billion \$2.0 billion, due primarily to strong performance travel and local volume and average bill rate declines in both our the Nurse and Allied Staffing segment, partially offset by double-digit year-over-year revenue growth in Cross Country Education (Education) within the Nurse and Allied Staffing segment, and in the Physician Staffing segments, primarily driven by an increase segment. In Education, the average number of FTEs on contract during the year increased 23%, and in volume growth and the Physician Staffing segment the number of professionals on assignment as a result of our investment in people and technology, days filled increased across several specialties. Net income attributable to common stockholders for the year ended December 31, 2022 December 31, 2023 was \$188.5 million \$72.6 million, as compared to \$132.0 million \$188.5 million for the year ended December 31, 2021 December 31, 2022.

In addition to our scheduled payments, on June 23, 2022 and October 26, 2022 On June 30, 2023, we made optional prepayments on our repaid all outstanding obligations of \$73.9 million under the term loan of \$50.0 million, totaling \$100.0 million, to reduce interest costs, and incurred prepayment premiums of \$1.0 million pursuant to terminated the Term Loan Agreement.

On October 3, 2022, we entered into an asset purchase agreement with Mint Medical Physician Staffing, LP and Lotus Medical Staffing LLC, which expanded our locum tenens portfolio. On December 13, 2022, we entered into an asset purchase agreement with HireUp Leadership, Inc., which strengthened our position in the talent management landscape.

For the year ended December 31, 2022 December 31, 2023, cash flow provided by operating activities was \$134.1 million \$248.5 million, with net borrowings repayments of \$67.6 million \$150.7 million on our term loan and senior secured asset-based credit facility (ABL), and an increase a decrease in working capital stemming from an increase a decrease in accounts receivable partly net receivables, partially offset by the timing of disbursements. As of December 31, 2022 December 31, 2023, we had \$3.6 million \$17.1 million in cash and cash equivalents and a principal balance with no borrowings drawn under the ABL. As of \$73.9 million outstanding on our term loan. Borrowing December 31, 2023, borrowing base availability under the ABL was \$300.0 million, \$220.6 million with \$76.8 million of borrowings drawn under our ABL, and \$18.2 million \$13.8 million of undrawn letters of credit outstanding, leaving \$205.0 million \$206.8 million of excess availability. See Note 8 - Debt to our consolidated financial statements.

We continue to invest in our core technologies, and in 2023 launched our IRP and per diem modules on Intellify® and Xperience™. These are part of our larger technology ecosystem that we believe will continue to drive productivity, thus driving revenue and profitability, and distinguishes us as a leader in healthcare staffing as it continues to open up new opportunities for us as a tech-enabled workforce solutions and advisory firm.

See Results of Operations, Segment Results, and Liquidity and Capital Resources sections that follow for further information.

Operating Metrics

We evaluate our financial condition by tracking operating metrics and financial results specific to each of our segments. Key operating metrics include hours worked, days filled, number of contract personnel on a full-time equivalent (FTE) basis, revenue per FTE, and revenue per day filled. Other operating metrics include number of open orders, candidate applications, contract bookings, length of assignment, bill and pay rates, and renewal and fill rates, number of active searches, and number of placements. These operating metrics are representative of trends that assist management in evaluating business performance. Due to the timing of our business process and other factors, certain of these operating metrics may not necessarily correlate to the reported U.S. GAAP results for the periods presented. Some of the segment financial results analyzed include revenue, operating expenses, and contribution income. In addition, we monitor cash flow, as well as operating and leverage ratios, to help us assess our liquidity needs.

| Business Segment | Business Measurement |
|---------------------------|---|
| Nurse and Allied Staffing | FTEs represent the average number of Nurse and Allied Staffing contract personnel on a full-time equivalent basis. Average revenue per FTE per day is calculated by dividing the Nurse and Allied Staffing revenue, excluding permanent placement, per FTE by the number of days worked in the respective periods. |
| Physician Staffing | Days filled is calculated by dividing the total hours invoiced during the period, including an estimate for the impact of accrued revenue, by eight hours. Revenue per day filled is calculated by dividing revenue as reported by days filled for the period presented. |

Results of Operations

The following table summarizes, for the periods indicated, selected consolidated statements of operations and comprehensive income (loss) data expressed as a percentage of revenue. Our historical results of operations are not necessarily indicative of future operating results.

| | | Year Ended December 31, | | Year Ended December 31, | | | |
|--|--|----------------------------|---------|-------------------------|-------|---|---------|
| | | 2022 | 2021 | 2023 | | | 2022 |
| | | | | | | | |
| Revenue from services | Revenue from services | 100.0 % | 100.0 % | Revenue from services | 100.0 | % | 100.0 % |
| Direct operating expenses | Direct operating expenses | 77.6 | 77.6 | | | | |
| Selling, general and administrative expenses | Selling, general and administrative expenses | 11.6 | 12.8 | | | | |
| Bad debt expense | Bad debt expense | 0.3 | 0.3 | | | | |
| Depreciation and amortization | Depreciation and amortization | 0.5 | 0.6 | | | | |
| Acquisition and integration-related costs | | — | 0.1 | | | | |
| Restructuring costs | Restructuring costs | 0.1 | 0.2 | | | | |
| Restructuring costs | | | | | | | |
| Restructuring costs | | | | | | | |
| Legal settlement charges | | | | | | | |
| Impairment charges | Impairment charges | 0.2 | 0.1 | | | | |
| Income from operations | Income from operations | 9.7 | 8.3 | | | | |
| Interest expense | Interest expense | 0.5 | 0.4 | | | | |
| Interest expense | | | | | | | |
| Interest expense | | | | | | | |
| Loss on early extinguishment of debt | Loss on early extinguishment of debt | 0.1 | — | | | | |
| Other income, net | | — | (0.1) | | | | |
| Loss on early extinguishment of debt | | | | | | | |
| Loss on early extinguishment of debt | | | | | | | |
| Other expense (income), net | | | | | | | |
| Income before income taxes | Income before income taxes | 9.1 | 8.0 | | | | |
| Income tax expense | Income tax expense | 2.4 | 0.1 | | | | |
| Net income attributable to common stockholders | Net income attributable to common stockholders | 6.7 % | 7.9 % | | | | |

| | | | |
|--|-----|---|-------|
| Net income attributable to common stockholders | | | |
| Net income attributable to common stockholders | 3.6 | % | 6.7 % |

Comparison of Results for the Year Ended **December 31, 2022** **December 31, 2023** compared to the Year Ended **December 31, 2021** **December 31, 2022**

| | Year Ended December 31, | | | |
|--|-------------------------|--------------|------------------------|------------------------|
| | | | Increase (Decrease) | Increase (Decrease) |
| | 2022 | 2021 | \$ | % |
| | (Amounts in thousands) | | | |
| Revenue from services | \$ 2,806,609 | \$ 1,676,652 | \$ 1,129,957 | 67.4 % |
| Direct operating expenses | 2,178,923 | 1,301,653 | 877,270 | 67.4 % |
| Selling, general and administrative expenses | 324,209 | 215,292 | 108,917 | 50.6 % |
| Bad debt expense | 9,609 | 4,783 | 4,826 | 100.9 % |
| Depreciation and amortization | 12,576 | 9,852 | 2,724 | 27.6 % |
| Acquisition and integration-related costs | 726 | 1,068 | (342) | (32.0)% |
| Restructuring costs | 1,861 | 2,630 | (769) | (29.2)% |
| Impairment charges | 5,597 | 2,070 | 3,527 | 170.4 % |
| Income from operations | 273,108 | 139,304 | 133,804 | 96.1 % |
| Interest expense | 14,391 | 6,866 | 7,525 | 109.6 % |
| Loss on early extinguishment of debt | 3,728 | — | 3,728 | 100.0 % |
| Other income, net | (1,336) | (770) | (566) | (73.5)% |
| Income before income taxes | 256,325 | 133,208 | 123,117 | 92.4 % |
| Income tax expense | 67,864 | 1,206 | 66,658 | NM |
| Net income attributable to common stockholders | \$ 188,461 | \$ 132,002 | \$ 56,459 | 42.8 % |

NM - Not meaningful

| | Year Ended December 31, | | | |
|--|-------------------------|--------------|------------------------|------------------------|
| | | | Increase (Decrease) | Increase (Decrease) |
| | 2023 | 2022 | \$ | % |
| | (Amounts in thousands) | | | |
| Revenue from services | \$ 2,019,728 | \$ 2,806,609 | \$ (786,881) | (28.0)% |
| Direct operating expenses | 1,569,318 | 2,178,923 | (609,605) | (28.0)% |
| Selling, general and administrative expenses | 300,391 | 324,935 | (24,544) | (7.6)% |
| Bad debt expense | 14,562 | 9,609 | 4,953 | 51.5 % |
| Depreciation and amortization | 18,347 | 12,576 | 5,771 | 45.9 % |
| Restructuring costs | 2,553 | 1,861 | 692 | 37.2 % |
| Legal settlement charges | 1,125 | — | 1,125 | 100.0 % |
| Impairment charges | 719 | 5,597 | (4,878) | (87.2)% |
| Income from operations | 112,713 | 273,108 | (160,395) | (58.7)% |
| Interest expense | 8,094 | 14,391 | (6,297) | (43.8)% |
| Loss on early extinguishment of debt | 1,723 | 3,728 | (2,005) | (53.8)% |
| Other expense (income), net | 2 | (1,336) | 1,338 | 100.1 % |
| Income before income taxes | 102,894 | 256,325 | (153,431) | (59.9)% |
| Income tax expense | 30,263 | 67,864 | (37,601) | (55.4)% |
| Net income attributable to common stockholders | \$ 72,631 | \$ 188,461 | \$ (115,830) | (61.5)% |

Revenue from services

Revenue from services **increased \$1.1 billion** decreased \$0.8 billion, or **67.4%** 28.0%, to \$2.0 billion for the year ended December 31, 2023, as compared to \$2.8 billion for the year ended December 31, 2022, as compared to \$1.7 billion for the year ended December 31, 2021, due to strong performance in both our Nurse and Allied Staffing and Physician

Staffing segments, primarily driven by an increase a decline in the number of professionals on assignment in the Nurse and Allied Staffing segment as well as clients continue to right-size their needs, and travel bill rates that continued to normalize throughout the year, partially offset by an increase in volume in most specialties and an improved mix of higher bill rates rate specialties in Nurse and Allied. See the Physician Staffing segment. See further discussion in Segment Results.

Direct operating expenses

Direct operating expenses are comprised consist primarily of field employee compensation and independent contractor expenses, housing expenses, travel expenses, and related insurance expenses. Direct operating expenses increased \$877.3 million decreased \$0.6 billion, or 67.4% 28.0%, to \$1.6 billion for the year ended December 31, 2023, as compared to \$2.2 billion for the year ended December 31, 2022, as compared to \$1.3 billion for the year ended December 31, 2021, as a result of revenue increases. decreases. As a percentage of total revenue, direct operating expenses were 77.6% 77.7% for the years year ended December 31, 2022 and 2021. December 31, 2023, consistent with the prior year period.

Selling, general and administrative expenses

Selling, general and administrative expenses increased \$108.9 million decreased \$24.5 million, or 50.6% 7.6%, to \$324.2 million \$300.4 million for the year ended December 31, 2023, as compared to \$324.9 million for the year ended December 31, 2022, as compared to \$215.3 million for the year ended December 31, 2021, primarily due to increases decreases in compensation and benefits, benefit expense, as well as marketing and consulting expense, and computer subscription fees. fees, partially offset by increases in legal, insurance, and computer expenses. As a percentage of total revenue, selling, general and administrative expenses decreased increased to 14.9% for the year ended December 31, 2023, as compared to 11.6% for the year ended December 31, 2022 as compared to 12.8% for the year ended December 31, 2021.

Bad Debt Expense

Bad debt expense for the year ended December 31, 2022 2023 was \$9.6 million \$14.6 million as compared to \$4.8 million \$9.6 million for the year ended December 31, 2021 December 31, 2022. The increase is due in bad debt expense for 2023 was primarily driven by a deterioration in our accounts receivable aging stemming from a single MSP customer. Although we expect to higher receivables at year end with recover the remaining balance, further reserves may be required in the event this customer does not continue making payments or experiences a 14 day increase material deterioration in DSO year over year. their

financial condition. As a percentage of revenue, bad debt expense was 0.7% for the year ended December 31, 2023, as compared to and 0.3% for the years year ended December 31, 2022 and 2021. .

Depreciation and amortization expense

Depreciation and amortization expense for the year ended December 31, 2022 2023 was \$12.6 million \$18.3 million as compared to \$9.9 million \$12.6 million for the year ended December 31, 2021 December 31, 2022. The increase is primarily due to the additional amortization of other intangible assets from the WSG Mint and Selected acquisitions, HireUp acquisitions, as well as depreciation related to computer hardware and software assets placed in service during the year. See Note 5 - Goodwill, Trade Names, and Other Intangible Assets to our consolidated financial statements. As a percentage of revenue, depreciation and amortization expense was 0.5% 0.9% for the year ended December 31, 2022 2023 and 0.6% 0.5% for the year ended December 31, 2021 December 31, 2022.

Acquisition and integration-related costs

Acquisition and integration-related costs for the year ended December 31, 2022 included costs for legal and advisory fees for the Mint and Lotus acquisition that closed in October 2022 and the HireUp acquisition that closed in December 2022. Acquisition and integration-related costs for the year ended December 31, 2021 included costs for legal and advisory fees, as well as integration costs, for the WSG acquisition that closed late in the second quarter of 2021, and legal and professional fees for the Selected acquisition that closed late in the fourth quarter of 2021.

Restructuring costs

Restructuring costs for the years ended December 31, 2022 December 31, 2023 and 2021 2022 were primarily comprised of employee termination costs and ongoing lease costs related to the Company's strategic reduction of its real estate footprint, and totaled \$1.9 million \$2.6 million and \$2.6 million \$1.9 million, respectively. Amounts for the year ended December 31, 2022 include a benefit associated with the early termination of the lease for one of the Company's corporate offices in the second quarter, which was previously restructured. See Note 2 - Summary of Significant Accounting Policies to our consolidated financial statements.

Legal settlement charges

For the year ended December 31, 2023, the Company incurred legal settlement charges of \$1.1 million related to the settlement of a wage and hour class action lawsuit and associated legal fees. There were no such charges for the year ended December 31, 2022.

Impairment charges

Non-cash impairment charges totaled \$0.7 million for the year ended December 31, 2023 and related to the write-off of an IT project and real estate restructuring activities. Non-cash impairment charges totaled \$5.6 million for the year ended December 31, 2022 and related to real estate restructuring activities and the write-off of a discontinued an IT project. Non-cash impairment charges totaled \$2.1 million for the year ended December 31, 2021 and related to real estate restructuring activities and the write-off of a discontinued software development project. See Note 5 - Goodwill, Trade Names, and Other Intangible Assets and Note 9 - Leases to our consolidated financial statements.

Interest expense

Interest expense was \$8.1 million for the year ended December 31, 2023 as compared to \$14.4 million for the year ended December 31, 2022 compared to \$6.9 million for the year ended December 31, 2021, due to higher lower average borrowings, and partially offset by a higher effective interest rate. The effective interest rate on our borrowings was 9.1% 10.4% and 5.7% 9.1% for the years ended December 31, 2022 December 31, 2023 and 2021 2022, respectively.

Loss on early extinguishment of debt

Loss on early extinguishment of debt for the year ended December 31, 2023 consisted of the write-off of debt issuance costs related to the repayment and termination of the term loan in the second quarter of 2023. Loss on early extinguishment of debt for the year ended December 31, 2022 consisted of a prepayment premium and the write-off of debt issuance costs related to the optional prepayments on our the term loan made in the second and fourth quarters of 2022. There were no such expenses for the year ended December 31, 2021.

Other income, net

For the year ended December 31, 2022, other income, net included a \$1.1 million gain on lease termination as a result of the early termination of one of our corporate offices.

Income tax expense

Income tax expense totaled \$30.3 million for the year ended December 31, 2023, as compared to \$67.9 million for the year ended December 31, 2022, compared . The decrease in income tax expense was primarily related to \$1.2 million for the year ended December 31, 2021, a decrease in book income. The effective tax rate was rates were 29.4% and 26.5% and 1.0%, including the impact of discrete items, for the years ended December 31, 2022 December 31, 2023 and 2021, respectively. The effective tax rate in 2022, was respectively, and were impacted by federal, international, and state taxes. The effective tax rate in 2021 was impacted by the release of valuation allowance on deferred tax assets and federal, international, and state taxes.

For the year ended December 31, 2021, we recorded a net valuation allowance release of \$37.5 million (comprised of \$18.4 million related to federal NOLs, \$7.5 million related to state NOLs, and \$11.6 million related to other net deferred tax assets) on the basis of management's reassessment of the amount of its deferred tax assets that are more likely than not to be realized. The valuation allowance on an immaterial amount of state NOLs was not released due to the respective expiration periods and specific state taxable income projections. See Note 13 14 - Income Taxes to our consolidated financial statements.

Segment Results

Information on operating segments and a reconciliation to income from operations for the periods indicated are as follows:

| | | Year Ended December 31, | | Year Ended December 31, | |
|---------------------------|---------------------------|-------------------------|-------------|-------------------------|------|
| | | 2022 | 2021 | 2023 | 2022 |
| | | (amounts in thousands) | | (amounts in thousands) | |
| Revenues from services: | Revenues from services: | | | Revenues from services: | |
| Nurse and Allied Staffing | Nurse and Allied Staffing | \$2,700,383 | \$1,605,781 | | |
| Physician Staffing | Physician Staffing | 106,226 | 70,871 | | |
| | \$ | | | | |
| | | \$2,806,609 | \$1,676,652 | | |
| Contribution income: | Contribution income: | | | | |
| Contribution income: | Contribution income: | | | | |
| Nurse and Allied Staffing | Nurse and Allied Staffing | \$ 355,447 | \$ 205,738 | | |
| Physician Staffing | Physician Staffing | 5,508 | 4,328 | | |
| | 206,565 | | | | |
| | | 360,955 | 210,066 | | |
| Corporate overhead | Corporate overhead | | | | |
| Corporate overhead | Corporate overhead | 67,087 | 55,142 | | |

| | | | |
|---|-------------------------------|------------|------------|
| Depreciation and amortization | Depreciation and amortization | 12,576 | 9,852 |
| Acquisition and integration-related costs | | 726 | 1,068 |
| Restructuring costs | Restructuring costs | 1,861 | 2,630 |
| Restructuring costs | | | |
| Restructuring costs | | | |
| Legal settlement charges | | | |
| Impairment charges | Impairment charges | 5,597 | 2,070 |
| Other costs | | | |
| Income from operations | Income from operations | \$ 273,108 | \$ 139,304 |

In the first quarter of 2021, the Company modified its reportable segments and, as a result, now discloses the following two reportable segments - Nurse and Allied Staffing and Physician Staffing. See Note 17 - Segment Data. [Data to our consolidated financial statements.](#)

Certain statistical data for our business segments for the periods indicated are as follows:

| | | Year Ended December 31, | | | | Percent | | | | | |
|---|---|----------------------------|--------|--------|--------|-------------------------|--------|---------|---------------------------------|--|--|
| | | 2022 | 2021 | Change | Change | | | | | | |
| | | Year Ended December 31, | | | | Year Ended December 31, | | Percent | | | |
| | | 2023 | | | | 2023 | 2022 | | Change | | |
| <u>Nurse and Allied Staffing statistical data:</u> | <u>Nurse and Allied Staffing statistical data:</u> | | | | | | | | | | |
| <u>Nurse and Allied Staffing statistical data:</u> | <u>Nurse and Allied Staffing statistical data:</u> | | | | | | | | | | |
| FTEs | FTEs | 12,980 | 8,679 | 4,301 | 49.6 % | 10,831 | 12,980 | 12,980 | (2,149) (2,149) (16.6) (16.6) % | | |
| Average Nurse and Allied Staffing revenue per FTE per day | Average Nurse and Allied Staffing revenue per FTE per day | \$ 565 | \$ 503 | \$ 62 | 12.3 % | | | | | | |
| Average Nurse and Allied Staffing revenue per FTE per day | Average Nurse and Allied Staffing revenue per FTE per day | | | | | | | | | | |

On June 30, 2023, we repaid all \$73.9 million in outstanding obligations under the term loan and terminated the debt agreement. At December 31, 2022 December 31, 2023, we reported \$3.6 million \$17.1 million in cash and cash equivalents, \$73.9 million of term loan outstanding, at par, and \$76.8 million of with no borrowings drawn under our the ABL. Working capital increased decreased by \$95.5 million \$137.4 million to \$266.6 million as of December 31, 2023, as compared to \$404.0 million as of December 31, 2022, compared to \$308.5 million as of December 31, 2021, primarily due to an increase a decrease in accounts receivable, net receivables, partially offset by the timing of disbursements. As of December 31, 2022 December 31, 2023, our days' sales outstanding, net of amounts owed to subcontractors, was 72 68 days, up 14 down 4 days year-over-year, primarily due to and excluding the timing of collections throughout the year. impact from one MSP client, would have been 63 days. As of December 31, 2022 December 31, 2023, we do did not have any off-balance sheet arrangements.

Our operating cash flow constitutes our primary source of liquidity and, historically, has been sufficient to fund our working capital, capital expenditures, internal business expansion, and debt service. This includes our commitments, both short-term and long-term, of interest expense on our debt and operating lease commitments, and future principal payments on our term loan and our ABL credit facility. the ABL. We expect to meet our future needs from a combination of cash on hand, operating cash flows, and funds available through the ABL. See debt discussion which follows.

In the third quarter of 2022, our the Board of Directors authorized the New Repurchase Program, whereby we may repurchase up to \$100.0 million of our shares of common stock. Upon completion of the authorized number of shares available for repurchase under the Prior Repurchase Program, we commenced repurchases under the New Repurchase Program during the third quarter of 2022. During the third and fourth quarters, we repurchased, under both the Prior Repurchase Program and the New

Repurchase Program, a total of 1,364,815 shares of common stock for \$35.3 million, at an average market price of \$25.83 per share. As of December 31, 2022, we had \$76.2 million remaining for share repurchase under the New Repurchase Program, subject to certain conditions in our Loan Agreement and Term Loan Agreement. During the fourth quarter of 2022, we entered into a Rule 10b5-1 Repurchase Plan to allow for share repurchases during our blackout periods. periods, effective through November 2, 2023. In the second quarter of 2023, the Board of Directors authorized the replenishment of the amount available for stock repurchases under the New Repurchase Program back to \$100 million, effective for trades made after May 3, 2023. In the third quarter of 2023, we entered into a new Rule 10b5-1 Repurchase Plan to allow for share repurchases during the Company's blackout periods, beginning on January 2, 2024. During the year ended December 31, 2023, we repurchased and retired a total of 2,343,583 shares of common stock for \$57.6 million, at an average price of \$24.58 per share. During the year ended December 31, 2022, under both programs, we repurchased and retired a total of 1,364,815 shares of common stock for \$35.3 million, at an average price of \$25.83 per share. As of December 31, 2023, we

had \$77.3 million remaining for share repurchase under the New Repurchase Program, subject to certain conditions in our Loan Agreement.

Cash Flow Comparisons

Year Ended December 31, 2022 December 31, 2023 Compared to Year Ended December 31, 2021 December 31, 2022

Net cash provided by operating activities during increased \$114.4 million to \$248.5 million for the year ended December 31, 2022 was \$134.1 million December 31, 2023 as compared to net cash used in operating activities of \$85.6 million during \$134.1 million for the year ended December 31, 2021 December 31, 2022. The year over year improvement in cash flow from operations was primarily due to the investments in net working capital with higher accounts receivables stemming from the rapid growth in the business in late 2021 into early 2022.

Net cash used in investing activities during the year ended December 31, 2022 December 31, 2023 was \$43.9 million \$13.8 million as compared to \$34.0 million \$43.9 million in the year ended December 31, 2021 December 31, 2022. Net cash used in the year ended December 31, 2023 was primarily for capital expenditures. Net cash used in the year ended December 31, 2022 included \$35.1 million primarily related to the acquisitions of Mint and HireUp, as well as capital expenditures primarily related to multiple IT projects. Net cash used for the year ended December 31, 2021 included \$26.9 million related to the acquisitions of WSG and Selected, as well as capital expenditures and the build-out of our corporate office.

Net cash used in financing activities for the year ended December 31, 2022 December 31, 2023 was \$87.6 million \$221.2 million, as compared to net cash provided by financing activities of \$119.1 million \$87.6 million during the year ended December 31, 2021 December 31, 2022. During the year ended December 31, 2023, we reported net repayments of \$150.7 million on debt, and used cash to pay \$4.9 million for income taxes on share-based compensation, \$57.6 million for share repurchases, \$7.5 million for contingent consideration, and an immaterial amount for other financing activities. During the year ended December 31, 2022, we reported \$67.6 million of net borrowings on our ABL and used cash to repay borrowings of \$100.4 million on our term loan, \$2.4 million on our note payable, \$5.3 million for income taxes on share-based compensation, \$3.2 million in debt issuance costs, \$35.3 million for share repurchases, \$7.5 million for contingent consideration, and \$1.1 million for other financing activities. During the year ended December 31, 2021, we reported net borrowings of \$175.0 million on our term loan, and used cash to repay borrowing on our ABL of \$44.2 million, \$0.7 million principal payment on our term loan, \$2.4 million on our note payable, \$6.1 million of debt issuance costs, \$2.2 million for income taxes on share-based compensation, and an immaterial amount for other financing activities.

Debt

2021 Term Loan Agreement

As more fully described in Note 8 - Debt to our consolidated financial statements, on June 8, 2021, we entered into a Term Loan Agreement, which provides provided for a six-year second lien subordinated term loan in the amount of \$100.0 million (term loan). The term loan has an interest rate of one-month LIBOR plus 5.75% per annum, subject to a 0.75% LIBOR floor. The term loan was used to pay the cash consideration, as well as any costs, fees, and expenses in connection with the WSG acquisition (see Note 4 - Acquisitions to our consolidated financial statements), with the remainder used to pay down a portion of the asset-based credit facility.

The borrowings under the Term Loan Agreement generally bear interest at a variable rate based on either LIBOR or Base Rate (as defined in the Term Loan Agreement) and are subject to mandatory prepayments of principal payable in quarterly installments, commencing on September 30, 2021, with each installment being in the aggregate principal amount

of \$0.3 million (subject to adjustment as a result of prepayments) provided that, to the extent not previously paid, the aggregate unpaid principal balance would be due and payable on the maturity date. The Term Loan Agreement contains various restrictions and covenants applicable to the Company and its subsidiaries, including a covenant to maintain a minimum net leverage ratio. The Company was in compliance with this covenant as of December 31, 2022. Obligations under the Term Loan Agreement are secured by substantially all the assets of the borrowers and guarantors under the Term Loan Agreement, subject to customary exceptions.

On November 18, 2021, we amended the Term Loan Agreement (Term Loan First Amendment), which provided the Company an incremental term loan in an aggregate amount equal to \$75.0 million. Additionally, On April 14, 2023, we amended the Term Loan First Amendment increased Agreement (Term Loan Second Amendment), which provided the aggregate amount option for all or a portion of all increases the borrowings to bear interest at a rate based on the Secured Overnight Financing Rate (SOFR) or the Base Rate, at the election of the borrowers, plus an applicable margin. With respect to any SOFR loan, the rate per annum was equal to the Term SOFR (as defined in the Term Loan Agreement) Second Amendment) for the interest period plus an adjustment of 10 basis points due to be no greater than \$115.0 million. The borrowings will be used primarily the credit spread associated with the transition to fund organic growth. Commencing on December 31, 2021, installments of the mandatory prepayments will be in the aggregate principal amount of \$0.4 million. All other terms, conditions, covenants, and pricing of the Term Loan Agreement remain the same, SOFR.

In addition As more fully described in Note 8 - Debt to our scheduled payments, consolidated financial statements, on June 23, 2022 and October 26, 2022 June 30, 2023, we made optional prepayments of \$50.0 million, totaling \$100.0 million, to reduce interest costs, repaid all outstanding obligations under the term loan and incurred prepayment premiums of \$1.0 million pursuant to terminated the Term Loan Agreement. As a result, of the early prepayments, debt issuance costs of \$1.4 million and \$1.3 million \$1.7 million were written off in the second and fourth quarters quarter of 2022, respectively. The prepayment premiums 2023 and the write-off of debt issuance costs are included as loss on early extinguishment of debt in the consolidated statements of operations and comprehensive income (loss).

In income. All subsidiary guarantees of the first quarter term loan were automatically released upon the termination of 2023, we expect to amend our the Term Loan Agreement to convert the LIBOR rates to SOFR rates, Agreement.

2019 Asset-Based Loan Agreement

Effective October 25, 2019, our the prior senior credit facility entered into in August 2017 was replaced by a \$120.0 million Loan Agreement, asset-based loan agreement (Loan Agreement), which provides for a five-year senior secured revolving credit facility. On June 30, 2020, we amended the Loan Agreement (First Amendment), which increased the current aggregate committed size of the ABL from \$120.0 million to \$130.0 million. All other terms, conditions, covenants, and pricing of the Loan Agreement remained the same. On March 8, 2021, we amended the Loan Agreement (Second Amendment), which increased the current aggregate committed size of the ABL from \$130.0 million to \$150.0 million, increased certain borrowing base sub-limits, and decreased both the cash dominion event and financial reporting triggers. On June 8, 2021, we amended the Loan Agreement (Third Amendment), which permits the incurrence of indebtedness and grant of security as set forth in the Loan Agreement and in accordance with the Intercreditor Agreement, and provides mechanics relating to a transition away from LIBOR as a benchmark interest rate to a replacement alternative benchmark rate or mechanism for loans made in U.S. dollars. On November 18, 2021, we amended the Loan Agreement (Fourth Amendment), whereby the permitted indebtedness (as defined in the Loan Agreement) was increased to \$175.0 million. On March 21, 2022, we amended the Loan Agreement (Fifth Amendment), which increased the current aggregate committed size of the ABL from \$150.0 million to \$300.0 million,

extended the credit facility for an additional five years, increased certain borrowing base sub-limits, and provided the option for all or a portion of the borrowings to bear interest at a rate based on the Secured Overnight Financing Rate (SOFR) or Base Rate, at the election of the borrowers, plus an applicable margin. On September 29, 2023, we amended the Loan Agreement (Sixth Amendment), which changed the minimum fixed charge coverage ratio from a maintenance covenant to a springing covenant based on excess availability.

As of December 31, 2022 December 31, 2023, the interest rate spreads and fees under the Loan Agreement were based on SOFR plus 1.85% 1.60% for the revolving portion of the borrowing base. The Base Rate (as defined by the Loan Agreement) margin would have been 0.75% 0.50% for the revolving portion. The SOFR and Base Rate margins are subject to monthly pricing adjustments, pursuant to a pricing matrix based on our excess availability under the revolving credit facility. In addition, the facility is subject to an unused line fee, letter of credit fees, and an administrative fee. The Loan Agreement contains various restrictions and covenants, including a covenant to maintain a minimum fixed charge coverage ratio. We were in compliance with the fixed charge coverage ratio covenant as of December 31, 2022. Borrowing base availability under the ABL was \$300.0 million \$220.6 million at December 31, 2022 December 31, 2023, with \$76.8 million of no borrowings drawn as well as \$18.2 million and \$13.8 million of letters of credit outstanding, leaving \$205.0 million \$206.8 million of excess availability.

Note Payable

The first two installments of \$2.4 million each related to the subordinated promissory note payable, made in connection with the New Mediscan II, LLC, Mediscan Diagnostic Services, LLC, and Mediscan Nursing Staffing, LLC (collectively Mediscan) acquisition, were paid in the second quarter of 2020 and in the first quarter of 2021, respectively. The third and final installment of \$2.6 million, including interest of 2% per annum, accruing from April 1, 2020, was paid in the first quarter of 2022. See Note 4 - Acquisitions.

See Note 8 - Debt to our consolidated financial statements.

Critical Accounting Policies and Estimates

We have identified the following critical accounting policies that affect the more significant judgments and estimates used in the preparation of our consolidated financial statements. The preparation of our consolidated financial statements in conformity with accounting principles generally accepted in the United States of America requires us to make estimates and judgments that affect our reported amounts of assets and liabilities, revenues and expenses, and related disclosures of contingent assets and liabilities. These estimates and judgments may also be impacted by the deterioration of demand for our services, deterioration of labor market conditions, reduction of our stock price for an extended period, or other factors as described in Item 1A. Risk Factors. We evaluate our estimates on an on-going basis, including those related to asset impairment, accruals for self-insurance, allowance for doubtful accounts and sales allowances, taxes and other contingencies, and litigation. We state our accounting policies in the notes to the audited consolidated financial statements for the year ended December 31, 2022, December 31, 2023. See Note 2 - Summary of Significant Accounting Policies contained herein. These estimates are based on information that is currently available to us and on various assumptions that we believe to be reasonable under the circumstances, circumstances, but come with certain

risks and uncertainties, including but not limited to: projections of future income and cash flows, market demand, inflationary pressures, long-term growth rates, the identification of appropriate market multiples, royalty rates, and the choice of an appropriate discount rates. Actual results could vary from those estimates under different assumptions or conditions.

We believe that the following critical accounting policies affect the more significant judgments and estimates used in the preparation of our consolidated financial statements:

Goodwill, trade names, and other intangible assets

Our business acquisitions typically result in the recording of goodwill, trade names, and other intangible assets, and the recorded values of those assets may become impaired in the future. The determination of the value of such intangible assets requires management to make estimates and assumptions that affect our consolidated financial statements.

For Historically, for intangible assets purchased in a business combination, the estimated fair values of the assets received ~~are~~ were used to establish their recorded values. Effective January 1, 2023, related revenue contracts with customers are accounted for as if we had originated the contracts. The acquired contract assets and contract liabilities are recognized and measured consistent with how they were recognized and measured in the acquiree's financial statements. As more fully described in Note 2 - Summary of Significant Accounting Policies, we assess the impairment of goodwill of our reporting units and indefinite-lived intangible assets annually, or more often if events or changes in circumstances indicate that the carrying value may not be recoverable.

Application of the goodwill impairment test requires judgment, including the identification of reporting units, assignment of assets and liabilities to reporting units, assignment of goodwill to reporting units, and determination of the fair value of each reporting unit. Significant judgments are required to estimate the fair value of reporting units including estimating future cash flows, and determining appropriate discount rates, growth rates, company control premium, and other assumptions. Changes in these estimates and assumptions could materially affect the determination of fair value for each reporting unit. See Note 5 - Goodwill, Trade Names, and Other Intangible Assets, where impairment testing in 2023, 2022, 2021, and 2020 2021 is more fully described.

Indefinite-lived intangible assets related to our trade names were not amortized but instead tested for impairment at least annually, or more frequently should an event or circumstances indicate that a reduction in fair value may have occurred. We perform testing of indefinite-lived intangible assets, other than goodwill, at the asset group level using the relief from royalty method. If the carrying value exceeds the fair value, an impairment loss is recorded for that excess.

There can be no assurance that the estimates and assumptions made for purposes of the annual impairment test will prove to be accurate predictions of the future. Although management believes the assumptions and estimates made are reasonable and appropriate, different assumptions and estimates could materially impact the reported financial results.

In addition, we are required to test the recoverability of long-lived assets, including identifiable intangible assets with definite lives, whenever events or changes in circumstances indicate that the carrying amount may not be recoverable. In testing for potential impairment, if the carrying value of the asset group exceeds the expected undiscounted cash flows, we must then determine the amount by which the fair value of those assets exceeds the carrying value and determine the amount of impairment, if any.

Risk and Uncertainties

The calculation of fair value used in these impairment assessments included a number of estimates and assumptions that required significant judgments, including projections of future income and cash flows, long-term growth rates, the identification of appropriate market multiples, royalty rates, and the choice of an appropriate discount rate. See Note 5 - Goodwill, Trade Names, and Other Intangible Assets. In addition, deterioration of demand for our services, deterioration of labor market conditions, reduction of our stock price for an extended period, or other factors as described in Item 1A. Health, workers' Risk Factors', may affect our determination of fair value of goodwill, trade names, or other intangible assets. This evaluation can also be triggered by various indicators of impairment which could cause the estimated discounted cash flows to be less than the carrying amount of net assets. If we are required to record an impairment charge in the future, it could have an adverse impact on our results of operations. Under the current credit agreements, an impairment charge will not have an impact on our liquidity. As of December 31, 2022, we had total goodwill and other intangible assets of \$208.0 million or 21.9% of our total assets.

Health, workers' compensation, and professional liability expense

We maintain accruals for our health, workers' compensation, and professional liability claims that are partially self-insured and are classified as accrued compensation and benefits on our consolidated balance sheets. We determine the adequacy of these accruals by periodically evaluating our historical experience and trends related to health, workers' compensation, and professional liability claims and payments, based on actuarial models, as well as industry experience and trends. If such models indicate that our accruals are overstated or understated, we will adjust accruals as appropriate. Healthcare insurance accruals have fluctuated with increases or decreases in the average number of corporate employees and healthcare professionals on assignment as well as actual company experience and increases in national healthcare costs. As of December 31, 2022 December 31, 2023 and 2021, 2022, we had \$6.2 million \$6.6 million and \$4.1 \$6.2 million accrued, respectively, for incurred but not reported health insurance claims. Corporate and field employees are covered through a partially self-insured health plan. Workers' compensation insurance accruals can fluctuate over time due to the number of employees and inflation, as well as additional exposures arising from the current policy year. As of December 31, 2022 December 31, 2023, and 2021, 2022, we had \$14.9 \$12.6 million and \$12.5 million \$14.9 million accrued for case reserves and for incurred but not reported workers' compensation claims, net of insurance receivables, respectively. The accrual for workers' compensation is based on an actuarial model which is prepared or reviewed by an independent actuary quarterly, semi-annually. As of December 31, 2022 December 31, 2023, and 2021, 2022, we had \$4.2 million \$3.1 million and \$4.9 \$4.2 million accrued, respectively, for case reserves and for incurred but not reported professional liability claims, net of insurance receivables. The accrual for professional liability is based on actuarial models which are prepared by an independent actuary quarterly, semi-annually.

Revenue recognition

We recognize revenue from our services when control of the promised services is transferred to our customers, in an amount that reflects the consideration we expect to receive in exchange for the service. We have concluded that transfer of control of our staffing services, which represents the majority of our revenues, occurs over time as the services are provided.

The following is a description of the nature, amount, timing and uncertainty of revenue and cash flows from which we generate revenue.

Temporary Staffing Revenue

Revenue from temporary staffing is recognized as control of the services is transferred over time and is based on hours worked by our field staff. We recognize the majority of our revenue at the contractual amount we have the right to invoice for services completed to date. Generally, billing to customers occurs weekly, bi-weekly, or monthly and is aligned with the payment of services to the temporary staff. Accounts receivable includes estimated revenue for employees' and independent contractors' time worked but not yet invoiced. At **December 31, 2022** **December 31, 2023** and **December 31, 2021** **December 31, 2022**, our estimate of amounts that had been worked but had not been billed totaled **\$89.9 million** and **\$152.4 million** and **\$140.0 million**, respectively, and are included in accounts receivable in the consolidated balance sheets.

Other Services Revenue

We offer other services to our customers that are transferred over time including: MSPs providing agency services (as further described below in Gross Versus Net Policies), RPO, other outsourcing services, and retained search services, as well as separately billable travel and housing costs, which in total amount to less than 5% of our consolidated revenue for the years ended **December 31, 2022**, **2021**, **December 31, 2023**, **2022**, and **2020**, **2021**. Generally, billing and payment terms for MSP agency services are consistent with temporary staffing as the customers are similar or the same. Revenue from these services is recognized based on the contractual amount for services completed to date which best depicts the transfer of control of services.

For our RPO, other outsourcing, and retained search services, revenue is generally recognized in the amount to which the entity has a right to invoice which corresponds directly with the value to the customer. We do not, in the ordinary course of business, offer warranties or refunds.

Gross Versus Net Policies

We record revenue on a gross basis as a principal or on a net basis as an agent depending on the contracted arrangement, as follows:

- We have certain contracts with acute care facilities to provide comprehensive MSP solutions. Under these contract arrangements, we primarily use our nurses, along with third-party subcontractors, to fulfill customer orders. If a subcontractor is used, we invoice our customer for these services, but revenue is recorded at the time of billing, net of any related subcontractor liability. The resulting net revenue represents the administrative fee charged by us for our MSP services.
- Revenue from our Physician Staffing business is recognized on a gross basis as we are the principal in the arrangements.

Allowances

We maintain an allowance for doubtful accounts for estimated losses resulting from the inability of our customers to make required payments, which results in a provision for bad debt expense. We determine the adequacy of this allowance based on historical write-off experience, current conditions, an analysis of the aging of outstanding **receivable** **receivables** and customer payment patterns, and specific reserves for customers in adverse conditions adjusted for current expectations for the customers or industry. Based on the information currently available, we also **considered** **consider** current expectations of future economic conditions **including the impact of the ongoing COVID pandemic**, when estimating our allowance for doubtful accounts. If the financial condition of our customers were to deteriorate, resulting in an impairment of their ability to make payments, additional allowances may be required. We write off specific accounts based on an ongoing review of collectability as well as our past experience with the customer. In addition, we maintain a sales allowance for rate and hour differences which may arise in the ordinary course of business and adjustments to the reserve are recorded as contra-revenue. As of **December 31, 2022** **December 31, 2023** and **2021**, **2022**, our total allowances were **\$14.7 million** **\$20.5 million** and **\$6.9 million** **\$14.7 million**, respectively.

Contingent liabilities

We are subject to various litigation, claims, investigations, and other proceedings that arise in the ordinary course of our business. These matters primarily relate to employee-related matters that include individual and collective claims, professional liability, tax, and payroll practices. Our healthcare facility customers may also become subject to claims, governmental inquiries and investigations, and legal actions to which we may become a party relating to services provided by our professionals. We record a liability when available information indicates that a loss is probable, and an amount or range of loss can be reasonably estimated. Significant judgment is required to determine both the probability of loss and the estimated amount. At least quarterly, we review our accrual and/or disclosures to reflect the impact of negotiations, settlements, rulings, advice of legal counsel, or new information. However, losses ultimately incurred could materially differ from amounts accrued. See Note 12 - Contingencies.

Income taxes

Deferred tax assets and liabilities are recognized for the future tax consequences attributable to differences between financial statement carrying amounts of existing assets and liabilities and their respective tax bases and operating loss and other loss carryforwards. Deferred tax assets and liabilities are measured using enacted tax rates expected to apply to taxable income in the years in which those temporary differences are expected to be recovered or settled. **During 2021, the Company fully utilized its federal NOL carryforward and a significant amount of state NOLs.** As of **December 31, 2022** **December 31, 2023**, we have

deferred tax assets related to certain state and foreign NOL carryforwards of **\$1.4** **\$1.1** million. But for those NOL carryforwards with an indefinite carryover, the carryforwards will expire as follows: state between **2023** **2024** and **2040**, **2041**, and foreign between **2023** **2024** and **2027**, **2028**. As of **December 31, 2021** **December 31, 2022**, we had deferred tax assets related to certain state and foreign NOL carryforwards of **\$4.5** **\$1.4** million.

As of **December 31, 2022** **December 31, 2023** and **2021**, **2022**, we had an immaterial amount of valuation allowances on our deferred tax assets. **For the year ended December 31, 2021, we recorded a valuation allowance release of \$37.5 million (comprised of \$18.4 million related to federal NOLs, \$7.5 million related to state NOLs, and \$11.6 million related to other net deferred tax assets) on the basis of management's reassessment of the amount of its deferred tax assets that are more likely than not to be realized. For the year ended December 31, 2021, the valuation allowance on an immaterial amount of state NOLs was not released due to the respective expiration periods and specific state taxable income projections. See Note 13 - Income Taxes to our consolidated financial statements.**

As of each reporting date, management considers new evidence, both positive and negative, that could affect its view of the future realization of deferred tax assets. As of **December 31, 2021**, in part because for the 12 quarters ended December 31, 2021, the Company had \$110.3 million in cumulative pretax income including permanent items. The

Company also has a history of utilizing NOLs prior to expiration, most notably the full utilization of the federal net operating loss carryforward in 2021. The Company forecasts positive pretax book income which is expected to exceed the reversal of its future tax deductions, further proving future estimates of taxable income. Management determined that there was sufficient positive evidence to conclude that it is more likely than not that our net deferred tax assets are realizable. Growth estimates are tied to the increasing demand for healthcare solutions for our customers, including an aging U.S. population, and our customers' need to keep costs down by using our staffing solutions. We therefore reduced the valuation allowance accordingly.

With regard to negative evidence, the Company did not have any material taxable temporary differences to offset deductible temporary differences and did not have any taxable income available for carryback to offset NOLs. As such, the primary focus of our analysis emphasized the current and prior two-year cumulative pretax income analysis, the full utilization of the federal net operating loss carryforward, and projections of future taxable income.

We are subject to income taxes in the U.S. and certain foreign jurisdictions. Significant judgment is required in determining our consolidated provision for income taxes and recording the related deferred tax assets and liabilities. In the ordinary course of our business there are many transactions and calculations where the ultimate tax determination is uncertain. An unrecognized tax benefit represents the difference between the recognition of benefits related to exposure items for income tax reporting purposes and financial reporting purposes. For the years ended December 31, 2022, December 31, 2023 and 2021, 2022, the unrecognized tax benefit is included in uncertain tax positions - non-current in the consolidated balance sheets. However, for the year ended December 31, 2021, \$0.4 million of the unrecognized tax benefit is classified as an offset to certain state NOLs within the deferred tax asset. As of December 31, 2022, December 31, 2023, total unrecognized tax benefits recorded was \$7.6 million \$10.6 million. We reserve for interest and penalties on exposure items, if applicable, which is recorded as a component of the overall income tax provision.

We are regularly under audit by tax authorities. Although the outcome of tax audits is always uncertain, we believe that we have appropriate support for the positions taken on our tax returns and that our annual tax provision includes amounts sufficient to pay any assessments. Nonetheless, the amounts ultimately paid, if any, upon resolution of the issues raised by the taxing authorities may differ materially from the amounts accrued for each year.

On December 14, 2023, the Financial Accounting Standards Board (FASB) issued Accounting Standards Update (ASU) No. 2023-09, *Income Taxes (Topic 740): Improvements to Income Tax Disclosures*, to increase the disclosure requirements around rate reconciliation information and certain types of income taxes companies are required to pay. Companies will be required to provide a breakout of amounts paid for taxes between federal, state, and foreign taxing jurisdictions, rather than a lump sum amount, with additional detail required of those jurisdictions representing greater than five percent of the total by jurisdiction. Further, the rate reconciliation will require disaggregation into eight specific categories, with these categories further disaggregated by jurisdiction for amounts exceeding five percent of their domestic tax rate. The rate reconciliation also will need to disclose both dollar amounts and percentages. This guidance is effective for annual periods beginning after December 15, 2024. Early adoption is permitted. We expect to adopt this standard for our fiscal year ended December 31, 2025.

Effective January 1, 2024, many jurisdictions implemented the Pillar Two rules issued by the Organization for Economic Co-operation and Development. In general, large multinational entity groups with consolidated revenue in excess of EUR 750 in at least two of the preceding four years could be subject to the new rules in jurisdictions with an effective tax rate below fifteen percent. We currently do not operate in any jurisdictions that have implemented the Pillar Two rules, but jurisdictions may adopt retroactive to January 1, 2024. We do not expect the adoption of the Pillar Two rules by any jurisdiction in which we currently operate to have a material impact on our financial statements.

Seasonality

See Item 1. Business.

Inflation

We do not believe that inflation had a significant impact on our results of operations for the periods presented. On an ongoing basis, we seek to ensure that billing rates reflect increases in costs due to inflation. In addition, we attempt to minimize any residual impact on our operating results by controlling operating costs.

Recent Accounting Pronouncements

See Note 2 - Summary of Significant Accounting Policies to our consolidated financial statements.

Stockholders' Equity

See Note 14 - Stockholders' Equity to our consolidated financial statements.

Transactions with Related Parties

See Note 16 - Related Party Transactions to our consolidated financial statements.

Item 7A. Quantitative and Qualitative Disclosures about Market Risk.

Interest Rate Risk

We are exposed to variable interest rate risk associated with our Term Loan Agreement entered into on June 8, 2021 and our Loan Agreement entered into on October 25, 2019. These agreements charge This agreement charges interest at a rate based on either SOFR LIBOR, or Base Rate (as defined in the respective agreements) agreement) plus an applicable margin. Our Term Loan Agreement, entered into on June 8, 2021, was repaid and terminated on June 30, 2023.

A 1% change in interest rates would have resulted in interest expense fluctuating approximately \$1.5 \$0.6 million and \$1.1 million \$1.5 million, respectively, for the years ended December 31, 2022, December 31, 2023 and 2021, 2022. See Note 8 - Debt to our consolidated financial statements.

Foreign Currency Risk

We have minor exposure to the impact of foreign currency fluctuations. Approximately 1% of selling, general and administrative expenses are related to certain software development and information technology support provided by our employees in Pune, India. Changes in foreign currency exchange rates impact translations of foreign denominated assets and liabilities into U.S. dollars and future earnings and cash flows from transactions denominated in different currencies. We have not entered into any foreign currency hedges.

Our international operations transact business in their functional currency. As a result, fluctuations in the value of foreign currencies against the U.S. dollar have an impact on reported results. Expenses denominated in foreign currencies are translated into U.S. dollars at monthly average exchange rates prevailing during the period. Consequently, as the value of the U.S. dollar changes relative to the currencies of our non-U.S. markets, our reported results vary.

Fluctuations in exchange rates also impact the U.S. dollar amount of stockholders' equity. The assets and liabilities of our non-U.S. subsidiaries are translated into U.S. dollars at the exchange rate in effect at the end of a reporting period. The resulting translation adjustments are recorded in stockholders' equity, as a component of accumulated other comprehensive loss, included in other stockholders' equity in our consolidated balance sheets.

Item 8. Financial Statements and Supplementary Data.

See Item 15 – Exhibits, Financial Statement Schedules of Part IV of this Annual Report on Form 10-K.

Item 9. Changes in and Disagreements with Accountants on Accounting and Financial Disclosure.

None.

Item 9A. Controls and Procedures.

Evaluation of Disclosure Controls and Procedures

We carried out an evaluation, under the supervision and with the participation of our Chief Executive Officer and Chief Financial Officer, of the effectiveness of the design and operation of our "disclosure controls and procedures" (as defined in Rules 13a-15(e) and 15d-15(e) of the Securities Exchange Act of 1934, as amended, or the Exchange Act), as of the end of the period covered by this report. Based upon the evaluation, our Chief Executive Officer and Chief Financial Officer concluded that our disclosure controls and procedures are effective. Disclosure controls and procedures are designed to ensure that information required to be disclosed in our reports filed or submitted under the Exchange Act is recorded, processed, summarized, communicated to management, including the Chief Executive Officer and the Chief Financial Officer, and reported within the time periods specified in the SEC's rules and forms. The disclosure controls and procedures are designed to ensure that information required to be disclosed by us in reports required under the Exchange Act of 1934, as amended, is accumulated and communicated to our management, including the Chief Executive Officer and Chief Financial Officer, in order to allow timely decisions regarding any required disclosure.

Changes in Internal Control Over Financial Reporting

There were no changes in our internal control over financial reporting as defined in Exchange Act Rules 13a-15(f) during 2022 2023 that have materially affected, or are reasonably likely to materially affect, our internal control over financial reporting.

Management's Report on Internal Control Over Financial Reporting

Our management is responsible for establishing and maintaining adequate internal control over financial reporting (as defined in Rule 13a-15(f) and Rule 15d-15(f) under the Exchange Act). Our internal control system is designed to provide reasonable assurance regarding the reliability of financial reporting and the preparation of financial statements for external purposes in accordance with generally accepted accounting principles. Because of its inherent limitations, internal control over financial reporting may not prevent or detect misstatements. Projections of any evaluation of effectiveness to future periods are subject to the risks that controls may become inadequate because of changes in conditions or that the degree of compliance with the policies or procedures may deteriorate.

Management conducted an evaluation of the effectiveness of our internal control over financial reporting as of December 31, 2022 December 31, 2023. In making this assessment, management used the criteria set forth by the Committee of Sponsoring Organizations of the Treadway Commission, or COSO, in the Internal Control-Integrated Framework (2013 framework).

Due to the timing of all of the 2022 acquisitions and as allowed under SEC guidance, management's assessment of and conclusion regarding the design and effectiveness of internal control over financial reporting excluded the internal control over financial reporting of the acquired businesses, which is relevant to our 2022 consolidated financial statements as of and for the year ended December 31, 2022. The financial statements of the acquisitions constitute approximately 6% of total assets and less than 1% of revenues from services of the consolidated financial statement amounts as of and for the year ended December 31, 2022.

Based on its evaluation, management concluded that, as of December 31, 2022 December 31, 2023, our internal control over financial reporting is effective based on the specific criteria.

Attestation Report of Independent Registered Public Accounting Firm

The effectiveness of our internal control over financial reporting as of December 31, 2022 December 31, 2023 has been audited by Deloitte & Touche LLP, an independent registered public accounting firm, as stated in their report which appears in Part IV, Item 15 of this report.

Item 9B. Other Information.**None. Trading Plans**

Certain directors and officers (as defined in Rule 16a-1(f) under the Securities Exchange Act of 1934, as amended (the Exchange Act)) of the Company may execute purchases and sales of the Company's common stock through Rule 10b5-1 and non-Rule 10b5-1 equity trading plans. Pursuant to Item 408(a) of Regulation S-K, we are required to disclose whether any director or officer adopted or terminated a Rule 10b5-1 trading arrangement or non-Rule 10b5-1 trading arrangement (as that term is defined in Item 408(c) of Regulation S-K) during the most recently completed quarter.

During the three months ended December 31, 2023, neither the Company nor any of its Section 16 officers or directors adopted, modified, or terminated any contract, instruction, or written plan for the purchase or sale of the Company's securities, under either a Rule 10b5-1 trading arrangement or a non-Rule 10b5-1 trading arrangement (in each case, as defined in Item 408(a) of Regulation SK).

Item 9C. Disclosure Regarding Foreign Jurisdictions that Prevent Inspections.

Not applicable.

PART III**Item 10. Directors, Executive Officers and Corporate Governance.**

Information with respect to directors, executive officers and corporate governance is included in our Definitive Proxy Statement for the 2023 2024 Annual Meeting of Stockholders (Proxy Statement) to be filed pursuant to Regulation 14A with the SEC not later than 120 days after the close of the fiscal year covered by this Annual Report on Form 10-K and such information is incorporated herein by reference.

Item 11. Executive Compensation.

Information with respect to executive compensation is included in our Proxy Statement to be filed with the SEC not later than 120 days after the close of the fiscal year covered by this Annual Report on Form 10-K and such information is incorporated herein by reference.

The Company's Board of Directors has adopted a Compensation Recoupment Policy that complies with the requirements of the Nasdaq Listing Rules. Under the policy, we generally are required to take reasonably prompt action to recover erroneously awarded incentive-based compensation from the covered persons subject to the policy if we are required to prepare an accounting restatement due to our material noncompliance with financial reporting requirements under the securities laws. A copy of the Compensation Recoupment Policy, which became effective on December 1, 2023, is filed as Exhibit 97.1 to this Annual Report on Form 10-K.

Item 12. Security Ownership of Certain Beneficial Owners and Management and Related Stockholders Matters.

Information with respect to beneficial ownership of our common stock is included in our Proxy Statement to be filed with the SEC not later than 120 days after the close of the fiscal year covered by this Annual Report on Form 10-K and such information is incorporated herein by reference.

With respect to equity compensation plans as of December 31, 2022 December 31, 2023, see table below:

| Plan Category | Number of securities to be issued upon exercise of outstanding options, warrants and rights (a) | Weighted-average exercise price of outstanding options, warrants and rights (b) | Number of securities remaining available for future issuance under equity compensation plans (excluding securities reflected in column (a)) (c) ⁽¹⁾ |
|--|---|---|--|
| Equity compensation plans approved by security holders | — | \$ — | 1,787,954 1,614,860 |
| Equity compensation plans not approved by security holders | None | N/A | N/A |
| Total | — | \$ — | 1,787,954 1,614,860 |

⁽¹⁾ For Performance Stock Awards issued under the 2020 Omnibus Incentive Plans, we consider the expected number of shares that may be issued under the award to be outstanding. When the number of Performance Stock Awards have been determined, we true up the actual number of shares that were awarded and return any unawarded shares into shares available for issuance. Performance Stock Awards were issued under the 2020 Omnibus Incentive Plan beginning March 31, 2021. See Note 14 -

Stockholders' Stockholders' Equity to our consolidated financial statements.

Item 13. Certain Relationships and Related Transactions, and Director Independence.

Information with respect to certain relationships and related transactions, and director independence is included in our Proxy Statement to be filed with the SEC not later than 120 days after the close of the fiscal year covered by this Annual Report on Form 10-K and such information is incorporated herein by reference.

Item 14. Principal Accountant Fees and Services.

Information with respect to the fees and services of our principal accountant is included in our Proxy Statement to be filed with the SEC not later than 120 days after the close of the fiscal year covered by this Annual Report on Form 10-K and such information is incorporated herein by reference.

PART IV

Item 15. Exhibits, Financial Statement Schedules.

(a) Documents filed as part of the report.

(1) Consolidated Financial Statements

Report of Independent Registered Public Accounting Firm

Consolidated Balance Sheets as of December 31, 2022 December 31, 2023 and 2021 2022

Consolidated Statements of Operations and Comprehensive Income (Loss) for the Years Ended December 31, 2022 December 31, 2023, 2021, 2022, and 2020 2021

Consolidated Statements of Stockholders' Equity for the Years Ended December 31, 2022 December 31, 2023, 2021, 2022, and 2020 2021

Consolidated Statements of Cash Flows for the Years Ended December 31, 2022 December 31, 2023, 2021, 2022, and 2020 2021

Notes to Consolidated Financial Statements

(2) Financial Statements Schedule

Schedule II – Valuation and Qualifying Accounts for the Years Ended December 31, 2022 December 31, 2023, 2021, 2022, and 2020 2021

(3) Exhibits

EXHIBIT INDEX

| No. | Description |
|--------|---|
| 2.1 | Asset Purchase Agreement, by and among Cross Country Healthcare, Inc., Workforce Solutions Group, Inc., Health Talent Strategies, Inc., Talent Strategies, Inc., and Pamela Jung, dated June 8, 2021 (Previously filed as an exhibit to the Company's Form 8-K dated June 14, 2021 and incorporated by reference herein.) |
| 3.1 | Amended and Restated Certificate of Incorporation of the Registrant (Previously filed as an exhibit to the Company's Registration Statement on Form S-1/A, Commission File No. 333-64914, and incorporated by reference herein.) |
| 3.2 | Certificate of Correction to Amended and Restated Certificate of Incorporation of the Registrant (Previously filed as an exhibit to the Company's Form 10-K for the year ended December 31, 2017 and incorporated by reference herein.) |
| 3.3 | Amended and Restated By-laws of the Registrant (Previously filed as an exhibit to the Company's Form 8-K dated December 16, 2022 December 16, 2022 and incorporated by reference herein.) |
| 4.1 | Form of specimen common stock certificate (Previously filed as an exhibit to the Company's Registration Statement on Form S-1/A, Commission File No. 333-64914, and incorporated by reference herein.) |
| 4.2 # | 2014 Omnibus Incentive Plan - Restricted Stock Agreement Form (Previously filed as an exhibit to the Company's Form 10-Q for the quarter ended June 30, 2014 and incorporated by reference herein.) |
| 4.3 # | 2014 Omnibus Incentive Plan - Performance Share and Restricted Stock Agreement Form (Previously filed as an exhibit to the Company's Form 10-Q for the quarter ended June 30, 2014 and incorporated by reference herein.) |
| 4.4 | Description of the Company's Securities Registered Pursuant to Section 12 of the Securities Exchange Act of 1934 (Previously filed as an exhibit to the Company's Form 10-K for the year ended December 31, 2019 and incorporated by reference herein.) |
| 10.1 # | Cross Country, Inc. Deferred Compensation Plan (Previously filed as an exhibit to the Company's Form 10-K for the year ended December 31, 2002, and incorporated by reference herein.) |
| 10.2 | Lease Agreement between Cornerstone Opportunity Ventures, LLC and Cejka Search, Inc., dated February 2, 2007 (Previously filed as an exhibit to the Company's Form 10-K for the year ended December 31, 2006 and incorporated by reference herein.) |
| 10.3 | Second Amendment to Lease Agreement by and between Meridian Commercial Properties Limited Partnership and Cross Country Healthcare, Inc., dated February 17, 2007 (Previously filed as an exhibit to the Company's Form 10-K for the year ended December 31, 2006 and incorporated by reference herein.) |
| 10.4 | First Amendment to Lease Agreement dated as of September 1, 2007, by and between Cornerstone Opportunity Ventures, LLC and Cejka Search, Inc. (Previously filed as an exhibit to the Company's Form 10-Q for the quarter ended September 30, 2008 and incorporated by reference herein.) |
| 10.5 # | Form of Non-Employee Directors' Restricted Stock Agreement under Cross Country Healthcare, Inc. 2007 Stock Incentive Plan (Previously filed as an exhibit to the Company's 8-K dated May 15, 2007 and incorporated by reference herein.) |
| 10.6 # | Form of Stock Appreciation Rights Agreement under Cross Country Healthcare, Inc. 2007 Stock Incentive Plan (Previously filed as an exhibit to the Company's Form 8-K dated October 15, 2007 and incorporated by reference herein.) |
| 10.7 | Lease Agreement, dated July 18, 2013, between Peachtree II and III, LLC and MDA Holdings, Inc. (Previously filed as an exhibit to the Company's Form 10-Q for the quarter ended June 30, 2013 and incorporated by reference herein.) |
| 10.8 # | Amended and Restated Executive Severance Plan of Cross Country Healthcare, Inc. (Previously filed as an exhibit to the Company's Form 8-K dated May 28, 2010 and incorporated by reference herein.) |
| 10.9 | Fourth Amendment to Lease Agreement by and between Granite Meridian LLC and Cross Country Healthcare, Inc., dated September 29, 2015 (Previously filed as an exhibit to the Company's Form 8-K dated October 2, 2015 and incorporated by reference herein.) |
| 10.10 | Lease Agreement by and between Mainstreet CV North 40, LLC and Cross Country Healthcare, Inc., dated September 29, 2015 (Previously filed as an exhibit to the Company's Form 8-K dated October 2, 2015 and incorporated by reference herein.) |
| 10.11 | Asset Purchase Agreement between Mediscan, Inc. and Direct Ed Solutions, Inc. and Mihal Spiegel, dated August 19, 2014 (Previously filed as an exhibit to the Company's Form 8-K dated November 3, 2015 and incorporated by reference herein.) |
| 10.12 | Third Amendment to Lease Agreement between RNSI City Place Owner, LLC and Cejka Search, Inc., dated December 2, 2015 (Previously filed as an exhibit to the Company's Form 10-KA for the year ended December 31, 2015 and incorporated by reference herein.) |

EXHIBIT INDEX (CONTINUED)

| No. | Description |
|---------------|--|
| 10.13 | Amendment to Lease agreement between Mainstreet CV North 40, LLC and Cross Country Healthcare, Inc., dated September 19, 2016 (Previously filed as an exhibit to the Company's Form 10-Q for the quarter ended September 30, 2016 and incorporated by reference herein.) |
| 10.14 | Asset Purchase Agreement, dated June 13, 2017, among Cross Country Healthcare, Inc., as Buyer, Advantage RN, LLC, Advantage On Call, LLC, Advantage Locums, LLC, and Advantage RN Local Staffing, the Seller Parties, and Seller Representative (Previously filed as an exhibit to the Company's Form 8-K dated June 13, 2017 and incorporated by reference herein.) |
| 10.15 | Fourth Amendment to Lease Agreement between RNSI City Place Owner, LLC and Cejka Search, Inc., dated May 31, 2017 (Previously filed as an exhibit to the Company's Form 10-Q for the quarter ended September 30, 2017 and incorporated by reference herein.) |
| 10.16 # | Cross Country Healthcare, Inc. Executive Nonqualified Excess Plan Adoption Agreement (Previously filed as an exhibit to the Company's Form 10-K dated December 31, 2017 and incorporated by reference herein.) |
| 10.17 # | Employment Agreement between Cross Country Healthcare, Inc. and Kevin C. Clark, dated January 16, 2019 (Previously filed as an exhibit to the Company's Form 8-K dated January 16, 2019 and incorporated by reference herein.) |
| 10.18 # | Amendment and Restatement to Employment Agreement, dated January 31, 2019, by and between Cross Country Healthcare, Inc. and William J. Burns (Previously filed as an exhibit to the Company's Form 8-K dated January 31, 2019 and incorporated by reference herein.) |
| 10.19 # | Offer Letter between Cross Country Healthcare, Inc. and Buffy White, dated March 6, 2019 (Previously filed as an exhibit to the Company's Form 10-Q for the quarter ended September 30, 2019 and incorporated by reference herein.) |
| 10.20 # | Relocation Agreement between Cross Country Healthcare, Inc. and Buffy White, dated May 21 2019 (Previously filed as an exhibit to the Company's Form 10-Q for the quarter ended September 30, 2019 and incorporated by reference herein.) |
| 10.21 | ABL Credit Agreement, dated October 25, 2019, by and among Cross Country Healthcare, Inc. and certain of its domestic subsidiaries as borrowers, certain of its domestic subsidiaries as guarantors, the Lenders referenced therein, and Wells Fargo Bank, as agent (Previously filed as an exhibit to the Company's Form 8-K dated October 28, 2019 and incorporated by reference herein.) |
| 10.22 10.20 | Amendment No. 1 to ABL Credit Agreement, dated as of June 30, 2020, by and among Cross Country Healthcare, Inc. and certain of its domestic subsidiaries as borrowers or guarantors, PNC Bank, N.A., as lender, and Wells Fargo Bank, N.A., as administrative agent, collateral agent, and lender (Previously filed as an exhibit to the Company's Form 8-K dated June 30, 2020 and incorporated by reference herein.) |
| 10.23 10.21 # | Form of Non-Employee Directors' Restricted Stock Agreement under Cross Country Healthcare, Inc. 2020 Stock Incentive Plan (Previously filed as an exhibit to the Company's Form 10-Q for the quarter ended June 30, 2020 and incorporated by reference herein.) |
| 10.24 10.22 # | Offer Letter by and between Cross Country Healthcare, Inc. and John Martins (Previously filed as an exhibit to the Company's Form 8-K dated January 25, 2021 and incorporated by reference herein.) |
| 10.25 10.23 # | Employment Agreement by and between Cross Country Healthcare, Inc. and John Martins (Previously filed as an exhibit to the Company's Form 8-K dated January 25, 2021 and incorporated by reference herein.) |
| 10.26 10.24 # | Revised Offer Letter by and between Cross Country Healthcare, Inc. and Susan E. Ball, dated as of February 22, 2021 (Previously filed as an exhibit to the Company's Form 10-K filed February 25, 2021 and incorporated by reference herein.) |
| 10.27 10.25 # | Amendment and Restatement to Employment Agreement, dated February 22, 2021, by and between Cross Country Healthcare, Inc. and William J. Burns (Previously filed as an exhibit to the Company's Form 10-K filed February 25, 2021 and incorporated by reference herein.) |
| 10.28 10.26 | Amendment No. 2 to ABL Credit Agreement and Amendment No. 1 to Guaranty and Security Agreement, dated as of March 8, 2021, by and among Cross Country Healthcare, Inc. and certain of its domestic subsidiaries as borrowers or guarantors, PNC Bank N.A., as lender, and Wells Fargo Bank N.A., as administrative agent, collateral agent, and lender (Previously filed as an exhibit to the Company's Form 8-K dated March 10, 2021 and incorporated by reference herein.) |
| 10.29 10.27 # | Offer Letter by and between Cross Country Healthcare, Inc. and Phillip Noe (Previously filed as an exhibit to the Company's Form 8-K dated May 10, 2021 and incorporated by reference herein.) |
| 10.30 10.28 # | Employment Agreement by and between Cross Country Healthcare, Inc. and Phillip Noe (Previously filed as an exhibit to the Company's Form 8-K dated May 10, 2021 and incorporated by reference herein.) |
| 10.31 10.29 | Term Loan Credit Agreement, by and between Cross Country Healthcare, Inc. and the Lenders as defined therein, dated June 8, 2021 (Previously filed as an exhibit to the Company's Form 8-K dated June 14, 2021 and incorporated by reference herein.) |

EXHIBIT INDEX (CONTINUED)

| No. | Description |
|---------------|---|
| 10.32 10.30 | Amendment No. 3 to ABL Credit Agreement, by and among Cross Country Healthcare, Inc. and certain of its domestic subsidiaries as borrowers, certain of its domestic subsidiaries as guarantors, the Lenders (as defined therein), and Wells Fargo Bank, National Association as agent dated June 8, 2021 (Previously filed as an exhibit to the Company's Form 8-K dated June 14, 2021 and incorporated by reference herein.) |
| 10.33 10.31 | First Incremental Amendment to Term Loan Credit Agreement, by and among Cross Country Healthcare, Inc., the Guarantors (as defined therein), the Lenders (as defined therein), and Wilmington Trust, National Association, dated November 18, 2021 (Previously filed as an exhibit to the Company's Form 8-K dated November 19, 2021 and incorporated by reference herein.) |
| 10.34 10.32 | Amendment No. 4 to ABL Credit Agreement, by and among Cross Country Healthcare, Inc. and certain of its domestic subsidiaries as borrowers, certain of its domestic subsidiaries as guarantors, the Lenders (as defined therein), and Wells Fargo Bank, National Association as agent dated November 18, 2021 (Previously filed as an exhibit to the Company's Form 8-K dated November 19, 2021 and incorporated by reference herein.) |
| 10.35 10.33 # | Letter Agreement, dated as of January 14, 2022, by and between Cross Country Healthcare, Inc. and Kevin C. Clark (Previously filed as an exhibit to the Company's Form 8-K dated January 19, 2022 and incorporated by reference herein.) |
| 10.36 10.34 # | Employment Agreement, dated as of January 14, 2022, by and between Cross Country Healthcare, Inc. and John A. Martins (Previously filed as an exhibit to the Company's Form 8-K dated January 19, 2022 and incorporated by reference herein.) |
| 10.37 10.35 | Amendment No. 5 to ABL Credit Agreement and Amendment No. 2 to Guaranty and Security Agreement, dated as of March 21, 2022, by and among Cross Country Healthcare, Inc. and certain of its domestic subsidiaries as borrowers or guarantors, and Wells Fargo Bank N.A., as administrative agent, collateral agent, and lender (Previously filed as an exhibit to the Company's Form 8-K dated March 22, 2022 and incorporated by reference herein.) |
| 10.38 10.36 # | Offer Letter by and between Cross Country Healthcare, Inc. and Daniel J. White, dated as of April 5, 2022 April 5, 2022 (Previously filed as an exhibit to the Company's Form 10-Q for the quarter ended March 31, 2022 and incorporated by reference herein.) |
| 10.37 | Second Amendment to Term Loan Credit Agreement, by and among Cross Country Healthcare, Inc., the Guarantors (as defined therein), the Lenders (as defined therein), and Wilmington Trust, National Association, dated April 14, 2023 (Previously filed as an exhibit to the Company's Form 8-K dated April 18, 2023 and incorporated by reference herein.) |
| 10.38 | Amendment No. 6 to ABL Credit Agreement, dated as of September 29, 2023, by and among Cross Country Healthcare, Inc. and certain of its domestic subsidiaries as borrowers or guarantors, and Wells Fargo Bank National Association, as administrative agent, collateral agent, and lender (Previously filed as an exhibit to the Company's Form 8-K dated October 2, 2023 and incorporated by reference herein.) |
| 14.1 | Code of Ethics, revised November 15, 2021 (Previously, (Previously filed as an exhibit to the Company's Form 10-K filed February 28, 2022 February 28, 2022 and incorporated by reference herein.) |
| *21.1 | List of subsidiaries of the Registrant |
| *23.1 | Consent of Deloitte & Touche LLP, Independent Registered Public Accounting Firm |
| *31.1 | Certification Pursuant to Rule 13a-14(a)/15d-14(a) and pursuant to Section 302 of the Sarbanes-Oxley Act of 2002 by John A. Martins, President, Chief Executive Officer, Director (Principal Executive Officer) |
| *31.2 | Certification Pursuant to Rule 13a-14(a)/15d-14(a) and pursuant to Section 302 of the Sarbanes-Oxley Act of 2002 by William J. Burns, Executive Vice President, Chief Financial Officer (Principal Financial Officer) |
| **32.1 | Certification Pursuant to 18 U.S.C. Section 1350, as adopted pursuant to Section 906 of the Sarbanes-Oxley Act of 2002, by Kevin C. Clark, Co-Founder, John A. Martins, President, Chief Executive Officer, Director (Principal Executive Officer) |
| **32.2 | Certification Pursuant to 18 U.S.C. Section 1350, as adopted pursuant to Section 906 of the Sarbanes-Oxley Act of 2002, by William J. Burns, Executive Vice President, Chief Financial Officer (Principal Financial Officer) |
| *97.1# | Compensation Recoupment (Clawback) Policy |

EXHIBIT INDEX (CONTINUED)

| No. | Description |
|----------|--|
| *101.INS | XBRL Instance Document |
| *101.SCH | XBRL Taxonomy Extension Schema Document |
| *101.DEF | XBRL Taxonomy Extension Definition Linkbase Document |
| *101.LAB | XBRL Taxonomy Extension Label Linkbase Document |
| *101.CAL | XBRL Taxonomy Extension Calculation Linkbase Document |
| *101.PRE | PRE XBRL Taxonomy Extension Presentation Linkbase Document |
| 104 | Cover Page Interactive Data File (formatted as Inline XBRL and contained in Exhibit 101) |

Represents a management contract or compensatory plan or arrangement

* Filed herewith

** Furnished herewith

Item 16. Form 10-K Summary.

Not applicable.

SIGNATURES

Pursuant to the requirements of Section 13 or 15(d) of the Securities Exchange Act of 1934, the Registrant has duly caused this Report to be signed on its behalf by the undersigned, thereunto duly authorized.

CROSS COUNTRY HEALTHCARE, INC.

By: /s/ John A. Martins

Name: John A. Martins

Title: President & Chief Executive Officer

Principal Executive Officer

Date: February 23, 2023 February 22, 2024

Pursuant to the requirements of the Securities Exchange Act of 1934, this Report has been signed by the following persons in the capacities indicated and on the dates indicated:

| Signature | Title | Date |
|--------------------------------|--|----------------------------|
| /s/ John A. Martins | President & Chief Executive Officer | February 23, 2023 22, 2024 |
| John A. Martins | (Principal Executive Officer) | |
| /s/ William J. Burns | Executive Vice President & Chief Financial Officer | February 23, 2023 22, 2024 |
| William J. Burns | (Principal Financial Officer) | |
| /s/ James V. Redd III | Senior Vice President & Chief Accounting Officer | February 23, 2023 22, 2024 |
| James V. Redd III | (Principal Accounting Officer) | |
| /s/ Dwayne Allen | Director | February 23, 2023 22, 2024 |
| Dwayne Allen | | |
| /s/ Venkat Bhamidipati | Director | February 23, 2023 22, 2024 |
| Venkat Bhamidipati | | |
| /s/ W. Larry Cash | Director | February 23, 2023 22, 2024 |
| W. Larry Cash | | |
| /s/ Kevin C. Clark | Director | February 23, 2023 22, 2024 |
| Kevin C. Clark | | |
| /s/ Thomas C. Dircks | Director | February 23, 2023 |
| Thomas C. Dircks | | |
| /s/ Gale Fitzgerald | Director | February 23, 2023 22, 2024 |
| Gale Fitzgerald | | |
| /s/ Janice E. Nevin, M.D., MPH | Director | February 23, 2023 22, 2024 |
| Janice E. Nevin, M.D., MPH | | |
| /s/ Mark Perlberg | Director | February 23, 2023 22, 2024 |
| Mark Perlberg | | |

INDEX TO CONSOLIDATED FINANCIAL STATEMENTS

Cross Country Healthcare, Inc.

| | |
|---|------|
| Report of Independent Registered Public Accounting Firm (PCAOB ID No. 34) | F- 2 |
| Consolidated Balance Sheets as of December 31, 2022 December 31, 2023 and 2021 2022 | F- 4 |
| Consolidated Statements of Operations and Comprehensive Income (Loss) for the Years Ended December 31, 2022 December 31, 2023, 2021 2022, and 2020 2021 | F- 5 |
| Consolidated Statements of Stockholders' Equity for the Years Ended December 31, 2022 December 31, 2023, 2021 2022, and 2020 2021 | F- 6 |
| Consolidated Statements of Cash Flows for the Years Ended December 31, 2022 December 31, 2023, 2021 2022, and 2020 2021 | F- 7 |
| Notes to Consolidated Financial Statements | F- 8 |

Financial Statement Schedule

| | |
|---|-------|
| Schedule II – Valuation and Qualifying Accounts for the Years Ended December 31, 2022 December 31, 2023, 2021 2022, and 2020 2021 | II- 1 |
|---|-------|

Schedules not filed herewith are either not applicable, the information is not material, or the information is set forth in the consolidated financial statements or notes thereto.

REPORT OF INDEPENDENT REGISTERED PUBLIC ACCOUNTING FIRM

To the shareholders and the Board of Directors of Cross Country Healthcare, Inc.

Opinions on the Financial Statements and Internal Control over Financial Reporting

We have audited the accompanying consolidated balance sheets of Cross Country Healthcare, Inc. and subsidiaries (the "Company") as of December 31, 2022 December 31, 2023 and 2021 2022, the related consolidated statements of operations and comprehensive income, (loss), shareholders' stockholders' equity, and cash flows, for each of the three years in the period ended December 31, 2022 December 31, 2023, and the related notes and the schedule listed in the Index at Item 15 (collectively referred to as the "financial statements"). We also have audited the Company's internal control over financial reporting as of December 31, 2022 December 31, 2023, based on criteria established in *Internal Control — Integrated Framework* (2013) issued by the Committee of Sponsoring Organizations of the Treadway Commission (COSO).

In our opinion, the financial statements referred to above present fairly, in all material respects, the financial position of the Company as of December 31, 2022 December 31, 2023 and 2021 2022, and the results of its operations and its cash flows for each of the three years in the period ended December 31, 2022 December 31, 2023, in conformity with accounting principles generally accepted in the United States of America. Also, in our opinion, the Company maintained, in all material respects, effective internal control over financial reporting as of December 31, 2022 December 31, 2023, based on criteria established in *Internal Control — Integrated Framework* (2013) issued by COSO.

As described in Management's Report on Internal Control Over Financial Reporting, management excluded from its assessment the internal control over financial reporting for the 2022 acquisitions (collectively, the "Excluded Acquisitions"), which were acquired during the year ended December 31, 2022, and whose financial statements constitute approximately 6% of total assets, and less than 1% of revenue from services of the consolidated financial statement amounts as of and for the year ended December 31, 2022. Accordingly, our audit did not include the internal control over financial reporting at the Excluded Acquisitions. COSO.

Basis for Opinions

The Company's management is responsible for these financial statements, for maintaining effective internal control over financial reporting, and for its assessment of the effectiveness of internal control over financial reporting, included in the accompanying Management's Report on Internal Control over Financial Reporting. Our responsibility is to express an opinion on these financial statements and an opinion on the Company's internal control over financial reporting based on our audits. We are a public accounting firm registered with the Public Company Accounting Oversight Board (United States) (PCAOB) and are required to be independent with respect to the Company in accordance with the U.S. federal securities laws and the applicable rules and regulations of the Securities and Exchange Commission and the PCAOB. PCAOB.

We conducted our audits in accordance with the standards of the PCAOB. Those standards require that we plan and perform the audits to obtain reasonable assurance about whether the financial statements are free of material misstatement, whether due to error or fraud, and whether effective internal control over financial reporting was maintained in all material respects.

Our audits of the financial statements included performing procedures to assess the risks of material misstatement of the financial statements, whether due to error or fraud, and performing procedures to respond to those risks. Such procedures included examining, on a test basis, evidence regarding the amounts and disclosures in the financial statements. Our audits also included evaluating the accounting principles used and significant estimates made by management, as well as evaluating the overall presentation of the financial statements. Our audit of internal control over financial reporting included obtaining an understanding of internal control over financial reporting, assessing the risk that a material weakness exists, and testing and evaluating the design and operating effectiveness of internal control based on the assessed risk. Our audits also included performing such other procedures as we considered necessary in the circumstances. We believe that our audits provide a reasonable basis for our opinions. opinions.

Definition and Limitations of Internal Control over Financial Reporting

A company's internal control over financial reporting is a process designed to provide reasonable assurance regarding the reliability of financial reporting and the preparation of financial statements for external purposes in accordance with generally accepted accounting principles. A company's internal control over financial reporting includes those policies and procedures that (1) pertain to the maintenance of records that, in reasonable detail, accurately and fairly reflect the transactions and dispositions of the assets of the company; (2) provide reasonable assurance that transactions are recorded as necessary to permit preparation of financial statements in accordance with generally accepted accounting principles, and that receipts and

expenditures of the company are being made only in accordance with authorizations of management and directors of the company; and (3) provide reasonable assurance regarding prevention or timely detection of unauthorized acquisition, use, or disposition of the company's assets that could have a material effect on the financial statements.

Because of its inherent limitations, internal control over financial reporting may not prevent or detect misstatements. Also, projections of any evaluation of effectiveness to future periods are subject to the risk that controls may become inadequate because of changes in conditions, or that the degree of compliance with the policies or procedures may deteriorate.

Critical Audit **Matters Matter**

The critical audit matter communicated below is a matter arising from the current-period audit of the financial statements that was communicated or required to be communicated to the audit committee and that (1) relates to accounts or disclosures that are material to the financial statements and (2) involved our especially challenging, subjective, or complex judgments. The communication of critical audit matters does not alter in any way our opinion on the financial statements, taken as a whole, and we are not, by communicating the critical audit matter below, providing a separate opinion on the critical audit matter or on the accounts or disclosures to which it relates.

Insurance Claim Liabilities and Insurance Recovery Receivables — Refer to Notes 2 and 7 to the financial statements

Critical Audit Matter Description

The Company provides workers' compensation insurance coverage and professional liability coverage for eligible employees. The Company records its estimate of the ultimate cost of, and reserves for, workers' compensation and professional liability benefits based on actuarial models prepared by an independent actuary using the Company's loss history as well as industry statistics. **The Company's consolidated balance sheet as of December 31, 2022 includes short-term and long-term accruals for workers' compensation and professional liability claims of \$15.9 million and \$32.5 million, respectively.**

We identified the insurance claim liabilities **and insurance recovery receivables** for workers' compensation coverage and professional liability coverage as a critical audit matter because of the significant assumptions made by management **and the specialized actuarial skill and knowledge required to assess the assumptions** in estimating the **liability, liability and receivables**. This required a moderate degree of auditor judgment as well as increased effort, including the involvement of actuarial specialists in performing procedures to evaluate the reasonableness of management's judgement in estimating the **liability, liability and receivable**.

How the Critical Audit Matter Was Addressed in the Audit

Our audit procedures related to insurance **claims claim** liabilities **and insurance recovery receivables** for workers' compensation coverage and professional liability coverage included the following, among others:

- We tested the effectiveness of controls related to insurance claim liabilities **and insurance recovery receivables**, including those over the assumptions used to estimate the insurance claim **liabilities, liabilities and insurance recovery receivables**.
- We tested the underlying data, **including historical claims**, that served as the basis for the actuarial analysis **including historical paid claims**, to test that the inputs to the actuarial estimate were complete and accurate.
- **We involved** With the assistance of our actuarial **specialists with specialized skill, industry knowledge, specialist**, we evaluated the reasonableness of the actuarial methods and **relevant experience who assisted in:** assumptions used by management to estimate the insurance claim liabilities and insurance recovery receivables by:
 - Comparing **prior year prior-year assumptions** of expected development and ultimate loss to actuals incurred during the current year to identify potential bias in the determination of the insurance claim **liabilities, liabilities and insurance recovery receivables**.
 - Developing an independent range of estimates of the insurance claim liabilities **and insurance recovery receivables**, utilizing paid and reported loss development factors from the Company's historical data and industry loss development **factors, factors and comparing our estimates to management's estimates**.
 - Evaluating qualifications of the Company's actuaries by assessing the certifications and determining whether they meet the Qualification Standards of the American Academy of Actuaries to render the statements of actuarial opinion in their analyses.

/s/ Deloitte & Touche LLP

Boca Raton, Florida

February **23, 2023 22, 2024**

We have served as the Company's auditor since 2015.

CROSS COUNTRY HEALTHCARE, INC.
CONSOLIDATED BALANCE SHEETS
(amounts in thousands, except for share data)

| | | December 31, | | December 31, | |
|-----------------|-----------------|--------------|------|--------------|------|
| | | 2022 | 2021 | 2023 | 2022 |
| Assets | Assets | | | | |
| Current assets: | Current assets: | | | | |

| | | | |
|---|-------------------------------------|-----------|-----------|
| Cash and cash equivalents | Cash and cash equivalents | \$ 3,604 | \$ 1,036 |
| Accounts receivable, net of allowances of \$14,696 in 2022 and \$6,881 in 2021 | | 641,611 | 493,910 |
| Accounts receivable, net of allowances of \$20,547 in 2023 and \$14,696 in 2022 | | | |
| Income taxes receivable | | | |
| Income taxes receivable | | | |
| Income taxes receivable | Income taxes receivable | 10,915 | — |
| Prepaid expenses | Prepaid expenses | 11,067 | 7,648 |
| Insurance recovery receivable | Insurance recovery receivable | 7,434 | 5,041 |
| Other current assets | | | |
| Other current assets | | | |
| Other current assets | Other current assets | 1,042 | 638 |
| Total current assets | Total current assets | 675,673 | 508,273 |
| Property and equipment, net | Property and equipment, net | 19,662 | 15,833 |
| Operating lease right-of-use assets | Operating lease right-of-use assets | 3,254 | 7,488 |
| Goodwill | Goodwill | 163,268 | 119,490 |
| Other intangible assets, net | Other intangible assets, net | 44,723 | 48,244 |
| Other intangible assets, net | | | |
| Other intangible assets, net | | | |
| Non-current deferred tax assets | | 7,092 | 11,525 |
| Non-current insurance recovery receivable | | 23,058 | 13,998 |
| Deferred tax assets | | | |
| Deferred tax assets | | | |
| Deferred tax assets | | | |
| Insurance recovery receivable | | | |
| Cloud computing | | | |
| Other non-current assets | | 11,109 | 7,958 |
| Other assets | | | |
| Other assets | | | |
| Other assets | | | |
| Total assets | Total assets | \$947,839 | \$732,809 |
| Liabilities and Stockholders' Equity | | | |
| Equity | | | |
| Liabilities and Stockholders' Equity | | | |
| Equity | | | |

| Liabilities and Stockholders' Equity | Liabilities and Stockholders' Equity | | | |
|---|---------------------------------------|----------------------|-----------|--|
| Current liabilities: | Current liabilities: | Current liabilities: | | |
| Accounts payable and accrued expenses | Accounts payable and accrued expenses | \$185,507 | \$109,753 | |
| Accrued compensation and benefits | Accrued compensation and benefits | 72,605 | 65,580 | |
| Current portion of debt | | — | 4,176 | |
| Operating lease liabilities - current | | 4,132 | 4,090 | |
| Operating lease liabilities | | | | |
| Operating lease liabilities | | | | |
| Operating lease liabilities | | | | |
| Income tax payable | | 20 | 7,307 | |
| Current portion of earnout liability | | 7,500 | 7,500 | |
| Earnout liability | | | | |
| Earnout liability | | | | |
| Earnout liability | | | | |
| Other current liabilities | Other current liabilities | 1,876 | 1,364 | |
| Total current liabilities | Total current liabilities | 271,640 | 199,770 | |
| Non-current debt, less current portion | | 148,735 | 176,366 | |
| Operating lease liabilities - non-current | | 4,880 | 10,853 | |
| Debt | | | | |
| Operating lease liabilities | | | | |
| Non-current accrued claims | | 35,881 | 25,314 | |
| Non-current earnout liability | | 18,000 | 9,000 | |
| Accrued claims | | | | |
| Accrued claims | | | | |
| Accrued claims | | | | |
| Earnout liability | | | | |
| Uncertain tax positions - non-current | | 7,646 | 8,994 | |
| Other non-current liabilities | | 3,838 | 4,984 | |
| Uncertain tax positions | | | | |
| Uncertain tax positions | | | | |
| Uncertain tax positions | | | | |
| Other liabilities | | | | |
| Total liabilities | Total liabilities | 490,620 | 435,281 | |
| Commitments and contingencies | Commitments and contingencies | | | |
| Commitments and contingencies | | | | |
| Commitments and contingencies | | | | |

| | | | |
|---|--|-----------|-----------|
| Stockholders' equity: | Stockholders' equity: | | |
| Common stock—\$0.0001 par value; 100,000,000 shares authorized; 36,302,618 and 37,023,644 shares issued and outstanding at December 31, 2022 and 2021, respectively | | 4 | 4 |
| Stockholders' equity: | | | |
| Stockholders' equity: | | | |
| Common stock—\$0.0001 par value; 100,000,000 shares authorized; 34,384,905 and 36,302,618 shares issued and outstanding at December 31, 2023 and 2022, respectively | | | |
| Additional paid-in capital | Additional paid-in capital | 292,876 | 321,552 |
| Accumulated other comprehensive loss | Accumulated other comprehensive loss | (1,387) | (1,293) |
| Retained earnings (accumulated deficit) | | 165,726 | (22,735) |
| Retained earnings | | | |
| Total stockholders' equity | Total stockholders' equity | 457,219 | 297,528 |
| Total stockholders' equity | | | |
| Total stockholders' equity | | | |
| Total liabilities and stockholders' equity | Total liabilities and stockholders' equity | \$947,839 | \$732,809 |

See accompanying notes.
F- 4

CROSS COUNTRY HEALTHCARE, INC.
CONSOLIDATED STATEMENTS OF OPERATIONS AND COMPREHENSIVE INCOME (LOSS)
(amounts in thousands, except per share data)

| | Year Ended December 31, | | |
|-----------------------|-------------------------|--------------|------------|
| | 2022 | 2021 | 2020 |
| Revenue from services | \$ 2,806,609 | \$ 1,676,652 | \$ 836,417 |
| Operating expenses: | | | |

| | | | |
|---|------------|------------|-------------|
| Direct operating expenses | 2,178,923 | 1,301,653 | 633,685 |
| Selling, general and administrative expenses | 324,209 | 215,292 | 173,809 |
| Bad debt expense | 9,609 | 4,783 | 3,035 |
| Depreciation and amortization | 12,576 | 9,852 | 12,671 |
| Acquisition and integration-related costs | 726 | 1,068 | 77 |
| Restructuring costs | 1,861 | 2,630 | 6,052 |
| Impairment charges | 5,597 | 2,070 | 16,248 |
| Total operating expenses | 2,533,501 | 1,537,348 | 845,577 |
| Income (loss) from operations | 273,108 | 139,304 | (9,160) |
| Other expenses (income): | | | |
| Interest expense | 14,391 | 6,866 | 2,890 |
| Loss on early extinguishment of debt | 3,728 | — | — |
| Other (income) expense, net | (1,336) | (770) | 280 |
| Income (loss) before income taxes | 256,325 | 133,208 | (12,330) |
| Income tax expense (benefit) | 67,864 | 1,206 | (188) |
| Consolidated net income (loss) | 188,461 | 132,002 | (12,142) |
| Less: Net income attributable to noncontrolling interest in subsidiary | — | — | 820 |
| Net income (loss) attributable to common stockholders | \$ 188,461 | \$ 132,002 | \$ (12,962) |
| Other comprehensive loss: | | | |
| Unrealized foreign currency translation loss, net of tax | (94) | (13) | (40) |
| Comprehensive income (loss) | \$ 188,367 | \$ 131,989 | \$ (12,182) |
| Less: Net income attributable to noncontrolling interest in subsidiary | — | — | 820 |
| Comprehensive income (loss) attributable to common stockholders | \$ 188,367 | \$ 131,989 | \$ (13,002) |
| Net income (loss) per share attributable to common stockholders - Basic | \$ 5.09 | \$ 3.60 | \$ (0.36) |
| Net income (loss) per share attributable to common stockholders - Diluted | \$ 5.02 | \$ 3.53 | \$ (0.36) |
| Revenue from services | | | |
| Revenue from services | | | |
| Revenue from services | | | |
| Operating expenses: | | | |
| Operating expenses: | | | |
| Operating expenses: | | | |
| Direct operating expenses | | | |
| Direct operating expenses | | | |
| Direct operating expenses | | | |
| Selling, general and administrative expenses | | | |
| Selling, general and administrative expenses | | | |
| Selling, general and administrative expenses | | | |
| Bad debt expense | | | |
| Bad debt expense | | | |
| Bad debt expense | | | |
| Depreciation and amortization | | | |

| |
|---|
| Depreciation and amortization |
| Depreciation and amortization |
| Restructuring costs |
| Restructuring costs |
| Restructuring costs |
| Legal settlement charges |
| Legal settlement charges |
| Legal settlement charges |
| Impairment charges |
| Impairment charges |
| Impairment charges |
| Total operating expenses |
| Total operating expenses |
| Total operating expenses |
| Income from operations |
| Income from operations |
| Income from operations |
| Other expenses (income): |
| Other expenses (income): |
| Other expenses (income): |
| Interest expense |
| Interest expense |
| Interest expense |
| Loss on early extinguishment of debt |
| Loss on early extinguishment of debt |
| Loss on early extinguishment of debt |
| Other expense (income), net |
| Other expense (income), net |
| Other expense (income), net |
| Income before income taxes |
| Income before income taxes |
| Income before income taxes |
| Income tax expense |
| Income tax expense |
| Income tax expense |
| Net income attributable to common stockholders |
| Net income attributable to common stockholders |
| Net income attributable to common stockholders |
| Other comprehensive income: |
| Other comprehensive income: |
| Other comprehensive income: |
| Unrealized foreign currency translation income (loss), net of tax |
| Unrealized foreign currency translation income (loss), net of tax |
| Unrealized foreign currency translation income (loss), net of tax |
| Comprehensive income |

| | | | | |
|--|---|--------|--------|--------|
| Comprehensive income | | | | |
| Comprehensive income | | | | |
| Net income per share attributable to common stockholders - Basic | | | | |
| Net income per share attributable to common stockholders - Basic | | | | |
| Net income per share attributable to common stockholders - Basic | | | | |
| Net income per share attributable to common stockholders - Diluted | | | | |
| Net income per share attributable to common stockholders - Diluted | | | | |
| Net income per share attributable to common stockholders - Diluted | | | | |
| Weighted average common shares outstanding: | | | | |
| Weighted average common shares outstanding: | | | | |
| Weighted average common shares outstanding: | Weighted average common shares outstanding: | | | |
| Basic | Basic | 37,012 | 36,689 | 36,088 |
| Basic | | | | |
| Basic | | | | |
| Diluted | | | | |
| Diluted | | | | |
| Diluted | Diluted | 37,536 | 37,392 | 36,088 |

See accompanying notes.

F- 5

CROSS COUNTRY HEALTHCARE, INC.
CONSOLIDATED STATEMENTS OF STOCKHOLDERS' EQUITY
(amounts in thousands)

| | Common Stock | | | | | | | Common Stock | Additional Paid-In Capital | Accumulated Other Comprehensive Loss, net | (Accumulated Deficit) Retained Earnings | Noncontrolling Interest in Subsidiary | Stockholders' Equity |
|-------------------------------|-----------------------------|---------|-----------------|-------------------------|-------------------|------------------------|------------|--------------|----------------------------|---|---|---------------------------------------|----------------------|
| | Shares | Dollars | Paid-In Capital | Comprehensive Loss, net | Retained Earnings | Interest in Subsidiary | | Shares | Paid-In Capital | Comprehensive Loss, net | Retained Earnings | Interest in Subsidiary | |
| Balances at December 31, 2019 | 35,871 | \$ 4 | \$ 305,643 | \$ (1,240) | \$ (141,775) | \$ 868 | \$ 163,500 | | | | | | |
| Balances at December 31, 2020 | | | | | | | | | | | | | |
| Balances at December 31, 2020 | | | | | | | | | | | | | |
| Balances at December 31, 2020 | | | | | | | | | | | | | |
| Vesting of restricted stock | Vesting of restricted stock | 306 | — | (658) | — | — | (658) | | | | | | |

| | | | | | | | |
|---|---|--------|---------|---------|-----------|----------|----------|
| Equity compensation | — | — | 5,403 | — | — | — | 5,403 |
| Foreign currency translation adjustment, net of taxes | — | — | — | (40) | — | — | (40) |
| Distribution to noncontrolling shareholder | — | — | — | — | — | (1,154) | (1,154) |
| Net (loss) income | — | — | — | — | (12,962) | 820 | (12,142) |
| Balances at December 31, 2020 | 36,177 | 4 | 310,388 | (1,280) | (154,737) | 534 | 154,909 |
| Vesting of restricted stock | | | | | | | |
| Vesting of restricted stock | Vesting of restricted stock | 479 | — | (2,230) | — | — | (2,230) |
| Equity compensation | Equity compensation | — | — | 6,894 | — | — | 6,894 |
| Equity compensation | | | | | | | |
| Equity compensation | | | | | | | |
| Foreign currency translation adjustment, net of taxes | Foreign currency translation adjustment, net of taxes | — | — | — | (13) | — | (13) |
| Foreign currency translation adjustment, net of taxes | | | | | | | |
| Foreign currency translation adjustment, net of taxes | | | | | | | |
| Acquisitions | | | | | | | |
| Acquisitions | | | | | | | |
| Acquisitions | Acquisitions | 368 | — | 6,500 | — | — | 6,500 |
| Dissolution of noncontrolling interest | Dissolution of noncontrolling interest | — | — | — | — | — | (324) |
| Distribution to noncontrolling shareholder | Distribution to noncontrolling shareholder | — | — | — | — | — | (210) |
| Net income | Net income | — | — | — | — | 132,002 | 132,002 |
| Balances at December 31, 2021 | Balances at December 31, 2021 | 37,024 | 4 | 321,552 | (1,293) | (22,735) | — |
| Vesting of restricted stock | Vesting of restricted stock | 499 | — | (5,267) | — | — | (5,267) |
| Vesting of restricted stock | | | | | | | |
| Vesting of restricted stock | | | | | | | |
| Equity compensation | | | | | | | |
| Equity compensation | | | | | | | |
| Equity compensation | | | | | | | |
| Stock repurchase and retirement | | | | | | | |
| Foreign currency translation adjustment, net of taxes | | | | | | | |
| Foreign currency translation adjustment, net of taxes | | | | | | | |

| | | | | | | | | |
|---|---|---------|------|------------|------------|------------|------|------------|
| Foreign currency translation adjustment, net of taxes | | | | | | | | |
| Acquisitions | | | | | | | | |
| Acquisitions | | | | | | | | |
| Acquisitions | | | | | | | | |
| Net income | | | | | | | | |
| Net income | | | | | | | | |
| Net income | | | | | | | | |
| Balances at | | | | | | | | |
| December 31, | | | | | | | | |
| 2022 | | | | | | | | |
| Vesting of restricted stock | | | | | | | | |
| Vesting of restricted stock | | | | | | | | |
| Vesting of restricted stock | | | | | | | | |
| Equity compensation | | | | | | | | |
| Equity compensation | | | | | | | | |
| Equity compensation | Equity compensation | — | — | 7,393 | — | — | — | 7,393 |
| Stock repurchase and retirement | Stock repurchase and retirement | (1,365) | — | (35,285) | — | — | — | (35,285) |
| Stock repurchase and retirement | | | | | | | | |
| Stock repurchase and retirement | | | | | | | | |
| Stock repurchase excise tax | | | | | | | | |
| Foreign currency translation adjustment, net of taxes | Foreign currency translation adjustment, net of taxes | — | — | — | (94) | — | — | (94) |
| Acquisitions | | 145 | — | 4,483 | — | — | — | 4,483 |
| Net income | Net income | — | — | — | — | 188,461 | — | 188,461 |
| Balances at December 31, 2022 | | 36,303 | \$ 4 | \$ 292,876 | \$ (1,387) | \$ 165,726 | \$ — | \$ 457,219 |
| Net income | | | | | | | | |
| Net income | | | | | | | | |
| Balances at | | | | | | | | |
| December 31, | | | | | | | | |
| 2023 | | | | | | | | |

See accompanying notes.
F- 6

CROSS COUNTRY HEALTHCARE, INC.
CONSOLIDATED STATEMENTS OF CASH FLOWS
(amounts in thousands)

Year Ended December 31,

Year Ended December 31,

| | | 2022 | 2021 | 2020 | | 2023 | 2022 | 2021 |
|--|--|------------|-----------|------------|---|------|------|------|
| Cash flows from operating activities | Cash flows from operating activities | | | | Cash flows from operating activities | | | |
| Consolidated net income (loss) | | \$ 188,461 | \$132,002 | \$(12,142) | | | | |
| Adjustments to reconcile net income (loss) to net cash provided by (used in) operating activities: | | | | | | | | |
| Consolidated net income | | | | | | | | |
| Adjustments to reconcile net income to net cash provided by (used in) operating activities: | | | | | Adjustments to reconcile net income to net cash provided by (used in) operating activities: | | | |
| Depreciation and amortization | Depreciation and amortization | 12,576 | 9,852 | 12,671 | | | | |
| Provision for allowances | | | | | | | | |
| Provision for allowances | | | | | | | | |
| Provision for allowances | Provision for allowances | 15,328 | 6,499 | 4,269 | | | | |
| Deferred income tax expense (benefit) | Deferred income tax expense (benefit) | 5,062 | (9,927) | (932) | | | | |
| Non-cash lease expense | Non-cash lease expense | 1,850 | 2,424 | 3,547 | | | | |
| Impairment charges | Impairment charges | 5,597 | 2,070 | 16,248 | | | | |
| Impairment charges | | | | | | | | |
| Impairment charges | | | | | | | | |
| Loss on early extinguishment of debt | Loss on early extinguishment of debt | 3,728 | — | — | | | | |
| Equity compensation | Equity compensation | 7,393 | 6,894 | 5,403 | | | | |
| Equity compensation | | | | | | | | |
| Equity compensation | | | | | | | | |
| Other non-cash costs | | | | | | | | |
| Other non-cash costs | | | | | | | | |
| Other non-cash costs | Other non-cash costs | 199 | 1,828 | 990 | | | | |
| Changes in operating assets and liabilities: | Changes in operating assets and liabilities: | | | | Changes in operating assets and liabilities: | | | |
| Accounts receivable | Accounts receivable | (153,229) | (318,420) | (4,745) | | | | |
| Prepaid expenses and other assets | Prepaid expenses and other assets | (6,915) | (3,364) | (2,083) | | | | |
| Income taxes | Income taxes | (20,111) | 7,488 | 1,348 | | | | |

| | | | | |
|---|---|-----------|----------|---------|
| Accounts payable and accrued expenses | Accounts payable and accrued expenses | 79,712 | 83,286 | 7,239 |
| Operating lease liabilities | Operating lease liabilities | (4,962) | (6,753) | (5,872) |
| Other | Other | (639) | 503 | 1,263 |
| Net cash provided by (used in) operating activities | Net cash provided by (used in) operating activities | 134,050 | (85,618) | 27,204 |
| Cash flows from investing activities | Cash flows from investing activities | | | |
| Cash flows from investing activities | | | | |
| Cash flows from investing activities | | | | |
| Acquisitions, net of cash acquired | | | | |
| Acquisitions, net of cash acquired | | | | |
| Acquisitions, net of cash acquired | Acquisitions, net of cash acquired | (35,182) | (27,970) | — |
| Acquisition-related settlements | Acquisition-related settlements | 94 | 1,094 | — |
| Purchases of property and equipment | Purchases of property and equipment | (8,786) | (7,170) | (4,615) |
| Purchases of property and equipment | | | | |
| Purchases of property and equipment | | | | |
| Net cash used in investing activities | Net cash used in investing activities | (43,874) | (34,046) | (4,615) |
| Net cash used in investing activities | | | | |
| Net cash used in investing activities | | | | |
| Cash flows from financing activities | | | | |
| Cash flows from financing activities | | | | |
| Cash flows from financing activities | Cash flows from financing activities | | | |
| Proceeds from term loan | Proceeds from term loan | — | 175,000 | — |
| Principal payments on term loan | Principal payments on term loan | (100,438) | (688) | — |

| | | | | |
|---|---|-------------|-----------|-----------|
| Principal payments on note payable | Principal payments on note payable | (2,426) | (2,426) | (2,426) |
| Debt issuance costs | Debt issuance costs | (3,237) | (6,098) | (81) |
| Debt issuance costs | | | | |
| Debt issuance costs | | | | |
| Borrowings under Senior Secured Asset-Based revolving credit facility | | | | |
| Borrowings under Senior Secured Asset-Based revolving credit facility | | | | |
| Borrowings under Senior Secured Asset-Based revolving credit facility | Borrowings under Senior Secured Asset-Based revolving credit facility | 1,700,030 | 443,544 | 420,334 |
| Repayments on Senior Secured Asset-Based revolving credit facility | Repayments on Senior Secured Asset-Based revolving credit facility | (1,632,430) | (487,753) | (437,900) |
| Cash paid for shares withheld for taxes | Cash paid for shares withheld for taxes | (5,267) | (2,230) | (658) |
| Payment of contingent consideration | Payment of contingent consideration | (7,500) | — | (79) |
| Cash payments to noncontrolling shareholder | | — | (210) | (1,153) |
| Stock repurchase and retirement | | | | |
| Stock repurchase and retirement | | | | |
| Stock repurchase and retirement | Stock repurchase and retirement | (35,285) | — | — |
| Other | Other | (1,046) | (45) | (47) |
| Net cash (used in) provided by financing activities | Net cash (used in) provided by financing activities | (87,599) | 119,094 | (22,010) |
| Effect of exchange rate changes on cash | Effect of exchange rate changes on cash | (9) | 6 | (11) |
| Effect of exchange rate changes on cash | | | | |
| Effect of exchange rate changes on cash | | | | |
| Change in cash and cash equivalents | | | | |
| Change in cash and cash equivalents | | | | |

| | | | | |
|---|---|-----------|----------|----------|
| Change in cash and cash equivalents | Change in cash and cash equivalents | 2,568 | (564) | 568 |
| Cash and cash equivalents at beginning of year | Cash and cash equivalents at beginning of year | 1,036 | 1,600 | 1,032 |
| Cash and cash equivalents at end of year | Cash and cash equivalents at end of year | \$ 3,604 | \$ 1,036 | \$ 1,600 |
| Supplemental disclosure of cash flow information: | Supplemental disclosure of cash flow information: | | | |
| Supplemental disclosure of cash flow information: | | | | |
| Supplemental disclosure of cash flow information: | | | | |
| Interest paid | Interest paid | \$ 12,859 | \$ 5,773 | \$ 2,666 |
| Income taxes paid | Income taxes paid | \$ 82,893 | \$ 3,608 | \$ 612 |

See accompanying notes.
F- 7

CROSS COUNTRY HEALTHCARE, INC.
NOTES TO CONSOLIDATED FINANCIAL STATEMENTS
DECEMBER 31, 2022 2023

1. Organization and Basis of Presentation

Nature of Business

Cross Country Healthcare, Inc. (the Company) provides total talent management services, including strategic workforce solutions, contingent staffing, permanent placement, and consultative services for healthcare customers. The Company places highly qualified healthcare professionals in virtually every specialty and area of expertise. Its diverse customer base includes both clinical and nonclinical settings, servicing both public and private acute care and non-acute care hospitals, outpatient clinics, ambulatory-care centers, single and multi-specialty physician practices, rehabilitation facilities, [Program of All-Inclusive Care for the Elderly \(PACE\) programs](#), urgent care centers, local and national healthcare systems, managed care providers, [both public schools](#) and charter schools, correctional facilities, government facilities, pharmacies, and many other healthcare providers.

The consolidated financial statements include the accounts of the Company and its direct and indirect wholly-owned subsidiaries, as well as Cross Country Talent Acquisition Group, LLC, which was a joint venture controlled by the Company but not wholly owned. The Company recorded the ownership interest of the noncontrolling shareholder as noncontrolling interest in subsidiary. Effective December 31, 2020, the sole professional staffing services agreement held by this joint venture was terminated and, as a result, the Company dissolved Cross Country Talent Acquisition Group, LLC in the third quarter of 2021. All intercompany transactions and balances have been eliminated in consolidation.

Certain prior year amounts have been reclassified to conform to the current year presentation. See the consolidated balance sheets [statements of stockholders' equity](#), and statements of [cash flows](#), [operations](#) and [comprehensive income](#), [Note 5 - Goodwill, Trade Names, and Other Intangible Assets](#), [Note 7 - Balance Sheet Details](#), [Details](#), and [Note 17 - Segment Data](#).

2. Summary of Significant Accounting Policies

Use of Estimates

The preparation of consolidated financial statements in conformity with United States generally accepted accounting principles (U.S. GAAP) requires management to make estimates and assumptions that affect the reported amounts in the consolidated financial statements and accompanying notes. Management has assessed various accounting estimates and other matters, including those that require consideration of forecasted financial information, [in context of the unknown future impacts of the global COVID pandemic](#) using information that is reasonably available to the Company at the time. Significant estimates and assumptions are used for, but not limited to: (i) the valuation of accounts receivable; (ii) goodwill, trade names, and other intangible assets; (iii) other long-lived assets; (iv) revenue recognition; (v) accruals for health, workers' compensation, and professional liability claims; (vi) valuation of

deferred tax assets; (vii) legal contingencies, and (viii) income taxes. Accrued insurance claims and reserves include estimated settlements from known claims and actuarial estimates for claims incurred but not reported. As additional information becomes available to the Company, its future assessment of these estimates including management's expectations at the time regarding the duration, scope, and severity of the pandemic, as well as other factors, could materially and adversely impact the Company's consolidated financial statements in future reporting periods. Actual results could differ from those estimates.

Risks and Uncertainties

The Company's future results of operations and liquidity could be materially adversely affected by macroeconomic factors contributing to delays in payments from customers and inflationary pressure, uncertain or reduced demand, and the impact of any initiatives or programs that the Company may undertake to address financial and operational challenges faced by its customers.

The Company is also subject to additional risks and uncertainties due to the ongoing COVID pandemic. The extent of the impact on the Company's business is highly uncertain and difficult to predict. See associated risk factors in Item 1A. Risk Factors in this Annual Report on Form 10-K.

Cash and Cash Equivalents

The Company considers all investments with original maturities of three months or less to be cash and cash equivalents. Interest income on cash and cash equivalents was immaterial for the years ended December 31, 2022, December 31, 2023, 2021, 2022, and 2020, 2021, and is included in other income (expense), net, in the consolidated statements of operations and comprehensive income (loss), income.

F- 8

CROSS COUNTRY HEALTHCARE, INC.
NOTES TO CONSOLIDATED FINANCIAL STATEMENTS
DECEMBER 31, 2022 2023

2. Summary of Significant Accounting Policies (continued)
Accounts Receivable, Allowance for Doubtful Accounts, and Concentration of Credit Risk

Accounts receivable potentially subject the Company to concentrations of credit risk. The Company generally does not require collateral and mitigates its credit risk by performing credit evaluations and monitoring at-risk accounts. The allowance for doubtful accounts is established for losses expected to be incurred on accounts receivable balances. Accounts receivable are written off against the allowance for doubtful accounts when the Company determines amounts are no longer collectible. Judgment is required in the estimation of the allowance and the Company evaluates the collectability of its accounts receivable based on a combination of factors. The Company bases its allowance for doubtful account estimates on its historical write-off experience, current conditions, an analysis of the aging of outstanding receivable and customer payment patterns, and specific reserves for customers in adverse condition adjusted for current expectations for the customers or industry. Based on the information currently available, the Company also considered current expectations of future economic conditions including the impact of the ongoing COVID pandemic, when estimating its allowance for doubtful accounts.

The opening balance of the allowance for doubtful accounts is reconciled to the closing balance for expected credit losses as follows:

| | | 2022 | 2021 | | |
|---------------------------------|---------------------------------|------------------------|---------------------------------|------------------------|------|
| | | 2023 | | 2023 | 2022 |
| Allowance for Doubtful Accounts | Allowance for Doubtful Accounts | (amounts in thousands) | Allowance for Doubtful Accounts | (amounts in thousands) | |
| Balance at January 1 | Balance at January 1 | \$ 6,087 | \$3,416 | | |
| Bad Debt Expense | Bad Debt Expense | 2,369 | 504 | | |
| Write-Offs, net of Recoveries | Write-Offs, net of Recoveries | (365) | (699) | | |
| Balance at March 31 | Balance at March 31 | 8,091 | 3,221 | | |
| Bad Debt Expense | Bad Debt Expense | 3,192 | 466 | | |
| Write-Offs, net of Recoveries | Write-Offs, net of Recoveries | (426) | (358) | | |

| | | | |
|-------------|-------------|----------|---------|
| Balance at | Balance at | | |
| June 30 | June 30 | 10,857 | 3,329 |
| Bad Debt | Bad Debt | | |
| Expense | Expense | 1,101 | 1,441 |
| Write-Offs, | Write-Offs, | | |
| net of | net of | | |
| Recoveries | Recoveries | (593) | (138) |
| Balance at | Balance at | | |
| September | September | | |
| 30 | 30 | 11,365 | 4,632 |
| Bad Debt | Bad Debt | | |
| Expense | Expense | 2,947 | 2,372 |
| Write-Offs, | Write-Offs, | | |
| net of | net of | | |
| Recoveries | Recoveries | (1,254) | (917) |
| Balance at | Balance at | | |
| December | December | | |
| 31 | 31 | \$13,058 | \$6,087 |

In addition to the allowance for doubtful accounts, the Company maintains a sales allowance for billing-related adjustments which may arise in the ordinary course of business and adjustments to the reserve are recorded as contra-revenue. The sales allowance balance of this allowance as of December 31, 2023 and December 31, 2022 and December 31, 2021 was \$1.6 \$0.9 million and \$0.8 \$1.6 million, respectively.

The Company's contract terms typically require payment between 30 to 60 days from the date of invoice and are considered past due based on the particular negotiated contract terms. The majority of the Company's customers are healthcare systems with a significant percentage in acute-care facilities. No single customer accounted for more than 10% of the Company's revenue for the years ended December 31, 2023, 2022, and 2021, or accounts receivable balance as of December 31, 2022 December 31, 2023 and 2021, 2022. In 2023 there was an increase in bad debt expense primarily driven by a deterioration in our accounts receivable aging stemming from a single MSP customer. Although the Company expects to recover the remaining balance, further reserves may be required in the event this customer does not continue making payments or revenue for the years ended December 31, 2022, 2021, and 2020. experiences a material deterioration in their financial condition.

Property and Equipment

Property and equipment are stated at cost, less accumulated depreciation. Depreciation is determined on a straight-line basis over the estimated useful lives of the assets, which generally range from three one to ten years. Leasehold improvements are depreciated over the shorter of 10 years or the term of the individual lease. On an annual basis, the Company reviews its property and equipment listings and disposes of assets that are no longer in use.

F- 9

CROSS COUNTRY HEALTHCARE, INC. NOTES TO CONSOLIDATED FINANCIAL STATEMENTS DECEMBER 31, 2022 2023

2. Summary of Significant Accounting Policies (continued)

Certain software development costs have been capitalized. Such costs include charges for consulting services and costs for Company personnel associated with programming, coding, and testing such software. Amortization of capitalized software costs is included in depreciation and amortization expense in the consolidated statements of operations and comprehensive income (loss) and begins when the software is ready for use. See Note 6 - Property and Equipment.

Cloud Computing Arrangements

Implementation costs associated with cloud computing arrangements are capitalized when incurred during the application development phase. In connection with the licensing of software products, the Company has entered into arrangements in which it does not take possession of the software; rather, the software application resides on the vendor's or a third-party's hardware, and the Company accesses and uses the software on an as-needed basis over the Internet or via a dedicated line. Therefore, the cloud computing arrangement does not give rise to an intangible asset. Costs are capitalized in accordance with the Company's policies for other capitalizable service costs. Amortization is calculated over the contractual term of the cloud computing arrangement and is included in selling, general and administrative expenses in the consolidated statements of operations and comprehensive income (loss). income. As of December 31, 2022 December 31, 2023 and 2021, 2022, the Company has a current asset of \$0.5 million included in prepaid expenses and a non-current asset of \$4.5 \$6.0 million and \$4.8 \$4.5 million, respectively, included in other non-current assets cloud computing in the consolidated balance sheets that have been capitalized in conjunction with implementations. Amortization of the cloud computing assets was \$0.5 million, \$0.6 million, and \$0.4 million for the years ended December 31, 2022 December 31, 2023, 2022, and 2021, respectively, and immaterial for the year ended December 31, 2020. respectively.

Leases

The Company determines whether an arrangement constitutes a lease at commencement. Operating leases are included in operating lease right-of-use assets, operating lease liabilities - current, and operating lease liabilities - non-current in the consolidated balance sheets. Finance leases are included in other **non-current** assets, other current liabilities, and other **long-term** liabilities in the consolidated balance sheets. See Note 9 - Leases.

Right-of-use assets are measured based on the corresponding lease liability adjusted for: (i) payments made to the lessor at or before the commencement date; (ii) initial direct costs; and (iii) tenant incentives under the lease. Rent expense commences when the lessor makes the underlying asset available to the Company. Lease liabilities are measured based on the present value of the total lease payments not yet paid discounted based on its incremental borrowing rate, as the rate implicit in the lease is not determinable. The Company estimates its incremental borrowing rate based on an analysis of publicly-traded debt securities of companies with credit and financial profiles similar to its own. The variable portion of the lease payments is not included in the right-of-use assets or lease liabilities. Rather, variable payments, other than those dependent upon an index or rate, are expensed when the obligation for those payments is incurred and are included in lease expense in selling, general and administrative expense in the consolidated statements of operations and comprehensive **income (loss), income**. Rent expense for operating lease payments is recognized on a straight-line basis over the lease term. The Company does not assume renewals or early terminations unless it is reasonably certain to exercise these options at commencement. **The Company has elected the practical expedient to not separate non-lease components from the lease components to which they relate, and instead account for each as a single lease component, for all of its underlying asset classes.** Accordingly, all expenses associated with a lease contract are accounted for as lease expenses.

The Company leases apartments for eligible field employees under short-term agreements (typically three to six months), which generally coincide with each employee's staffing contract. Costs relating to these leases are included in direct operating expenses in the consolidated statements of operations and comprehensive **income (loss), income**.

Business Combinations

BusinessHistorically, **business** combinations **are have been** accounted for at fair **value**. The associated acquisition costs are expensed as incurred and recorded as acquisition and integration-related costs; noncontrolling interests, if any, are reflected at fair value at using the acquisition date; restructuring costs associated method of accounting. Effective January 1, 2023, the Company accounts for business combinations in accordance with updated *Business Combinations* Topic 805. Contract assets and contract liabilities acquired in a business combination are **expensed**; contingent consideration is measured at fair value at recognized in accordance with *Revenue from Contracts with Customers* Topic 606. At the acquisition date, **related revenue contracts with changes in customers are accounted for as if the fair value after Company had originated the acquisition date affecting earnings; and goodwill is determined as the excess of the fair value of the consideration conveyed in the acquisition over the fair value of the net assets acquired. contracts.** The accounting for business combinations requires estimates and judgments as to expectations for future cash flows of the acquired business, and the allocation of those cash flows to identifiable intangible assets, in determining the estimated fair value for contract assets and liabilities acquired. The fair values assigned are recognized and measured consistent with how they were recognized and measured in the acquiree's financial statements, if those financial statements were prepared in accordance with GAAP. Contract assets and contract liabilities from other contracts to **tangible which Topic 606 applies are similarly recognized and intangible assets acquired and liabilities assumed are based on management's estimates and assumptions, including valuations that utilize customary valuation procedures and techniques. If the actual results differ from the estimates and judgments used in these estimates, the amounts recorded in measured. In circumstances where it is unable to assess whether the financial statements could result were prepared in a possible impairment of the intangible assets and goodwill or require acceleration of the amortization expense of**

F- 10

CROSS COUNTRY HEALTHCARE, INC. NOTES TO CONSOLIDATED FINANCIAL STATEMENTS DECEMBER 31, 2022 2023

2. Summary of Significant Accounting Policies (continued)

finite-lived intangible assets: accordance with GAAP, the Company considers contract terms and specifications to determine what should be recorded at the acquisition date. Other assets or liabilities that arise from revenue contracts with customers in accordance with Topic 606 are accounted for at fair value.

The associated acquisition costs are expensed as incurred and recorded as acquisition and integration-related costs. Restructuring costs associated with a business combination are expensed. The results of the acquired businesses' operations are included in the consolidated statements of operations and comprehensive income **(loss)** of the combined entity beginning on the date of acquisition. See Note 4 - Acquisitions.

Goodwill, Trade Names, and Other Intangible Assets

Goodwill represents the excess of purchase price and related costs over the fair value assigned to the net tangible and identifiable intangible assets of businesses acquired. Other identifiable intangible assets with definite lives are being amortized using the straight-line method over their estimated useful lives which have ranged from **21** to 16 years. Goodwill and certain intangible assets with indefinite lives are not amortized. Instead, these assets are reviewed for impairment annually at the beginning of the fourth quarter, and whenever circumstances change that would more likely than not reduce the fair value of a reporting unit below its carrying amount.

When reviewed, the Company has the option to first assess qualitative factors to determine whether it is more likely than not that the fair value of a reporting unit is less than its carrying amount, as a basis for determining whether it is necessary to perform the quantitative testing. If it is determined that a quantitative test is necessary or more efficient than a qualitative approach, the Company measures the fair value of its reporting units using a combination of income and market approaches.

The Company performs its annual review on October 1. If the **quantitative analysis is performed and the** reporting unit's carrying value exceeds its fair value, an impairment charge is recognized for the amount by which the carrying amount exceeds the reporting unit's fair value not to exceed the total amount of goodwill allocated to that reporting unit. Additionally, income tax effects from any **tax deductible tax-deductible** goodwill on the carrying amount of the reporting unit when measuring the goodwill impairment loss is considered, if applicable.

The Company determines its reporting units by identifying its operating segments and any component businesses and aggregates the component businesses if they have similar economic characteristics.

Management considers historical experience and all available information at the time the fair values of its reporting units are estimated. However, fair values that could be realized in an actual transaction may have differed from those used to evaluate the potential impairment of goodwill.

Long-lived assets and identifiable intangible assets with definite lives are evaluated for impairment. Long-lived assets and definite-lived intangible assets are reviewed for impairment whenever events or changes in circumstances indicate the carrying amount may not be recoverable.

Recoverability of long-lived assets is measured by a comparison of the carrying amount of the asset group to the future undiscounted net cash flow that is expected to be generated by those assets. If such assets are considered to be impaired, the impairment charge recognized is the amount by which the carrying amount of the assets exceeds the fair value of the assets.

Any related impairment losses are recognized in earnings and included in the caption impairment charges in the consolidated statements of operations and comprehensive income (loss). See Note 5 - Goodwill, Trade Names, and Other Intangible Assets.

Debt Discount and Debt Issuance Costs

Stated discounts on proceeds and other fees reimbursed to lenders were treated as a discount associated with the respective debt instrument and presented in the balance sheet as an offset to the carrying amount of the debt. Debt issuance costs associated with the revolving line-of-credit are presented as an asset, included in other non-current assets in on the balance sheet. Discounts are amortized to interest expense using the effective interest rate method, or a method that approximates the effective interest rate method, over the expected life of the debt.

F- 11

CROSS COUNTRY HEALTHCARE, INC. NOTES TO CONSOLIDATED FINANCIAL STATEMENTS DECEMBER 31, 2022 2023

2. Summary of Significant Accounting Policies (continued)

Sales and Other State Non-Income Tax Liabilities

The Company's sales and other state non-income tax filings are subject to routine audits by authorities in the jurisdictions where it conducts business in the United States which may result in assessments of additional taxes. The Company accrues sales and other state non-income tax liabilities based on the Company's best estimate of its probable liability utilizing currently available information and interpretation of relevant tax regulations. Given the nature of the Company's business, some significant subjectivity exists as to both whether sales and other state non-income taxes can be assessed on its activity and how the sales tax will ultimately be measured by the relevant jurisdictions. The Company makes a determination for each reporting period whether the estimates for sales and other non-income taxes in certain states should be revised. The expense is included in selling, general and administrative expenses on its consolidated statements of operations and comprehensive income (loss) and the liability is reflected in sales tax payable within other current liabilities in the consolidated balance sheets.

Insurance Claims

The Company provides workers' compensation insurance coverage, professional liability coverage, and healthcare benefits for eligible employees. The Company records its estimate of the ultimate cost of, and reserves for, workers' compensation and professional liability benefits based on actuarial models prepared or reviewed by an independent actuary using the Company's loss history as well as industry statistics. The healthcare insurance accrual is for estimated claims that have occurred but have not been reported and is based on the Company's historical claim submission patterns. Furthermore, in determining its reserves, the Company includes reserves for estimated claims incurred but not reported as well as unfavorable claims development.

Under circumstances such as in the Company's insured professional liability and workers' compensation policies, since a right of legal offset does not exist due to the fact that there are three parties to an incurred claim, the insured, the insurer, and the claimant, the related liability to the claimant should be classified separately on a gross basis with a separate related receivable from the insurer recognized as being due from insurance carriers. Accordingly, the Company's consolidated balance sheets as of December 31, 2022 December 31, 2023 and 2021 2022 reflect the related short-term liabilities in accrued compensation and benefits and the related long-term liabilities as non-current accrued claims, and the short-term and long-term receivable portion as insurance recovery receivable - current and the long-term portion as non-current insurance recovery receivable. receivable - non-current, respectively. See Note 7 - Balance Sheet Details. The ultimate cost of workers' compensation, professional liability, and health insurance claims will depend on actual amounts incurred to settle those claims and may differ from the amounts reserved by the Company for those claims.

Workers' compensation benefits are provided under a partially self-insured plan. The Company has letters of credit to guarantee payments of claims. At December 31, 2022 December 31, 2023 and 2021, 2022, the Company had outstanding approximately \$17.7 \$13.5 million and \$16.7 \$17.7 million, respectively, of standby letters of credit as collateral to secure the self-insured portion of this plan.

The Currently, the Company has occurrence-based claims-made primary professional liability policies that provide the Company and each working professional in its nurse and allied healthcare business with coverage. The Company has a claims-made professional liability policy for its physicians and advanced practitioners, with a \$0.5 million self-insured retention per claim. practitioners. At December 31, 2022 December 31, 2023 and 2021, 2022, the Company had outstanding \$0.4 \$0.3 million and \$1.5 \$0.4 million, respectively, of standby letters of credit as collateral to secure reimbursement of expenses under the existing plan.

Subject to certain limitations, the Company also has umbrella liability coverage for its working nurses and allied healthcare professionals. While this umbrella coverage does not extend to professional liability claims against its independent contractor physicians and advanced practitioners, it does cover claims brought against all of the Company's subsidiaries for non-

patient general liability.

Revenue Recognition

Revenue from the Company's services is recognized when control of the promised services **are is** transferred to the Company's customers, in an amount that reflects the consideration it expects to receive in exchange for the service. The Company has concluded that transfer of control of its staffing services, which represents the majority of its revenues, occurs over time as the services are provided.

The following is a description of the nature, amount, timing, and uncertainty of revenue and cash flows from which the Company generates revenue.

F- 12

CROSS COUNTRY HEALTHCARE, INC.
NOTES TO CONSOLIDATED FINANCIAL STATEMENTS
DECEMBER 31, 2022 2023

2. Summary of Significant Accounting Policies (continued)

Temporary Staffing Revenue

Revenue from temporary staffing is recognized as control of the services is transferred over time and is based on hours worked by the Company's field staff. The Company recognizes the majority of its revenue at the contractual amount the Company has the right to invoice for services completed to date. Generally, billing to customers occurs weekly, bi-weekly, or monthly and is aligned with the payment of services to the temporary staff. Accounts receivable includes estimated revenue for employees' and independent contractors' time worked but not yet invoiced. At **December 31, 2022** **December 31, 2023** and **December 31, 2021, 2022**, the Company's estimate of amounts that had been worked but had not been billed totaled **\$152.4** **\$89.9** million and **\$140.0** **\$152.4** million, respectively, and are included in accounts receivable in the consolidated balance sheets.

Other Services Revenue

The Company offers other optional services to its customers that are transferred over time including: managed service programs (MSP) providing agency services (as further described below in Gross Versus Net Policies), recruitment process outsourcing (RPO), other outsourcing services, and retained search services, as well as separately billable travel and housing costs, which in total amount to less than 5% of its consolidated revenue for the years ended **December 31, 2022** **December 31, 2023**, **2021, 2022**, and **2020, 2021**. Generally, billing and payment terms for MSP agency services **is are** consistent with temporary staffing as the customers are similar or the same. Revenue from these services **are is** recognized based on the contractual amount for services completed to date which best depicts the transfer of control of services. The Company does not, in the ordinary course of business, offer warranties or refunds.

Gross Versus Net Policies

The Company records revenue on a gross basis as a principal or on a net basis as an agent depending on the contracted arrangement, as follows:

Managed Service Programs (MSP)

The Company has certain contracts with healthcare facilities to provide comprehensive services through its MSPs. Under these contractual arrangements, the customer's orders are filled with either one of the **Company's** **Company's** healthcare professionals or a third **party's** **party's** healthcare professionals (subcontractors).

When its healthcare professional is staffed, the Company determined that it acts as a principal in the arrangement, as it is considered the employer of record. Accordingly, revenue is reported on a gross basis in the consolidated statements of operations and comprehensive **income (loss)**, **income**.

Alternatively, the Company determined that it acts as an agent in the arrangement when a subcontracted healthcare professional is staffed, as the Company does not control the services before they are transferred to the customer. Accordingly, revenue is reported on a net basis in the consolidated statements of operations and comprehensive **income (loss)**, **income**. The customer is invoiced for the hours worked by the subcontracted healthcare professional multiplied by the hourly bill rate. A subcontractor liability is recognized as a reduction of revenue, net of an administrative fee, and is generally payable after the Company has received payment from its customer. The Company's administrative fee is calculated as a percentage of the customer's invoice and is recognized over time as the services are rendered by the subcontracted healthcare professional. The Company does not collect or recognize an upfront placement fee.

Physician Staffing

The Physician Staffing business has contracts with its healthcare customers to provide temporary staffing services. The Company uses independent contractors for these services. The Company determined that it acts as a principal in these arrangements and, therefore, revenue is reported on a gross basis in the consolidated statements of operations and comprehensive **income (loss)**, **income**.

See Note 3 - Revenue Recognition for the **Company's** **Company's** revenues disaggregated by revenue source. Sales and usage-based taxes are excluded from revenue.

F- 13

CROSS COUNTRY HEALTHCARE, INC.

NOTES TO CONSOLIDATED FINANCIAL STATEMENTS
DECEMBER 31, 2022 2023

2. Summary of Significant Accounting Policies (continued)

Contract Costs

All contract fulfillment costs are expensed as incurred to direct operating expenses. There were no contract assets or material contract liabilities as of December 31, 2022 December 31, 2023 and 2021, 2022.

Practical Expedients and Exemptions

For the Company's contracts that have an original duration of one year or less, the Company uses the practical expedients and has elected to recognize any incremental costs of obtaining these contracts as expensed when incurred. Further, the Company does not disclose the value of unsatisfied performance obligations for: (i) contracts with an original expected length of one year or less; and (ii) contracts for which it recognizes revenue at the amount to which it has the right to invoice for services performed.

Share-Based Compensation

For the years ended December 31, 2022 December 31, 2023, 2021, 2022, and 2020, 2021, the Company granted performance-based stock awards and restricted stock for a fixed number of common shares to employees. The Company values its restricted stock awards and the fair value of its performance-based stock awards by reference to its stock price on the date of grant. The Company has elected to recognize compensation expense on a straight-line basis over the requisite service period of the entire award.

The Company granted performance-based stock awards to certain key personnel pursuant to its 2014 Omnibus Incentive Plan, amended and restated on May 23, 2017 (2017 Plan), and replaced by the 2020 Omnibus Incentive Plan, effective for awards granted after May 19, 2020, as described in Note 14 - Stockholders' Equity. Pursuant to the plans, the number of target shares that vest are determined based on the level of attainment of the targets. If a minimum level of performance is attained for the awards, restricted stock is issued based on the level of attainment. The Company recognizes performance-based restricted stock as compensation expense based on the most likely probability of attaining the prescribed performance and over the requisite service period beginning at its grant date and through the date the restricted stock vests.

Compensation expense related to share-based payments is included in selling, general and administrative expenses in the consolidated statements of operations and comprehensive income, (loss), and totaled \$6.6 million, \$7.4 million, \$6.9 million, and \$5.4 \$6.9 million during the years ended December 31, 2022 December 31, 2023, 2021, 2022, and 2020, 2021, respectively. See Note 14 - Stockholders' Equity.

Advertising

The Company's advertising expense consists of programmatic advertising, display, search, internet, social media, video, and promotional aids and materials. Advertising costs are expensed as incurred and totaled \$11.5 million, \$16.1 million, \$9.5 million, and \$6.2 million \$9.5 million for the years ended December 31, 2022 December 31, 2023, 2021, 2022, and 2020, 2021, respectively, and are included in selling, general and administrative expenses in the consolidated statements of operations and comprehensive income (loss), income.

Restructuring Costs

The Company considers restructuring activities to be programs whereby it fundamentally changes its operations, such as closing and consolidating facilities, reducing headcount, and realigning operations in response to changing market conditions. As a result, restructuring costs on the consolidated statements of operations and comprehensive income (loss) primarily include employee termination costs and lease-related exit costs.

F- 14

CROSS COUNTRY HEALTHCARE, INC.
NOTES TO CONSOLIDATED FINANCIAL STATEMENTS
DECEMBER 31, 2022 2023

2. Summary of Significant Accounting Policies (continued)

Reconciliations of the employee termination costs and lease-related exit costs beginning and ending liability balance is presented below:

| | Year Ended December 31, | | | | | |
|---|-------------------------------|-----------------------------|-------------------------------|-----------------------------|-------------------------------|-----------------------------|
| | 2022 | | 2021 | | 2020 | |
| | (amounts in thousands) | | | | | |
| | Employee Termination Costs | Lease-Related Exit Costs | Employee Termination Costs | Lease-Related Exit Costs | Employee Termination Costs | Lease-Related Exit Costs |
| Balance at beginning of period | \$ 160 | \$ 2,423 | \$ 499 | \$ 2,687 | \$ 386 | \$ 1,223 |
| Charged to restructuring ^(a) | 792 | 765 | 814 | 544 | 2,525 | 2,190 |
| Payments and adjustments | (153) | (992) | (1,153) | (808) | (2,412) | (726) |

| | | | | | | | | | | | | |
|--------------------------|----|-----|----|-------|----|-----|----|-------|----|-----|----|-------|
| Balance at end of period | \$ | 799 | \$ | 2,196 | \$ | 160 | \$ | 2,423 | \$ | 499 | \$ | 2,687 |
|--------------------------|----|-----|----|-------|----|-----|----|-------|----|-----|----|-------|

(a) Restructuring costs in the consolidated statements of operations and comprehensive income (loss) for the year ended December 31, 2022 include a benefit of \$1.4 million in the second quarter associated with the early termination of the lease for one of the Company's corporate offices which was previously restructured. Aside from what is presented in the table above, restructuring costs in the consolidated statements of operations and comprehensive income (loss) for the years ended December 31, 2021 and 2020 include \$1.3 million and \$1.1 million, respectively, and an immaterial amount for the year ended December 31, 2022, of ongoing lease costs related to the Company's strategic reduction in its real estate footprint, which are included as operating lease liabilities - current and non-current in our consolidated balance sheets. Other costs were immaterial for the years ended December 31, 2022, 2021, and 2020.

| | Year Ended December 31, | | | | | |
|--------------------------------|-------------------------------|-----------------------------|-------------------------------|-----------------------------|-------------------------------|-----------------------------|
| | 2023 | | 2022 | | 2021 | |
| | (amounts in thousands) | | | | | |
| | Employee Termination Costs | Lease-Related Exit Costs | Employee Termination Costs | Lease-Related Exit Costs | Employee Termination Costs | Lease-Related Exit Costs |
| Balance at beginning of period | \$ 799 | \$ 2,196 | \$ 160 | \$ 2,423 | \$ 499 | \$ 2,687 |
| Charged to restructuring | 2,491 | 62 | 792 | 765 | 814 | 544 |
| Payments and adjustments | (2,395) | (1,074) | (153) | (992) | (1,153) | (808) |
| Balance at end of period | \$ 895 | \$ 1,184 | \$ 799 | \$ 2,196 | \$ 160 | \$ 2,423 |

Income Taxes

Deferred income tax assets and liabilities are determined based upon differences between the financial reporting and tax basis of assets and liabilities, and are measured using the enacted tax rates and laws that will be in effect when the differences are expected to reverse.

The Company recognizes in its financial statements the impact of a tax position if that position is more likely than not of being sustained on audit, based on the technical merits of the position. The Company recognizes interest and penalties related to unrecognized tax benefits in the provision for income taxes.

The Company determines the need for a valuation allowance by assessing the probability of realizing deferred tax assets, taking into consideration all available positive and negative evidence, including historical operating results, expectations of future taxable income, carryforward periods available to the Company for tax reporting purposes, the evaluation of various income tax planning strategies, and other relevant factors. The Company maintains a valuation allowance when it is more likely than not that all or a portion of a deferred tax asset will not be realized based on consideration of all available evidence. Adjustments to the deferred tax valuation allowances are made to earnings in the period when such assessments are made. Significant judgment is required in making this assessment. See Note 13 - Income Taxes.

Comprehensive Income (Loss)

Total comprehensive income (loss) includes net income or loss and foreign currency translation adjustments, net of any related deferred taxes, and is included within the accompanying consolidated statements of operations and comprehensive income (loss). Certain of the Company's foreign subsidiaries use their respective local currency as their functional currency. Assets and liabilities of these operations are translated at the exchange rates in effect on the balance sheet date. Income statement items are translated at the average exchange rates for the period. The cumulative impact of currency fluctuations related to the balance sheet translation is included in accumulated other comprehensive loss in the accompanying consolidated balance sheets and was an unrealized loss of \$1.5 million at December 31, 2022, December 31, 2023 and \$1.3 million at December 31, 2021, 2022.

F- 15

CROSS COUNTRY HEALTHCARE, INC. NOTES TO CONSOLIDATED FINANCIAL STATEMENTS DECEMBER 31, 2022

2. Summary of Significant Accounting Policies (continued)

The income tax impact related to components of other comprehensive income (loss) for the years ended December 31, 2022, December 31, 2023, 2022 and 2021 is included in unrealized foreign currency translation loss, income (loss), net of tax in the consolidated statements of operations and comprehensive income (loss). There was no income tax impact related to components of other comprehensive income (loss) for the year ended December 31, 2020, income.

Fair Value Measurements

Financial Accounting Standards Board (FASB) guidance defines fair value, establishes a framework for measuring fair value under U.S. GAAP, and expands disclosures about fair value measurements. The Company's financial assets and liabilities required to be measured at fair value on a recurring basis were its: (i) deferred compensation asset and (ii) deferred compensation liability as of December 31, 2022, December 31, 2023. See Note 10 - Fair Value Measurements.

CROSS COUNTRY HEALTHCARE, INC.
NOTES TO CONSOLIDATED FINANCIAL STATEMENTS
DECEMBER 31, 2023

2. Summary of Significant Accounting Policies (continued)

Earnings Per Share

Basic earnings per share is computed by dividing net income available to common stockholders (numerator) by the weighted average number of vested unrestricted common shares outstanding during the period (denominator). Diluted earnings per share gives effect to all dilutive potential common shares outstanding during the period including stock appreciation rights and options and unvested restricted stock, as calculated utilizing the treasury stock method. See Note 15 - Earnings Per Share.

Recent Recently Adopted Accounting Pronouncements

On October 28, 2021, the FASB issued Accounting Standards Update (ASU) No. 2021-08, *Business Combinations (Topic 805): Accounting for Contract Assets and Contract Liabilities from Contracts with Customers*, which requires contract assets and contract liabilities such as deferred revenue acquired in a business combination to be recognized and measured by the acquirer on the acquisition date in accordance with **Accounting Standards Codification (ASC) ASC 606, Revenue from Contracts with Customers**. Generally, this amendment will result in the acquirer recognizing contract assets and contract liabilities at the same amounts recorded by the acquiree. Historically such amounts were recognized by the acquirer at fair value in acquisition accounting. This guidance is effective for fiscal years beginning after December 15, 2022, including interim periods within those fiscal years. The amendments should be applied prospectively to business combinations occurring on or after the effective date of the amendments. Early adoption is permitted, including adoption in an interim period. The Company **adopted this standard in the first quarter of 2023 and will apply the guidance to future acquisitions.**

Recent Accounting Pronouncements

On December 14, 2023, the FASB issued ASU No. 2023-09, *Income Taxes (Topic 740): Improvements to Income Tax Disclosures*, which requires that public business entities, on an annual basis, (1) disclose specific categories in the rate reconciliation and (2) provide additional information for reconciling items that meet a quantitative threshold (if the effect of those reconciling items is equal to or greater than five percent of the amount computed by multiplying pretax income (or loss) by the applicable statutory income tax rate). The amendments also require that all entities disclose, on an annual basis, disaggregated information regarding income taxes paid and income tax expense. This guidance is effective for annual periods beginning after December 15, 2024. The amendments should be applied prospectively, but retrospective application is permitted. Early adoption is permitted for annual financial statements that have not yet been issued or made available for issuance. The Company expects to adopt this standard **in for its first quarter** fiscal year ended December 31, 2025. The Company expects this ASU to only impact its disclosures with no impacts to results of **2023 as it relates to applicable acquisitions.** operations, cash flows, and financial condition.

On November 27, 2023, the FASB issued ASU No. 2023-07, *Segment Reporting (Topic 280): Improvements to Reportable Segment Disclosures*, which improves reportable segment disclosure requirements, primarily through enhanced disclosures about significant segment expenses, enhances interim disclosure requirements, clarifies circumstances in which an entity can disclose multiple segment measures of profit or loss, provides new segment disclosure requirements for entities with a single reportable segment, and requires certain disclosures related to the chief operating decision maker. This guidance is effective for fiscal years beginning after December 15, 2023, and interim periods within fiscal years beginning after December 15, 2024. The amendments should be applied retrospectively to all prior periods presented in the financial statements. Early adoption is permitted. The Company expects to adopt this standard for its fiscal year ended December 31, 2024. The Company expects this ASU to only impact its disclosures with no impacts to results of operations, cash flows, and financial condition.

3. Revenue Recognition

The Company's revenues from customer contracts are generated from temporary staffing services and other services. Revenue is disaggregated by segment in the following table. See Note 2 - Summary of Significant Accounting Policies.

| Year Ended December 31, 2022 | | |
|------------------------------|-----------|----------|
| Nurse | | |
| And Allied | Physician | Total |
| Staffing | Staffing | Segments |
| (amounts in thousands) | | |

| Year Ended December 31, 2023 | | | | | Year Ended December 31, 2023 | | | |
|---------------------------------|-----------------------------|--------------------|------------------|--------------------|---------------------------------|--|-----------------------|----------------|
| Nurse And Allied Staffing | | | | | Nurse And Allied Staffing | | Physician Staffing | Total Segments |
| (amounts in thousands) | | | | | (amounts in thousands) | | | |
| Temporary Staffing Services | Temporary Staffing Services | \$2,629,088 | \$101,440 | \$2,730,528 | | | | |
| Other Services | Other Services | 71,295 | 4,786 | 76,081 | | | | |
| Total | Total | <u>\$2,700,383</u> | <u>\$106,226</u> | <u>\$2,806,609</u> | | | | |

F- 16

CROSS COUNTRY HEALTHCARE, INC.
NOTES TO CONSOLIDATED FINANCIAL STATEMENTS
DECEMBER 31, 2022

3. Revenue Recognition (continued)

| Year Ended December 31, 2022 | | | | |
|------------------------------|--|---------------------------------|-----------------------|---------------------|
| | | Nurse And Allied Staffing | Physician Staffing | Total Segments |
| | | (amounts in thousands) | | |
| Temporary Staffing Services | | \$ 2,629,088 | \$ 101,440 | \$ 2,730,528 |
| Other Services | | 71,295 | 4,786 | 76,081 |
| Total | | <u>\$ 2,700,383</u> | <u>\$ 106,226</u> | <u>\$ 2,806,609</u> |

| Year Ended December 31, 2021 | | | | |
|------------------------------|--|---------------------------------|-----------------------|---------------------|
| | | Nurse And Allied Staffing | Physician Staffing | Total Segments |
| | | (amounts in thousands) | | |
| Temporary Staffing Services | | \$ 1,568,974 | \$ 67,843 | \$ 1,636,817 |
| Other Services | | 36,807 | 3,028 | 39,835 |
| Total | | <u>\$ 1,605,781</u> | <u>\$ 70,871</u> | <u>\$ 1,676,652</u> |

| Year Ended December 31, 2020 | | | | |
|------------------------------|--|---------------------------------|-----------------------|-------------------|
| | | Nurse And Allied Staffing | Physician Staffing | Total Segments |
| | | (amounts in thousands) | | |
| Temporary Staffing Services | | \$ 740,441 | \$ 64,819 | \$ 805,260 |
| Other Services | | 28,042 | 3,115 | 31,157 |
| Total | | <u>\$ 768,483</u> | <u>\$ 67,934</u> | <u>\$ 836,417</u> |

As a result of the Company modifying its reportable segments in 2021, Other Services in the amount of \$10.5 million included in the previously-reported Search segment have been reclassified to Nurse and Allied Staffing for the year ended December 31, 2020. See Note 17 - Segment Data.

4. Acquisitions

HireUp

On December 13, 2022, the Company purchased and acquired substantially all of the assets and assumed certain liabilities of HireUp Leadership Inc. (HireUp) for a purchase price of \$6.0 million in cash, subject to adjustment, and \$0.8 million in shares (or 29,811 shares) of the Company's common stock. The transaction was treated as a purchase of assets for income tax purposes.

The sellers **are were** eligible to receive up to an additional \$8.0 million **total** in earnout cash consideration based on HireUp's revenues and Adjusted EBITDA for each of the twelve-month periods ending on the first and second anniversaries of the first day after the closing date. **Quarterly throughout 2023, the Company performed analyses using multiple updated forecast scenarios and determined that the earnout would only be partially achieved. As a result, the Company recognized a decrease in the fair value of the related liabilities in the second and third quarters of 2023. The** **earnout liability** **of \$1.9 million** is included in **non-current** the current portion of earnout liability on the consolidated balance sheets. See Note 10 - Fair Value Measurements.

\$14.5

F- 17

CROSS COUNTRY HEALTHCARE, INC.
NOTES TO CONSOLIDATED FINANCIAL STATEMENTS
DECEMBER 31, 2023

4. Acquisitions (continued)

During the quarter ended March 31, 2023, the Company assigned the following values to other identifiable intangible assets: (i) \$0.9 million **has been** to trade names with a weighted average estimated useful life of 2 years; (ii) \$2.5 million to a customer list with a weighted average estimated useful life of 10 years; and (iii) \$3.5 million to a database with a weighted average estimated useful life of 7 years, for a total of \$6.9 million in definite life intangible assets with a weighted average estimated useful life of 7 years.

The remaining excess purchase price over the fair value of net assets acquired of \$1.6 million was recorded as goodwill on the Company's consolidated balance **sheet**. sheets. See Note 5 - Goodwill, Trade Names, and Other Intangible Assets.

Mint

On October 3, 2022, the Company purchased and acquired substantially all of the assets and assumed certain liabilities of Mint Medical Physician Staffing, LP and Lotus Medical Staffing LLC (collectively, Mint) for a purchase price of \$27.0 million in cash, subject to adjustment, and \$3.6 million in shares (or 114,278 shares) of the Company's common stock. The transaction was treated as a purchase of assets for income tax purposes.

The sellers are eligible to receive up to an additional \$10.0 million in earnout cash consideration based on Mint's revenues and gross profit for each of the twelve-month periods ending on the first and second anniversaries of the first day of the calendar month following the closing date. **The** in the fourth quarter of 2023, the Company performed the earnout **liability** calculation for the first measurement period, resulting in an earnout of \$4.9 million, which is included in the current portion of earnout liability, and the long-term portion of the liability of \$5.0 million is included in the non-current portion of earnout liability on the consolidated balance sheets. The earnout for the first measurement period was paid in the first quarter of 2024. See Note 10 - Fair Value Measurements.

\$35.2 During the quarter ended March 31, 2023, the Company assigned the following values to other identifiable intangible assets: (i) \$0.4 million **has been** to trade names with a weighted average estimated useful life of 1 year; (ii) \$2.3 million to a customer list with a weighted average estimated useful life of 11 years; and (iii) \$12.4 million to a database with a weighted average estimated useful life of 7 years, for a total of \$15.1 million in definite life intangible assets with a weighted average estimated useful life of 7 years. The remaining excess purchase price over the fair value of net assets acquired of \$20.1 million was recorded as goodwill on the Company's consolidated balance **sheet**.

F- 17

CROSS COUNTRY HEALTHCARE, INC.
NOTES TO CONSOLIDATED FINANCIAL STATEMENTS
DECEMBER 31, 2022

4. Acquisitions (continued)

sheets. See Note 5 - Goodwill, Trade Names, and Other Intangible Assets.

Local Business

On December 15, 2022, the Company purchased and acquired certain assets and assumed certain liabilities of an Ohio based business for a purchase price of \$2.0 million in cash, subject to customary **post closing** **post-closing** adjustments.

An immaterial amount has been recorded as goodwill on the Company's consolidated balance sheet.

These transactions were **The transaction was** treated as a purchase of assets for income tax **purposes.**The Company has not completed its valuation of assets acquired **purposes.**

During the quarter ended March 31, 2023, an immaterial amount was recorded as goodwill on the Company's consolidated balance sheets. See Note 5 - Goodwill, Trade Names, and **liabilities** assumed for the above acquisitions. Any necessary adjustments will be finalized within one year from the date of the acquisition **Other Intangible Assets.**

The above acquisitions made in 2022, HireUp, Mint, Lotus, HireUp, and a local business, both individually and in the aggregate, were not significant and have been accounted for using the acquisition method of accounting. The pro-forma impact on the Company's consolidated revenue from services and net income, including the pro forma effect of events that are directly attributable to the acquisitions, was not significant.

F- 18

CROSS COUNTRY HEALTHCARE, INC.
NOTES TO CONSOLIDATED FINANCIAL STATEMENTS
DECEMBER 31, 2023

4. Acquisitions (continued)

Selected

On December 16, 2021, the Company purchased and acquired substantially all of the assets and assumed certain liabilities of Selected, Inc. (Selected) for a purchase price of \$3.5 million in cash, subject to adjustment, and \$1.5 million in shares (or 59,429 shares) of the Company's common stock. The transaction was treated as a purchase of assets for income tax purposes.

The sellers were eligible to receive up to an additional \$1.5 million in earnout cash consideration, based on Selected's revenues for each of the twelve-month periods ending on the first and second anniversaries of the first day after the closing date. In the second quarter of 2022, the Company determined that the contingent consideration earnout related to the Selected acquisition would not be achieved for 2022 and 2023 and, as a result, the entire liability was reversed. See Note 10 - Fair Value Measurements.

The During the quarter ended June 30, 2022, the Company assigned the following values to other identifiable intangible assets: (i) an immaterial amount to trade names with a weighted average estimated useful life of 2 years; (ii) \$1.7 million to software with a weighted average estimated useful life of 5 years; and (iii) \$2.9 million to a database, consisting of education professionals, with a weighted average estimated useful life of 5 years, for a total of \$4.6 million in definite life intangible assets with a weighted average estimated useful life of 5 years.

The remaining excess purchase price over the fair value of net assets acquired of \$0.4 million was recorded as goodwill on the Company's consolidated balance sheets. See Note 5 - Goodwill, Trade Names, and Other Intangible Assets.

The acquisition of Selected, Inc. primarily consists of a Software as a Service, subscription-based recruiting and talent matching platform. The acquisition was not significant and has been accounted for using the acquisition method of accounting. Selected's results of operations, since the date of acquisition, are included in the Cross Country Education business unit within the Nurse and Allied Staffing business segment, and are not material. Associated immaterial acquisition-related costs incurred have been included in acquisition and integration-related costs. The pro-forma impact on the Company's consolidated statements revenue from services and net income, including the pro forma effect of operations and comprehensive income (loss) for events that are directly attributable to the years ended December 31, 2022 and 2021, acquisition, was not significant.

Cross Country Workforce Solutions Group (WSG) (CCWSG)

On June 8, 2021, the Company purchased and acquired substantially all of the assets and assumed certain liabilities of Workforce Solutions Group, Inc. (WSG) for a purchase price of \$25.0 million in cash and \$5.0 million in shares (or 307,730 shares) of the Company's common stock. The transaction was treated as a purchase of assets for income tax purposes. The parties agreed to a final net working capital reduction of \$1.1 million which was received in the fourth quarter of 2021. Included in the amount paid at closing was and held in an escrow account of was \$2.0 million related to potential wage and hour indemnification claims. On December 16, 2022, this amount was released from escrow to the seller. The transaction was treated as a purchase of assets for income tax purposes.

F- 18

CROSS COUNTRY HEALTHCARE, INC.
NOTES TO CONSOLIDATED FINANCIAL STATEMENTS
DECEMBER 31, 2022

4. Acquisitions (continued)

The sellers are were eligible to receive an earnout based on the business' business' performance through three years after the acquisition date that could provide up to an additional \$15.0 million in cash. In the third quarter of 2022, the Company determined that the contingent consideration earnout was achieved for the 2021 through 2022 period and, as a result, the Company made a \$7.5 million earnout payment. The remaining In the third quarter of 2023, the Company determined that the contingent consideration earnout liability's carrying amount of was achieved for the 2022 through 2023 period and, as a result, the Company made the final \$7.5 million is included in current portion of earnout liability on the consolidated balance sheets. payment. See Note 10 - Fair Value Measurements.

The business has been branded Cross Country Workforce Solutions Group (WSG) and primarily works with local and national healthcare systems and managed care providers to coordinate in-home care services for participants, including Program of All-Inclusive Care for the Elderly (PACE) programs. WSG also provides a range of consulting and talent management solutions to its healthcare customers, including home care staffing, recruitment process outsourcing, contingent workforce evaluation, and talent acquisition.

F- 19

CROSS COUNTRY HEALTHCARE, INC.
NOTES TO CONSOLIDATED FINANCIAL STATEMENTS
DECEMBER 31, 2023

4. Acquisitions (continued)

The following table summarizes the fair value of the assets acquired and liabilities assumed on June 8, 2021:

| | (amounts in thousands) |
|---------------------------------------|------------------------|
| Cash and cash equivalents | \$ 957 |
| Accounts receivable | 11,991 |
| Other current assets | 59 |
| Property and equipment | 10 |
| Right-of-use assets | 1,078 |
| Goodwill | 22,066 |
| Other intangible assets | 14,200 |
| Total assets acquired | 50,361 |
| Accounts payable and accrued expenses | 3,562 |
| Accrued compensation and benefits | 1,387 |
| Lease liability - current | 316 |
| Lease liability - non-current | 762 |
| Earnout liability | 15,000 |
| Total liabilities assumed | 21,027 |
| Net assets acquired | \$ 29,334 |

During the quarter ended September 30, 2021, the Company assigned a value to other identifiable intangible assets of \$14.2 million in customer relationships with a weighted average estimated useful life of 11.5 years.

The remaining excess purchase price over the fair value of net assets acquired of \$22.1 million was recorded as goodwill on the Company's consolidated balance sheets. Associated acquisition-related costs incurred were \$1.0 million and have been included in acquisition and integration-related costs on the Company's consolidated statement of operations and comprehensive income (loss) for the year ended December 31, 2021. See Note 5 - Goodwill, Trade Names, and Other Intangible Assets.

The acquisition was not significant and has been accounted for using the acquisition method of accounting. WSG's results of operations, since the date of acquisition, are included in the Nurse and Allied Staffing business segment, and are not material. The pro-forma impact on the Company's consolidated revenue from services and net income, including the pro forma effect of events that are directly attributable to the acquisition, was not significant.

Acquisition-related costs

Acquisition-related costs associated with the Company's acquisitions of \$1.1 million for the year ended December 31, 2021, and an immaterial amount for the years ended December 31, 2023 and 2022, have been included in selling, general and administrative expenses on its consolidated statements of operations and comprehensive income.

Mediscan

On October 30, 2015, the Company completed the acquisition of all of the membership interests of New Mediscan II, LLC, Mediscan Diagnostic Services, LLC, and Mediscan Nursing Staffing, LLC (collectively Mediscan). In connection with the Mediscan acquisition, the Company assumed two contingent purchase price liabilities for a previously acquired business.

F- 19

CROSS COUNTRY HEALTHCARE, INC.
NOTES TO CONSOLIDATED FINANCIAL STATEMENTS
DECEMBER 31, 2022

4. Acquisitions (continued)

In the first quarter of 2020, the Company entered into a note payable of \$7.3 million related to contingent consideration assumed as part of the Mediscan acquisition, payable in three installments. The first two installments of \$2.4 million each were paid in the second quarter of 2020 and in the first quarter of 2021, respectively. The third and final installment of \$2.6 million, including interest, was paid in the first quarter of 2022.

F- 20

CROSS COUNTRY HEALTHCARE, INC.
NOTES TO CONSOLIDATED FINANCIAL STATEMENTS
DECEMBER 31, 2022 2023

5. Goodwill, Trade Names, and Other Intangible Assets

The Company had the following acquired intangible assets:

| | | December 31, 2022 | | | December 31, 2021 | | | December 31, 2023 | | | December 31, 2022 | | |
|--|-------------------------------|------------------------|--------------------------|-----------------|-------------------|--------------------------|-----------------|-------------------|--------------------------|-----------------|-------------------|--------------------------|-----------------|
| | | Gross | | Net | Gross | | Net | Gross | | Net | Gross | | Net |
| | | Carrying Amount | Accumulated Amortization | Carrying Amount | Carrying Amount | Accumulated Amortization | Carrying Amount | Carrying Amount | Accumulated Amortization | Carrying Amount | Carrying Amount | Accumulated Amortization | Carrying Amount |
| | | (amounts in thousands) | | | | | | | | | | | |
| | | (amounts in thousands) | | | | | | | | | | (amounts in thousands) | |
| Intangible assets subject to amortization: | | | | | | | | | | | | | |
| Databases | Databases | \$33,430 | \$ 22,033 | \$11,397 | \$30,530 | \$ 18,375 | \$12,155 | | | | | | |
| Customer relationships | Customer relationships | 47,738 | 21,672 | 26,066 | 47,738 | 17,581 | 30,157 | | | | | | |
| Non-compete agreements | Non-compete agreements | 4 | 3 | 1 | 304 | 272 | 32 | | | | | | |
| Trade names | Trade names | 30 | 16 | 14 | — | — | — | | | | | | |
| Software | Software | 1,700 | 355 | 1,345 | — | — | — | | | | | | |
| Other intangible assets, net | Other intangible assets, net | \$82,902 | \$ 44,079 | \$38,823 | \$78,572 | \$ 36,228 | \$42,344 | | | | | | |
| Intangible assets not subject to amortization: | | | | | | | | | | | | | |
| Trade names, indefinite-lived | Trade names, indefinite-lived | | | \$ 5,900 | | | \$ 5,900 | | | | | | |

During 2023, fully amortized intangible assets of \$3.4 million related to databases, and immaterial amounts related to non-compete agreements and trade names, along with the related accumulated amortization, were removed from the table above.

As of December 31, 2022 December 31, 2023, estimated annual amortization expense was as follows:

| Years Ending December 31: | Years Ending December 31: | (amounts in thousands) | Years Ending December 31: | (amounts in thousands) |
|---------------------------|---------------------------|------------------------|---------------------------|------------------------|
| 2023 | | \$ 8,051 | | |

| | | |
|------------|------------|------------------|
| 2024 | 2024 | 7,399 |
| 2025 | 2025 | 6,840 |
| 2026 | 2026 | 5,632 |
| 2027 | 2027 | 3,461 |
| 2028 | | |
| Thereafter | Thereafter | 7,440 |
| | | <u>\$ 38,823</u> |

F- 21

CROSS COUNTRY HEALTHCARE, INC.
NOTES TO CONSOLIDATED FINANCIAL STATEMENTS
DECEMBER 31, 2022 2023

5. Goodwill, Trade Names, and Other Intangible Assets (continued)

The changes in the carrying amount of goodwill by reportable segment are as follows:

| | | Nurse And Allied Staffing | Physician Staffing | Total | | Nurse And Allied Staffing | Physician Staffing | Total |
|---|----------------------------------|------------------------------------|-----------------------|-----------|---|---------------------------------|-----------------------|------------------------|
| | | (amounts in thousands) | | | | | | |
| Balances as of December 31, 2021 | | | | | | | | |
| | | (amounts in thousands) | | | | | | (amounts in thousands) |
| Balances as of December 31, 2022 | | | | | Balances as of December 31, 2022 | | | |
| Aggregate goodwill acquired | Aggregate goodwill acquired | \$396,446 | \$ 43,405 | \$439,851 | | | | |
| Sale of business | | (9,889) | — | (9,889) | | | | |
| Accumulated impairment loss | Accumulated impairment loss | (269,874) | (40,598) | (310,472) | | | | |
| Goodwill, net of impairment loss | Goodwill, net of impairment loss | 116,683 | 2,807 | 119,490 | | | | |
| Changes to aggregate goodwill in 2022 | | | | | | | | |
| Goodwill acquisition adjustment - Selected ^(a) | | (6,130) | — | (6,130) | | | | |
| Aggregate goodwill acquired ^(b) | | 14,692 | 35,216 | 49,908 | | | | |
| Changes to aggregate goodwill in 2023 | | | | | | | | |
| Changes to aggregate goodwill in 2023 | | | | | | | | |
| Changes to aggregate goodwill in 2023 | | | | | | | | |
| Goodwill acquisition adjustments ^(a) | | | | | | | | |
| Goodwill acquisition adjustments ^(a) | | | | | | | | |

| | | | | |
|---|----------------------------------|-----------|-----------|-----------|
| Goodwill acquisition adjustments ^(a) | | | | |
| Balances as of December 31, 2022 | | | | |
| Balances as of December 31, 2023 | | | | |
| Balances as of December 31, 2023 | | | | |
| Balances as of December 31, 2023 | | | | |
| Aggregate goodwill acquired | Aggregate goodwill acquired | 405,008 | 78,621 | 483,629 |
| Sale of business | | (9,889) | — | (9,889) |
| Aggregate goodwill acquired | | | | |
| Aggregate goodwill acquired | | | | |
| Accumulated impairment loss | Accumulated impairment loss | (269,874) | (40,598) | (310,472) |
| Goodwill, net of impairment loss | Goodwill, net of impairment loss | \$125,245 | \$ 38,023 | \$163,268 |

(a) Represents an adjustment adjustments to the fair value of the identifiable net assets acquired, with a corresponding offset to goodwill, made during the measurement period periods related to the acquisition acquisitions of Selected. HireUp, Mint, and a local business. The measurement periods have concluded, and no further adjustments are anticipated. See Note 4 - Acquisitions.

(b) Represents goodwill acquired from the acquisitions of Mint and Lotus, HireUp, and a local business calculated as the excess of the fair value of consideration exchanged as compared to the fair value of identifiable net assets acquired. See Note 4 - Acquisitions. During the measurement period, which is not to exceed one year from the acquisition date, the Company may record adjustments to the assets acquired or liabilities assumed, with a corresponding offset to goodwill. Upon conclusion of the measurement period, any subsequent adjustments would be recorded to earnings.

In conjunction with the changes to its segments, the Company now discloses the following two reportable segments - Nurse and Allied Staffing and Physician Staffing. In the table above, goodwill balances and activity previously reported in the Search segment have been reclassified to Nurse and Allied Staffing.

Goodwill, Trade Names, and Other Intangible Assets Impairment

The Company tests reporting units' goodwill and intangible assets with indefinite lives for impairment annually during the fourth quarter and more frequently if impairment indicators exist. The Company performs quarterly qualitative assessments of significant events and circumstances such as reporting units' historical and current results, assumptions regarding future performance, strategic initiatives and overall economic factors, including COVID, and macro-economic developments, to determine the existence of potential indicators of impairment and assess if it is more likely than not that the fair value of reporting units or intangible assets is less than their carrying value. If indicators of impairments are identified a quantitative impairment test is performed.

The Company performed its annual quantitative impairment test of goodwill and its indefinite-lived trade name as of October 1, 2022 October 1, 2023 and 2021 2022 and determined that the estimated fair value of its reporting units and its indefinite-lived trade name exceeded their respective carrying values.

F- 22

CROSS COUNTRY HEALTHCARE, INC. NOTES TO CONSOLIDATED FINANCIAL STATEMENTS DECEMBER 31, 2022

5. Goodwill, Trade Names, and Other Intangible Assets (continued)

During the second quarter of 2020, due to the increased negative impact and continuing uncertainty of the COVID pandemic on the business, all reporting units were quantitatively tested. For the Nurse and Allied Staffing and Physician Staffing reporting units, no impairment was identified as the fair value was substantially in excess of the carrying amount of

goodwill.

However, the previously-reported Search reporting unit under-performed relative to management's expectations in the second quarter of 2020. The lower than expected revenue was driven by: (i) the cancellation or postponement of a significant number of working searches, (ii) the decision to delay the hiring of new revenue producers, and (iii) the loss of customers, which were mostly related to the negative impacts of COVID. As a result, the Company performed quantitative testing of the Search reporting unit which resulted in impairment charges of \$10.2 million for its goodwill and \$0.3 million for its customer relationships.

In order to determine the fair value of the Search reporting unit, the Company used a combination of an income and market approach. The weighting was based on the specific characteristics, risks, and uncertainties of the Search reporting unit. The discounted cash flow that served as the primary basis for the income approach was based on the Company's discrete financial forecast of revenue, gross profit margins, operating costs, and cash flows. The Company also considered estimated future results, economic and market conditions including the timing and duration of COVID, as well as the impact of planned business and operational strategies which impacted management's estimates of future cash flows, the discount rate, and the estimated long-term growth rate used in the discounted cash flow model. Assumptions used in the market approach were derived including an analysis of a range of valuation multiples of comparable public companies.

Although management believes that the Company's current estimates and assumptions utilized in its quantitative testing are reasonable and supportable, including its assumptions on the impact and timing related to variants of COVID, there can be no assurance that the estimates and assumptions management used for purposes of its assessment as of December 31, 2022 December 31, 2023 will prove to be accurate predictions of future performance.

For its long-lived assets and definite-lived intangible assets, the Company reviews for impairment whenever events or changes in circumstances indicate the carrying amount may not be recoverable. During The Company wrote off certain IT projects and recorded immaterial impairment charges during the year ended December 31, 2022 December 31, 2023, the Company performed a qualitative assessment and impairment charges of its trade names and other intangible assets and, as a result, the Company wrote off a discontinued IT project and recorded a \$1.9 million impairment charge. During during the year ended December 31, 2021, the Company wrote off a discontinued software development project, resulting in an immaterial impairment charge.

Intangible Asset Amortization

In connection with its rebranding efforts, the Company made a decision at the end of 2019 to phase out a trade name by the end of 2020, which as of December 31, 2019 would have been recognized over a weighted average life of 7.5 years. In the second quarter of 2020, the Company further accelerated its rebranding plan and shortened the estimated remaining life of the trade name. Total accelerated amortization resulting from the changes in the estimated remaining life of the trade name was \$3.1 million, or \$0.09 per share, for the year ended December 31, 2020 December 31, 2022.

F- 23 22

CROSS COUNTRY HEALTHCARE, INC. NOTES TO CONSOLIDATED FINANCIAL STATEMENTS DECEMBER 31, 2022 2023

6. Property and Equipment

The Company's property and equipment consists of the following:

| | | December 31, | | December 31, | |
|--------------------------|--------------------------------|------------------------|----------|------------------------|------|
| | Useful Lives | 2022 | 2021 | 2023 | 2022 |
| | | (amounts in thousands) | | | |
| | | (amounts in thousands) | | (amounts in thousands) | |
| Computer equipment | Computer equipment 3 years | \$ 6,167 | \$ 4,910 | | |
| Computer software | Computer software 3-10 years | 22,518 | 18,839 | | |
| Office equipment | Office equipment 5-7 years | 473 | 475 | | |
| Furniture and fixtures | Furniture and fixtures 7 years | 2,078 | 2,475 | | |
| Construction in progress | Construction in progress (a) | 3,462 | 2,523 | | |

| | | | | |
|--|--|-----|-----------------|-----------------|
| Leasehold improvements | Leasehold improvements | (b) | 2,646 | 4,340 |
| | | | 37,344 | 33,562 |
| Less accumulated depreciation and amortization | Less accumulated depreciation and amortization | | (17,682) | (17,729) |
| | | | <u>\$19,662</u> | <u>\$15,833</u> |

(a) Primarily related to software development.

(b) See Note 2 – Summary of Significant Accounting Policies.

F- 23

CROSS COUNTRY HEALTHCARE, INC.
NOTES TO CONSOLIDATED FINANCIAL STATEMENTS
DECEMBER 31, 2023

7. Balance Sheet Details

| | December 31, | |
|--|------------------------|-------------------|
| | 2023 | 2022 |
| | (amounts in thousands) | |
| Insurance recovery receivable - current: | | |
| Health | \$ 886 | \$ 1,143 |
| Workers' compensation | 2,687 | 3,117 |
| Professional liability | 5,524 | 3,174 |
| | <u>\$ 9,097</u> | <u>\$ 7,434</u> |
| Insurance recovery receivable - non-current: | | |
| Workers' compensation | \$ 8,037 | \$ 5,831 |
| Professional liability | 17,677 | 17,227 |
| | <u>\$ 25,714</u> | <u>\$ 23,058</u> |
| Other assets: | | |
| Security deposits | \$ 720 | \$ 724 |
| Deferred compensation | 3,298 | 2,477 |
| Net debt issuance costs | 2,623 | 3,437 |
| Finance lease right-of-use assets | — | 11 |
| Post employment benefit | 32 | — |
| | <u>\$ 6,673</u> | <u>\$ 6,649</u> |
| Accounts payable and accrued expenses: | | |
| Trade accounts payable | \$ 3,040 | \$ 12,863 |
| Subcontractor payable | 66,347 | 145,587 |
| Accrued expenses | 15,946 | 27,057 |
| | <u>\$ 85,333</u> | <u>\$ 185,507</u> |
| Accrued compensation and benefits: | | |
| Salaries and payroll taxes | \$ 27,042 | \$ 40,983 |
| Bonuses and commissions | 2,893 | 11,798 |
| Workers' compensation | 8,476 | 9,147 |
| Professional liability | 6,252 | 3,426 |
| Health care | 6,550 | 6,179 |

| | | |
|------------------------|-----------|-----------|
| Vacation | 1,084 | 1,072 |
| | \$ 52,297 | \$ 72,605 |
| Accrued claims: | | |
| Workers' compensation | \$ 14,798 | \$ 14,699 |
| Professional liability | 20,055 | 21,182 |
| | \$ 34,853 | \$ 35,881 |
| Other liabilities: | | |
| Restructuring | \$ 474 | \$ 1,084 |
| Deferred taxes | 401 | 247 |
| Deferred compensation | 3,343 | 2,507 |
| | \$ 4,218 | \$ 3,838 |

F- 24

CROSS COUNTRY HEALTHCARE, INC.
NOTES TO CONSOLIDATED FINANCIAL STATEMENTS
DECEMBER 31, 2022

7. Balance Sheet Details

| | December 31, | |
|--|------------------------|------------|
| | 2022 | 2021 |
| | (amounts in thousands) | |
| Insurance recovery receivable: | | |
| Insurance recovery for health claims | \$ 1,143 | \$ 300 |
| Insurance recovery for workers' compensation claims | 3,117 | 2,836 |
| Insurance recovery for professional liability claims | 3,174 | 1,905 |
| | \$ 7,434 | \$ 5,041 |
| Non-current insurance recovery receivable: | | |
| Insurance recovery for workers' compensation claims | \$ 5,831 | \$ 4,861 |
| Insurance recovery for professional liability claims | 17,227 | 9,137 |
| | \$ 23,058 | \$ 13,998 |
| Other non-current assets: | | |
| Security deposits | \$ 724 | \$ 672 |
| Deferred compensation assets | 2,477 | 1,398 |
| Net debt issuance costs | 3,437 | 991 |
| Finance lease right-of-use assets | 11 | 57 |
| Cloud computing asset | 4,460 | 4,840 |
| | \$ 11,109 | \$ 7,958 |
| Accounts payable and accrued expenses: | | |
| Trade accounts payable | \$ 12,863 | \$ 3,143 |
| Subcontractor payable | 145,587 | 91,712 |
| Accrued expenses | 27,057 | 14,898 |
| | \$ 185,507 | \$ 109,753 |
| Accrued compensation and benefits: | | |
| Salaries and payroll taxes | \$ 40,983 | \$ 39,139 |
| Accrued bonuses and commissions | 11,798 | 10,755 |
| Accrued workers' compensation claims | 9,147 | 8,394 |
| Accrued professional liability claims | 3,426 | 2,448 |
| Accrued health care claims | 6,179 | 4,081 |

| | | |
|---------------------------------------|------------------|------------------|
| Accrued vacation | 1,072 | 763 |
| | <u>\$ 72,605</u> | <u>\$ 65,580</u> |
| Non-current accrued claims: | | |
| Accrued workers' compensation claims | \$ 14,699 | \$ 11,777 |
| Accrued professional liability claims | 21,182 | 13,537 |
| | <u>\$ 35,881</u> | <u>\$ 25,314</u> |
| Other non-current liabilities: | | |
| Restructuring | \$ 1,084 | \$ 1,829 |
| Deferred tax liability | 247 | 190 |
| Deferred compensation | 2,507 | 2,457 |
| Other | — | 508 |
| | <u>\$ 3,838</u> | <u>\$ 4,984</u> |

F- 25

CROSS COUNTRY HEALTHCARE, INC.
NOTES TO CONSOLIDATED FINANCIAL STATEMENTS
DECEMBER 31, 2022 2023

8. Debt

The Company's long-term debt consists of the following:

| | December 31, 2022 | | December 31, 2021 | |
|---|------------------------|---------------------|-------------------|---------------------|
| | Principal | Debt Issuance Costs | Principal | Debt Issuance Costs |
| | (amounts in thousands) | | | |
| Term Loan, interest of 10.14% and 6.50% at December 31, 2022 and December 31, 2021, respectively | \$ 73,875 | \$ (1,940) | \$ 174,312 | \$ (5,396) |
| Senior Secured Asset-Based Loan, interest of 5.90% and 1.60% at December 31, 2022 and December 31, 2021, respectively | 76,800 | (3,437) | 9,200 | (991) |
| Note Payable, interest of 2.00% per annum at December 31, 2021 | — | — | 2,426 | — |
| Total debt | 150,675 | (5,377) | 185,938 | (6,387) |
| Less current portion - note payable | — | — | 2,426 | — |
| Less current portion - term loan | — | — | 1,750 | — |
| Long-term debt | <u>\$ 150,675</u> | <u>\$ (5,377)</u> | <u>\$ 181,762</u> | <u>\$ (6,387)</u> |

| | December 31, 2023 | | December 31, 2022 | |
|--|------------------------|---------------------|-------------------|---------------------|
| | Principal | Debt Issuance Costs | Principal | Debt Issuance Costs |
| | (amounts in thousands) | | | |
| Term Loan, interest of 10.14% at December 31, 2022 | \$ — | \$ — | \$ 73,875 | \$ (1,940) |
| Senior Secured Asset-Based Loan, interest of 6.99% and 5.90% at December 31, 2023 and 2022, respectively | — | (2,623) | 76,800 | (3,437) |
| Debt | <u>\$ —</u> | <u>\$ (2,623)</u> | <u>\$ 150,675</u> | <u>\$ (5,377)</u> |

As of December 31, 2021, the current portion of the term loan December 31, 2023 and the note payable are included in current portion of 2022, all debt is considered non-current debt on the consolidated balance sheets. The final installment of the note payable, related to contingent consideration assumed as part of a prior period acquisition, was paid in the first quarter of 2022. The sheets. The Company has elected to present the debt issuance costs associated with its revolving line-of-credit as an asset, which is included in other non-current assets on the consolidated balance sheets. As a result, the long-term debt in the above table will not agree to long-term debt net of current portion on the consolidated balance sheets herein.

In addition to its scheduled payments, on June 23, 2022 and October 26, 2022, the Company made optional prepayments of \$50.0 million on its term loan of \$50.0 million, on June 23, 2022 and October 26, 2022, totaling \$100.0 million, to reduce interest costs. The Company was entitled to determine the application of the prepayments, which were applied to all future amortization payments, with the balance applied to the remaining balloon payment in 2027. As of December 31, 2022 On June 30, 2023, the aggregate schedule for maturities of debt are as follows:

| | Term Loan | Senior Secured Asset-Based Loan |
|-----------------------------------|------------------------|---------------------------------|
| Through Years Ending December 31: | (amounts in thousands) | |
| 2023 | \$ — | \$ — |
| 2024 | — | — |
| 2025 | — | — |
| 2026 | — | — |
| 2027 | 73,875 | — |
| Thereafter | — | 76,800 |
| Total | \$ 73,875 | \$ 76,800 |

F- 26

CROSS COUNTRY HEALTHCARE, INC.
NOTES TO CONSOLIDATED FINANCIAL STATEMENTS
DECEMBER 31, 2022

8. Debt (continued)

Company repaid all outstanding obligations under the term loan and terminated the Term Loan Agreement (as defined below).

2021 Term Loan Credit Agreement

On June 8, 2021, the Company entered into a Term Loan Credit Agreement (Term Loan Agreement) with certain lenders identified therein (collectively, the Lenders) and Wilmington Trust, National Association as administrative agent and collateral agent, pursuant to which the Lenders extended to the Company a six-year second lien subordinated term loan in the amount of \$100.0 million (term loan). The term loan has had an interest rate of one-month London Inter Bank Offered Rate (LIBOR) plus 5.75% per annum, subject to a 0.75% LIBOR floor. The term loan was used to pay the cash consideration, as well as any costs, fees, and expenses in connection with the WSG acquisition (see Note 4 - Acquisitions), with the remainder used to pay down a portion of the asset-based credit facility. Fees paid in connection with the Term Loan Agreement have been included as debt issuance costs and as a reduction to the carrying amount of the term loan and are expected to be amortized to interest expense over the term of the Term Loan Agreement.

The borrowings under the Term Loan Agreement generally bear bore interest at a variable rate based on either LIBOR or Base Rate (as defined in the Term Loan Agreement) and are were subject to mandatory prepayments of principal payable in quarterly installments, commencing on September 30, 2021, with each installment being installments.

The term loan was secured by a second-priority security interest in the aggregate principal amount of \$0.3 million (subject to adjustment collateral as a result of prepayments) provided that, to defined in the extent not previously paid, the aggregate unpaid principal balance would be due and payable on the maturity date. The Term Loan Agreement contains various restrictions (as defined below). The lien priority, relative rights, and covenants applicable to the Company and its subsidiaries, including a covenant to maintain a minimum net leverage ratio. The Company was other creditors' rights issues in compliance with this covenant as of December 31, 2022. Obligations under the Term Loan Agreement are secured by substantially all the assets respect of the borrowers and guarantors under collateral lenders are set forth in the Term Loan Intercreditor Agreement, subject to customary exceptions. dated June 8, 2021 (Intercreditor Agreement).

On November 18, 2021, the Company amended its Term Loan Agreement (Term Loan First Amendment), which provided the Company an incremental term loan in an aggregate amount equal to \$75.0 million. Additionally, the Term Loan First Amendment increased the aggregate amount of all increases (as defined in the Term Loan Agreement) to be no greater than \$115.0 million. The borrowings will be used primarily to fund organic growth. Commencing on December 31, 2021, installments of the mandatory prepayments will be in the aggregate principal amount of \$0.4 million. All other terms, conditions, covenants, and pricing of the Term Loan Agreement remain the same. In conjunction with the Term Loan First Amendment, the Company entered into the Term Loan First Amendment to the Intercreditor Agreement (as defined below), effective as of November 18, 2021, which sets forth the lien priority, relative rights, and other creditors' rights issues in respect of the collateral lenders.

The On April 14, 2023, the Company amended its Term Loan Agreement also contains customary events (Term Loan Second Amendment), which provided the option for all or a portion of default. If the borrowings to bear interest at a rate based on the Secured Overnight Financing Rate (SOFR) or the Base Rate, at the election of the borrowers, plus an event of default under applicable margin. With respect to any SOFR loan, the rate per annum was equal to the Term SOFR (as defined in the Term Loan Agreement occurs and is continuing, then Second Amendment) for the administrative agent or interest period plus an adjustment of basis points due to the requisite Lenders may declare any outstanding obligations under credit spread associated with the Term Loan Agreement transition to be immediately due and payable. In addition, the Company or any of its subsidiaries becoming the subject of voluntary or involuntary proceedings under any bankruptcy, insolvency or similar law, constitutes an event of default under the Term Loan Agreement. SOFR.

In addition to its scheduled payments, on June 23, 2022 the second and October 26, 2022, fourth quarters of 2022, the Company made optional early prepayments of \$50.0 million, totaling \$100.0 million, to reduce interest costs, and incurred prepayment premiums of \$1.0 million pursuant to the Term Loan Agreement. As a result of the early prepayments, debt Debt issuance costs of \$1.4 million and \$1.3 million were written off in the second and fourth quarters of 2022, respectively. The

CROSS COUNTRY HEALTHCARE, INC.
NOTES TO CONSOLIDATED FINANCIAL STATEMENTS
DECEMBER 31, 2023

8. Debt (continued)

On June 30, 2023, the Company repaid all outstanding obligations of \$73.9 million under the term loan and terminated the Term Loan Agreement. As a result, debt issuance costs of \$1.7 million were written off in the second quarter of 2023. There were no prepayment premiums associated with the payoff and all subsidiary guarantees of the term loan were automatically released.

Any prepayment premiums and write-off of debt issuance costs are included as loss on early extinguishment of debt in the consolidated statements of operations and comprehensive income (loss), income.

The term loan is secured by a second-priority security interest in the collateral as defined in the ABL Credit Agreement (Loan Agreement) (as described below), and Wells Fargo Bank, National Association as agent, as amended by the First Amendment, Second Amendment, Third Amendment, Fourth Amendment, and Fifth Amendment (each as defined below) to the Loan Agreement. The lien priority, relative rights, and other creditors' rights issues in respect of the collateral lenders are set forth in the Intercreditor Agreement, by and among Wells Fargo Bank, National Association, as first lien agent, and Wilmington Trust, National Association, as second lien agent, as amended, restated, amended and restated, supplemented or otherwise modified from time to time in accordance with the terms thereof dated June 8, 2021 (Intercreditor Agreement).

In the first quarter of 2023, the Company expects to amend its Term 2019 Asset-Based Loan Agreement to convert the LIBOR rates to SOFR rates.

CROSS COUNTRY HEALTHCARE, INC.
NOTES TO CONSOLIDATED FINANCIAL STATEMENTS
DECEMBER 31, 2022

8. Debt (continued)

2019 Loan Agreement

Effective October 25, 2019, the Company terminated its commitments under its prior senior credit facility entered into in August 2017 and entered into a Loan Agreement, an asset-based loan agreement, by and among the Company and certain of its domestic subsidiaries, as borrowers or guarantors, Wells Fargo, PNC Bank N.A., as well as other Lenders (as defined) defined therein from time to time parties thereto. thereto (Loan Agreement). The Loan Agreement provides for a five-year revolving senior secured asset-based credit facility (ABL) in the aggregate principal amount of up to \$120.0 million (as described below), including a sublimit for swing loans up to \$15.0 million and a \$35.0 million sublimit for standby letters of credit. The initial amounts drawn on the ABL included funds to repay the Company's then outstanding borrowings of \$75.4 million \$75.4 million under its August 2017 Credit Facility and \$1.3 million \$1.3 million for the payment of fees, expenses, and accrued interest, as well as to backstop \$21.2 million \$21.2 million for outstanding letters of credit.

On June 30, 2020, the Company amended its Loan Agreement (First Amendment), which increased the current aggregate committed size of the ABL from \$120.0 million to \$130.0 million. All other terms, conditions, covenants, and pricing of the Loan Agreement remained the same.

On March 8, 2021, the Company amended its Loan Agreement (Second Amendment), which increased the current aggregate committed size of the ABL from \$130.0 million to \$150.0 million, increased certain borrowing base sub-limits, and decreased both the cash dominion event and financial reporting triggers.

On June 8, 2021, the Company amended its Loan Agreement (Third Amendment), which permits the incurrence of indebtedness and grant of security as set forth in the Loan Agreement and in accordance with the Intercreditor Agreement, and provides mechanics relating to a transition away from LIBOR as a benchmark interest rate to a replacement alternative benchmark rate or mechanism for loans made in U.S. dollars.

On November 18, 2021, the Company amended its Loan Agreement (Fourth Amendment), whereby the permitted indebtedness (as defined in the Loan Agreement), was increased to \$175.0 million.

On March 21, 2022, the Company amended its Loan Agreement (Fifth Amendment), which increased the current aggregate committed size of the ABL from \$150.0 million to \$300.0 million, extended the credit facility for an additional five years through March 21, 2027, and increased certain borrowing base sub-limits. In addition, the agreement provides the option for all or a portion of the borrowings to bear interest at a rate based on the Secured Overnight Financing Rate (SOFR) SOFR or Base Rate, at the election of the borrowers, plus an applicable margin. The applicable margin will increase 10 basis points due to the credit spread associated with the transition to SOFR.

On September 29, 2023, the Company amended its Loan Agreement (Sixth Amendment), which changed the minimum fixed charge coverage ratio from a maintenance covenant to a springing covenant based on excess availability, which provides for compliance with the covenant only during a compliance period (any time that excess availability falls below a

certain threshold), and in such case, the financial covenant shall be tested during this period.

These amendments were treated as modifications of debt and, as a result, the associated fees and costs were included in debt issuance costs and will be amortized ratably over the remaining term of the Loan Agreement.

Availability of the ABL commitments is subject to a borrowing base of up to 85% of secured eligible accounts receivable, subject to adjustment at certain quality levels, minus customary reserves and subject to customary adjustments. Revolving loans and letters of credit issued under the Loan Agreement reduce availability under the ABL on a dollar-for-dollar basis. Availability under the ABL will be used for general corporate purposes. At December 31, 2022 December 31, 2023, borrowing base availability under the ABL was \$300.0 million and the \$220.6 million. The Company had \$76.8 million of no borrowings drawn, as well as \$18.2 and \$13.8 million of letters of credit outstanding

F- 26

CROSS COUNTRY HEALTHCARE, INC.
NOTES TO CONSOLIDATED FINANCIAL STATEMENTS
DECEMBER 31, 2023

8. Debt (continued)

related to workers' compensation and professional liability policies (see (See Note 2 - Summary of Significant Accounting Policies), leaving \$205.0 \$206.8 million of excess availability.

As of December 31, 2022 December 31, 2023, the interest rate spreads and fees under the Loan Agreement were based on SOFR plus 1.85% 1.60% for the revolving portion of the borrowing base. The Base Rate (as defined by the Loan Agreement) margin would have been 0.75% 0.50% for the revolving portion. The SOFR and Base Rate margins are subject to monthly pricing adjustments, pursuant to a pricing matrix based on the Company's excess availability under the revolving credit facility. In addition, the facility is subject to an unused line fee, letter of credit fees, and an administrative fee. The unused line fee is 0.375% of the average daily unused portion of the revolving credit facility.

F- 28

CROSS COUNTRY HEALTHCARE, INC.
NOTES TO CONSOLIDATED FINANCIAL STATEMENTS
DECEMBER 31, 2022

8. Debt (continued)

The Loan Agreement contains various restrictions and covenants applicable to the Company and its subsidiaries, including a covenant to maintain a minimum fixed charge coverage ratio. The Company was in compliance with this covenant as of December 31, 2022. subsidiaries. Obligations under the ABL are secured by substantially all the assets of the borrowers and guarantors (as defined therein), subject to customary exceptions.

The Loan Agreement also contains customary events of default. If an event of default under the Loan Agreement occurs and remains uncured, then the administrative agent or the requisite lenders may declare any outstanding obligations to be immediately due and payable. In addition, if the Company or any of its subsidiaries becomes the subject of voluntary or involuntary proceedings under any bankruptcy, insolvency or similar law, then any outstanding obligations under the Loan Agreement will automatically become due and payable.

Note Payable

On October 30, 2015, in connection with the Mediscan acquisition, the Company assumed two contingent purchase price liabilities for a previously acquired business, one that was payable annually based on certain performance criteria for the years 2016 through 2019, and a second performance criterion related to 2019 payable in three equal installments. In the first quarter of 2020, the total earnout amount related to both 2019 performance criteria of \$7.4 million was determined, and the Company paid \$0.1 million on the first earnout related to the year 2019. The remaining \$7.3 million, related to the second earnout, was converted to a subordinated promissory note payable.

The first two installments of \$2.4 million each were paid in the second quarter of 2020 and in the first quarter of 2021, respectively. The third and final installment of \$2.6 million, including interest of 2% per annum, accruing from April 1, 2020, was paid in the first quarter of 2022. See Note 4 - Acquisitions.

9. Leases

The Company's Company's lease population of its right-of-use assets and lease liabilities is substantially related to the rental of office space. The Company enters into lease agreements as a lessee that may include options to extend or terminate early. Some of these real estate leases require variable payments of property taxes, insurance, and common area maintenance, in addition to base rent. Certain of the leases have provisions for free rent months during the lease term and/or escalating rent payments and, particularly for the Company's longer-term leases for its corporate offices, it has received incentives to enter into the leases, such as receiving up to a specified dollar amount to construct tenant improvements. These leases do not include residual value guarantees, covenants, or other restrictions. See Note 2 - Summary of Significant Accounting Policies.

Beginning in the second quarter of 2020, in connection with the continuing developments from COVID, global pandemic, the Company expedited restructuring plans and either reduced or fully vacated leased office space. The Company is in the process of seeking to sublet some of the space where possible. The decision and change in the use of space resulted in a right-of-use asset impairment charge of \$2.8 million \$1.7 million, and \$4.5 \$1.7 million for the years ended December 31, 2022, and 2021, respectively, and 2020, respectively, an immaterial right-of-use asset impairment charge for the year ended December 31, 2023. This loss was These losses were determined by comparing the fair value of

the impacted right-of-use assets to the carrying value of the assets as of the impairment measurement date. The fair value of the right-of-use assets was based on the estimated sublease income for the space taking into consideration the time period it will take to obtain a subtenant, the applicable discount rate, and the sublease rate. For the years year ended December 31, 2022 and 2020, respectively, the Company wrote off a total of \$0.9 million and \$1.0 million of leasehold improvements and other property and equipment related to these locations, and wrote off an immaterial amount in 2023 and 2021. The measurement of the right-of-use asset impairments, using the assumptions described, is a Level 3 fair value measurement. See Note 10 - Fair Value Measurements for a description of Level 3 inputs.

F- 29 27

CROSS COUNTRY HEALTHCARE, INC.
NOTES TO CONSOLIDATED FINANCIAL STATEMENTS
DECEMBER 31, 2022 2023

9. Leases (continued)

The table below presents the lease-related assets and liabilities included on the consolidated balance sheets:

| Classification on Consolidated Balance Sheets: | Classification on Consolidated Balance Sheets: | December 31, 2022 | December 31, 2021 | Classification on Consolidated Balance Sheets: | December 31, 2023 | December 31, 2022 |
|--|--|-------------------|-------------------|--|-------------------|------------------------|
| | (amounts in thousands) | | | | | |
| | (amounts in thousands) | | | | | (amounts in thousands) |
| Operating lease right-of-use assets | Operating lease right-of-use assets | \$ 3,254 | \$ 7,488 | Operating lease right-of-use assets | \$ 2,599 | \$ 3,254 |
| Operating lease liabilities - current | Operating lease liabilities - current | \$ 4,132 | \$ 4,090 | Operating lease liabilities - current | \$ 2,604 | \$ 4,132 |
| Operating lease liabilities - non-current | Operating lease liabilities - non-current | \$ 4,880 | \$ 10,853 | Operating lease liabilities - non-current | \$ 2,663 | \$ 4,880 |
| | December 31, 2022 | December 31, 2021 | | | | |
| | December 31, 2023 | | | | | |
| | December 31, 2023 | | | | | |
| | December 31, 2023 | | | | | December 31, 2022 |
| Weighted average remaining lease term | Weighted average remaining lease term | 2.3 years | 3.4 years | Weighted average remaining lease term | 2.2 years | 2.3 years |
| Weighted average discount rate | Weighted average discount rate | 6.31 % | 6.39 % | Weighted average discount rate | 6.36 % | 6.31 % |

The table below reconciles the undiscounted cash flows for each of, and total of, the remaining years to the operating lease liabilities (which do not include short-term leases) recorded on the consolidated balance sheets as of December 31, 2022 December 31, 2023:

| Years Ending December 31: | Years Ending December 31: | (amounts in thousands) | Years Ending December 31: | (amounts in thousands) |
|---------------------------|---------------------------|------------------------|---------------------------|------------------------|
| 2023 | | \$ 4,567 | | |
| 2024 | 2024 | 3,098 | | |
| 2025 | 2025 | 1,942 | | |
| 2026 | 2026 | 69 | | |

| | | |
|--|--|----------|
| 2027 | 2027 | 47 |
| 2028 | | |
| Total minimum lease payments | | |
| Total minimum lease payments | | |
| Total minimum lease payments | | |
| Total minimum lease payments | Total minimum lease payments | 9,723 |
| Less: amount of lease payments representing interest | Less: amount of lease payments representing interest | (711) |
| Present value of future minimum lease payments | Present value of future minimum lease payments | 9,012 |
| Less: operating lease liabilities - current | Less: operating lease liabilities - current | (4,132) |
| Operating lease liabilities - non-current | Operating lease liabilities - non-current | \$ 4,880 |

Other Information

The table below provides information regarding supplemental cash flows:

| | | Year Ended December 31, | | |
|--|--|-------------------------|---------|---------|
| | | 2022 | 2021 | 2020 |
| | | (amounts in thousands) | | |
| | | Year Ended December 31, | | |
| | | 2023 | 2022 | 2021 |
| | | (amounts in thousands) | | |
| Supplemental Cash Flow Information: | Supplemental Cash Flow Information: | | | |
| Cash paid for amounts included in the measurement of operating lease liabilities | Cash paid for amounts included in the measurement of operating lease liabilities | \$5,753 | \$6,150 | \$7,111 |
| Cash paid for amounts included in the measurement of operating lease liabilities | | | | |

| | | | | |
|--|--|----|-----|-----------------|
| Cash paid for amounts included in the measurement of operating lease liabilities | | | | |
| Right-of-use assets acquired under operating lease | Right-of-use assets acquired under operating lease | \$ | 473 | \$1,059 \$1,587 |

F- 30 28

CROSS COUNTRY HEALTHCARE, INC.
NOTES TO CONSOLIDATED FINANCIAL STATEMENTS
DECEMBER 31, 2022 2023

9. Leases (continued)

The components of lease expense are as follows:

| | Year Ended December 31, | | |
|---|--------------------------------|---------|-------------------------|
| | 2022 | 2021 | 2020 |
| | (amounts in thousands) | | |
| Amounts Included in Consolidated Statements of Operations and Comprehensive Income (Loss): | | | |
| | Year Ended December 31, | | Year Ended December 31, |
| | 2023 | 2022 | 2021 |
| | (amounts in thousands) | | (amounts in thousands) |
| Amounts Included in Consolidated Statements of Operations and Comprehensive Income: | | | |
| Operating lease expense | | | |
| Operating lease expense | Operating lease expense | \$2,550 | \$3,538 \$4,874 |
| Short-term lease expense | Short-term lease expense | \$5,114 | \$3,695 \$5,217 |
| Variable and other lease costs | Variable and other lease costs | \$2,195 | \$1,957 \$1,919 |

Operating lease expense, short-term lease expense, and variable and other lease costs are included in selling, general and administrative expenses, direct operating expenses, and restructuring costs in the consolidated statements of operations and comprehensive income, (loss), depending on the nature of the leased asset. Operating lease expense is reported net of sublease income, which is not material. Variable and other lease costs for the year ended December 31, 2022 include a benefit associated with the early termination of a lease for one of the Company's corporate offices which was previously restructured.

As of December 31, 2022 December 31, 2023, the Company did not have any material operating leases which had not yet commenced. The Company has had an immaterial amount of finance lease contracts related to other equipment rentals for the years ended December 31, 2022 and 2021, which are not included in the above disclosures, disclosures, and no finance lease contracts for the year ended December 31, 2023.

F- 31 29

CROSS COUNTRY HEALTHCARE, INC.
NOTES TO CONSOLIDATED FINANCIAL STATEMENTS
DECEMBER 31, 2022 2023

10. Fair Value Measurements

Fair value is defined as the exchange price that would be received for an asset or paid to transfer a liability (an exit price) in the principal or most advantageous market for the asset or liability in an orderly transaction between market participants on the measurement date. A fair value hierarchy was established which requires an entity to maximize the use of observable inputs and minimize the use of unobservable inputs when measuring fair value. There are three levels of inputs that may be used to measure fair value:

Level 1—Quoted prices in active markets for identical assets or liabilities.

Level 2—Observable inputs other than Level 1 prices, such as quoted prices for similar assets or liabilities; quoted prices in markets that are not active; or other inputs that are observable or can be corroborated by observable market data for substantially the full term of the assets or liabilities.

Level 3—Unobservable inputs that are supported by little or no market activity and that are significant to the fair value of the assets or liabilities.

Items Measured at Fair Value on a Recurring Basis:

The Company's financial assets/liabilities required to be measured at fair value on a recurring basis were primarily its: (i) deferred compensation asset included in other non-current assets; and (ii) deferred compensation liability included in other long-term liabilities on its consolidated balance sheets.

Deferred compensation—The Company utilizes Level 1 inputs to value its deferred compensation assets and liabilities. The Company's deferred compensation assets and liabilities are measured using publicly available indices, as per the plan documents.

The estimated fair value of the Company's financial assets and liabilities measured on a recurring basis is as follows:

| Fair Value Measurements | | | | |
|-----------------------------|-----------------------------|------------------------|-------------------|------------------------|
| | | December 31, 2022 | December 31, 2021 | |
| | | (amounts in thousands) | | |
| December 31, 2023 | | December 31, 2023 | | December 31, 2022 |
| | | (amounts in thousands) | | (amounts in thousands) |
| Financial Assets: | Financial Assets: | | | |
| (Level 1) | (Level 1) | | | |
| (Level 1) | | | | |
| (Level 1) | | | | |
| | Deferred compensation asset | | | |
| | Deferred compensation asset | | | |
| Deferred compensation asset | Deferred compensation asset | \$ 2,477 | \$ 1,398 | |
| Financial Liabilities: | Financial Liabilities: | | | |
| (Level 1) | (Level 1) | | | |
| (Level 1) | | | | |
| (Level 1) | | | | |

| | |
|---------------------------------|---------------------------------|
| (Level 1) | |
| (Level 1) | |
| (Level 1) | |
| (Level 1) | |
| (Level 1) | |
| (Level 1) | |
| Deferred compensation liability | |
| Deferred compensation liability | |
| Deferred compensation liability | Deferred compensation liability |
| | \$ 2,507 |
| | \$ 2,457 |

Items Measured at Fair Value on a Non-recurring Basis:

The Company's non-financial assets, such as goodwill, trade names, other intangible assets, right-of-use assets, and property and equipment, are measured at fair value when there is an indicator of impairment and are recorded at fair value only when an impairment charge is recognized.

The During the years ended December 31, 2022 December 31, 2023, 2022, and 2021, certain IT projects were written off and 2020 included leases were vacated resulting in an impairment charges to of the related IT assets and right-of-use assets along with related property and equipment, in connection with leases that were vacated during those years. The year ended December 31, 2022 also included impairment charges primarily related to the write-off of a discontinued IT project in the third quarter. The year ended December 31, 2020 included impairment charges to goodwill and other intangible assets primarily related to the previously-reported Search reporting unit. Accordingly, as of December 31, 2022 and 2021, these assets were recorded at fair

F- 32

CROSS COUNTRY HEALTHCARE, INC.
NOTES TO CONSOLIDATED FINANCIAL STATEMENTS
DECEMBER 31, 2022

10. Fair Value Measurements (continued)

value respectively, using Level 3 inputs. inputs to determine remeasured fair value of these assets. See Note 5 - Goodwill, Trade Names, and Other Intangible Assets and Note 9 - Leases for more information about these fair value measurements. impairments.

F- 30

CROSS COUNTRY HEALTHCARE, INC.
NOTES TO CONSOLIDATED FINANCIAL STATEMENTS
DECEMBER 31, 2023

10. Fair Value Measurements (continued)

Other Fair Value Disclosures:

Financial instruments not measured or recorded at fair value in the consolidated balance sheets consist of cash and cash equivalents, accounts receivable, and accounts payable and accrued expenses. The estimated fair value of accounts receivable and accounts payable and accrued expenses approximate their carrying amount due to the short-term nature of these instruments. Other financial instruments not measured or recorded at fair value include: (i) note payable, ABL, (ii) ABL, (iii) term loan, (iv) and (iii) through (v) earnout liabilities related to the WSG, Selected, Mint, and HireUp acquisitions, as discussed below.

- (i) The Company paid the third and final installment on its note payable in the first quarter of 2022. Due to its relatively short-term nature, the carrying value of the note payable approximated its fair value. (ii) The carrying amount of the Company's ABL approximates fair value because the interest rates are variable and reflective of market rates. (iii) The (ii) On June 30, 2023, the Company repaid all outstanding obligations of \$73.9 million under the term loan and terminated the Term Loan Agreement. See Note 8 - Debt. Prior to termination, the estimated fair value of the Company's Company's term loan was calculated applying an interest rate lattice model using Level 2 inputs from available market information. (iv) (iii) Potential earnout payments related to the WSG acquisition are were contingent upon meeting certain performance requirements based on 2021 through 2023 performance. The Company performed an analysis using multiple forecasted scenarios to determine the fair value of the earnout liability. In the third quarter of 2022, the Company determined that the contingent consideration earnout related to the WSG acquisition was achieved for the 2021 through 2022 period and, as a result, the Company made a \$7.5 million earnout payment. The remaining earnout liability's carrying amount approximates fair value and is included in current portion of earnout liability on the consolidated balance sheets. See

Note 4 - Acquisitions. (v) Potential earnout payments related to the Selected acquisition were contingent upon meeting certain performance requirements based on 2022 and 2023 revenues. The earnout liability's carrying amount approximates fair value and was included in current portion of earnout liability and non-current earnout liability on the consolidated balance sheets. In the **second** third quarter of **2022, 2023**, the Company determined that the contingent consideration earnout related to the **Selected WSG** acquisition **would not be was also** achieved for **the 2022 and through 2023 period** and, as a result, the **entire liability was reversed**. **Company made the final \$7.5 million earnout payment**. See Note 4 - Acquisitions. (vi)

(iv) Potential earnout payments related to the Mint acquisition are contingent upon meeting certain performance requirements based on 2022 through 2024 performance. The Company performed an analysis using multiple forecasted scenarios to determine the fair value of the earnout liability. **In the fourth quarter of 2023, the Company performed the earnout calculation for the first measurement period, resulting in an earnout of \$4.9 million included in the current portion of earnout liability, which was paid in the first quarter of 2024. The long-term portion of the liability of \$5.0 million is included in the non-current portion of earnout liability on the consolidated balance sheets.** The earnout liability's carrying amount approximates fair **value and is included in non-current earnout liability on the consolidated balance sheets, value**. See Note 4 - Acquisitions. (vii)

(v) Potential earnout payments related to the HireUp acquisition are contingent upon meeting certain performance requirements based on 2022 through 2024 performance. **The Quarterly throughout 2023, the Company performed an analysis analyses using multiple forecasted updated forecast scenarios to determine and determined that the earnout would only be partially achieved. As a result, the Company recognized a decrease in the fair value of the earnout liability, related liabilities in the second and third quarters of 2023.** The **earnout liability's carrying amount approximates fair value and liability of \$1.9 million** is included in **non-current the current portion of** earnout liability on the consolidated balance sheets. See Note 4 - Acquisitions.

The carrying amounts and estimated fair value of the Company's significant financial instruments that were not measured at fair value are as follows:

| | | December 31, 2022 | | December 31, 2021 | |
|-------------------|--------------|------------------------|---------------|--------------------|---------------|
| | | Carrying Amount | Fair Value | Carrying Amount | Fair Value |
| | | (amounts in thousands) | | | |
| December 31, 2023 | | December 31, 2023 | | December 31, 2022 | |
| | | Carrying Amount | Fair Value | Carrying Amount | Fair Value |
| | | (amounts in thousands) | | | |
| Financial | Financial | | | | |
| Liabilities: | Liabilities: | | | | |
| (Level 2) | (Level 2) | | | | |
| Note Payable | | \$ — | \$ — | \$ 2,426 | \$ 2,426 |
| (Level 2) | | | | | |
| (Level 2) | | | | | |
| Senior Secured | | | | | |
| Asset-Based Loan | | | | | |
| Senior Secured | | | | | |
| Asset-Based Loan | | | | | |
| Senior | Senior | | | | |
| Secured | Secured | | | | |
| Asset- | Asset- | | | | |
| Based | Based | | | | |
| Loan | Loan | \$ 76,800 | \$ 76,800 | \$ 9,200 | \$ 9,200 |
| Term | Term | | | | |
| Loan, | Loan, | | | | |
| net | net | \$ 73,875 | \$ 71,221 | \$ 174,312 | \$ 174,845 |
| Earnout | Earnout | | | | |
| Liability | Liability | | | | |
| (WSG) | (WSG) | \$ 7,500 | \$ 7,500 | \$ 15,000 | \$ 15,000 |
| Earnout Liability | | | | | |
| (Selected) | | \$ — | \$ — | \$ 1,500 | \$ 1,500 |
| Earnout | Earnout | | | | |
| Liability | Liability | | | | |
| (Mint) | (Mint) | \$ 10,000 | \$ 10,000 | \$ — | \$ — |
| Earnout | Earnout | | | | |
| Liability | Liability | | | | |
| (HireUp) | (HireUp) | \$ 8,000 | \$ 8,000 | \$ — | \$ — |

F- 33 31

CROSS COUNTRY HEALTHCARE, INC.
NOTES TO CONSOLIDATED FINANCIAL STATEMENTS
DECEMBER 31, 2022 2023

10. Fair Value Measurements (continued)

Concentration of Credit Risk:

See discussion of credit losses and allowance for doubtful accounts in Note 2 - Summary of Significant Accounting Policies. Overall, based on the large number of customers in differing geographic areas, primarily throughout the United States and its territories, the Company believes the concentration of credit risk is limited.

11. Employee Benefit Plans

The Company maintains a voluntary defined contribution 401(k) profit-sharing plan covering all eligible employees as defined in the plan documents. The plan provides for a discretionary matching contribution, which is equal to a percentage of each eligible contributing participant's elective deferral, which the Company, at its sole discretion, determines from year to year.

Contributions by the Company, net of forfeitures, under this plan were \$2.6 million \$1.0 million, and \$0.5 million for the years ended December 31, 2022, 2021, December 31, 2023 and 2020, respectively. 2022, and \$1.0 million for the year ended December 31, 2021. Eligible employees who elect to participate in the plan are generally vested in any existing matching contribution after three years of service with the Company.

The Company maintains a 2003 Deferred Compensation Plan, which was frozen effective December 31, 2017, and a 2017 Nonqualified Deferred Compensation Plan, each a non-qualified deferred compensation arrangement, intended to comply with Section 409A of the Internal Revenue Code of 1986, as amended, or the Code. Under the deferred compensation plans, certain designated key employees may elect to defer the receipt of a portion of their annual base salary, bonus and commission to the deferred compensation plans. Generally, payments under the deferred compensation plans automatically commence upon a participant's retirement, termination of employment, or death during employment. Under certain circumstances described in the deferred compensation plans, participants may receive distributions during employment. In connection with the deferred compensation plans, the Company elected to invest in amounts consistent with the participants' choices of allocations to funds. Participants of the deferred compensation plans are the Company's unsecured general creditors with respect to the deferred compensation plan benefits. The liability for the deferred compensation is included in other long-term liabilities in the consolidated balance sheets and was \$3.3 million and \$2.5 million at December 31, 2022 December 31, 2023 and 2021, 2022, respectively.

12. Contingencies

Legal Proceedings

From time to time, the Company is involved in various litigation, claims, investigations, and other proceedings that arise in the ordinary course of its business. These proceedings primarily relate to employee-related matters that include individual and collective claims, professional liability, tax, and payroll practices. The Company establishes reserves when available information indicates that a loss is probable and an amount or range of loss can be reasonably estimated. These assessments are performed at least quarterly and are based on the information available to management at the time and involve significant management judgment to determine the probability and estimated amount of potential losses, if any. Based on the available information considered in its reviews, the Company adjusts its loss contingency accruals and its disclosures as may be required. Actual outcomes or losses may differ materially from those estimated by the Company's Company's current assessments, including available insurance recoveries, which would impact the Company's Company's profitability. Adverse developments in existing litigation claims or legal proceedings involving the Company or new claims could require management to establish or increase litigation reserves or enter into unfavorable settlements or satisfy judgments for monetary damages for amounts in excess of current reserves, which could adversely affect the Company's Company's financial results. During the third quarter of 2021, the Company entered into an agreement providing for the reimbursement of \$1.6 million in legal fees incurred in 2020 and 2021, relating to the a grand jury subpoena previously disclosed in the Company's a previous Annual Report on Form 10-K, for the fiscal year ended December 31, 2020. The reimbursement which was collected in the fourth quarter of 2021. The Company believes the outcome of any outstanding loss contingencies as of December 31, 2022 December 31, 2023 will not have a material adverse effect on its business, financial condition, results of operations, or cash flows.

Sales and Other State Non-income Non-Income Tax Liabilities

The Company's Company operates in all 50 states and numerous local jurisdictions, some of which assess sales and other state non-income tax filings are taxes on our services. In the past, it has been subject to routine audits by authorities in the jurisdictions where which have resulted in assessments of additional taxes, interest and penalties. The Company accrues sales and other state non-income tax liabilities

F- 34 32

CROSS COUNTRY HEALTHCARE, INC.
NOTES TO CONSOLIDATED FINANCIAL STATEMENTS
DECEMBER 31, 2022 2023

12. Contingencies (continued)

it conducts business in the United States which may result in assessments of additional taxes. The Company accrues sales and other state non-income tax liabilities based on the Company's its best estimate of its the probable liability utilizing currently available information and interpretation of relevant tax regulations. Given the nature of the Company's

business, some Company's services offered, subjectivity exists as to both whether sales and other state non-income taxes can be assessed on its activity and how the sales tax will ultimately be measured by the relevant jurisdictions. assessed. The Company makes a determination for each reporting period whether the estimates for sales and other non-income taxes in certain states should be revised. and local jurisdictions are materially accurate. The expense is included in selling, general and administrative expenses in the Company's its consolidated statements of operations and comprehensive income (loss) and the liability is reflected in sales tax payable within other current liabilities in its the consolidated balance sheets.

F- 35 33

CROSS COUNTRY HEALTHCARE, INC.
NOTES TO CONSOLIDATED FINANCIAL STATEMENTS
DECEMBER 31, 2022 2023

13. Income Taxes

The components of the Company's income (loss) before income taxes are as follows:

| | | Year Ended December 31, | | | Year Ended December 31, | | |
|-----------------------------------|---------------|-------------------------|-----------|------------|-------------------------|------|------|
| | | 2022 | 2021 | 2020 | 2023 | 2022 | 2021 |
| | | (amounts in thousands) | | | | | |
| | | (amounts in thousands) | | | (amounts in thousands) | | |
| United States | United States | \$255,661 | \$132,809 | \$(12,998) | | | |
| Foreign | Foreign | 664 | 399 | 668 | | | |
| Income (loss) before income taxes | | \$256,325 | \$133,208 | \$(12,330) | | | |
| Income before income taxes | | | | | | | |

The components of the Company's income tax expense (benefit) are as follows:

| | | Year Ended December 31, | | | Year Ended December 31, | | |
|------------------------------|-----------|-------------------------|----------|---------|-------------------------|------|------|
| | | 2022 | 2021 | 2020 | 2023 | 2022 | 2021 |
| | | (amounts in thousands) | | | | | |
| | | (amounts in thousands) | | | (amounts in thousands) | | |
| Current: | Current: | | | | Current: | | |
| Federal | Federal | \$48,664 | \$ 5,165 | \$ 25 | | | |
| State | State | 13,919 | 5,638 | 600 | | | |
| Foreign | Foreign | 219 | 330 | 119 | | | |
| Total | Total | 62,802 | 11,133 | 744 | | | |
| Deferred: | Deferred: | | | | Deferred: | | |
| Federal | Federal | 383 | 892 | (138) | | | |
| State | State | 4,623 | (10,648) | (818) | | | |
| Foreign | Foreign | 56 | (171) | 24 | | | |
| Total | Total | 5,062 | (9,927) | (932) | | | |
| Income tax expense (benefit) | | \$67,864 | \$ 1,206 | \$(188) | | | |
| Income tax expense | | | | | | | |

Deferred income taxes reflect the Company's net tax effect of temporary differences between the carrying amount of assets and liabilities for financial reporting purposes and the amounts used for income tax purposes.

F- 36 34

CROSS COUNTRY HEALTHCARE, INC.
NOTES TO CONSOLIDATED FINANCIAL STATEMENTS
DECEMBER 31, 2022 2023

13. Income Taxes (continued)

(Continued)

Significant components of the Company's deferred tax assets and liabilities are as follows:

| | | December 31, | | December 31, | |
|---------------------------------------|------------------------------------|------------------------|--------|--------------|------------------------|
| | | 2022 | 2021 | 2023 | 2022 |
| | | (amounts in thousands) | | | |
| | | (amounts in thousands) | | | (amounts in thousands) |
| Deferred Tax Assets: | Deferred Tax Assets: | | | | |
| Deferred Tax Assets: | | | | | |
| Deferred Tax Assets: | | | | | |
| Accrued other and prepaid expenses | Accrued other and prepaid expenses | \$ 96 | \$ 237 | | |
| Allowance for doubtful accounts | Allowance for doubtful accounts | 3,471 | 1,644 | | |
| Intangible assets | Intangible assets | 7,518 | 9,273 | | |
| Net operating loss carryforwards | Net operating loss carryforwards | 1,389 | 4,112 | | |
| Accrued professional liability claims | | 1,118 | 1,335 | | |
| Accrued workers' compensation claims | | 3,631 | 3,097 | | |
| Accrued professional liability | | | | | |
| Accrued professional liability | | | | | |
| Accrued professional liability | | | | | |
| Accrued workers' compensation | | | | | |
| Share-based compensation | Share-based compensation | 992 | 840 | | |
| Operating lease liabilities | Operating lease liabilities | 2,228 | 3,790 | | |
| Credit carryforwards | Credit carryforwards | 1 | 41 | | |

| | | | |
|-------------------------------------|-------------------------------------|----------|----------|
| Credit carryforwards | | | |
| Credit carryforwards | | | |
| Other | Other | 630 | 505 |
| Gross deferred tax assets | | | |
| Gross deferred tax assets | Gross deferred tax assets | 21,074 | 24,874 |
| Valuation allowance | | | |
| Valuation allowance | Valuation allowance | (2) | (20) |
| | | 21,072 | 24,854 |
| 21,837 | | | |
| Deferred Tax Liabilities: | | | |
| Deferred Tax Liabilities: | Deferred Tax Liabilities: | | |
| Depreciation | Depreciation | (1,411) | (1,515) |
| Depreciation | | | |
| Depreciation | | | |
| Indefinite-lived intangibles | | | |
| Indefinite-lived intangibles | | | |
| Indefinite-lived intangibles | Indefinite-lived intangibles | (11,829) | (9,993) |
| Operating lease right-of-use assets | | | |
| Operating lease right-of-use assets | Operating lease right-of-use assets | (740) | (1,821) |
| Tax on unrepatriated earnings | | | |
| Tax on unrepatriated earnings | Tax on unrepatriated earnings | (247) | (190) |
| | | (14,227) | (13,519) |
| (16,284) | | | |
| (16,284) | | | |
| (16,284) | | | |
| Net deferred taxes | Net deferred taxes | \$ 6,845 | \$11,335 |

As of December 31, 2022, December 31, 2023 and 2021, 2022, the Company had immaterial valuation allowances on its deferred tax assets. For the year ended December 31, 2021, the Company recorded a net valuation allowance release of \$37.5 million (comprised of \$18.4 million related to federal NOLs, \$7.5 million related to state NOLs, and \$11.6 million related to other net deferred tax assets) on the basis of management's reassessment of the amount of its deferred tax assets that are more likely than not to be realized. The valuation allowance on certain state NOLs was not released due to the respective expiration periods and specific state taxable income projections.

As of each reporting date, management considers new evidence, both positive and negative, that could affect its view of the future realization of deferred tax assets. As of December 31, 2021, in part because the Company achieved 12 quarters of cumulative pretax income including permanent items in the U.S. federal tax jurisdiction, management determined that there was sufficient positive evidence to conclude that it was more likely than not that its net deferred tax assets were realizable. The Company sustained cumulative profits and accordingly, released the valuation allowances on all deferred tax assets but for certain state NOLs due to the respective expiration periods and specific state taxable income projections.

In arriving at its conclusion to release the valuation allowance effective December 31, 2021, the Company considered several positive and negative factors. For the 12 quarters ended December 31, 2021, the Company had \$110.3 million in cumulative pretax income including permanent items. The Company has a history of utilizing NOLs prior to expiration. Further, the Company forecasted positive pretax book income which was expected to exceed the reversal of its future tax deductions, further proving future estimates of taxable income. The growth estimates were tied to the growing demand for healthcare solutions for the Company's customers, including a growing aging U.S. population, and its customers' pressure to keep costs down by using the Company's staffing solutions. With regard to negative evidence, the Company did not have any material taxable temporary

F- 37

CROSS COUNTRY HEALTHCARE, INC.
NOTES TO CONSOLIDATED FINANCIAL STATEMENTS
DECEMBER 31, 2022

13. Income Taxes (continued)

differences to offset deductible temporary differences and did not have any taxable income available for carryback to offset NOLs. As such, the primary focus of its analysis emphasized the 12-quarter cumulative pretax income analysis and projections of future taxable income.

As of December 31, 2022 December 31, 2023, the Company had approximately \$29.6 \$22.9 million of state net operating loss carryforwards, and an immaterial amount of foreign net operating loss carryforwards. The NOLs expire as follows: state between 2023 2024 and 2040 2041 and foreign between 2023 2024 and 2027 2028. As a result of the 2017 Tax Act, certain state NOLs generated in 2020, 2019, and 2018 carry forward indefinitely. As of December 31, 2021, the Company utilized 100 percent of the federal net operating loss.

F- 35

CROSS COUNTRY HEALTHCARE, INC.
NOTES TO CONSOLIDATED FINANCIAL STATEMENTS
DECEMBER 31, 2023

13. Income Taxes (Continued)

The reconciliation of income tax computed at the U.S. federal statutory rate to income tax expense (benefit) is as follows:

| | | Year Ended December 31, | | | Year Ended December 31, | | |
|-------------------------------------|-------------------------------------|-------------------------|----------|-----------|-------------------------|------|------|
| | | 2022 | 2021 | 2020 | 2023 | 2022 | 2021 |
| | | (amounts in thousands) | | | | | |
| | | (amounts in thousands) | | | (amounts in thousands) | | |
| Tax at U.S. statutory rate | Tax at U.S. statutory rate | \$53,828 | \$27,974 | \$(2,589) | | | |
| State taxes, net of federal benefit | State taxes, net of federal benefit | 15,423 | 8,573 | 135 | | | |
| Noncontrolling interest | Noncontrolling interest | — | (5) | (172) | | | |
| Non-deductible items ^(a) | Non-deductible items ^(a) | 179 | 550 | 544 | | | |
| Foreign tax expense | Foreign tax expense | 136 | 76 | 1 | | | |
| Valuation allowances | Valuation allowances | 1 | (37,450) | 117 | | | |
| Uncertain tax positions | Uncertain tax positions | (1,694) | 1,891 | 1,110 | | | |
| Officers' compensation | Officers' compensation | 404 | 344 | 621 | | | |
| Officers' compensation | | | | | | | |
| Officers' compensation | | | | | | | |
| Return to provision | | | | | | | |
| Return to provision | | | | | | | |
| Return to provision | Return to provision | (169) | 44 | 87 | | | |
| Other | Other | (244) | (791) | (42) | | | |
| Income tax expense (benefit) | | \$67,864 | \$ 1,206 | \$(188) | | | |
| Income tax expense | | | | | | | |

(a) Includes non-deductible meals and incidentals and other miscellaneous non-deductible items.

A reconciliation of the beginning and ending amounts of unrecognized tax benefits is as follows:

| Year Ended December 31, | Year Ended December 31, |
|-------------------------|-------------------------|
|-------------------------|-------------------------|

| | Year Ended December 31, | | | | 2023 | 2022 | | 2021 |
|--|--|---------|---------|---------|------|------|--|------------------------|
| | | 2022 | 2021 | 2020 | | | | |
| | (amounts in thousands) | | | | | | | |
| | (amounts in thousands) | | | | | | | (amounts in thousands) |
| Balance at January 1 | Balance at January 1 | \$9,179 | \$6,891 | \$5,792 | | | | |
| Additions based on tax positions related to the current year | Additions based on tax positions related to the current year | 349 | 1,873 | 974 | | | | |
| (Reductions) additions based on tax positions related to prior years | (Reductions) additions based on tax positions related to prior years | (1,947) | — | 125 | | | | |
| Additions (reductions) based on tax positions related to prior years | Additions (reductions) based on tax positions related to prior years | | | | | | | |
| Additions (reductions) based on tax positions related to prior years | Additions (reductions) based on tax positions related to prior years | | | | | | | |
| Additions (reductions) based on tax positions related to prior years | Additions (reductions) based on tax positions related to prior years | | | | | | | |
| Reductions as a result of a lapse of applicable statute of limitations | Reductions as a result of a lapse of applicable statute of limitations | — | (47) | — | | | | |
| Other | Other | — | 462 | — | | | | |
| Other | Other | | | | | | | |
| Balance at December 31 | Balance at December 31 | \$7,581 | \$9,179 | \$6,891 | | | | |

There were no short-term unrecognized tax benefits as of December 31, 2022, December 31, 2023 and 2021, 2022. Long-term unrecognized tax benefits, including interest, are included presented in uncertain tax positions - non-current in the consolidated balance sheets and were \$7.6 \$10.6 million and \$9.0 \$7.6 million as of December 31, 2022, December 31, 2023 and 2021, 2022, respectively. As of December 31, 2022, December 31, 2023 and 2021, 2022, the Company had unrecognized tax benefits, which would affect the effective tax rate if recognized, of \$7.2 \$10.0 million and \$8.6 \$7.2 million, respectively.

The Company recognizes interest and penalties related to unrecognized tax benefits in the provision for income taxes. During the years ended December 31, 2022, December 31, 2023, 2022, and 2021, and 2020, accruals for the payment of interest and penalties were immaterial, as were accruals for the payment

F- 38

CROSS COUNTRY HEALTHCARE, INC.
NOTES TO CONSOLIDATED FINANCIAL STATEMENTS
DECEMBER 31, 2022

13. Income Taxes (continued)

of interest and penalties at December 31, 2022, 2021, and 2020, respectively, immaterial. Tax years 2012 through 2022, 2023 remain open to examination by certain taxing jurisdictions to which the Company is subject to tax. jurisdictions.

An unrecognized tax benefit should be presented in the financial statements as a reduction to a deferred tax asset for a net operating loss carryforward if such carryforward would offset the disallowance of the tax position. As a result of the Company's utilization of its federal net operating loss carryforward and a material amount of state net operating loss carryforwards, the Company reclassified \$0.4 million and \$8.0 million of unrecognized tax benefits from deferred tax assets to long-term liabilities in the years year ended December 31, 2022 and 2021, respectively. Further, for the year ended December 31, 2021, the Company reclassified \$0.5 million, representing the federal benefit of state unrecognized tax benefits, in the tabular rollforward from unrecognized tax benefits to deferred tax assets.

F- 39 36

CROSS COUNTRY HEALTHCARE, INC.
NOTES TO CONSOLIDATED FINANCIAL STATEMENTS
DECEMBER 31, 2022

14. Stockholders' Equity

Stock Repurchase Program

On August 16, 2022, the Company's Board of Directors authorized a new stock repurchase program (the New Repurchase Program), whereby the Company may repurchase up to \$100.0 million of its shares of common stock, subject to the terms of its current credit agreements. The shares may be repurchased from time-to-time in the open market or in privately negotiated transactions. The New Repurchase Program was effective immediately and may be discontinued at any time at the Board's Board of Directors' discretion. In addition to the repurchase of \$100.0 million of its shares of common stock under the New Repurchase Program, the Company was authorized to continue to repurchase any remaining shares available for repurchase under the Company's previous stock repurchase program, which was approved by the Board of Directors on February 28, 2008 (the Prior Repurchase Program). Upon completion of the authorized number of shares available for repurchase under the Prior Repurchase Program, the Company commenced repurchases under the New Repurchase Program during the third quarter of 2022. During the fourth quarter of 2022, the Company entered into a Rule 10b5-1 Repurchase Plan to allow for share repurchases during the Company's blackout periods, effective through November 2, 2023.

On May 1, 2023, the Company's Board of Directors authorized approximately \$59.0 million in additional share repurchases, such that, effective for trades made after May 3, 2023, the aggregate amount available for stock repurchases under the New Repurchase Program was set at \$100.0 million. The shares can be repurchased from time-to-time in the open market or in privately negotiated transactions. Decisions regarding the amount and the timing of repurchases under the New Repurchase Program will be subject to the Company's available liquidity and cash on hand, applicable legal requirements, the terms of the Company's Loan Agreement, general market conditions, and other factors. The New Repurchase Program does not obligate the Company to repurchase any particular number of shares of common stock and may be discontinued by the Board of Directors at any time. During the third quarter of 2023, the Company entered into a new Rule 10b5-1 Repurchase Plan to allow for share repurchases during the Company's blackout periods, beginning on January 2, 2024.

During the year ended December 31, 2023, the Company repurchased and retired a total of 2,343,583 shares of common stock for \$57.6 million, at an average market price of \$24.58 per share. During the year ended December 31, 2022, the Company repurchased and retired, under both programs, a total of 1,364,815 shares of common stock for \$35.3 million, at an average market price of \$25.83 per share. During the fourth quarter of 2022, the Company entered into a Rule 10b5-1 Repurchase Plan to allow for share repurchases during the Company's blackout periods. During the years year ended December 31, 2021 and 2020, the Company did not repurchase any shares of its common stock.

As of December 31, 2022 December 31, 2023, the Company had \$76.2 \$77.3 million remaining for share repurchase under the New Repurchase Program, subject to certain conditions in the Company's Loan Agreement and Term Loan Agreement. At December 31, 2022 December 31, 2023, the Company had 36,302,618 34,384,905 unrestricted shares of common stock outstanding. The Company may repurchase up to an aggregate amount not to exceed \$5.0 million pursuant to its Loan Agreement, and \$5.5 million pursuant to its Term Loan Agreement, in any fiscal year, or an unlimited amount if the Company meets certain conditions as described in each of the agreements, agreement. In 2022, 2023, the conditions were met to repurchase an unlimited amount number of shares.

Share-Based Payments

On May 19, 2020, the Company's stockholders approved the Cross Country Healthcare, Inc. 2020 Omnibus Incentive Plan (2020 Plan), which replaced the Cross Country Healthcare, Inc. 2017 Omnibus Incentive Plan (2017 Plan), and applies to awards granted after May 19, 2020. The remaining shares available for grant under the 2017 Plan were cancelled and no further awards will be granted under that plan. The 2020 Plan generally mirrors the terms of the 2017 Plan and includes the following provisions: (i) an aggregate share reserve of 3,000,000 shares; (2) annual dollar and share limits of awards granted to employees and consultants, as well as non-employee directors, based on type of award; (3) awards granted generally will be subject to a minimum one-year vesting schedule; and (4) awards may be granted under the 2020 Plan until March 24, 2030.

The Company's 2017 Plan and 2020 Plan (Plans) provide for the issuance of stock options, stock appreciation rights, restricted stock, performance shares, and performance-based cash awards that may be granted with the intent to comply with the "performance-based compensation" exception under Section 162(m) of the Internal Revenue Code, and other stock-based awards, all as defined by the Plans, to eligible employees, consultants and non-employee Directors. The Plans include Section 162(m) performance goals so that certain incentive awards granted to certain executive officers of the Company may qualify as exempt performance-based compensation. However, Section 162(m) of the Internal Revenue Code updated in conjunction with

F- 37

CROSS COUNTRY HEALTHCARE, INC.
NOTES TO CONSOLIDATED FINANCIAL STATEMENTS

DECEMBER 31, 2023

14. Stockholders' Equity (continued)

the 2017 Tax Act in November 2018 limits a publicly-held corporation's federal tax deduction for compensation paid to "covered employees" to \$1.0 million per year, for non-performance and performance shares.

Restricted stock awards granted under the Company's Plans entitle the holder to receive, at the end of a vesting period, a specified number of shares of the Company's common stock. Share-based compensation expense is measured by the market value of the Company's stock on the date of grant. The shares vest ratably over a **three year three-year** period ending on the anniversary date of the grant, and vesting is subject to the **employee's employee's** continuing employment. There is no partial vesting, and any unvested portion is forfeited. Pursuant to the Plans, the number of target shares that are issued for performance-based stock awards are determined based on the level of attainment of the targets.

F- 40

CROSS COUNTRY HEALTHCARE, INC.
NOTES TO CONSOLIDATED FINANCIAL STATEMENTS
DECEMBER 31, 2022

14. Stockholders' Equity (continued)

The following table summarizes restricted stock awards and performance stock awards activity issued under the Plans for the year ended December 31, 2022 December 31, 2023:

| Restricted Stock Awards | | | | | | Restricted Stock Awards | | | | Performance Stock Awards | | | |
|---|-----------|--|----------|--|----------|--------------------------|--|--|--|--------------------------|--|--|--|
| | | Restricted Stock Awards | | | | Performance Stock Awards | | | | Restricted Stock Awards | | Performance Stock Awards | |
| | | Restricted Stock Awards | | Performance Stock Awards | | Number of Shares | | Weighted Average Grant Date Fair Value | | Number of Target Shares | | Weighted Average Grant Date Fair Value | |
| | | Weighted Average Grant Date Fair Value | | Weighted Average Grant Date Fair Value | | | | | | | | | |
| | | Number of Shares | | Date of Fair Value | | Number of Target Shares | | Date of Fair Value | | | | | |
| Unvested restricted stock awards, January 1, 2022 | | 1,039,455 | \$ 9.75 | 522,166 | \$ 8.64 | | | | | | | | |
| Unvested restricted stock awards, January 1, 2023 | | | | | | | | | | | | | |
| Granted | Granted | 289,624 | \$ 20.84 | 171,873 | \$ 18.94 | | | | | | | | |
| Vested | Vested | (575,051) | \$ 9.14 | (170,278) | \$ 7.03 | | | | | | | | |
| Forfeited | Forfeited | (79,520) | \$ 14.10 | (47,675) | \$ 12.33 | | | | | | | | |
| Unvested restricted stock awards, December 31, 2022 | | 674,508 | \$ 14.53 | 476,086 | \$ 12.56 | | | | | | | | |
| Unvested restricted stock awards, December 31, 2023 | | | | | | | | | | | | | |

Awards granted to non-employee directors under the 2017 Plan, prior to the adoption of the 2020 Plan vest in three equal installments on the first, second, and third anniversaries of the grant date, while restricted shares granted under the 2020 Plan on and subsequent to June 2020 will vest on the first anniversary of such grant date, or earlier subject to retirement eligibility. In addition, effective in for the three months ended June 30, 2020, the Company implemented modified guidelines that provide for accelerated vesting of restricted stock grants on the last date of service when a retirement-eligible director retires.

On March 31, 2022 March 31, 2023, 2021, 2022, and 2020, 2021, the Company awarded performance stock awards totaling 160,782, 126,576, 160,416, and 286,415, 160,416, respectively. The Company awarded an additional 16,921 and 7,908 shares of performance stock awards in the second quarter of 2022 and 2021, respectively. If the minimum level of performance is attained for the 2023, 2022, 2021, and 2020 2021 awards, restricted stock will be issued with a vesting date of the third anniversary of such grant date. The level of attainment will be certified within 30 days of the vest date. During the first quarter of 2022, 2023, the Company's Compensation Committee of the Board of Directors approved a 120% level of attainment for the 2019 2020 performance-based share awards, resulting in the issuance of 170,278 238,253 performance shares that vested on March 31, 2022 March 31, 2023.

As of December 31, 2022 December 31, 2023, the Company had approximately \$6.0 6.8 million of total unrecognized compensation cost related to non-vested restricted stock awards which may be adjusted for future changes in forfeitures. The Company expects to recognize such cost over a weighted average period of 1.31 1.46 years. The fair value of shares vested was approximately \$9.3 million, \$12.1 million, \$8.9 million, and \$2.7 \$8.9 million for the years ended December 31, 2022 December 31, 2023, 2021, 2022, and 2020, 2021, respectively.

As of December 31, 2022 December 31, 2023, the Company had approximately \$4.5 1.7 million of total unrecognized compensation cost related to performance stock awards which may be adjusted for future changes in forfeitures. The Company expects to recognize such cost over a weighted average period of 1.11 1.26 years, the remaining service period. The fair value of shares vested was approximately \$5.3 million and \$3.7 million for the year years ended December 31, 2022. December 31, 2023 and 2022. No shares vested for the years year ended December 31, 2021 and 2020. .

The Company's stock appreciation rights could only be settled with stock or cash, at the discretion of the Committee. The stock appreciation rights vested 25% per year over a 4 year period and expired after 7 years. The Company's policy was to issue new shares from its authorized but unissued balance of common stock outstanding or shares of common stock reacquired by the Company if stock appreciation rights were settled with stock. During the year ended December 31, 2020, 1,000 stock appreciation rights were exercised, and the remaining 7,000 stock appreciation rights expired.

F- 41 38

CROSS COUNTRY HEALTHCARE, INC.
NOTES TO CONSOLIDATED FINANCIAL STATEMENTS
DECEMBER 31, 2022 2023

15. Earnings Per Share

The following table sets forth the components of the numerator and denominator for the computation of the basic and diluted earnings per share:

| | Year Ended December 31, | | | Year Ended December 31, | | |
|---|---|-----------|------------|-------------------------|------|---|
| | 2022 | 2021 | 2020 | 2023 | 2022 | |
| | (amounts in thousands, except per share data) | | | | | 2021 |
| | (amounts in thousands, except per share data) | | | | | (amounts in thousands, except per share data) |
| Numerator: | Numerator: | | | | | |
| Net income (loss) attributable to common stockholders - Basic and Diluted | \$188,461 | \$132,002 | \$(12,962) | | | |
| Net income attributable to common stockholders - Basic and Diluted | | | | | | |
| Net income attributable to common stockholders - Basic and Diluted | | | | | | |
| Net income attributable to common stockholders - Basic and Diluted | | | | | | |
| Denominator: | Denominator: | | | | | |
| Denominator: | | | | | | |
| Denominator: | | | | | | |
| Weighted average common shares - Basic | | | | | | |

| | | | | |
|---|--|---------|---------|-----------|
| Weighted average common shares - Basic | | | | |
| Weighted average common shares - Basic | Weighted average common shares - Basic | 37,012 | 36,689 | 36,088 |
| Effective of diluted shares: | Effective of diluted shares: | | | |
| Share-based awards | Share-based awards | 524 | 703 | — |
| Share-based awards | | | | |
| Share-based awards | | | | |
| Weighted average common shares - Diluted | Weighted average common shares - Diluted | 37,536 | 37,392 | 36,088 |
| Weighted average common shares - Diluted | | | | |
| Weighted average common shares - Diluted | | | | |
| Net income (loss) per share attributable to common stockholders - Basic | | | | |
| | | \$ 5.09 | \$ 3.60 | \$ (0.36) |
| Net income per share attributable to common stockholders - Basic | | | | |
| Net income per share attributable to common stockholders - Basic | | | | |
| Net income per share attributable to common stockholders - Basic | | | | |
| Net income (loss) per share attributable to common stockholders - Diluted | | | | |
| | | \$ 5.02 | \$ 3.53 | \$ (0.36) |
| Net income per share attributable to common stockholders - Diluted | | | | |
| Net income per share attributable to common stockholders - Diluted | | | | |
| Net income per share attributable to common stockholders - Diluted | | | | |

For the year 2020, no tax benefits were assumed for the potentially dilutive shares due to the Company's net operating loss position.

The following table represents the share-based awards that could potentially dilute net income per share attributable to common stockholders in the future that were not included in the computation of diluted net income per share attributable to common stockholders because to do so would have been anti-dilutive for the periods presented.

| | Year Ended December 31, | | |
|--|-------------------------|------|------|
| | 2022 | 2021 | 2020 |

| | (amounts in thousands) | | |
|--------------------|------------------------|---|-----|
| Share-based awards | 55 | 6 | 663 |

| | Year Ended December 31, | | |
|--------------------|-------------------------|------|------|
| | 2023 | 2022 | 2021 |
| | (amounts in thousands) | | |
| Share-based awards | 2 | 55 | 6 |

16. Related Party Transactions

Prior to December 31, 2020, the Company had a 68% ownership interest in Cross Country Talent Acquisition Group, LLC, a joint venture between the Company and a hospital system. The Company generated revenue providing staffing services to the hospital system of \$16.0 million in 2020. Effective December 31, 2020, the sole professional staffing services agreement held by its joint venture was terminated, at which time the Company entered into a direct staffing agreement with the hospital system. The Company dissolved Cross Country Talent Acquisition Group, LLC during the third quarter of 2021.

The Company has entered into an arrangement for digital marketing services provided by a firm that is related to Mr. Kevin C. Clark, the Company's non-executive Chairman of the Board of Directors since April 1, 2022, and the Company's Co-Founder & Chief Executive Officer through March 31, 2022. Mr. Clark is a minority shareholder in the firm's parent company and is a member of the parent company's Board of Directors. Management believes the terms of the arrangement are equivalent to those prevailing in an arm's-length transaction and have been approved by the Company through its related party process. The digital marketing firm manages a limited number of digital publishers covering various Company brands for a monthly management fee. In 2023, 2022, 2021, and 2020, 2021, the Company incurred an immaterial amount in expenses. The Company had an immaterial payable balance at December 31, 2022, December 31, 2023 and 2021.

F- 42

CROSS COUNTRY HEALTHCARE, INC. NOTES TO CONSOLIDATED FINANCIAL STATEMENTS DECEMBER 31, 2022 2022.

16. Related Party Transactions (continued)

The Company provides services to entities which are affiliated with certain members of the Company's Board of Directors. Management believes the services were conducted on terms equivalent to those prevailing in an arm's-length transaction. Revenue related to these transactions was \$1.2 million, \$1.8 million and \$0.7 million, respectively, for the years ended December 31, 2022, December 31, 2023, 2022 and 2021, and an immaterial amount for the year ended December 31, 2020, 2021. Accounts receivable due from these entities was an immaterial amount at December 31, 2022, December 31, 2023 and 2021, 2022.

Following the WSG acquisition on June 8, 2021, the Company continued to rent WSG's headquarters. The Chief Executive Officer and Founder of WSG, who is currently a business unit president with the Company, is was an agent of the lessor. The lease term for WSG's headquarters expires on December 31, 2024. was terminated at the end of the first quarter of 2023. The Company paid an immaterial amount in

F- 39

CROSS COUNTRY HEALTHCARE, INC. NOTES TO CONSOLIDATED FINANCIAL STATEMENTS DECEMBER 31, 2023

16. Related Party Transactions (continued)

rent expense for these premises for the years ended December 31, 2022, December 31, 2023, 2022 and 2021, and had no payable balance at December 31, 2022, December 31, 2023 or 2021, 2022.

In the first quarter of 2020, the Company entered into a note payable of \$7.3 million related to contingent consideration assumed as part of a prior period acquisition, payable in three equal installments. The payees of the note are controlled by an employee of the sellers who remained with the Company. The third and final installment of \$2.6 million, including interest, was paid in the first quarter of 2022. See Note 4 - Acquisitions.

17. Segment Data

In the first quarter of 2021, the Company modified its disclosures of reportable segments to better align with its management structure and to reflect how the operating results are regularly reviewed by the chief operating decision maker, resulting in two reportable segments, Nurse and Allied Staffing and Physician Staffing. The results of the previously reported Search segment have been consolidated within Nurse and Allied Staffing for all periods presented. The Company's segments offer services to its customers as described below:

- **Nurse and Allied Staffing** - Nurse and Allied Staffing provides traditional staffing, recruiting, and value-added total talent solutions including: temporary and permanent placement of travel and local nurse and allied professionals, and healthcare leaders within nursing, allied, physician, human resources, and finance, MSP services, education healthcare services, in-home care services, and outsourcing services. In addition, Nurse and Allied Staffing provides retained executive search services for healthcare professionals, as well as contingent search and recruitment process outsourcing services, and offers the Company's SaaS-based, proprietary, vendor management technology, Intellify® to facilities to manage all or a portion of their agency services. Its customers include: public and private acute-care and non-acute care hospitals, government facilities, local and national healthcare plans, managed care providers, public schools and charter schools, academic medical centers, Programs of All-Inclusive Care for the Elderly (PACE) programs, outpatient clinics, ambulatory care facilities, physician practice groups, and many other healthcare providers throughout the United States.
- **Physician Staffing** - Physician Staffing provides physicians in many specialties, as well as certified registered nurse anesthetists, nurse practitioners, and physician assistants as independent contractors on temporary assignments throughout the United States at various healthcare facilities, such as acute and non-acute care facilities, medical group practices, government facilities, and managed care organizations.

The Company evaluates performance of each segment primarily based on revenue and contribution income. The Company defines contribution income as income (loss) from operations before depreciation and amortization, acquisition and integration-related (benefits) costs, restructuring (benefits) costs, legal settlement charges, impairment charges, and corporate overhead. The Company does not evaluate, manage, or measure performance of segments using asset information; accordingly, total asset information by segment is not prepared or disclosed. The information in the following table is derived from the segments' internal financial information as used for corporate management purposes. Certain corporate expenses are not allocated to and/or among the operating segments.

F- 43 40

CROSS COUNTRY HEALTHCARE, INC.
NOTES TO CONSOLIDATED FINANCIAL STATEMENTS
DECEMBER 31, 2022 2023

17. Segment Data (continued)

Information on operating segments and a reconciliation to income (loss) from operations for the periods indicated are as follows:

| | | Year Ended December 31, | | | Year Ended December 31, | | |
|-----------------------------------|-----------------------------------|-------------------------|--------------------|------------------|-------------------------|------|------|
| | | 2022 | 2021 | 2020 | 2023 | 2022 | 2021 |
| | | (amounts in thousands) | | | (amounts in thousands) | | |
| Revenues from services: | Revenues from services: | | | | Revenues from services: | | |
| Nurse and Allied Staffing | Nurse and Allied Staffing | \$2,700,383 | \$1,605,781 | \$768,483 | | | |
| Physician Staffing | Physician Staffing | 106,226 | 70,871 | 67,934 | | | |
| | | <u>\$2,806,609</u> | <u>\$1,676,652</u> | <u>\$836,417</u> | | | |
| Contribution income: | Contribution income: | | | | Contribution income: | | |
| Nurse and Allied Staffing | Nurse and Allied Staffing | \$ 355,447 | \$ 205,738 | \$ 74,169 | | | |
| Physician Staffing | Physician Staffing | 5,508 | 4,328 | 3,619 | | | |
| | | <u>360,955</u> | <u>210,066</u> | <u>77,788</u> | | | |
| Corporate overhead ^(a) | Corporate overhead ^(a) | 67,087 | 55,142 | 51,900 | | | |
| Corporate overhead ^(a) | Corporate overhead ^(a) | | | | | | |
| Corporate overhead ^(a) | Corporate overhead ^(a) | | | | | | |

| | | | | |
|---|-------------------------------|------------|------------|------------|
| Depreciation and amortization | Depreciation and amortization | 12,576 | 9,852 | 12,671 |
| Acquisition and integration-related costs | | 726 | 1,068 | 77 |
| Restructuring costs | Restructuring costs | 1,861 | 2,630 | 6,052 |
| Restructuring costs | | | | |
| Restructuring costs | | | | |
| Legal settlement charges | | | | |
| Impairment charges | Impairment charges | 5,597 | 2,070 | 16,248 |
| Income (loss) from operations | | \$ 273,108 | \$ 139,304 | \$ (9,160) |
| Other costs ^(b) | | | | |
| Income from operations | | | | |

(a) Corporate overhead includes unallocated executive leadership and other centralized corporate functional support costs such as finance, IT, legal, human resources, and marketing, as well as public company expenses and corporate-wide projects (initiatives).

As a result of modifying the Company's reportable segments, revenue in the amount of \$10.5 million (b) Other costs include acquisition and contribution loss in the amount of \$1.1 million, included in the previously-reported Search segment have been reclassified to Nurse and Allied Staffing for the year ended December 31, 2020. integration-related costs.

F- 44 41

CROSS COUNTRY HEALTHCARE, INC.
NOTES TO CONSOLIDATED FINANCIAL STATEMENTS
DECEMBER 31, 2022 2023

18. Quarterly Financial Data (Unaudited)

The following tables contain selected unaudited statements of operations and comprehensive income (loss) information for each quarter of 2022 2023 and 2021, 2022. The following information reflects all normal recurring adjustments necessary for a fair presentation of the information for the periods presented. The operating results for any quarter are not necessarily indicative of results for any future period.

| | | First Quarter | Second Quarter | Third Quarter | Fourth Quarter | First Quarter | Second Quarter | Third Quarter | Fourth Quarter |
|--|-----------------------------|------------------|-------------------|------------------|-------------------|------------------|-------------------|------------------|-------------------|
| (amounts in thousands, except per share data) | | | | | | | | | |
| 2022 | | | | | | | | | |
| 2023 | | | | | | | | | |
| (amounts in thousands, except per share data) | | | | | | | | | |
| Revenue from services | Revenue from services | \$ 788,732 | \$ 753,561 | \$ 636,098 | \$ 628,218 | | | | |
| Gross profit ^(a) | Gross profit ^(a) | 174,794 | 170,405 | 143,545 | 138,942 | | | | |
| Gross profit ^(a) | | | | | | | | | |
| Gross profit ^(a) | | | | | | | | | |
| Net income attributable to common stockholders | | | | | | | | | |
| Net income attributable to common stockholders | | | | | | | | | |

| | | | | | | | | | |
|---|--|---|----------------|---------------|----------------|--|----------------|---------------|----------------|
| Net income attributable to common stockholders | Net income attributable to common stockholders | 61,983 | 52,894 | 34,793 | 38,791 | | | | |
| Net income per share attributable to common stockholders | Net income per share attributable to common stockholders | | | | | | | | |
| - Basic ^(b) | - Basic ^(b) | \$ 1.67 | \$ 1.41 | \$ 0.94 | \$ 1.06 | | | | |
| Net income per share attributable to common stockholders - Basic ^(b) | | | | | | | | | |
| Net income per share attributable to common stockholders - Basic ^(b) | | | | | | | | | |
| Net income per share attributable to common stockholders | Net income per share attributable to common stockholders | | | | | | | | |
| - Diluted ^(b) | - Diluted ^(b) | \$ 1.63 | \$ 1.40 | \$ 0.93 | \$ 1.05 | | | | |
| Net income per share attributable to common stockholders - Diluted ^(b) | | | | | | | | | |
| Net income per share attributable to common stockholders - Diluted ^(b) | | | | | | | | | |
| | | First Quarter | Second Quarter | Third Quarter | Fourth Quarter | First Quarter | Second Quarter | Third Quarter | Fourth Quarter |
| | | (amounts in thousands, except per share data) | | | | | | | |
| 2021 | | | | | | | | | |
| 2022 | | | | | | 2022 (amounts in thousands, except per share data) | | | |
| Revenue from services | Revenue from services | \$329,241 | \$331,827 | \$374,905 | \$640,679 | | | | |
| Gross profit ^(a) | Gross profit ^(a) | 71,465 | 72,590 | 83,794 | 147,150 | | | | |
| Gross profit ^(a) | | | | | | | | | |
| Gross profit ^(a) | | | | | | | | | |
| Net income attributable to common stockholders | | | | | | | | | |
| Net income attributable to common stockholders | | | | | | | | | |
| Net income attributable to common stockholders | Net income attributable to common stockholders | 19,448 | 11,548 | 23,433 | 77,573 | | | | |
| Net income per share attributable to common stockholders | Net income per share attributable to common stockholders | | | | | | | | |
| - Basic ^(b) | - Basic ^(b) | \$ 0.54 | \$ 0.32 | \$ 0.63 | \$ 2.10 | | | | |
| Net income per share attributable to common stockholders - Basic ^(b) | | | | | | | | | |

| | |
|---------------------------------------|---------------------------------|
| Net income per share | |
| attributable to common | |
| stockholders - Basic ^(b) | |
| Net income | Net income |
| per share | per share |
| attributable | attributable |
| to common | to common |
| stockholders | stockholders |
| - Diluted ^(b) | - Diluted ^(b) |
| | \$ 0.53 \$ 0.31 \$ 0.62 \$ 2.07 |
| Net income per share | |
| attributable to common | |
| stockholders - Diluted ^(b) | |
| Net income per share | |
| attributable to common | |
| stockholders - Diluted ^(b) | |

(a) Excludes depreciation and amortization.

(b) The sum of the quarterly per share amounts may not equal amounts reported for year-to-date due to the effects of rounding and changes in the number of weighted average shares outstanding used in the calculation.

The following items are the most significant items that impact the comparability and presentation of our consolidated data:

- During the first and third quarters of 2022, the Company recorded impairment charges of \$1.7 million and \$2.0 million, respectively, related to right-of-use assets and related property in connection with vacated leases, and \$1.9 million related to the write-off of a discontinued an IT project in the third quarter. During the second quarter of 2021, the Company recorded impairment charges of \$1.9 million related to ceasing use of certain leased properties. See Note 5 - Goodwill, Trade Names, and Other Intangible Assets and Note 9 - Leases.
- On December 13, 2022, the Company acquired Hireup Leadership Inc. and on October 3, 2022, the Company acquired Mint Medical Physician Staffing, LP and Lotus Medical Staffing LLC. On December 16, 2021, the Company acquired Selected, Inc. and on June 8, 2021, the Company acquired Workforce Solutions Group, Inc. The acquisitions were not material and have been accounted for using the acquisition method. The results of the acquisitions' operations have been included in the consolidated statements of operations and comprehensive income (loss) from their dates of acquisition. See Note 4 - Acquisitions.
- The Company incurred restructuring costs primarily comprised of employee termination costs, lease-related exit costs, and reorganization costs as part of planned cost savings initiatives. In The Company recorded expenses of \$0.9 million in both the first second and fourth quarters of 2023. In 2022, the Company recorded immaterial expenses, recorded a benefit of \$1.1 million associated with the early termination of the lease for one of the Company's corporate offices in the second quarter, which was previously restructured, and recorded expenses in the third quarter of \$2.5 million. In the first quarter of 2021, the
- The Company recorded expenses loss on early extinguishment of \$1.2 debt of \$1.7 million recorded expenses in the second quarter of \$0.8 million, 2023, consisting of the write-off of debt issuance costs related to the payoff and recorded immaterial expenses in termination of the third term loan on June 30, 2023. In the second and fourth quarter.
- The quarters of 2022, the Company recorded loss on early extinguishment of debt of \$1.9 million and \$1.8 million, respectively, consisting of a prepayment premium and the write-off of debt issuance costs related to the optional prepayments on its term loan made in the second and fourth quarters of 2022, loan. See Note 8 - Debt.

F- 45

CROSS COUNTRY HEALTHCARE, INC.
NOTES TO CONSOLIDATED FINANCIAL STATEMENTS
DECEMBER 31, 2022

18. Quarterly Financial Data (Unaudited) (continued)

- During the second quarter of 2022, the Company recognized a gain on lease termination of \$1.1 million as a result of the early termination of the lease for one of the Company's corporate offices.

F- 42

CROSS COUNTRY HEALTHCARE, INC.
NOTES TO CONSOLIDATED FINANCIAL STATEMENTS
DECEMBER 31, 2023

18. Quarterly Financial Data (Unaudited) (continued)

- During the **third first** quarter of **2021, 2023**, the Company entered into an agreement for the reimbursement of **\$1.6** incurred **\$1.1** million, **in including** legal fees, incurred in **2020 to settle a wage** and 2021, which were collected in the fourth quarter of 2021, related to a previously-disclosed grand jury subpoena.
- In the fourth quarter of 2021, the Company benefited from a \$37.5 million reversal of valuation allowance on its net deferred tax assets. This reversal resulted in increased income tax expense in all quarters of 2022. See Note 13 - Income Taxes. **hour class action lawsuit.**

Schedule II

[illegible]

| | |
|--------------------------------|---|
| <u>Valuation</u> | <u>Valuation</u> |
| <u>Allowance</u> | <u>Allowance</u> |
| <u>for</u> | <u>for</u> |
| <u>Deferred</u> | <u>Deferred</u> |
| <u>Tax Assets</u> | <u>Tax Assets</u> |
| <u>Valuation Allowance for</u> | |
| <u>Deferred Tax Assets</u> | |
| <u>Valuation Allowance for</u> | |
| <u>Deferred Tax Assets</u> | |
| Year Ended | |
| December | |
| 31, 2023 | |
| Year Ended | Year Ended |
| December | December |
| 31, 2022 | 31, 2022 |
| | \$ 20 \$ — \$ (18) \$ — \$ 2 |
| Year Ended | Year Ended |
| December | December |
| 31, 2021 | 31, 2021 |
| | \$ 37,472 \$ (37,449) \$ — \$ (3) \$ 20 |
| Year Ended | December |
| 31, 2020 | |
| | \$ 37,345 \$ 118 \$ — \$ 9 \$37,472 |

(a) Uncollectible accounts written off, net of recoveries.

II- 1

Exhibit 21.1

LIST OF SUBSIDIARIES

| Subsidiary | Place of Incorporation |
|--|------------------------|
| Assignment America, LLC | Delaware |
| Cejka Search, LLC | Delaware |
| Credent Verification and Licensing Services, LLC | Delaware |
| Cross Country DAS, Inc. | Delaware |
| Cross Country Holdco (Cyprus) Limited | Cyprus |
| Cross Country Infotech, Pvt. Ltd. | India |
| Cross Country Staffing, Inc. | Delaware |
| Cross Country Tech, LLC | Delaware |
| Intellify Talent Solutions, LLC | Delaware |
| Medical Doctor Associates, LLC | Delaware |
| New Mediscan II, LLC | California |
| OWS, LLC | Delaware |
| Travel Staff, LLC | Delaware |

Exhibit 23.1

CONSENT OF INDEPENDENT REGISTERED PUBLIC ACCOUNTING FIRM

We consent to the incorporation by reference in Registration Statement Nos. 333-74862, 333-145484, 333-188519, 333-196639, 333-218557 and 333-238719 on Form S-8 and Registration Statement No. 333-263433 on Form S-3 of our report dated February 23, 2023 February 22, 2024, relating to the consolidated financial statements of Cross Country Healthcare, Inc. and subsidiaries, and the effectiveness of Cross Country Healthcare, Inc. and subsidiaries' internal control over financial reporting, appearing in this Annual Report on Form 10-K for the year ended December 31, 2022 December 31, 2023.

/s/ Deloitte & Touche LLP

Boca Raton, Florida

February 23, 2023 22, 2024

Exhibit 31.1

CERTIFICATION

I, John A. Martins, certify that:

1. I have reviewed this annual report on Form 10-K of Cross Country Healthcare, Inc.;
2. Based on my knowledge, this report does not contain any untrue statement of a material fact or omit to state a material fact necessary to make the statements made, in light of the circumstances under which such statements were made, not misleading with respect to the period covered by this report;
3. Based on my knowledge, the financial statements, and other financial information included in this report, fairly present in all material respects the financial condition, results of operations and cash flows of the registrant as of, and for, the periods presented in this report;
4. The registrant's other certifying officer and I are responsible for establishing and maintaining disclosure controls and procedures (as defined in Exchange Act Rules 13a-15(e) and 15d-15(e)) and internal control over financial reporting (as defined in Exchange Act Rules 13a-15(f) and 15d-15(f)) for the registrant and have:
 - a. Designed such disclosure controls and procedures, or caused such disclosure controls and procedures to be designed under our supervision, to ensure that material information relating to the registrant, including its consolidated subsidiaries, is made known to us by others within those entities, particularly during the period in which this report is being prepared;
 - b. Designed such internal control over financial reporting, or caused such internal control over financial reporting to be designed under our supervision, to provide reasonable assurance regarding the reliability of financial reporting and the preparation of financial statements for external purposes in accordance with generally accepted accounting principles;
 - c. Evaluated the effectiveness of the registrant's disclosure controls and procedures and presented in this report our conclusions about the effectiveness of the disclosure controls and procedures, as of the end of the period covered by this report based on such evaluation; and
 - d. Disclosed in this report any change in the registrant's internal control over financial reporting that occurred during the registrant's most recent fiscal quarter (the registrant's fourth fiscal quarter in the case of an annual report) that has materially affected, or is reasonably likely to materially affect, the registrant's internal control over financial reporting; and
5. The registrant's other certifying officer and I have disclosed, based on our most recent evaluation of internal control over financial reporting, to the registrant's auditors and the audit committee of the registrant's board of directors (or persons performing the equivalent functions):
 - a. All significant deficiencies and material weaknesses in the design or operation of internal control over financial reporting which are reasonably likely to adversely affect the registrant's ability to record, process, summarize and report financial information; and
 - b. Any fraud, whether or not material, that involves management or other employees who have a significant role in the registrant's internal control over financial reporting.

Date: February 23, 2023 22, 2024

/s/ John A. Martins

John A. Martins
President & Chief Executive Officer
(Principal Executive Officer)

y>

CERTIFICATION

I, William J. Burns, certify that:

1. I have reviewed this annual report on Form 10-K of Cross Country Healthcare, Inc.;
2. Based on my knowledge, this report does not contain any untrue statement of a material fact or omit to state a material fact necessary to make the statements made, in light of the circumstances under which such statements were made, not misleading with respect to the period covered by this report;
3. Based on my knowledge, the financial statements, and other financial information included in this report, fairly present in all material respects the financial condition, results of operations and cash flows of the registrant as of, and for, the periods presented in this report;
4. The registrant's other certifying officer and I are responsible for establishing and maintaining disclosure controls and procedures (as defined in Exchange Act Rules 13a-15(e) and 15d-15(e)) and internal control over financial reporting (as defined in Exchange Act Rules 13a-15(f) and 15d-15(f)) for the registrant and have:
 - a. Designed such disclosure controls and procedures, or caused such disclosure controls and procedures to be designed under our supervision, to ensure that material information relating to the registrant, including its consolidated subsidiaries, is made known to us by others within those entities, particularly during the period in which this report is being prepared;
 - b. Designed such internal control over financial reporting, or caused such internal control over financial reporting to be designed under our supervision, to provide reasonable assurance regarding the reliability of financial reporting and the preparation of financial statements for external purposes in accordance with generally accepted accounting principles;
 - c. Evaluated the effectiveness of the registrant's disclosure controls and procedures and presented in this report our conclusions about the effectiveness of the disclosure controls and procedures, as of the end of the period covered by this report based on such evaluation; and
 - d. Disclosed in this report any change in the registrant's internal control over financial reporting that occurred during the registrant's most recent fiscal quarter (the registrant's fourth fiscal quarter in the case of an annual report) that has materially affected, or is reasonably likely to materially affect, the registrant's internal control over financial reporting; and
5. The registrant's other certifying officer and I have disclosed, based on our most recent evaluation of internal control over financial reporting, to the registrant's auditors and the audit committee of the registrant's board of directors (or persons performing the equivalent functions):
 - a. All significant deficiencies and material weaknesses in the design or operation of internal control over financial reporting which are reasonably likely to adversely affect the registrant's ability to record, process, summarize and report financial information; and
 - b. Any fraud, whether or not material, that involves management or other employees who have a significant role in the registrant's internal control over financial reporting.

Date: February 23, 2023 22, 2024

/s/ William J. Burns

William J. Burns
Executive Vice President & Chief Financial Officer
(Principal Financial Officer)

CERTIFICATION PURSUANT TO 18 U.S.C. SECTION 1350

In connection with the accompanying Annual Report on Form 10-K of Cross Country Healthcare, Inc. (the Company) for the year ended December 31, 2022 December 31, 2023, (the "Periodic Report"), I, John A. Martins, President and Chief Executive Officer of the Company, hereby certify pursuant to 18 U.S.C. Section 1350, as adopted pursuant to Section 906 of the Sarbanes-Oxley Act of 2002, that to my knowledge the Periodic Report fully complies with the requirements of Section 13(a) or 15(d) of the Securities Exchange Act of 1934 and that the information contained in the Periodic Report fairly presents, in all material respects, the financial condition and results of operations of the Company.

Date: February 23, 2023 22, 2024

/s/ John A. Martins

John A. Martins
President, Chief Executive Officer
(Principal Executive Officer)

The foregoing certification is provided solely for purposes of complying with the provisions of Section 906 of the Sarbanes-Oxley Act of 2002.

yle="color:#828282;font-family:'Arial',sans-serif;font-size:8pt;font-weight:400;line-height:120%">4830-3003-58931

Exhibit 32.2

CERTIFICATION PURSUANT TO 18 U.S.C. SECTION 1350

In connection with the accompanying Annual Report on Form 10-K of Cross Country Healthcare, Inc. (the "Company") for the year ended December 31, 2022 December 31, 2023, (the "Periodic Report"), I, William J. Burns, Executive Vice President and Chief Financial Officer of the Company, hereby certify pursuant to 18 U.S.C. Section 1350, as adopted pursuant to Section 906 of the Sarbanes-Oxley Act of 2002, that to my knowledge the Periodic Report fully complies with the requirements of Section 13(a) or 15(d) of the Securities Exchange Act of 1934 and that the information contained in the Periodic Report fairly presents, in all material respects, the financial condition and results of operations of the Company.

Date: February 23, 2023 22, 2024

/s/ William J. Burns

William J. Burns

Executive Vice President, Chief Financial Officer
(Principal Financial Officer)

The foregoing certification is provided solely for purposes of complying with the provisions of Section 906 of the Sarbanes-Oxley Act of 2002.

0001628280-24-006454cch_finalxlogoxrbg.jpç 0001628280-24-006454image_0.jpg

Exhibit 97.1

CROSS COUNTRY HEALTHCARE, INC.

COMPENSATION RECOUPMENT POLICY

Effective as of December 1, 2023

I. Introduction

The Board of Directors (the "Board") of Cross Country Healthcare, Inc. (the "Company") believes that it is in the best interests of the Company and its stockholders to create and maintain a culture that emphasizes integrity and accountability and that reinforces the Company's pay-for-performance compensation philosophy. The Board and the Compensation Committee of the Board (the "Compensation Committee") have therefore adopted this Compensation Recoupment Policy (this "Policy") in order to implement a mandatory clawback policy in the event of a Restatement in compliance with the Applicable Rules, as well as to provide the Compensation Committee with discretion to recoup certain compensation in circumstances involving misconduct, as set forth in Section IX of this Policy. All capitalized terms used, but not immediately defined, in this Policy have the meanings set forth in Section III.

II. Effective Date


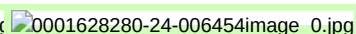
This Policy shall be effective as of December 1, 2023 (the "Effective Date"), and supersedes any and all prior clawback or recoupment policies as of the Effective Date.

III. Defined Terms

- a. "Applicable Rules" means Section 10D of the Exchange Act and Rule 10D-1 promulgated thereunder, Listing Rule 5608 of the Listing Rules of The Nasdaq Stock Market ("Nasdaq"), and any other national stock exchange rules that the Company is or may become subject to.

- b. **"Clawback Compensation"** means Incentive-Based Compensation or any other recovered incentive compensation, in each case as determined to be subject to repayment pursuant to this Policy.
- c. **"Clawback Event"** means either (i) a required recoupment of Incentive-Based Compensation in the event of a Restatement or (ii) a discretionary recoupment pursuant to Section IX of this Policy.
- d. **"Covered Persons"** means each officer of the Company who is the Company's president, principal financial officer, principal accounting officer (or if there is no such accounting officer, the controller), any vice president of the Company in charge of a principal business unit, division or function (such as sales, administration, or finance), any other officer who performs a policy-making function, or any other person who performs similar significant policy-making functions for the Company, as determined under 17 CFR §229.401(b).
- e. **"Exchange Act"** means the Securities Exchange Act of 1934, as amended.
- f. **"Financial Reporting Measures"** mean (i) measures that are determined and presented in accordance with the accounting principles used in preparing the Company's financial statements, and any measures that are derived wholly or in part from such measures, (ii) the Company's stock price, and (iii) total shareholder return in respect of the Company. A "Financial Reporting Measure" need not be presented within the financial statements or included in a filing with the SEC.

Page 1 of 6

- g. **"Incentive-Based Compensation"** means any compensation that is granted, earned, or vested, based wholly or in part upon the attainment of a Financial Reporting Measure. Incentive-Based Compensation does not include, among other forms of compensation, equity awards that vest exclusively upon completion of a specified employment period, without any performance condition, and bonus awards that are discretionary or based on subjective goals or goals unrelated to Financial Reporting Measures.
- h. **"Received"** means Incentive-Based Compensation is deemed "Received" for the purposes of this Policy in the Company's fiscal period during which the Financial Reporting Measure applicable to the Incentive-Based Compensation award is attained, even if the payment or grant of the Incentive-Based Compensation occurs after the end of that period.
- i. **"Recovery Period"** means the three completed fiscal years immediately preceding the date on which the Company is required to prepare a Restatement, which date is the earlier of (i) the date the Board, a committee of the Board, or the officer or officers of the Company authorized to take such action if Board action is not required, concludes, or reasonably should have concluded, that the Company is required to prepare a Restatement or (ii) a date that a court, regulator, or other legally authorized body directs the Company to prepare a Restatement.
- j. **"Regulators"** means, as applicable, the SEC and Nasdaq.
- k. **"Restatement"** means that the Company is required to prepare an accounting restatement due to a material noncompliance of the Company with any financial reporting requirement under the securities laws, including (i) any required accounting restatement to correct an error in previously issued financial statements that is material to the previously issued financial statements, or (ii) that would result in a material misstatement if the error were corrected in the current period or left uncorrected in the current period.
- l. **"SEC"** means the U.S. Securities and Exchange Commission.

IV. Administration

This Policy shall be administered by the Compensation Committee, which shall make all determinations with respect to this Policy in its sole discretion, provided that this Policy shall be interpreted in a manner consistent with the requirements of the Applicable Rules, except that Section IX of this Policy shall be interpreted in the Compensation Committee's sole discretion, which may or may not conform with the Applicable Rules. Notwithstanding the foregoing, the Board shall assume any and all powers and authority of the Compensation Committee with respect to administration of Section IX of this Policy, in which case references to the Compensation Committee shall be deemed to include the Board, as applicable.

V. Coverage and Application

This Policy covers all persons who are Covered Persons at any time during the Recovery Period for which Incentive-Based Compensation is Received. Incentive-Based Compensation shall not be recovered under this Policy to the extent Received by any person before the date the person

served as a Covered Person. Subsequent changes in a Covered Person's employment status, including retirement or termination of employment, do not affect the Company's right to recover Incentive-Based Compensation pursuant to this Policy.

This Policy shall apply to Incentive-Based Compensation that is Received by any Covered Person on or after October 2, 2023 that results from attainment of a Financial Reporting Measure based on or derived from financial information for any fiscal period ending on or after October 2, 2023.

VI. Recovery on a Restatement

In the event that the Company is required to prepare a Restatement, the Company shall reasonably promptly recover from a Covered Person the amount of any erroneously awarded Incentive-Based Compensation that is Received by such Covered Person during the Recovery Period. The amount of

Page 2 of 6

0001628280-24-006454cch_finalxlogoxrbg.jpg 0001628280-24-006454image_0.jpg

erroneously Received Incentive-Based Compensation will be the excess of the Incentive-Based Compensation Received by the Covered Person (whether in cash or shares) based on the erroneous data in the original financial statements over the Incentive-Based Compensation (whether in cash or in shares) that would have been Received by the Covered Person had such Incentive-Based Compensation been based on the restated results, without respect to any tax liabilities incurred or paid by the Covered Person. Without limiting the foregoing, for Incentive-Based Compensation based on the Company's stock price or total shareholder return, where the amount of erroneously awarded compensation is not subject to mathematical recalculation directly from the information in the Restatement, (i) the amount shall be based on the Company's reasonable estimate of the effect of the Restatement on the stock price or total shareholder return upon which the Incentive-Based Compensation was Received and (ii) the Company shall maintain documentation of the determination of that reasonable estimate and provide such estimate to Nasdaq.

VII. Exceptions to this Policy

No recovery of Incentive-Based Compensation shall be required if any of the following conditions are met and the Compensation Committee determines that, on such basis, recovery would be impracticable:

- a. the direct expense paid to a third party to assist in enforcing this Policy would exceed the amount to be recovered; provided that prior to making a determination that it would be impracticable to recover any Incentive-Based Compensation based on the expense of enforcement, the Company shall (i) have made a reasonable attempt to recover the Incentive-Based Compensation, (ii) have documented such reasonable attempts to recover, and (iii) provide the documentation to Nasdaq;
- b. recovery would violate home country law where that law was adopted prior to November 28, 2022; or
- c. recovery would likely cause an otherwise tax-qualified retirement plan, under which benefits are broadly available to employees, to fail to meet the requirements of Section 401(a)(13) or Section 411(a) of the Internal Revenue Code of 1986, as amended (the "Code"), and U.S. Treasury regulations promulgated thereunder.

VIII. Public Disclosure

The Company shall make all required disclosures and filings with the Regulators with respect to this Policy in accordance with the requirements of the Applicable Rules, and any other requirements applicable to the Company, including any disclosures required in connection with SEC filings.

IX. Discretionary Recovery

The Compensation Committee may, in its discretion, require the return, repayment, or forfeiture of any cash or equity-based incentive compensation payment or award made or granted to any current or former Covered Person, if the Compensation Committee determines that a Covered Person has engaged in [fraud or misconduct], or in the event of a Restatement (to the extent such return, repayment, or forfeiture is not already covered by this Policy).

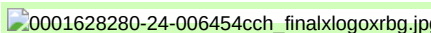
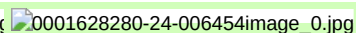
X. Methods of Recovery

In the event of a Clawback Event, subject to applicable law, the Compensation Committee may take any such actions as it deems necessary or appropriate, including, without limitation:

- a. The cancellation of any Clawback Compensation in the form of vested or unvested equity or equity-based awards that have not been distributed or otherwise settled prior to the date of determination;
- b. The recovery of any Clawback Compensation that was previously paid to the Covered Person;

- c. The recovery of any gain realized on the vesting, exercise, settlement, sale, transfer, or other disposition of any Clawback Compensation in the form of equity or equity-based awards;

Page 3 of 6

- d. The offset, withholding, or elimination of any amount that could be paid or awarded to the Covered Person after the date of determination;
- e. The recoupment of any amount in respect of Clawback Compensation contributed to a plan that takes into account Clawback Compensation (excluding certain tax-qualified plans, but including long-term disability, life insurance, supplemental executive retirement plans and deferred compensation plans, in each case to the extent permitted by applicable law, including Section 409A of the Code) and any earnings accrued to date on any such amount; and
- f. The taking of any other remedial and recovery action permitted by law, as determined by the Compensation Committee.

In addition, the Compensation Committee may authorize legal action for breach of fiduciary duty or other violation of law and take such other actions to enforce the Covered Person's obligations to the Company as the Compensation Committee deems appropriate.

XI. No Indemnification

The Company shall not indemnify any Covered Person against the loss of erroneously awarded compensation and shall not pay or reimburse any Covered Person for premiums incurred or paid for any insurance policy to fund such Covered Person's potential recovery obligations.

XII. No Substitution of Rights; Non-Exhaustive Rights


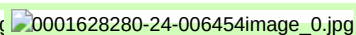
Any right of recoupment under this Policy is in addition to, and not in lieu of, any other remedies or rights of recoupment that may be available to Company pursuant to (a) the Cross Country Healthcare, Inc. 2020 Omnibus Incentive Plan or any successor plan thereto, or any other incentive plan of the Company or any of its subsidiaries or affiliates or (b) the terms of any similar policy or provision in any employment agreement, compensation agreement or arrangement, or similar agreement and any other legal remedies available to the Company.

In addition to recovery of compensation as provided for in this Policy, the Company may take any and all other actions as it deems necessary, appropriate and in the Company's best interest in connection with a Clawback Event, including termination of a Covered Person's employment and initiating legal action against a Covered Person's, and nothing in this Policy limits the Company's rights to take any such or other appropriate actions.

XIII. Amendment; Termination

The Board may amend this Policy from time to time in its discretion, subject to any limitations under the Applicable Rules. Unless otherwise required by applicable law, this Policy shall no longer be effective from and after the date that the Company no longer has a class of securities publicly listed on a U.S. national securities exchange or is otherwise not subject to the Applicable Rules.

Page 4 of 6

Adopted by the Compensation Committee on August 14, 2023 and further ratified by the Board of Directors on August 15, 2023.

Page 5 of 6

Cross Country Healthcare, Inc.

INCENTIVE COMPENSATION RECOUPMENT POLICY

It is the policy of Cross Country Healthcare, Inc. (the "Company") that as a Covered Person to whom the Company's Incentive Compensation Recoupment Policy (the "Policy") applies, you acknowledge your receipt of, and agree to be subject to the terms and conditions of the Policy. A copy of the Policy is enclosed for your records. You should thoroughly review the Policy, then complete and sign the acknowledgement below and return it to [TITLE]. Please return the acknowledgement by . Any questions regarding the Policy should be directed to [TITLE].

Acknowledgement

I, , have received a copy of the Cross Country Healthcare, Inc. Incentive Compensation Recoupment Policy (the "Policy") which outlines the terms and conditions of the Policy and I have read and familiarized myself with the contents of the Policy. I understand that I am a "Covered Person" within the meaning of the Policy and am subject to, and bound by, the Policy as described below.

By my signature below, I acknowledge, understand, accept and agree to be subject to the terms and conditions of the Policy including, without limitation, the possible clawback or recoupment of Incentive Compensation (as defined in the Policy) previously paid to me or the forfeiture of vested and unvested Incentive Compensation. I further understand that I am subject to the terms and conditions of the Policy, as such Policy may be amended from time to time by the Company to the extent required by applicable law, regulation or rule of any governmental authority or any national securities exchange, notwithstanding the terms and conditions of any agreement, arrangement, plan, policy or arrangement including, without limitation, the employment agreement between me and the Company or any of its affiliates. I acknowledge that the Policy will be amended as the Board of Directors of the Company deems necessary to reflect final regulations adopted by the Securities and Exchange Commission under Section 10D of the Securities Exchange Act of 1934, as amended, and to comply with any rules or standards adopted by a national securities exchange on which the Company's shares are listed. I further understand and agree that any action taken by the Company pursuant to the Policy shall not constitute or give rise to any constructive termination of employment, "good reason," breach of contract or other similar rights under any Company agreement, arrangement, plan, award, program, policy (in each case, whether oral or written) or otherwise or give rise to any right that I have, or otherwise could have, to indemnification from the Company or otherwise.

(signature of Covered Person) (Date)

DISCLAIMER

THE INFORMATION CONTAINED IN THE REFINITIV CORPORATE DISCLOSURES DELTA REPORT™ IS A COMPARISON OF TWO FINANCIALS PERIODIC REPORTS. THERE MAY BE MATERIAL ERRORS, OMISSIONS, OR INACCURACIES IN THE REPORT INCLUDING THE TEXT AND THE COMPARISON DATA AND TABLES. IN NO WAY DOES REFINITIV OR THE APPLICABLE COMPANY ASSUME ANY RESPONSIBILITY FOR ANY INVESTMENT OR OTHER DECISIONS MADE BASED UPON THE INFORMATION PROVIDED IN THIS REPORT. USERS ARE ADVISED TO REVIEW THE APPLICABLE COMPANY'S ACTUAL SEC FILINGS BEFORE MAKING ANY INVESTMENT OR OTHER DECISIONS.

©2024, Refinitiv. All rights reserved. Patents Pending.