NWPX INFRASTRUCTURE

www.nwpx.com

INVESTOR PRESENTATION

April 2026

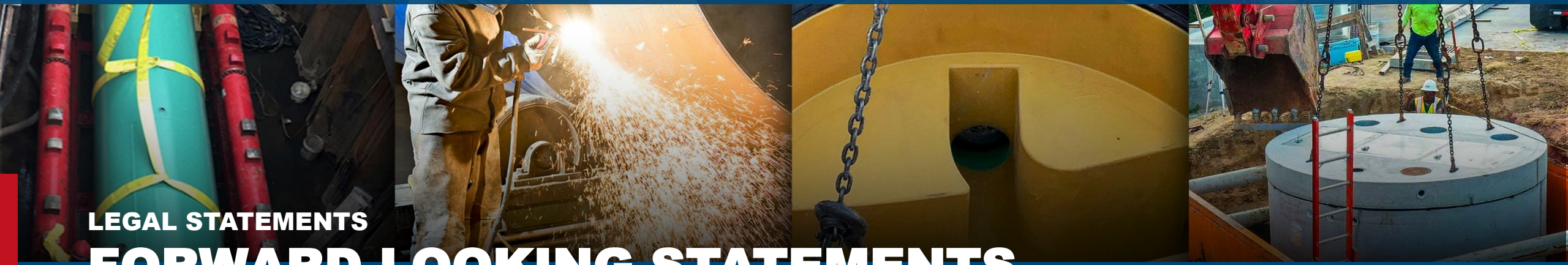

LEGAL STATEMENTS

FORWARD LOOKING STATEMENTS

Statements in this presentation contain “forward-looking statements” within the meaning of the Private Securities Litigation Reform Act of 1995 and Section 21E of the Securities Exchange Act of 1934, as amended, that are based on current expectations, estimates, and projections about the Company’s business, management’s beliefs, and assumptions made by management. These statements are not guarantees of future performance and involve risks and uncertainties that are difficult to predict. Therefore, actual outcomes and results may differ materially from what is expressed or forecasted in such forward-looking statements as a result of a variety of important factors. While it is impossible to identify all such factors, those that could cause actual results to differ materially from those estimated by the Company include changes in demand and market prices for its products, product mix, bidding activity and order modifications or cancelations, timing of customer orders and deliveries, production schedules, price and availability of raw materials, excess or shortage of production capacity, international trade policy and regulations, changes in trade policy (in particular with Canada and Mexico) and duties imposed on imports and exports and the related impacts on the Company, economic uncertainty and associated trends in macroeconomic conditions, including potential recession, inflation, and the state of the housing and commercial construction markets, interest rate risk and changes in market interest rates, including the impact on the Company’s customers and related demand for its products, the Company’s ability to identify and complete internal initiatives and/or acquisitions in order to grow its business, the Company’s ability to effectively integrate future acquisitions into its business and operations that produce accretive financial results, effects of security breaches, computer viruses, and cybersecurity incidents, timing and amount of share repurchases, impacts of U.S. tax reform legislation on the Company’s results of operations, and the impact on its customers and related demand for its products, adequacy of the Company’s insurance coverage, supply chain challenges, labor shortages, impact of geopolitical trends, changes, and events, including the various military conflicts or tensions and the regional and global ramifications of these conditions, operating problems at the Company’s manufacturing operations including fires, explosions, inclement weather, and floods and other natural disasters, material weaknesses in the Company’s internal control over financial reporting and its ability to remediate such weaknesses, impacts of pandemics, epidemics, or other public health emergencies, and other risks discussed in the Company’s Annual Report on Form 10 K for the year ended December 31, 2025 and from time to time in its other Securities and Exchange Commission filings and reports. Such forward-looking statements speak only as of the date on which they are made, and the Company does not undertake any obligation to update any forward-looking statement to reflect events or circumstances after the date of this release. If the Company does update or correct one or more forward-looking statements, investors and others should not conclude that it will make additional updates or corrections with respect thereto or with respect to other forward-looking statements.

NON-GAAP MEASURES

The Company is presenting backlog including confirmed orders and free cash flow. These non-GAAP financial measures are provided to better enable investors and others to assess the Company’s ongoing operating results and compare them with its competitors. These should be considered a supplement to, and not a substitute for, or superior to, financial measures calculated in accordance with GAAP.

ABOUT NWPX

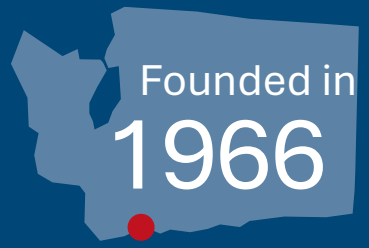

Headquartered in Vancouver, WA

Widely-recognized reputation for quality, service, and manufacturing capabilities

14 locations: strategically placed manufacturing facilities with 13 in the U.S. and one in Mexico

Positioned to meet North America's growing needs for water distribution, management, infrastructure, and sustainability.

Largest, most flexible capabilities in the water transmission market

Supplier of choice for long-distance, raw-water transmission programs

Provide solutions-based products for a wide range of markets under the Northwest Pipe Company, Permalok®, NWPX Geneva, and NWPX Park product lines.

NWPX INFRASTRUCTURE

STRATEGIC FOOTPRINT WITH CUSTOMER ACCESS ACROSS THE U.S.

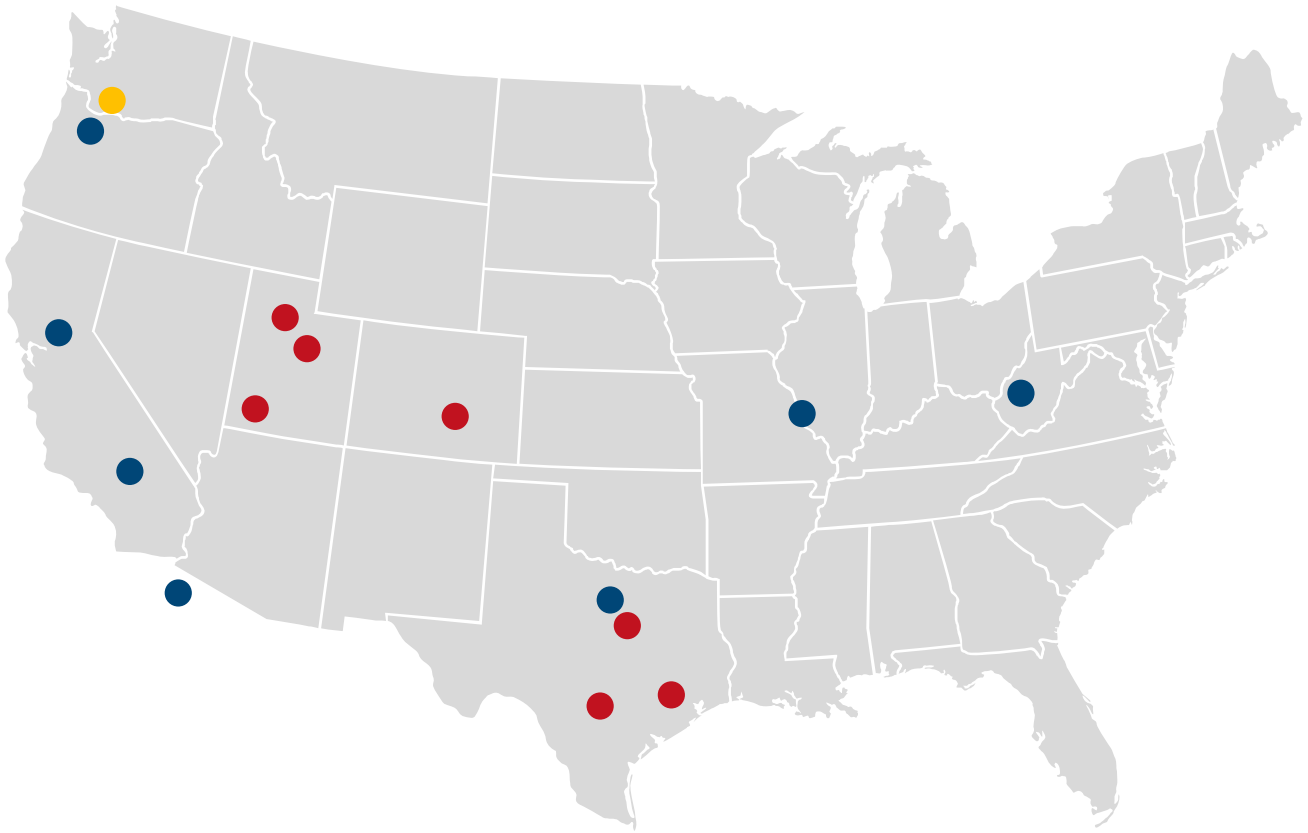

CORPORATE HEADQUARTERS
WATER TRANSMISSION SYSTEMS PLANTS
PRECAST INFRASTRUCTURE AND ENGINEERED SYSTEMS PLANTS

WHAT WE DO

WIDE-RANGING PRODUCT CAPABILITIES

ENGINEERED STEEL PIPE



TRENCHLESS PIPE

WATER TRANSMISSION SYSTEMS

PRECAST CONCRETE & RCP PIPE





ENVIRONMENTAL SOLUTIONS & UTILITIES

PRECAST INFRASTRUCTURE & ENGINEERED SYSTEMS

WATER INFRASTRUCTURE FOR THRIVING COMMUNITIES

Note: See following slide for a more comprehensive description of our featured products.



Innovative Water Infrastructure for Thriving Communities

Our products can be found in almost any built environment. Though often hidden from view, our contributions are vital in safeguarding and managing water infrastructure systems, ensuring reliable service for communities and industries alike.

FEATURED PRODUCTS

A. **Elevator Sump System | NWPX Park**
Oil-water separator, and control panel with alarm.

B. **Water Meters | NWPX Park**
Measures and safeguards the flow of water in buildings.

C. **Backflow Preventor Assemblies | NWPX Park**
Prevents the reverse flow of water into potable water.

D. **Grease Interceptor | NWPX Park**
Prevents FOG (Fats, Oils, Grease) from entering sewer systems.

E. **Hybrid PVC Manhole | NWPX Geneva**
Corrosion and abrasion resistance lined concrete manholes

F. **Car Wash Reclaim System | NWPX Park**
Filtrates and collects water for reuse at car washes.

G. **Decontamination Tanks | NWPX Park**
Store wastewater generated during decontamination procedures.

H. **Fuel Water Separator | NWPX Park**
Captures fuel, hydrocarbons, and AFFF on heliports

I. **Sewage Grinders | NWPX Park**
Macerates disposable items that commonly clog sewage pumps.

J. **Runoff & Wash Water Diversion | NWPX Park**
Eliminates pollutants from entering stormwater systems.

K. **Solids Interceptor | NWPX Park**
Captures solid waste before entering sewer or stormwater systems

L. **Rainwater Harvest Systems | NWPX Park**
Collect, filter, and store rainwater for non-potable uses.

M. **Pump Lift Stations | NWPX Park**
Moves wastewater, stormwater, or other process fluids to higher elevations.

N. **Curb Inlets | NWPX Geneva**
Prevent flooding and damage to infrastructure

O. **Steel Pipe | Northwest Pipe Company**
For safe transmission of water.

P. **Stormwater Separator | NWPX Park**
Removes sediments, trash, and oil from stormwater runoff.

Q. **Catch Basin | NWPX Geneva**
Collect and manage stormwater runoff.

R. **Steel Casing Pipe | Permalok®**
Steel casing pipe that can be installed around permanent landmarks such as railroad tracks or rivers.

S. **Reinforced Concrete Pipe | NWPX Geneva**
Cost-effective solution for many infrastructure projects.

T. **Box Culverts | NWPX Geneva**
Durable culverts in various sizes for use in storm drains, tunnels, and crossings.

WHY WE DO WHAT WE DO

DEMAND DRIVERS

Aging water and wastewater systems

- Existing infrastructure needs upgrades, repairs, and replacements
- Underinvestment in past water infrastructure projects

Rising demand on developed water sources

- Population growth and new population centers intensify the need for expanded treatment capacity, storage, and resilience investments

Drought conditions and climate change

- Existing water sources are stressed
- New water sources located at greater distances from population

Increasingly stringent regulatory policies

- Increased public awareness of problems with the quality of drinking water, water conservation, and efficient water usage

Federal and state initiatives to improve infrastructure

- Federal momentum continues to support long-term water infrastructure investment, creating a favorable backdrop for state-driven programs and project activity
- States are accelerating their own funding initiatives, including:
  - Texas' SWIFT program with $17 B committed and a new allocation of up to $1 B annually to the Texas Water Fund
  - California's $7.5 B water bond (nearly fully committed) and its new $4 B water-focused bond approved in 2024
- NWPX's manufacturing footprint is strategically positioned to capitalize on the expected increase in demand driven by these federal and state investments

NWPX INFRASTRUCTURE

LARGE ADDRESSABLE MARKET OPPORTUNITY

WATER TRANSMISSION SYSTEMS

- Addressable Market
- NWPX's Share

TOTAL ADDRESSABLE MARKET

$500 - $750M

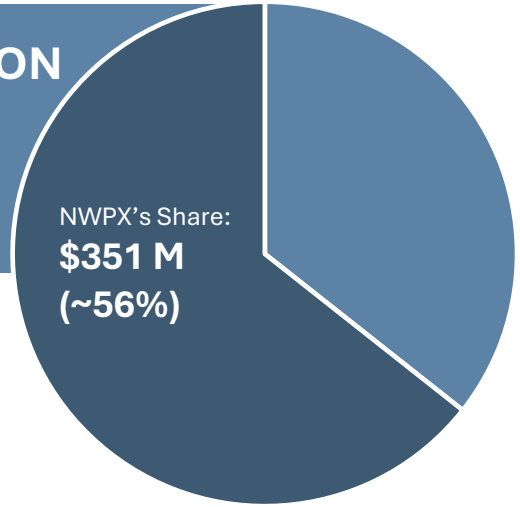

PRECAST INFRASTRUCTURE and ENGINEERED SYSTEMS

- Addressable Market
- NWPX's Share

TOTAL ADDRESSABLE MARKET

$14 B

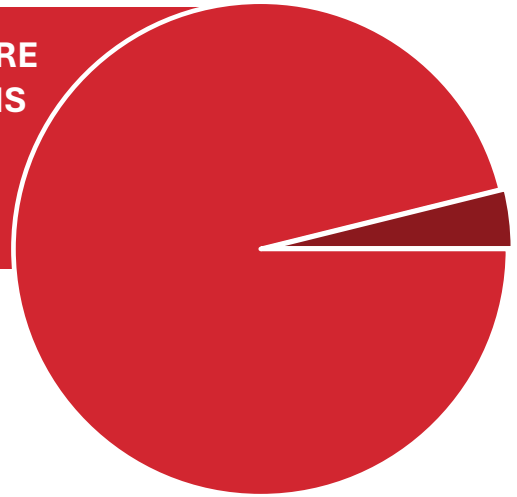

NWPX's Share:
$175 M
(~1%)

Note: Market share based on net sales as of the full year ended December 31, 2025. Market sizes based on internal estimates for North America. The Company's NWPX Pak operations primarily serve the water control systems market. The Precast addressable market represents the products within the industry that we currently serve. The National Precast Concrete Association 2023 Precast Industry Benchmarking Report estimated the broader precast market at $30 B.

WATER TRANSMISSION SYSTEMS

WELL-POISED INDUSTRY LEADER

- Manufactures large-diameter, high-pressure steel pipeline systems for use in water infrastructure applications, which are primarily related to drinking water systems
- Products also used for hydroelectric power systems, wastewater systems, agriculture, and other applications
- Largest, most flexible capacity in the Water Transmission Systems (“WTS”) market
- Skilled project management group
- Production staff dedicated to Lean manufacturing, improving operational efficiencies, cost reductions, and continued emphasis on margin over volume
- In-house fabrication capabilities provide a complete engineered system
- Permalok® provides superior product to the microtunneling market
- National footprint enables low freight costs

FAVORABLE WTS MARKET DYNAMICS

IIJA Funding Rollout and Status Update

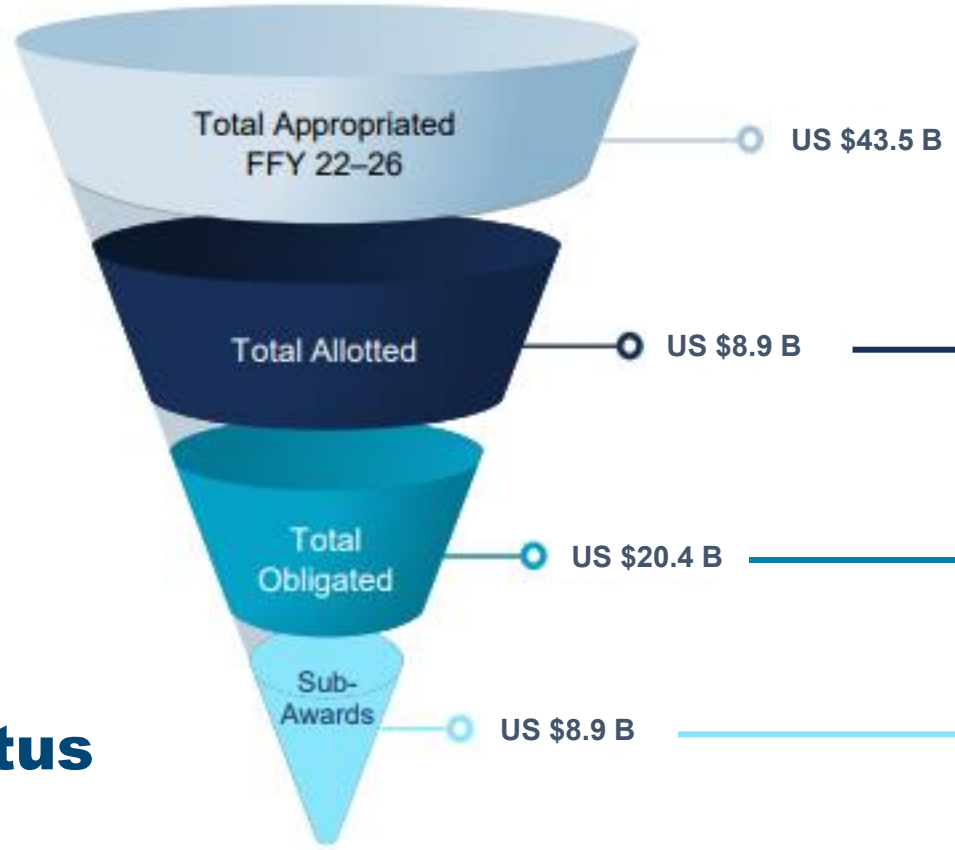

APPROPRIATIONS:

Congressionally authorized and approved spending for specific purposes, such as the federal capitalization grants to the SRF programs.

ALLOTMENTS:

Portion of appropriated IIJA SRF funding that the EPA divides and allots among states, territories, and tribes every fiscal year.

OBLIGATIONS:

Contractually binding commitments between the U.S. government (e.g., the EPA) and state governments or other recipients.

SUB-AWARDS:

Portions of SRF prime awards that are designated for specific projects and end-users (i.e., utilities).

1. *Source: Bluefield Research, Infrastructure Investment & Jobs Act (IIJA) Insight Report, August 2025.*
2. *U.S. Environmental Protection Agency, May 2025*

Note: Figures reflect SRF-related IIJA funding across appropriations, allotments, obligations and sub-awards as reported at time of publication.

PRECAST INFRASTRUCTURE & ENGINEERED SYSTEMS SEGMENT

Added core competency in precast concrete provides new opportunities for future growth

High-quality precast and reinforced concrete products typically used in non-pressure conveyance as well as wastewater pretreatment, stormwater quality, and water distribution and management.

Precast Infrastructure and Engineered Systems footprint spans two of the fastest-growing markets - Texas and Utah with exposure to the rapidly expanding Colorado Springs market.

Entered the market through acquisitions[1]:

NWPX GENEVA

NWPX Geneva lined concrete products excel in sanitary sewer and utilities rehabilitation.

Acquired Boughton's Precast, Inc., a manufacturer of precast concrete products and reinforced concrete pipe, in February 2026

NWPX PARK

NWPX Park products include pre-installed mechanical components that cost less to install and provide automatic controls, increased efficiency, and environmental compliance.

1. *Refer to slides 26 and 27 for more details on acquisitions.*

RECENTLY DEVELOPED TECHNOLOGY

LEADER OF INNOVATION IN WATER INFRASTRUCTURE

RADIAL BENDING JOINT

A first of its kind for the industry, this patent-pending Permalok® joint enables steel pipe to be installed along a curved radius in microtunneling.

COMPOSITE FRP PANELS

Made for maintenance-free corrosion protection, these panels can be made in any size and extend the service life of wastewater structures by decades.

AUTOMATED CONTROLS

Our water management solutions can measure and monitor flow, temperature, pressure, and other water quality parameters to assist in process control, efficiencies, and regulatory compliance.



INFRASHIELD JOINT SYSTEM®

Geohazard resistant steel pipe joint system that keeps water flowing in areas of seismic activity or differential ground settlement at significant cost savings.

GROWTH STRATEGY

Create transformational growth and profitability to drive shareholder value through organic growth "Product Spread" and acquisitions

PRECAST INFRASTRUCTURE & ENGINEERED SYSTEMS PRODUCT SPREAD STRATEGY:

Produce and ship NWPX Park products out of legacy Northwest Pipe plants.

- Build out utilization at NWPX Park plants in Texas
- Strengthen outside sales team primarily focused on wastewater and water distribution products to push capacity
    - Booked $10.7 million of orders outside of Texas in 2025, up from $9.1 million in 2024[1]
- Now casting and shipping NWPX Park products at our Utah facilities to expand capabilities while maintaining low cost of entry
- Emphasizing cross-training across facilities
- Gaining additional traction on product spread at the NWPX Geneva plants
    - Booked $2.1 million of NWPX Park-related projects in 2025, up from $1.9 million in 2024[1]

ACQUISITION STRATEGY:

Continuing to seek accretive acquisition candidates and/or a single-location facility in the precast-related space.

Evaluating prospective high-quality opportunities with the following key attributes:

- Strong organic growth potential
- Strong margin characteristics
- Solid asset efficiency
- Positive cash flow profile
- Accretive to earnings
- Industry and geographic location aligns with strategic growth plan
- Performance indicators based on revenue and EBITDA thresholds
- Strong brand reputation and relationships in industry
- Experienced management teams

1. *As of December 31, 2025.*

CAPITAL ALLOCATION STRATEGY

Use of Cash Priorities

ORGANIC GROWTH

- Prioritizing organic growth through Product Spread strategy Reinvesting in Precast locations to increase production. capabilities and capacity through expansion and automation.

DEBT REPAYMENT

- Prudent with debt incurred to finance growth; historic targeted leverage ratio below 2x EBITDA.

ACCRETIVE ACQUISITIONS

- Evaluating potential M&A in the precast-related market with the goal of Precast becoming the same size as the WTS business.
- Completed acquisition of Boughton Precast in February 2026; presents attractive long-term growth and expansion opportunities in the Colorado market.

STOCK REPURCHASES

- Repurchased ~33,000 shares for $2.2 million during the first quarter of 2026.
- As of March 31, 2026, $14.2 million of the share repurchase authorization remained available under Rule 10b5-1 trading plan.

DEMAND DRIVES STRONG PERFORMANCE

Backlog[1] and Order Book[2]
($ Millions)

Maintained **strong WTS backlog** and Precast order book in 2025

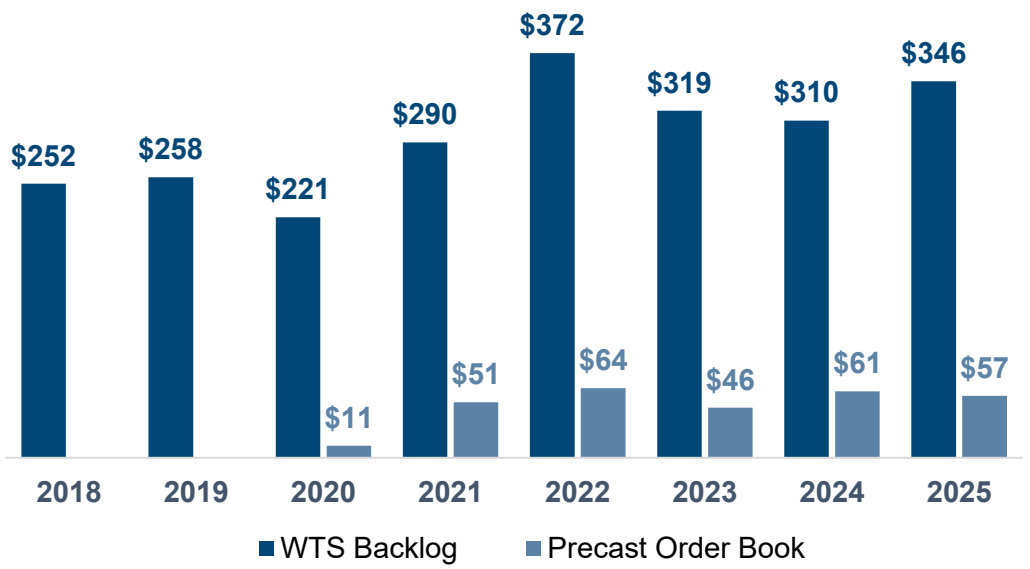

Revenue
($ Millions)

Grew WTS revenues by **over 2x** since 2018 and more than tripled the size of the Company with the addition of Precast

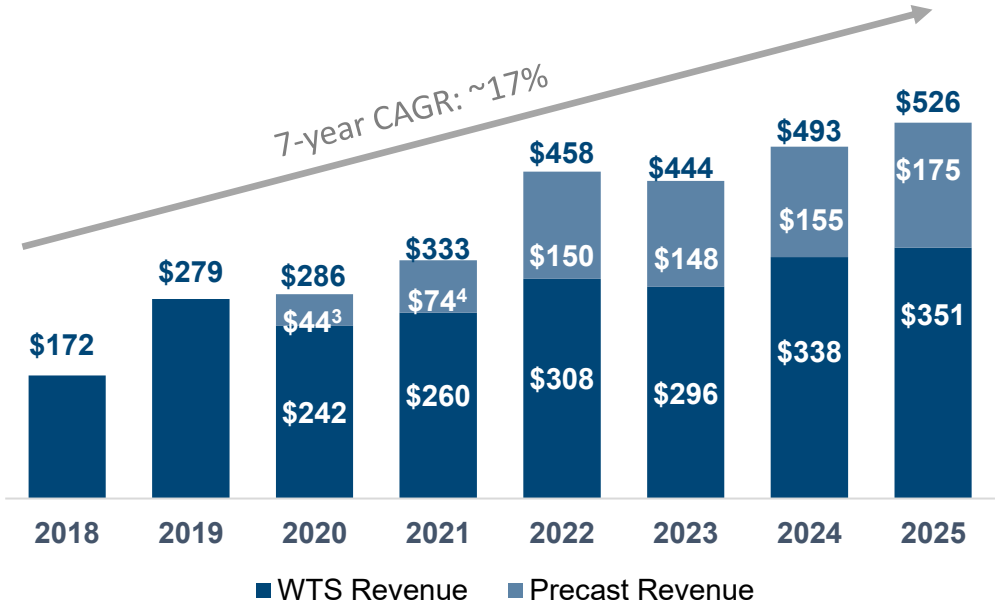

Note: Precast refers to Precast Infrastructure and Engineered Systems & WTS refers to Water Transmission Systems.

1. *Backlog includes confirmed orders (WTS projects for which the Company has been notified that it is the successful bidder, but a binding agreement has not been executed).*
2. *Order Book includes unfulfilled orders outstanding at the measurement date for the Precast segment. 2021 is the first period that includes the order book for NWPX Park.*
3. *Pro forma net sales for Precast would have been approximately $48 million if the acquisition of NWPX Geneva had occurred on January 1, 2020 as opposed to January 31, 2020.*
4. *Pro forma net sales for Precast would have been approximately $125 million if the acquisition of NWPX Park had occurred on January 1, 2021 as opposed to October 5, 2021.*

Q1 2026 HIGHLIGHTS

Backlog including confirmed orders[1] of $430 million for the Water Transmission Systems segment

Strong order book[2] of $55 million for the Precast Infrastructure and Engineered Systems segment

Net Sales by Segment
($ Millions)

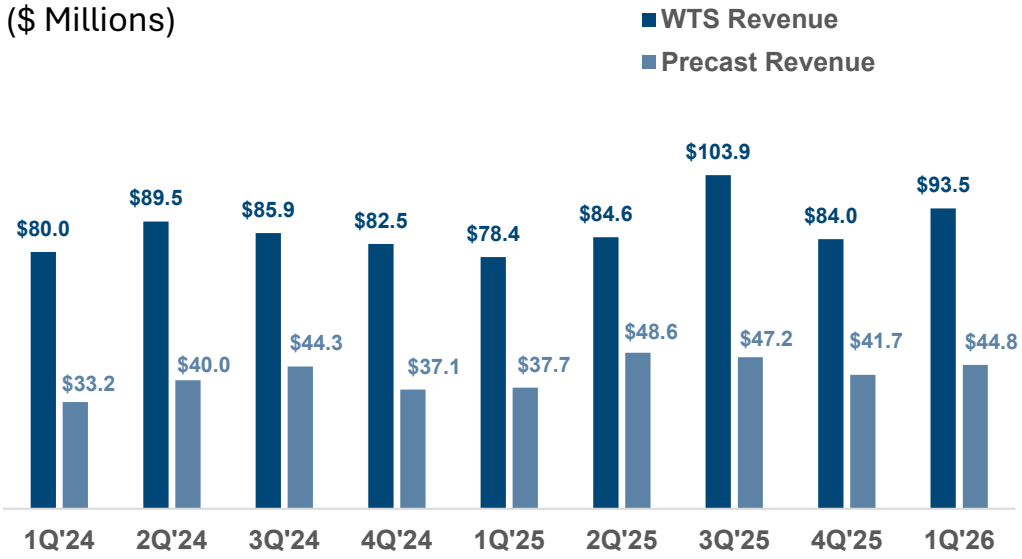

Gross Profit by Segment
($ Millions)

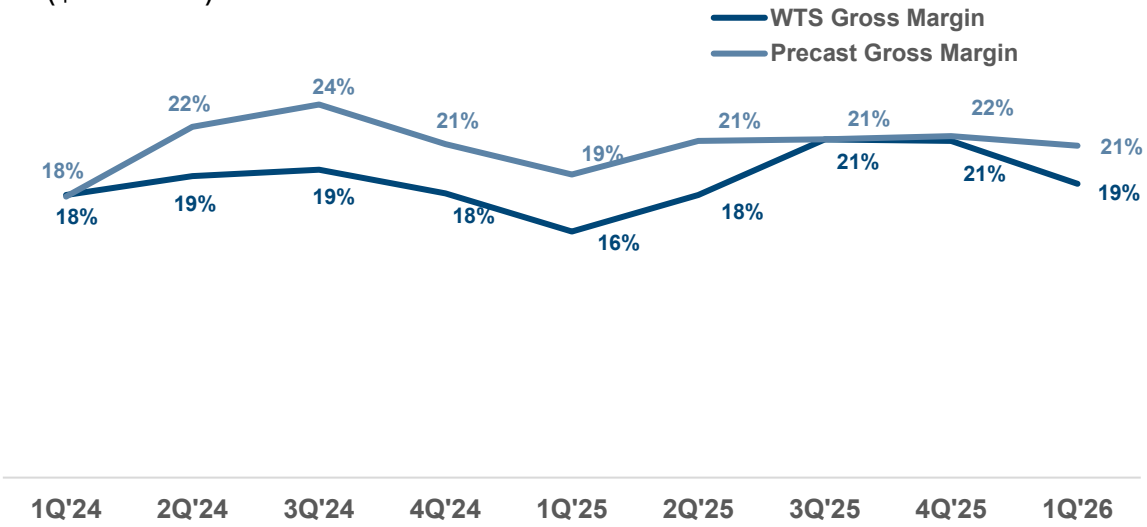

1. *"Backlog including confirmed orders" defined as Water Transmission Systems projects for which the Company has been notified that it is the successful bidder, but a binding agreement has not been executed.*
2. *"Order book" defined as unfulfilled orders outstanding at the measurement date for its Precast Infrastructure and Engineered Systems segment.*

STRONG CASH FLOW GENERATION

NWPX has generated consistent annual free cash flow[1] with strengthening cash conversion since 2023.

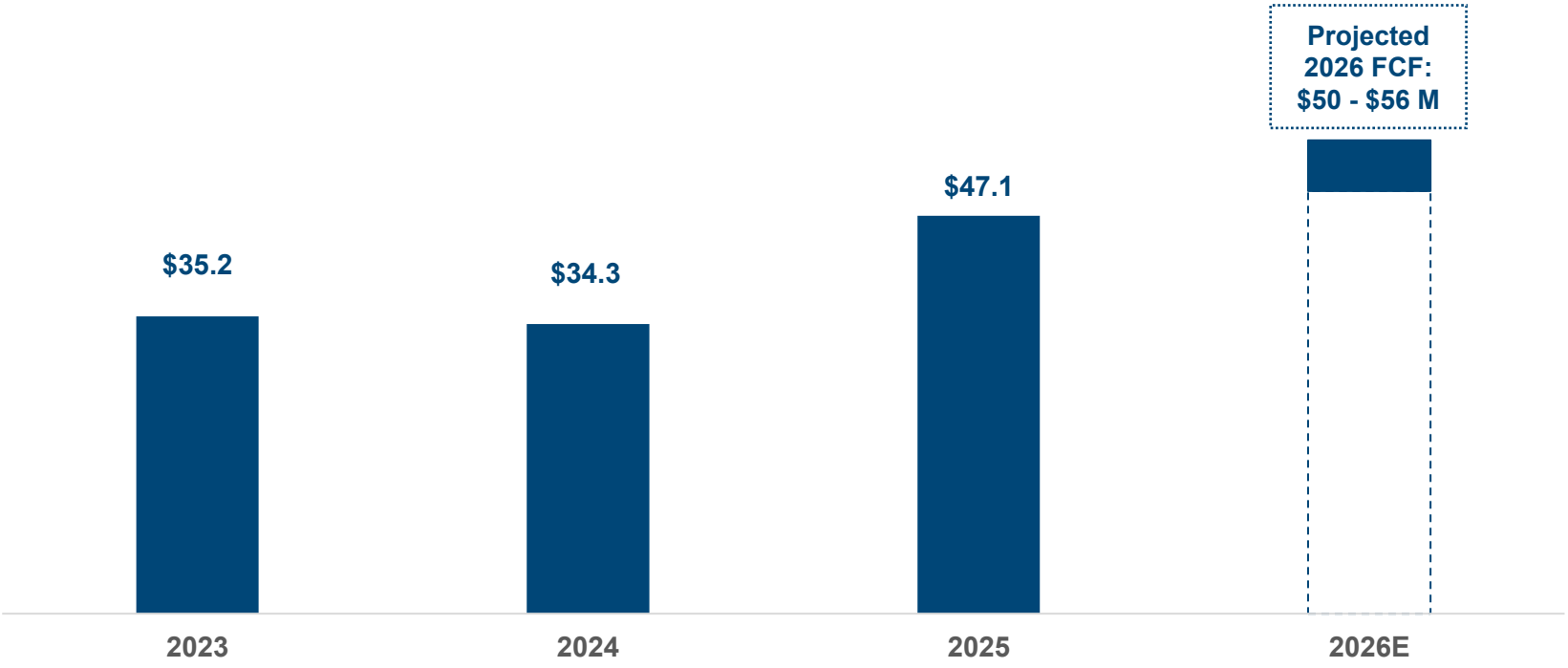

FCF Drivers:

- Continued emphasis on expediting WTS segment billings
- Improved cash conversion cycle
- Stronger EBITDA generation from stabilized margins
- Disciplined evaluation of investment capital expenditures

1. *Free cash flow represents cash flow from operating activities minus capital expenditures*

NWPX INFRASTRUCTURE

CORPORATE RESPONSIBILITY

Environmental, Social, and Governance Focus

HEALTH & SAFETY

HUMAN CAPITAL MANAGEMENT

ENVIRONMENTAL STEWARDSHIP

CORPORATE RESPONSIBILITY

HEALTH & SAFETY

- Continued to improve on our industry-leading safety performance from 2024[1] with metrics significantly below the national and comparable industry average[2]
  - 2025 total recordable incident rate: **1.06**
  - 2025 days away rate: **0.41**
- Comprehensive employee health and wellness benefits program
- Striving for continuous improvement with investment in capital projects that implement engineered safety solutions

Note: As of December 31, 2025.

1. *Includes newly acquired facilities and calculated in accordance with the OSHA's record keeping requirements. Industry averages for total recordable incident rate and days away rate in 2024 were 2.80 and 1.60, respectively.*
2. *Source: OSHA per 100 full-time workers for SIC code 33121 (Iron and steel pipe and tube manufacturing from purchased steel) and NAICS code 327332 (Concrete pipe manufacturing).*

CORPORATE RESPONSIBILITY

HUMAN CAPITAL MANAGEMENT

- Approach centered on fairness, professional development, and competitive and equitable compensation
- Committed to fostering a workplace where all individuals have the opportunity to grow, contribute and succeed
- Focus on development of leadership pipeline through in-person Leadership Development training, one-on-one career coaching and mentoring and identifying individual career and growth development opportunities for key employees

CORPORATE RESPONSIBILITY

ENVIRONMENTAL STEWARDSHIP

- Driving continuous in environmental performance across operations
- Minimizing air pollution from operational facilities with emissions control devices and reduction programs beyond complying with local air permitting requirements
- Creating stormwater protection programs at each facility
- Applying Lean manufacturing principles to reduce waste and optimize efficiency
- Implementing energy-efficient technologies in production lines and set targets for Greenhouse Gas (GHG) emissions reduction
- Published first third-party verified Environmental Product Declaration (EPD) to provide transparent data on the lifecycle environmental impacts of the Company's water transmission systems

Note: The Company's 2024 Corporate Social Responsibility Report can be found on its website at: https://nwpx.com/commitments/sustainability/

STRATEGIC AND OPERATIONAL INITIATIVES

1. Maintain a safe workplace where employees are proud to work
2. Improve performance through a persistent focus on margin over volume
3. Intensify our focus on strategic opportunities to grow the Company through expansion or acquisitions
4. Continue to implement cost reductions and efficiencies at all levels of the Company
5. Return value to our shareholders through opportunistic share repurchases in the absence of M&A opportunities

INVESTMENT HIGHLIGHTS

- Large addressable market provides opportunities for further expansion
- Strong balance sheet
- Diversification strategy helps reduce impacts from market cyclicality and improve free cash flow generation
- Experienced management team with over 100 years of collective industry experience
- Well-positioned to benefit from historic strong backlog and growing market demand for both new and existing water infrastructure upgrades
- Variable cost structure provides financial flexibility

APPENDIX



NWPX INFRASTRUCTURE

STRATEGIC ACQUISITION:

NWPX GENEVA

NWPX GENEVA

- Completed the acquisition of Geneva Pipe and Precast on January 31, 2020 for $49.4 million (~7.5x EBITDA)
- Three reinforced concrete pipe, utilities, and precast products plants located in Utah
- Products used for conveyance, wastewater, and stormwater utilities by cities, municipalities, and private owners
- Development of innovative lined products extend the life of concrete pipe and manholes

TRANSACTION RATIONALE

- Significantly expands addressable market
- Serves smaller scale, more transactional projects
- Cross-sell products across combined footprint
- Strong financial performance with attractive profit margins and top-line growth; 5-year revenue CAGR of ~15%[1] since acquisition
- Scalable business model with faster cash conversion cycle
- Strong brand reputation and industry relationships

1. *As of December 31, 2025.*

NWPX INFRASTRUCTURE

STRATEGIC ACQUISITION:

NWPX PARK

NWPX PARK

- Completed the acquisition of ParkUSA on October 5, 2021 for $90.2 million (~6.2x EBITDA)
- Technology leader in water infrastructure with strong brand reputation and customer relationships
- Manufacture both precast concrete and steel fabricated water products at three Texas facilities
- Stable, transaction-oriented revenue model with solid margin characteristics
- Approximately 280 employees at December 31, 2020 with annual revenues of $66.5 million

TRANSACTION RATIONALE

- Evaluating both single plant and larger acquisitions that support long-term growth and advance Precast expansion
- Opportunity to continue expansion into precast and adjacent water segments
- Attractively positioned with a foothold in Texas water market
- Scalable product mix serves a diverse range of end markets
- Access to water control and automated systems technologies

FAVORABLE WTS MARKET DYNAMICS

- U.S. water consumption equal to 82 gallons per person per day
- Substantial non-revenue water loss:
  - 6.75 billion gallons of treated drinking water lost daily (≈2.7 trillion gallons annually) due to leaks and water main breaks
  - ~19.5% average non-revenue water loss rate nationally
  - ~260,000 water main breaks annually in the U.S.
- Only ~18% of total IIJA SRF appropriations have been sub-awarded to utility projects as of mid-2025
- Capex spending for water infrastructure forecast:
  - $515 billion (2025–2035 total U.S. water & wastewater treatment CAPEX)
  - Heavy emphasis on upgrades/rehabilitation of aging assets
  - The WTS market has momentum as a result of long project timelines and persistent replacement needs

Sources: American Society of Civil Engineers, 2025 Infrastructure Report Card for America's Infrastructure (Drinking Water section); EPA 2023 DWINSA; Bluefield Research 2025 reports; USGS/EPA statistics (as of 2025).

NWPX INFRASTRUCTURE

U.S. WATER INFRASTRUCTURE NEEDS

- The 20-year national water infrastructure need across the U.S. is estimated by the 7th Drinking Water Infrastructure Needs Survey and Assessment (DWINSA) in 2021 at $625 billion. This is a 32% increase over the 6th DWINSA in 2015[1]
- States which NWPX currently operates in have water infrastructure needs totaling $175 billion, including $117 billion for distribution / transmission

1. *Chart source: EPA's Drinking Water Infrastructure Needs Survey and Assessment, 7th Report to Congress. Reported in billions, January 2021 dollars.*

Total 20-year State Need by Water Infrastructure Project Category[1]

TOTAL STATE NEED:
$625 Billion

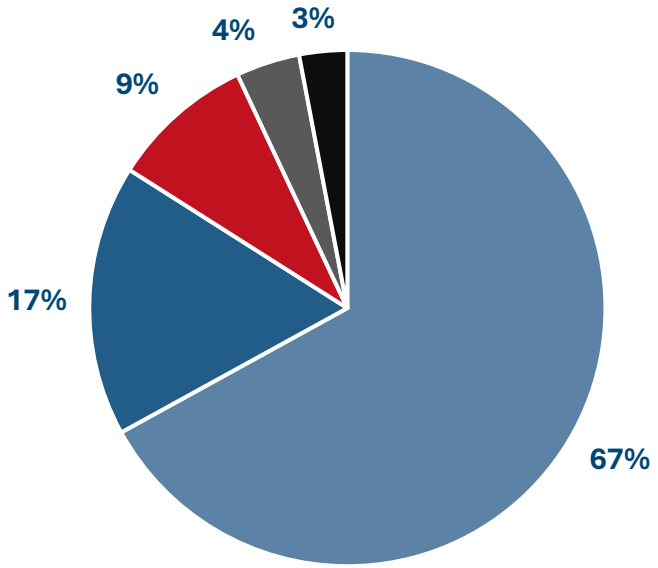

- Distribution/ Transmission $420.8 Billion
- Treatment $106.4 Billion
- Storage $55.3 Billion
- Source $24.9 Billion
- Other $17.6 Billion

WATER TRANSMISSION PROJECTS

EASTERN WATER TRANSMISSION PROJECTS

WATER TRANSMISSION PROJECTS

EASTERN MARKET UPDATE

- The ongoing multi-year, multi-agency **Houston metroplex Surface Water Program** is bidding 4,100 additional tons of pipe this year across multiple projects, with additional sections planned in 2027.
- **North Texas Municipal Water District** is expanding their infrastructure for population growth. We anticipate 29,500 tons of bidding this year.
- **Dallas Water Utility** continues construction on their Southwest Pipeline capital program. We anticipate 3,400 tons bidding this year.

Installation of InfraShield® Joint System in Houston

Tarrant Regional Water District pipe leaving the Saginaw Plant

WATER TRANSMISSION PROJECTS

EASTERN MARKET UPDATE

- **In North Dakota,** progress continues on the 140-mile 87,000-ton **Red River Valley Water Supply Project.** The States biennium legislative session and construction bidding concluded in 2025, with construction continuing in this two-year cycle. The next funding cycle begins early 2027.
- **North Carolina** is seeing an increase in pipeline construction due to population growth and infrastructure investments. We anticipate 2,800 tons of pipeline construction this year, to expand regional systems and increase capacity.
- **City of Toledo** is expanding their system for growth and reliability. Three contracts are expected late 2026, with 5,200 tons in total bidding.

Red River Valley Water Supply

Cape Fear River Crossing in North Carolina

NWPX INFRASTRUCTURE

WATER TRANSMISSION PROJECTS

WESTERN WATER TRANSMISSION PROJECTS

WATER TRANSMISSION PROJECTS

WESTERN MARKET UPDATE

- **Southern Nevada Water Authority** has awarded four CMGC contracts for their **Horizon Pipeline Program,** which expands the southern part of their water delivery system. Program will include approximately 80k tons of large diameter (42”-120”) steel pipe with construction tentatively scheduled to begin in early 2027.
- **The Sites Reservoir** is a water storage project that has received significant funding from CA Prop 1 and IIJA. It will involve nearly 40k tons of large diameter (>144”) steel pipe. Sites Construction Authority has awarded the first of two major CMAR contracts, and the second contract is expected to advertise for proposals in the middle of 2026.
- **Willow Springs Water Bank** will create 500,000 acre-feet of underground water storage in the Antelope Valley. The project includes approximately 16 miles of 30”-84” pipe.



Wadsworth Pumping Plant pipe leaving Adelanto Plant

Willamette Water Supply Project

WATER TRANSMISSION PROJECTS

WESTERN MARKET UPDATE

- **Metropolitan Water District (MWD)** is heading a regional water reuse program in conjunction with the LA Sanitation district. This reuse program would treat and recycle water from one of the largest reclamation facilities in Southern California and involve 60+ miles of large diameter (>84” pipe). The EIR has been certified and MWD has allocated $150M to design and preconstruction activities for the next 12 months. The first CMGC contract is expected to advertise for proposals in mid-2026, with construction of the full-scale treatment and conveyance facilities beginning as early as 2027.
- **The MWD PCCP Rehabilitation Programs** will result in about 5,000 tons annually over the next 10-15 years. This program includes approximately 81 miles of pipe from 75”-120”.

MWD Second Lower Feeder Slipline

Steel Slipline pipe in Adelanto

WATER TRANSMISSION PROJECTS

WESTERN MARKET UPDATE

- Construction continues on the **U.S. Bureau of Reclamation's Navajo-Gallup supply program**. The final major phase of pipeline construction for this program has advertised to bid in June and includes 2,800 tons of steel pipe.
- The **Eastern New Mexico Rural Water System** is well underway with two segments awarded and a third advertised to bid in June**.** Remaining pipeline segments include 15,000 tons of steel pipe to convey water from the Ute Reservoir in northern New Mexico south to water users in the greater Clovis area.

Navajo-Gallup Water Supply Program