

REFINITIV




# DELTA REPORT

## 10-K

SBFM - SUNSHINE BIOPHARMA, INC

10-K - DECEMBER 31, 2023 COMPARED TO 10-K - DECEMBER 31, 2022

The following comparison report has been automatically generated

TOTAL DELTAS	1956
 CHANGES	167
 DELETIONS	854
 ADDITIONS	935

**UNITED STATES  
SECURITIES AND EXCHANGE COMMISSION  
WASHINGTON, D.C. 20549  
FORM 10-K**

(Mark one)

- ☒ ANNUAL REPORT PURSUANT TO SECTION 13 OR 15(D) OF THE SECURITIES EXCHANGE ACT OF 1934  
FOR THE FISCAL YEAR ENDED DECEMBER 31, **2022**~~2023~~
- ☐ TRANSITION REPORT UNDER SECTION 13 OR 15(D) OF THE SECURITIES EXCHANGE ACT OF 1934  
for the transition period from                      to

Commission File Number **001-41282**



**SUNSHINE BIOPHARMA, INC.**  
(Exact name of registrant as specified in its charter)

**Colorado**

**20-5566275**

(State or other jurisdiction of incorporation or organization)

(I.R.S. Employer Identification No.)

**6500 Trans-Canada Highway 1177 Avenue of the Americas**  
**4th 5th Floor**

**Pointe-Claire New York, Quebec NY, Canada H9R 0A5 10036**  
(Address of principal executive offices)

**(514) 426-6161 (332) 216-1147**

(Registrant's Telephone Number, including area code)

Securities registered pursuant to Section 12(b) of the Act: **None**

Securities registered pursuant to Section 12(b) of the Act:

Title of each class:	Trading Symbol(s)	Name of each exchange on which registered
Common Stock, par value \$0.001	SBFM	NasdaqCapital Market
Warrants	SBFMW	NasdaqCapital Market

Securities registered pursuant to Section 12(g) of the Act:  
**None.**

Indicate by check mark if the registrant is a well-known seasoned issuer, as defined in Rule 405 of the Securities Act. Yes ☐ No ☒

Indicate by check mark if the registrant is not required to file reports pursuant to Section 13 or Section 15(d) of the Exchange Act. Yes ☐ No ☒

Indicate by check mark whether the registrant (1) has filed all reports required to be filed by Section 13 or 15(d) of the Exchange Act of 1934 during the preceding 12 months (or for such shorter period that the registrant was required to file such reports), and (2) has been subject to such filing requirements for the past 90 days. Yes ☒ No ☐

Indicate by check mark whether the registrant has submitted electronically every Interactive Data File required to be submitted pursuant to Regulation S-T (§ 232.405 of this chapter) during the preceding 12 months (or for such shorter period that the registrant was required to submit such files). Yes ☒ No ☐

Indicate by check mark whether the registrant is a large accelerated filer, an accelerated filer, a non-accelerated filer, a smaller reporting company, or an emerging growth company. See definition of "large accelerated filer," "accelerated filer," "smaller reporting company," and "emerging growth company" in Rule 12b-2 of the Exchange Act. (Check one):

- Large accelerated filer ☐ Accelerated filer ☐  
Non-accelerated filer ☒ Smaller reporting company ☒  
Emerging growth company ☐

If an emerging growth company, indicate by check mark if the registrant has elected not to use the extended transition period for complying with any new or revised financial accounting standards provided pursuant to Section 13(a) of the Exchange Act. ☐

Indicate by check mark whether the registrant has filed a report on and attestation to its management's assessment of the effectiveness of its internal control over financial reporting under Section 404(b) of the Sarbanes-Oxley Act (15 U.S.C. 7262(b)) by the registered public accounting firm that prepared or issued its audit report. ☐

If securities are registered pursuant to Section 12(b) of the Act, indicate by check mark whether the financial statements of the registrant included in the filing reflect the correction of an error to previously issued financial statements. ☐

Indicate by check mark whether any of those error corrections are restatements that required a recovery analysis of incentive-based compensation received by any of the registrant's executive officers during the relevant recovery period pursuant to §240.10D-1(b). ☐

Indicate by check mark whether the registrant is a shell company (as defined in Rule 12b-2 of the Act). Yes ☐ No ☒

The aggregate market value of the voting and non-voting common equity held by non-affiliates computed by reference to the price at which the common equity was last sold on **June 30, 2022** **June 30, 2023** was **\$19,949,542** **10,708,072**.

As of **March 31, 2023** **March 28, 2024**, the Registrant had **22,585,632** **99,452,865** shares of common stock, par value \$0.001 issued and outstanding.

Documents Incorporated by reference: **None**

## TABLE OF CONTENTS

	Page
<a href="#">Defined Terms</a>	i
<a href="#">Forward Looking Statements</a>	ii
<a href="#">PART I</a>	1
<a href="#">Item 1. Business</a>	1
<a href="#">Item 1A. Risk Factors</a>	87
<a href="#">Item 1B. Unresolved Staff Comments</a>	19 17
<a href="#">Item 1C. Cybersecurity</a>	17
<a href="#">Item 2. Properties</a>	19 17
<a href="#">Item 3. Legal Proceedings</a>	19 17
<a href="#">Item 4. Mine Safety Disclosures</a>	19 17
<a href="#">PART II</a>	20 18
<a href="#">Item 5. Market for the Registrant's Common Equity Related Stockholder Matters and Issuer Purchases of Equity Securities</a>	20 18
<a href="#">Item 6. Reserved.</a>	20 18
<a href="#">Item 7. Management's Discussion and Analysis of Financial Condition and Results of Operations</a>	20 18
<a href="#">Item 7A. Quantitative and Qualitative Disclosures About Market Risk</a>	23 21
<a href="#">Item 8. Financial Statements and Supplementary Data</a>	24 22
<a href="#">Item 9. Changes in and Disagreements with Accountants on Accounting and Financial Disclosure</a>	42 41
<a href="#">Item 9A. Controls and Procedures</a>	42 41
<a href="#">Item 9B. Other Information</a>	43 41
<a href="#">Item 9C. Disclosure Regarding Foreign Jurisdictions that Prevent Inspections.</a>	43 41
<a href="#">PART III</a>	42
<a href="#">PART III</a>	44
<a href="#">Item 10. Directors, Executive Officers and Corporate Governance</a>	44 42
<a href="#">Item 11. Executive Compensation</a>	47 45
<a href="#">Item 12. Security Ownership of Certain Beneficial Owners and Management and Related Stockholder Matters</a>	48 46
<a href="#">Item 13. Certain Relationships and Related Transactions, and Director Independence</a>	49 48
<a href="#">Item 14. Principal Accounting Fees and Services</a>	49 48
<a href="#">PART IV</a>	50 49
<a href="#">Item 15. Exhibits, Financial Statement Schedules</a>	50
<a href="#">Signatures</a>	51

## DEFINED TERMS

Unless the context requires otherwise, references to “Sunshine,” “the Company,” “we,” “us” or “our” in this Form 10-K refer to Sunshine Biopharma, Inc. and its subsidiaries. The following are definitions for terms or abbreviations used in this Form 10-K:

Form 10-K	This Annual Report on Form 10-K for the fiscal year ended December 31, 2022
Adva-27a	The laboratory designation of the Company's chemotherapy small molecule under development
GMP ASC	Good Manufacturing Practice Accounting Standards Codification
ASU	Accounting Standards Update issued by FASB
CAD	Canadian Dollar
COSO	Committee of Sponsoring Organizations of the Treadway Commission
COVID-19	Novel coronavirus disease of 2019
DIN	Drug Identification Number, an eight-digit number issued by Health Canada authorizing the sale of a drug in Canada
EPS	Earnings per share
EUA	Emergency Use Authorization
FASB	Financial Accounting Standards Board
FDA	U.S. Food and Drug Administration
FDIC	Federal Deposit Insurance Corporation
FTC	Federal Trade Commission
GAAP G&A	General and administrative
GAAP	Generally Accepted Accounting Principles
GMP	Good Manufacturing Practice
GST	Goods and Services Tax (Canada)
Health Canada	The Canadian drug regulatory body
IND	Investigational New Drug
IT	Information Technology
LNP	Lipid Nano Particle
K1.1 mRNA	The laboratory designation of the Company's mRNA based anticancer therapy under development
MD&A	Management's Discussion and Analysis of Financial Condition and Results of Operations
MERS-CoV	Middle East Respiratory Syndrome Coronavirus
Mpro	Coronavirus main protease
mRNA	Messenger ribonucleic acid
NDA	New Drug Application
NOC	A Notice of Compliance issued by Health Canada to a drug manufacturing facility
Nora Pharma	Nora Pharma Inc., a wholly-owned subsidiary of the Company acquired on October 20, 2022
NPN	Natural Product Number, an eight-digit number issued by Health Canada authorizing the sale of a natural product or a supplement in Canada
OTC	Over-The-Counter
pCPA	pan-Canadian Pharmaceutical Alliance, an alliance of the provincial, territorial and federal governments that determines generic drugs pricing based on a percentage of the brand-name reference products
PCT	Patent Cooperation Treaty
PLpro	Coronavirus papain-like protease
QST	Quebec Sales Tax (Canada)
R&D	Research and Development
ROU	Right of Use
SARS Coronavirus	Severe Acute Respiratory Syndrome Coronavirus, the group of coronaviruses that includes SARS-CoV-2, MERS-CoV, and SARS-CoV
SARS-CoV	Severe Acute Respiratory Syndrome Coronavirus that first appeared in 2003
SARS-CoV-2	Severe Acute Respiratory Syndrome Coronavirus 2, the virus that causes COVID-19
SBFM-PL4	Laboratory designation of the Company's COVID-19 treatment under development
SEC	U.S. Securities and Exchange Commission
SOC	Security Operations Center
street name	Securities held in the name of a brokerage firm on behalf of a client
Sunshine Canada	Sunshine Biopharma Canada Inc., a wholly owned subsidiary of the Company
TBD	To Be Determined
U.S.	United States of America
USD	U.S. Dollars. All applicable references in this report refer to US Dollars and not Canadian Dollars (CAD) unless otherwise specifically stated.

#### FORWARD LOOKING STATEMENTS

This Annual Report on Form 10-K contains forward-looking statements within the meaning of Section 27A of the Securities Act of 1933, as amended, or the Securities Act, and Section 21E of the Securities Exchange Act of 1934, as amended, or the Exchange Act. The statements regarding Sunshine Biopharma Inc. contained in this Report that are not historical in nature, particularly those that utilize terminology such as “may,” “will,” “should,” “likely,” “expects,” “anticipates,” “estimates,” “believes” or “plans,” or comparable terminology, are forward-looking statements based on current expectations and assumptions, and entail various risks and uncertainties that could cause actual results to differ materially from those expressed in such forward-looking statements. Important factors known to us that could cause such material differences are identified in this Report. We undertake no obligation to correct or update any forward-looking statements, whether as a result of new information, future events or otherwise, except as may be required under applicable law. You are advised, however, to consult any future disclosures we make on related subjects in future reports to the SEC.

## PART I

### ITEM 1. BUSINESS

#### About Sunshine Biopharma

We are a pharmaceutical company offering and researching life-saving medicines in a wide variety of therapeutic areas, including oncology and antivirals. In addition to our own drug development operations, we operate three wholly owned subsidiaries, including subsidiaries: (i) Nora Pharma Inc. ("Nora Pharma"), a Canadian corporation with a portfolio consisting of 49 prescription drugs on the market in Canada, and 28 additional drugs scheduled to be launched in 2023 and 2024, (ii) Sunshine Biopharma Canada Inc. ("Sunshine Canada"), a Canadian corporation which develops and sells OTC supplements, supplements.

In addition, we are conducting a proprietary drug development program which is comprised of (i) K1.1 mRNA targeted for liver cancer, (ii) SBFM-PL4, PLpro protease inhibitor for SARS Coronavirus infections, and (iii) NOX Pharmaceuticals, Inc., a Colorado corporation which is inactive and is scheduled to be dissolved later this year. Adva-27a for pancreatic cancer. Development of the latter has been paused pending further analysis of unfavorable in vitro results obtained in the second half of 2023. See "Drugs in Development," below.

#### History

We were incorporated in the State of Colorado on August 31, 2006, and on October 15, 2009, we acquired Sunshine Biopharma, Inc. in a transaction classified as a reverse acquisition. Sunshine Biopharma, Inc. was holding held an exclusive license to a new anticancer drug bearing the laboratory name, Adva-27a (the "License Agreement"). Upon completion of the reverse acquisition transaction, we changed our name to Sunshine Biopharma, Inc. and began operating as a pharmaceutical company focusing on the development of the licensed Adva-27a anticancer drug. In December 2015, we acquired all worldwide issued (US Patent Number 8,236,935, and 10,272,065) and pending patents under PCT/FR2007/000697 and PCT/CA2014/000029 for the Adva-27a anticancer compound and terminated the License Agreement. Development of Adva-27a has been paused pending further analysis of unexpected in vitro results obtained in the latter part of 2023. See "Drugs in Development," below.

In early 2020, we initiated a new R&D project focused on the development of a treatment for COVID-19 and on May 22, 2020, we filed a provisional patent application in the United States for the new coronavirus treatment. The patent application covers composition subject matter pertaining to small molecules for inhibition of the main Coronavirus protease, Mpro. On April 30, 2021, we filed a PCT application containing new research results and extending coverage to include the Coronavirus Papain-Like protease, PLpro.

In June 2021, we initiated another R&D project in which we set out to determine if certain mRNA molecules can be used as anticancer agents. The data obtained for mRNA molecules bearing the laboratory name K1.1 became the subject of a new patent application filed in April 2022.

On October 20, 2022, we acquired Nora Pharma Inc. ("Nora Pharma"), a Canadian generic pharmaceuticals company based in the greater Montreal area. Nora Pharma has 37 employees and operates in a 15,000 square foot facility certified by Health Canada. Nora Pharma currently offers 49 generic prescription drugs and 11 nonprescription OTC products. Nora Pharma sales were \$10.7 million USD during its fiscal year ended June 30, 2022. The consolidated financial statements contained on the market in this report include the results of operations of Nora Pharma from October 20, 2022 through December 31, 2022. Canada.

## Products on the Market

As a result of the acquisition of Through Nora Pharma we now currently have the following generic prescription drugs on the market in Canada:

Drug	Action/Indication	Reference Brand
Alendronate	Osteoporosis	Fosamax®
Amlodipine	Cardiovascular	Norvasc®
Apixaban	Cardiovascular	Eliquis®
Aripiprazole	Antipsychotic	Abilify®
Atorvastatin	Cardiovascular	Lipitor®
Azithromycin	Antibacterial	Zithromax®
Candesartan	Hypertension	Atacand®
Candesartan HCTZ	Hypertension	Atacand® Atacand Plus®
Celecoxib	Anti-inflammatory	Celebrex®
Cetirizine	Allergy	Reactine®
Ciprofloxacin	Antibiotic	Cipro®
Citalopram	Central nervous system	Celexa®
Clindamycin	Antibiotic	Dalacin®
Clopidogrel	Cardiovascular	Plavix®
Dapagliflozin	Diabetes	Forxiga®
Donepezil	Central nervous system	Aricept®
Duloxetine	Central nervous system	Cymbalta®
Dutasteride	Urology	Avodart®
Escitalopram	Central nervous system	Ciprallex®
Ezetimibe	Cardiovascular	Ezetrol®
Finasteride	Urology	Proscar®
Flecainide	Cardiovascular	Tambocor®
Fluconazole	Antifungal	Diflucan®
Fluoxetine	Central nervous system	Prozac®
Hydroxychloroquine	Antimalarial	Plaquenil®
Lacosamide	Central nervous system	Vimpat®
Letrozole	Oncology	Femara®
Levetiracetam	Central nervous system	Keppra®
Mirtazapine	Central nervous system	Remeron®
Metformin	Diabetes	Glucophage®
Montelukast	Allergy	Singulair®
Olanzapine ODT	Central nervous system	Zyprexa®
Olmesartan	Cardiovascular	Olmotec®
Olmesartan HCTZ	Cardiovascular	Olmotec Plus®
Pantoprazole	Acid Reflux Gastroenterology	Pantoloc®
Paroxetine	Central nervous system	Paxil®
Perindopril	Cardiovascular	Coversyl®
Pravastatin	Cardiovascular	Pravachol®
Pregabalin	Central nervous system	Lyrica®
Quetiapine	Central nervous system	Seroquel®
Quetiapine XR	Central nervous system	Seroquel XR®
Ramipril	Cardiovascular	Altace®
Rizatriptan ODT	Central nervous system	Maxalt® ODT
Rosuvastatin	Cardiovascular	Crestor®
Sertraline	Central nervous system	Zoloft®
Sildenafil	Urology	Viagra®
Tadalafil	Urology	Cialis®
Telmisartan	Cardiovascular	Micardis®
Telmisartan HCTZ	Cardiovascular	Micardis Plus®
Topiramate	Anticonvulsant	Topamax®
Tramadol Acetaminophen	Central nervous system	Tramacet®

Zolmitriptan	Central nervous system	Zomig®
Zopiclone	Central nervous system	Imovane®



In addition we have to the following nonprescription OTC products 52 drugs currently on the market, we have 32 additional drugs scheduled to be launched in Canada 2024 and partially 2025. These new drugs will address various human health areas including cardiovascular, oncology, gastroenterology, central nervous system, diabetes, urology, endocrinology, anti-infective, and anti-inflammatory.

We believe the addition of these products to our existing portfolio will strengthen our presence in the U.S.: Canadian \$9.7 billion a year generic drugs market and provide us with greater access to pharmacies as we become more of a go-to supplier for every-day and specialty medicines.

Product	Description
Essential 9™	Essential Amino Acids capsules (761 mg)
L-Arginine	L-Arginine capsules (500 mg)
L-Carnitine	L-Carnitine capsules (667 mg)
Extreme-Mass™	Weight Gain powder
Iso-Whey™	Whey Protein powder
BCAA 2:1:1™	Branched-Chain Amino Acids capsules (600 mg)
L-Creatine	L-Creatine Monohydrate powder
Nora B12-1000	Vitamin B-12 tablets (Cyanocobalamine, 1,000 mcg)
Nora Calcium	Calcium Carbonate tablets (500 mg)
Nora Cal-D 400	Calcium Carbonate (500 mg) + Vitamin D (400 IU) tablets
Nora Cal-D 1000	Calcium Carbonate (500 mg) + Vitamin D (1,000 IU) tablets
Nora D-400	Vitamin D tablets (Calciferol 400 IU)
Nora D-1000	Vitamin D tablets (Calciferol 1,000 IU)
Nora Senna	Senna Alexandrina tablets (8.6 mg)
Nora Sennosides	Senna Alexandrina tablets (8.6 mg)
NRA-ASA	Acetylsalicylic Acid tablets (80 mg)
NRA-Docusate Sodium	Docusate Sodium capsules (100 mg)
NRA K-20	Potassium Chloride tablets (1,500 mg)

## Products in Development

The following table summarizes our generic and proprietary drugs in development:

Generic Drugs	Therapeutic Area(s)	Development Stage	Launch Date
Group A (5 Products)	Central Nervous System, Urology, Cardiovascular	Under Regulatory Review	2023Q2
Group B (3 Products)	Central Nervous System, Gastrointestinal	Under Regulatory Review	2023Q3
Group C (1 Product)	Oncology	Under Regulatory Review	2023Q4
Group D (8 Products)	Central Nervous System, Cardiovascular, Metabolism	Under Regulatory Review	2024Q1
Group E (5 Products)	Cardiovascular, Urology, Endocrinology	Under Regulatory Review	2024Q2
Group F (6 Products)	Urology, Cardiovascular, Oncology, Anti-infectives	Under Regulatory Review	2024Q3

Proprietary Drugs Drug	Therapeutic Area	Development Stage	Launch Date
Adva-27a (Small Molecule)	Oncology (Pancreatic Cancer)	IND-Enabling Studies Paused*	TBD
K1.1 (mRNA LNP)	Oncology (Liver Cancer)	Animal Testing	TBD
SBFM-PL4 (Small Molecule)	Antiviral (COVID-19) (SARS Coronavirus)	Animal Testing	TBD

## Proprietary Drugs in Development

\*See "Adva-27a Anticancer Compound," below

### Adva-27a Anticancer Compound

In the area of oncology, our proprietary drug development activities have been focused on the development of Adva-27a is a small molecule called Adva-27a designed for the treatment of aggressive forms of cancer. A Topoisomerase II inhibitor, Adva-27a has been shown to be effective at destroying Multidrug Resistant Cancer cells including Pancreatic Cancer cells, Breast Cancer cells, Small-Cell Lung Cancer cells and Uterine Sarcoma cells (Published in ANTICANCER RESEARCH, Volume 32, Pages 4423-4432, October 2012). We are the direct owner of all issued patents pertaining to Adva-27a including U.S. Patents Number 8,236,935 and 10,272,065.

Adva-27a is a GEM-difluorinated C-glycoside derivative of Podophyllotoxin. Another derivative of Podophyllotoxin called Etoposide is currently on the market and is used to treat various types of cancer including leukemia, lymphoma, testicular cancer, lung cancer, brain cancer, prostate cancer, bladder cancer, colon cancer, ovarian cancer, liver cancer and several other forms of cancer. Etoposide is one of the most widely used anticancer drugs. Adva-27a and Etoposide are similar in that they both attack the same target in cancer cells, namely the DNA unwinding enzyme, Topoisomerase II. Unlike Etoposide however, Adva-27a is able to penetrate and destroy Multidrug Resistant Cancer cells. In addition, Adva-27a has been shown to have distinct and more desirable biological and pharmacological properties compared to Etoposide. In side-by-side studies using Multidrug Resistant Breast Cancer cells and Etoposide as a reference, Adva-27a showed markedly greater cell killing activity (see Figure 1).

#### Figure 1

In February 2023, December 2022, we signed entered into a research agreement with the Jewish General Hospital (“JGH”), to complete conduct the IND-enabling studies. The studies of Adva-27a (the “Research Agreement”). In August 2023, we were informed by the JGH has also agreed to negotiate with us that the terms for Phase I Clinical Trials. Adva-27a’s initial indication will be pancreatic cancer for which there are currently little or no treatment options available. All aspects laboratory results on testing of the clinical trials Adva-27a molecule were not favorable. After conclusion of an internal review of the laboratory results on November 2, 2023, we provided notice to JGH of termination of the Research Agreement. We have now paused the IND-enabling studies of Adva-27a pending a review of the results and the possibility of chemical modification of the compound to address the suboptimal performance of the molecule in Canada will employ FDA standards at all levels.certain studies.

#### K1.1 Anticancer mRNA

In June 2021, we initiated a new research project in which we set out to determine if certain mRNA molecules can be used as anti-cancer agents. The data collected to date have shown that a selected group of mRNA molecules are capable of destroying cancer cells in vitro including multidrug resistant breast cancer cells (MCF-7/MDR), ovarian adenocarcinoma cells (OVCAR-3), and pancreatic cancer cells (SUIT-2). Studies using non-transformed (normal) human cells (HMEC cells) showed that these mRNA molecules had little cytotoxic effects. These new mRNA molecules, bearing the laboratory name K1.1, are readily adaptable for delivery into patients using the mRNA vaccine technology. In April 2022, we filed a provisional patent application in the United States covering the subject mRNA molecules. We recently

In November 2022, we concluded an agreement with a specialized commercial partner for the purposes of formulating our K1.1 mRNA molecules into lipid nanoparticles ready (“LNP”) for use to conduct xenograft mice studies. The initial results of our xenograft mice studies indicate that our K1.1 mRNA-LNP is effective at reducing the size of liver cancer xenograft tumors in xenograft mice. We anticipate commencing such studies within approximately the next twelve months. are currently seeking to confirm these results by conducting additional xenograft experiments on a broader scale and in more detailed dose-response studies.

#### SBFM-PL4 COVID-19 SARS Coronavirus Treatment

The initial genome expression products of Severe Acute Respiratory Syndrome Coronavirus 2 (SARS-CoV-2), following infection by Betacoronavirus, the causative agent of COVID-19, are two large polyproteins, referred to as pp1a and pp1ab. These two polyproteins are cleaved at 15 specific sites by two virus encoded proteases, (Mpro called Mpro and PLpro) PLpro, to generate 16 different non-structural proteins essential for viral replication. Mpro and PLpro represent attractive anti-viral drug development targets as they play a central role in the early stages of viral replication. PLpro is of particular interest as a therapeutic target in that, in addition to processing essential viral proteins, it is also responsible for suppression of the human immune system making the virus more life-threatening. PLpro is present only in Betacoronaviruses, the subgroup of Coronaviruses represented by the highly pathogenic SARS-CoV, MERS-CoV, and SARS-CoV-2.

Our COVID-19 Anti-Coronavirus research effort has been focused on developing an inhibitor of PLpro the viral enzyme that mediates suppression of the human immune system. On and, on May 22, 2020, we filed a patent application in the United States for a new treatment for Coronavirus infections. Our patent application covers covering composition subject matter pertaining to small molecules for inhibition of the Coronavirus main protease (Mpro) and papain-like protease (PLpro). PLpro as well as Mpro.

In February 2022, we expanded our PLpro inhibitors research effort by entering into a research agreement with the University of Arizona for the purposes of conducting research focused on determining the in vivo safety, pharmacokinetics, and dose selection properties of three University of Arizona owned PLpro inhibitors, to be followed by efficacy testing in mice infected with SARS-CoV-2 (the "Research Project"). Under the agreement, the University of Arizona granted the Company us a first option to negotiate a commercial, royalty-bearing license for all intellectual property developed by University of Arizona personnel under the Research Project. In addition, the Company we and the University of Arizona have entered into an Option Agreement option agreement (the "Option Agreement") whereby the Company was we were granted a first option to negotiate a royalty-bearing commercial license for the underlying technology of the Research Project. Encouraged by the results obtained to date, On September 13, 2022, we submitted a Notice of Option Exercise to exercised our options, and on February 24, 2023, we entered into an exclusive worldwide license agreement with the University of Arizona on September 13, 2022, for all of the technology related to the Research Project.

We have recently broadened our objective to include the development of an injectable drug candidate of first-in-class PLpro inhibitor to treat SARS-CoV2 and potentially SARS-CoV and MERS-CoV infection in patients who could not use Paxlovid, Molnupiravir, or Remdesivir, due to concerns about drug interactions and possible 'rebound' infections and other side effects.

#### Intellectual Property

We are the sole owner of all worldwide rights pertaining to Adva-27a. These patent rights are covered by PCT/FR2007/000697 and PCT/CA2014/000029. The patent applications filed under these two PCT's have been issued in the United States (US under US Patent Number 8,236,935 and 10,272,065), Europe, and Canada. 10,272,065.

On May 22, 2020, we filed a provisional patent application in the United States for a new treatment for Coronavirus infections. Our patent application covers composition subject matter pertaining to small molecules for inhibition of the main Coronavirus protease, Mpro, an enzyme that is essential for viral replication. The patent application has a priority date of May 22, 2020. On April 30, 2021, we filed a PCT application containing new research results and extending coverage to include the Coronavirus Papain-Like protease, PLpro. The priority date of May 22, 2020 has been maintained in the newly filed PCT application.

On April 20, 2022, we filed a provisional patent application in the United States covering mRNA molecules capable of destroying cancer cells in vitro. The patent application contains composition and utility subject matter pertaining to the structure and sequence of the relevant mRNA molecules.

Effective February 24, 2023, we became the exclusive, worldwide licensee of the University of Arizona for three (3) patents related to small molecules which inhibit the Coronavirus protease, PLpro.

Our recently acquired wholly owned subsidiary, Nora Pharma, owns 152 DIN's issued by Health Canada for prescription drugs currently on the market in Canada. These DIN's were secured through in-licenses or cross-licenses from international manufacturers of generic pharmaceutical products.

In addition, we are the owner of two four (4) NPN's issued by Health Canada: Canada including (i) NPN 80089663 which authorizes us to manufacture and sell our in-house developed OTC product, Essential 9™, and (ii) NPN 80093432 which authorizes us to manufacture and sell the OTC product, Calcium-Vitamin D under the brand name Essential Calcium-Vitamin D™, (iii) NPN 80125047 which authorizes us to manufacture and sell the OTC product, L-Citrulline, and (iv) NPN 80127436 which authorizes us to manufacture and sell the OTC product, Taurine.

#### Manufacturing

Our generic drugs are manufactured by several different international partners under long-term contracts.

We currently do not have any proprietary drugs on the market. Research quantities of our proprietary drug candidates are currently manufactured at the University of Arizona located in Tucson, Arizona (Anti-Coronavirus compounds), WuXi App Tech located in Hong Kong, China (Adva-27a compound), and Arranta Bio MA LLC located in Watertown, Massachusetts (K1.1 mRNA).

Our OTC products are manufactured under contract by INOV Pharma Inc. located in Montreal, Canada.

## Marketing and Sales

Our generic drugs are currently being sold across Canada. All of our generic drug sales are conducted by Nora Pharma's sales representatives based in key Provinces across Canada. In addition, a segment of our marketing team offers provides human resources, and commercial assistance to pharmacies and pharmacy owners by providing experienced pharmacists and technical assistant recruitment services assistance, as well as training and education support. support to pharmacy owners.

Our OTC products are currently sold in the U.S. and Canada through Amazon.com and Amazon.ca, respectively. Our personnel, together with outside consultants develop and place ads on Google, YouTube, Amazon, various media platforms and other media outlets. The same team manages manage our accounts with Amazon.

## Government Regulations

All of our business operations, including our generic drugs, proprietary drugs, and OTC products operations, are subject to extensive and frequently changing federal, state, provincial and local laws and regulations.

In the United States, the Federal Government agency responsible for regulating prescription drugs and nonprescription OTC supplements is the U.S. Food and Drug Administration ("FDA"). The Canadian counterpart to the FDA is Health Canada. Though the FDA and Health Canada have generally similar requirements for drugs and OTC supplements to be approved or allowed to be marketed, approval in one jurisdiction does not automatically result in approval in the other. In Canada, prescription drugs and nonprescription OTC supplements are authorized through the issuance by Health Canada of a Drug Identification Number (DIN) for the former and a Natural Product Number (NPN) for the latter. In the United States, the marketing of OTC supplements does not require prior approval from are required to be registered with the FDA provided that the ingredients are known prior to the FDA. marketing. In both the U.S. and Canada, the ingredients, manufacturing processes and facilities for all drugs and OTC supplements must meet the guidelines for Good Manufacturing Practices ("GMP"). Moreover, all drug manufacturers must perform a series of tests, both during and after production, to show that every drug or supplement batch made meets the regulatory requirements for that product.

Our generic prescription medicines are produced following the same Good Manufacturing Practices (GMP) guidelines as for brand-name drugs. Prescription drugs dossiers are filed with Health Canada in order to obtain a manufacturing Notice of Compliance (NOC) and a Drug Identification Number (DIN). The same grant the applicant marketing authorization in Canada. In the case of Nora Pharma's products, Nora Pharma secures cross-licenses from supply partners holding NOC's and in turn applies to Health Canada to obtain DIN's issued in Nora Pharma's name in order to commercialize in Canada. In Canada, the pan-Canadian Pharmaceutical Alliance (pCPA), an alliance of the provincial, territorial and federal governments that collaborates on a range of public drug plan initiatives to increase and manage access to clinically effective and affordable drug treatments, determines generic drugs pricing based on a percentage of the brand-name reference products.

In the area of proprietary drug development where our Anti-Coronavirus and Anti-Cancer compounds fall, we will be subject to significant regulations in the U.S. in order to obtain approval of the FDA to offer our products for sale. The approximate procedure for obtaining FDA approval involves an initial filing of an IND application following which the FDA would review and allow for the drug developer to proceed with Phase I clinical trials. Following completion of Phase I, the results are filed with the FDA and a request is made to proceed to Phase II. Similarly, following completion of Phase II the data are filed with the FDA and a request is made to proceed to Phase III. Following completion of Phase III, a new drug application, or NDA is submitted and a request is made for marketing approval. Depending on various issues and considerations, the FDA could provide "emergency use authorization" or limited approval for "compassionate-use" if the drug treats terminally ill patients with limited or no other treatment options available. As of the date of the filing of this report, we have not made any filings with the FDA or other regulatory bodies in other jurisdictions. We anticipate filing an initial IND application for an anti-Covid-19 compound within approximately one year and filing an initial IND for our anti-cancer compound within approximately two years. We have however had discussions with clinicians and as a result we believe that the FDA and Health Canada are likely to grant us a so-called "fast-track" process on the basis of the ongoing Covid-19 pandemic and the terminal nature of the cancer type we are planning to treat. There are no assurances this will occur.

In connection with OTC supplements, the FDA regulates the formulation, manufacturing, packaging, storage, labeling, promotion, distribution, and sale of such products, while the Federal Trade Commission ("FTC") regulates marketing and advertising claims. In August 2007, a rule issued by the FDA went into effect requiring companies that manufacture, package, label, distribute or hold OTC supplements to meet certain GMP requirements to ensure such products are of the quality specified and are properly packaged and labeled. We are committed to meeting or exceeding the standards set by the FDA and the FTC and we believe we are currently operating within both the FDA and FTC mandates.

## Employees

### Employees

As of the date of this report we have a total of 46 employees, comprised of our management team and other corporate personnel and 37 employees at Nora Pharma.44 employees.

**Our goal is to deliver medicines that change patients' lives. Such ambitious goal is achieved through the relentless effort and dedication of our talented workforce. As of December 31, 2022, women Women compose approximately 48% 57% of our workforce. Going forward, we are committed to maintaining fully balanced workforce that includes persons of diverse sexual orientation and ethnic backgrounds.**

Presently, our proprietary drug development activities are subcontracted out to specialized service providers in the U.S., Canada and Canada, overseas. We also use consultants for various other activities including marketing, accounting, and IT.

Labors laws in Quebec provide for certain guaranteed minimum entitlements, including minimum wages, maternity leave, medical leave, employee termination conditions, etc. and other similar benefits. Moreover, the Province of Quebec has various language laws governing language use. These laws require corporate operations carried out in the Province of Quebec to be conducted to a large extent, and in some cases entirely, in French. We and our Canadian subsidiaries operating in the Province of Quebec are fully compliant with these laws.

### Competition

The Canadian generic pharmaceuticals market is was valued at approximately \$7.2 billion CAD (approximately \$5.3 billion USD). \$9.7 billion USD in 2023. Generic pharmaceutical companies produce and deliver more than 70% of the prescribed medicines with high quality at affordable prices. There are more than 35 active generic players in the market, of which, the top 3 hold approximately a 50% share of the market. Nora Pharma is relatively new in this space but has demonstrated one of the fastest year-over-year sales increase amongst its peers.

Our Anti-Coronavirus drug development project is in direct competition with several companies in the U.S. that have developed effective vaccines or treatment options for Covid-19. The companies focused on treatments include Pfizer, Merck, Gilead, Eli Lilly, and Regeneron. Today two leading vaccines (Pfizer's, and Moderna's) and two antibody treatments (Regeneron's, and Eli Lilly's) are in use. Gilead's Remdesivir, an antiviral injectable, was approved by the FDA for treatment of Covid-19 in October 2020. In addition, in December 2021, Pfizer received Emergency Use Authorization ("EUA"), for its antiviral pill, Paxlovid, and, in the same month, the FDA granted Merck EUA for its antiviral pill, Molnupiravir. While the approved vaccines, pills and injectable treatments are effective, we believe that additional treatment options such as the one we are developing which targets a different part of the virus could potentially form an important component of the range of anti-coronavirus treatment options available to attending physicians.

In the area of anticancer drug development, we compete with large publicly and privately held companies engaged in developing new cancer therapies. There are numerous other entities engaged in oncology therapeutics development that have greater resources than the resources presently available to us. Nearly all major pharmaceutical companies including Merck, Amgen, Roche, Pfizer, Bristol-Myers Squibb and Novartis, to name a few, have on-going anticancer drug development programs and some of the drugs they may develop could be in direct competition with our own. In addition, a number of smaller companies are working in the area of cancer therapy and could develop drugs that may be in competition with ours.

Similarly, our OTC products fall directly within a very crowded and highly competitive product sector. As of the date of this report, we believe Essential 9™ is the only Essential Amino Acid product that comprises all 9 essential amino acids in capsule form. We believe this may provide us with a competitive advantage, at least for the near future but there are no assurances that this will occur.



## ITEM 1A. RISK FACTORS

Investing in our securities includes a high degree of risk. Prior to making a decision about investing in our securities, you should consider carefully the specific factors discussed below, together with all of the other information contained in this report. Our business, financial condition, results of operations and prospects could be materially and adversely affected by these risks.

### Risks Related to Our Business

**We have incurred losses and may never achieve profitability. profitability**

We have an accumulated deficit of \$59,399,614 \$63,905,658 as of December 31, 2022 December 31, 2023. We incurred a net loss of \$4,506,044 for the year ended December 31, 2023, and a net loss of \$26,744,440 for the year ended December 31, 2022, and a net loss of \$12,436,447 for the year ended December 31, 2021. We may never achieve profitability.

**We are subject to the significant risks associated with the generic pharmaceutical business. business**

Since our acquisition of Nora Pharma in October 2022, we have generated revenues primarily through sales of generic pharmaceutical products in Canada, and we expect this to remain the case for the foreseeable future. Generic pharmaceuticals are, as a general matter, significantly less profitable than innovative medicines, medicines.

In recent years, the generic pharmaceutical business has experienced increased volatility in volumes due in large part to global supply chain issues and the COVID-19 pandemic. In 2022, the global economy was continuing to recover from the impacts of the COVID-19 pandemic and also began experiencing additional macroeconomic pressures such as rising inflation and disruptions to the global supply chain, in part resulting from the ongoing conflict between Russia and Ukraine. We may experience supply discontinuities due to macroeconomic issues, regulatory actions, including sanctions and trade restrictions, labor disturbances and approval delays, which may impact our ability to timely meet demand in certain instances. These adverse market forces have a direct impact on our overall performance. Any such disruptions could have a material adverse impact on our business and our results of operation and financial condition.

Other risks associated with our generic pharmaceutical business include:

- Current macroeconomic conditions are becoming increasingly less stable due to the war in Ukraine, and tensions in the Middle and Far East. Destabilized macroeconomics conditions pose a serious threat to supply chains around the world including those for the generic pharmaceutical business. Nearly all of Nora Pharma's generic drugs are manufactured outside Canada and the United States and could experience disruptions which would adversely affect our main source of revenue.
- Supply chains discontinuities due to other issues, including unforeseen regulatory actions, economic sanctions, trade restrictions, labor disturbances and approval delays, may impact our ability to timely meet customer demand in certain instances. These adverse market forces would have a direct impact on our ability to achieve our sales projections.
- A significant portion of Nora Pharma's revenues are derived from relatively few key customers, and any financial difficulties experienced by a single key customer, or any delay in receiving payments from such a customer, could have a material adverse effect on Nora Pharma's business, financial condition, and results of operations.
- If Nora Pharma encounters difficulties in executing launches of new products, it may not be able to offset the increasing price erosion on existing products resulting from pricing pressures and accelerated generics approvals for competitors. Such unsuccessful launches can be caused by many factors, including delays in regulatory approvals, lack of operational or clinical readiness or patent litigation. Failure or delays to execute launches of new generic products could have a material adverse effect on Nora Pharma's business and its ability to realize projected sales.

***Sales of our generic products may be adversely affected by the drug regulatory environment in Canada. Canada***

Currently we sell our generic drugs only in Canada. Our net sales may be affected by fluctuations in the buying patterns of our customers resulting from government lead pricing pressures and other factors. Our generic sales in Canada are done via retail pharmacies, pharmacy channels, distributors, and wholesalers. Pricing pressures in Canada represent the highest risk due to ongoing and unresolved negotiations between the pharmaceutical industry and the federal government. These together with the fact that a significant portion of our revenues is derived from relatively few key customers, any financial difficulties experienced by a single key customer, or any delay in receiving payments from such a customer, could have a material adverse effect on our business, financial condition, and results of operations.

***Our revenues and profits from generic products may decline as a result of competition from other pharmaceutical companies and changes in regulatory policy. policy***

Our generic drugs face intense competition. Prices of generic drugs may, and often do, decline, sometimes dramatically, especially as additional generic pharmaceutical companies receive approvals and enter the market for a given product and competition intensifies. Consequently, our ability to sustain our sales and profitability on any given product over time is affected by the number of companies selling such product, including new market entrants, and the timing of their approvals.

Furthermore, brand pharmaceutical companies continue to manage products in a challenging environment through marketing agreements with payers, pharmacy benefits managers and generic manufacturers. For example, brand companies often sell or license their own generic versions of their products, either directly or through other generic pharmaceutical companies (so-called “authorized generics”). No significant regulatory approvals are required for authorized generics, and brand companies do not face any other significant barriers to entry into such market. Brand companies may seek to delay introductions of generic equivalents through a variety of commercial and regulatory tactics. These actions may increase the costs and risks of our efforts to introduce generic products and may delay or prevent such introduction altogether.

***We may experience delays in launches of launching our new generic products. products***

If we cannot execute timely launches of new products, we may not be able to offset the increasing price erosion on existing products resulting from pricing pressures and accelerated generics approvals for competing products. Such unsuccessful launches can be caused by many factors, including delays in regulatory approvals, lack of operational or clinical readiness or patent litigation. Failure or delays to execute launches of new generic products could have a material adverse effect on our business, financial condition, and results of operations.

***We may not receive required regulatory approval for any of our non-generic pharmaceutical product candidates. candidates***

We have not received approval for any of our proprietary (non-generic) drug development operations product candidates from the FDA. Any compounds that we discover or in-license will require extensive and costly development, preclinical testing and clinical trials prior to seeking regulatory approval for commercial sales. Our most advanced product candidate, Adva-27a, K1.1 mRNA and our potential Covid-19 treatments treatment in development may never be approved for commercial sale. We have not made any filings to date with the FDA or other regulatory bodies in other jurisdictions. The time required to attain product sales and profitability is lengthy and highly uncertain. If we fail to obtain required regulatory approvals for our pharmaceutical product candidates, our business will be materially harmed.

***As we have no approved non-generic pharmaceutical products on the market, we do not expect to generate significant revenues from non-generic pharmaceutical product sales in the foreseeable future, if at all. all***

To date, we have no approved non-generic pharmaceutical products on the market and have generated product revenues solely from our OTC supplements operations and generic pharmaceutical product sales. We have funded our operations primarily from sales of our securities. We have not received, and do not expect to receive for at least the next three to four years, if at all, any revenues from the commercialization of our non-generic pharmaceutical product candidates. To obtain revenues from sales of such pharmaceutical product candidates we must succeed, either alone or with third parties, in developing, obtaining regulatory approval for manufacturing, marketing and distributing drugs with commercial potential. We may never succeed in these activities, and we may not generate sufficient revenues to continue our business operations or achieve profitability.

***We will require additional funding to satisfy our future capital needs, which may not be available. available***

We may will require significant additional funding in large part due to our research and development expenses, future preclinical and clinical testing costs, and the absence of significant insufficient sales revenues in the near future. We do not know whether additional financing will be available to us on favorable terms or at all. If we cannot raise additional funds, we may be required to reduce our capital expenditures, scale back product development programs, reduce our workforce and license to others products or technologies that we may otherwise be able to commercialize. We are currently unable to project when or whether our operations will generate positive cash flows from operations. flow.

Any additional equity securities we issue or issuances of debt we may enter into or undertake may have rights, preferences or privileges senior to those of existing holders of common stock. To the extent that we raise additional funds through collaboration and licensing arrangements, we may be required to relinquish some rights to our technologies or product candidates or grant licenses on terms that are not favorable to us.

***The FDA may change its approval policies or requirements, or apply interpretations to its policies or requirements, in a manner that could delay or prevent commercialization of Adva-27a K1.1 mRNA or our potential Covid-19 treatment in development. development***

Regulatory requirements may change in a manner that requires us to conduct additional clinical trials, which may delay or prevent commercialization of our Adva-27a K1.1 mRNA and potential Covid-19 treatment in development. We cannot provide any assurance that the FDA will not require us to repeat existing studies or conduct new or unforeseen experiments in order to demonstrate the safety and efficacy of any product candidate before considering the approval of such product candidate.candidates.

***The product candidate we are developing for the treatment of Covid-19 may not be granted an emergency use authorization by the FDA. If we do not receive such authorization, or if, once granted, it is terminated, we will be required to pursue the drug approval process, which is lengthy and expensive.***

Subject to completing and receiving favorable results for clinical trials, we intend to seek emergency use authorization, or EUA, for a potential Covid-19 treatment, which would allow us to market and sell such product candidate without the need to pursue the lengthy and expensive drug approval process. The FDA may issue an EUA during a public health emergency if it determines that the potential benefits of a product outweigh the potential risks and if other regulatory criteria are met. In addition, the FDA may revoke an EUA where it is determined that the underlying health emergency no longer exists or warrants such authorization. We may not receive EUA for any Covid-19 treatment product candidate. In addition, even if we do receive EUA for any product candidate, we cannot predict how long such EUA will remain in place. If we fail to receive an EUA for any Covid-19 product candidate, or such EUA is granted but subsequently terminated, our business, financial condition and results of operations could be adversely affected.

***Our business would be materially harmed if we fail to obtain FDA approval for our pharmaceutical product candidates. candidates***

We anticipate that our ability to generate significant product revenues from our drug development business will depend on the successful development and commercialization of Adva-27a K1.1 mRNA or our potential Covid-19 treatment in development. The FDA may not approve in a timely manner, or at all, any of our drug candidates. If we are unable to submit a new drug application or NDA for our product candidates, we will be unable to commercialize such products and our business will be materially harmed. The FDA can and does reject NDAs, and often requires additional clinical trials, even when product candidates performed well or achieved favorable results in large-scale Phase III clinical trials. The FDA imposes substantial requirements on the introduction of pharmaceutical products through lengthy and detailed laboratory and clinical testing procedures, sampling activities and other costly and time-consuming procedures. Satisfaction of these requirements typically takes several years and may vary substantially based upon the type and complexity of the pharmaceutical product. Our product candidates are novel compounds or new chemical entities, which may further increase the time required for satisfactory testing procedures.

Data obtained from preclinical and clinical activities are susceptible to varying interpretations, which could delay, limit or prevent regulatory approval. In addition, delays or rejections may be encountered based on changes in, or additions to, regulatory policies for drug approval during product development and regulatory review. Government regulation may delay or prevent the commencement of clinical trials or marketing of our product candidates, impose costly procedures upon our activities and provide an advantage to our competitors with greater financial resources or more experience in regulatory affairs. The FDA may not approve our product candidates for clinical trials or marketing on a timely basis or at all. Delayed or failed approvals would adversely affect the marketing of our product candidates and our liquidity and capital resources.

Drug products and their manufacturers are subject to continual regulatory review after the product receives FDA approval. Later discovery of previously unknown problems with a product or manufacturer may result in additional clinical testing requirements or restrictions on such product or manufacturer, including withdrawal of the product from the market. Failure to comply with applicable regulatory requirements can, among other things, result in fines, injunctions and civil penalties, suspensions or withdrawals of regulatory approvals, product recalls, operating restrictions or shutdown and criminal prosecution. We may lack sufficient resources and expertise to address these and other regulatory issues as they arise.

*We may be sued or become a party to litigation, which could require significant management time and attention and result in significant legal expenses and may result in an unfavorable outcome which could have a material adverse effect on our business, financial condition, results of operations and cash flows.*

We may be forced to incur costs and expenses in connection with defending ourselves with respect to litigation and the payment of any settlement or judgment in connection therewith if there is an unfavorable outcome. The expense of defending litigation may be significant. The amount of time to resolve lawsuits is unpredictable and defending ourselves may divert management's attention from the day-to-day operations of our business, which could adversely affect our business, results of operations and cash flows. In addition, an unfavorable outcome in any such litigation could have a material adverse effect on our business, results of operations and cash flows.

*If we are unable to attract and retain qualified scientific, technical, and key management personnel, or if our key executive, Dr. Steve N. Slilaty, discontinues his employment with us, it may delay our research and development efforts.*

We rely on the services of Dr. Slilaty for strategic and operational management, as well as for scientific and/or medical expertise in the development of our products. The loss of Dr. Slilaty would result in a significant negative impact on our ability to implement our business plan.

*We have not entered into an employment agreement with any member of our management, including Dr. Slilaty.* The loss of Dr. Slilaty will also significantly delay or prevent the achievement of our business objectives.

*Our business exposes us to potential product liability risks and we may be unable to acquire and maintain sufficient insurance to provide adequate coverage against potential liabilities.*

Our business exposes us to potential product liability risks that are inherent in the testing, manufacturing and marketing of pharmaceutical products and OTC supplements. The use of our product candidates in clinical trials also exposes us to the possibility of product liability claims and possible adverse publicity. These risks will increase to the extent our pharmaceutical product candidates receive regulatory approval and are commercialized. We currently have product liability insurance for our generic drugs and OTC products and we plan to obtain product liability insurance in connection with our OTC supplements and future clinical trials of our pharmaceutical product candidates in the near future. However, our current and future product liability insurance once obtained, may not provide adequate coverage protection against potential liabilities. On occasion, juries have awarded large judgments in class action lawsuits based on drugs that had unanticipated side effects. A successful product liability claim, or series of claims brought against us would decrease our cash reserves and could cause our stock price to fall significantly.

***We face regulation and risks related to hazardous materials and environmental laws, violations of which may subject us to claims for damages or fines that could materially affect our business, cash flows, financial condition and results of operations. operations***

Our research and development activities involve the use of controlled and/or hazardous materials and chemicals. The risk of accidental contamination or injury from these materials cannot be completely eliminated. In the event of an accident, we could be held liable for any damages or fines that result, and the liability could have a material adverse effect on our business, financial condition, and results of operations. We are also subject to federal, state and local laws and regulations governing the use, manufacture, storage, handling and disposal of hazardous materials and waste products. If we fail to comply with these laws and regulations or with the conditions attached to our operating licenses, the licenses could be revoked, and we could be subjected to criminal sanctions and substantial liability or be required to suspend or modify our operations. In addition, we may have to incur significant costs to comply with future environmental laws and regulations. We do not currently have a pollution and remediation insurance policy.

**11**

---



*Third party manufacturers may not be able to manufacture our pharmaceutical product candidates, which would prevent us from commercializing our product candidates.*

If any of our pharmaceutical product candidates is approved by the FDA or other regulatory agencies for commercial sale, we will need third parties to manufacture the product in larger quantities. If we are able to reach an agreement with any collaborator or third party manufacturer in the future, of which there can be no assurance due to factors beyond our control, these collaborators and/or third party manufacturers may not be able to increase their manufacturing capacity for any of our product candidates in a timely or economic manner, or at all. Significant scale-up of manufacturing may require additional validation studies, which the FDA must review and approve. If we are unable to increase the manufacturing capacity for a product candidate successfully, the regulatory approval or commercial launch of that product candidate may be delayed or there may be a shortage in the supply of the product candidate. Our product candidates require precise, high-quality manufacturing. The failure of collaborators or third-party manufacturers to achieve and maintain these high manufacturing standards, including the incidence of manufacturing errors, could result in patient injury or death, product recalls or withdrawals, delays or failures in product testing or delivery, cost overruns or other problems that could seriously harm our business.

*If we are unable to establish sales and marketing capabilities for our pharmaceutical product candidates or enter into agreements with third parties to sell and market any such products we may develop, we may be unable to generate revenues from our non-generic pharmaceutical business.*

We do not currently have product sales and marketing capabilities for our non-generic pharmaceutical operations. If we receive regulatory approval to commence commercial sales of any of our pharmaceutical product candidates, we will have to establish a sales and marketing organization with appropriate technical expertise and distribution capabilities or make arrangements with third parties to perform these services in other jurisdictions. If we receive approval in applicable jurisdictions to commercialize Adva-27a for the treatment of breast cancer indication, our pharmaceutical products candidates, we intend to engage additional pharmaceutical or health care companies with existing distribution systems and direct sales organizations to assist us in North America and throughout the world. We may not be able to negotiate favorable distribution partnering arrangements, if at all. To the extent we enter into co-promotion or other licensing arrangements, any revenues we receive will depend on the efforts of third parties and will not be under our control. If we are unable to establish adequate sales, marketing and distribution capabilities, whether independently or with third parties, our ability to generate product revenues, and become profitable, would be severely limited.

Even if we obtain required US and foreign regulatory approvals, as applicable, factors that may inhibit our efforts to commercialize our pharmaceutical product candidates without strategic partners or licensees include:

- difficulty recruiting and retaining adequate numbers of effective sales and marketing personnel;
- the inability of sales personnel to obtain access to, or persuade adequate numbers of, physicians to prescribe our products;
- the lack of complementary products to be offered by sales personnel, which may put us at a competitive disadvantage against companies with broader product lines; and
- unforeseen costs associated with creating an independent sales and marketing organization.

*Even if we successfully develop and obtain approval for our proprietary drug product candidates, our business will not be profitable if such products do not achieve and maintain market acceptance. acceptance*

Even if our proprietary drug product candidates are approved for commercial sale by the FDA or other regulatory authorities, the degree of market acceptance of our approved product candidates by physicians, healthcare professionals, patients and third-party payors, and our resulting profitability and growth, will depend on a number of factors, including:

- our ability to provide acceptable evidence of safety and efficacy;
- relative convenience and ease of administration;
- the prevalence and severity of any adverse side effects;
- the availability of alternative treatments;
- the details of FDA labeling requirements, including the scope of approved indications and any safety warnings;
- pricing and cost effectiveness;
- the effectiveness of our or our collaborators' sales and marketing strategy;
- our ability to obtain sufficient third-party insurance coverage or reimbursement; and
- our ability to have the product listed on insurance company formularies.

If our proprietary drug product candidates achieve market acceptance, we may not maintain that market acceptance over time if new products or technologies are introduced that are received more favorably or are more cost effective. Complications may also arise, such as development of new know-how or new medical or therapeutic capabilities by other parties that render our product obsolete.

*Because the results of preclinical studies for our preclinical product candidates are not necessarily predictive of future results, our pharmaceutical product candidates may not have favorable results in later clinical trials or ultimately receive regulatory approval. approval*

Our proprietary drug product candidates have not been tested in clinical trials. Positive results from preclinical studies are no assurance that later clinical trials will succeed. Preclinical studies are not designed to establish the clinical efficacy of our preclinical product candidates. We will be required to demonstrate through clinical trials that our product candidates are safe and effective for use before we can seek regulatory approvals for commercial sale. There is typically an extremely high rate of failure as product candidates proceed through the various phases of clinical trials. If our product candidates fail to demonstrate sufficient safety and efficacy in any clinical trial, we would experience potentially significant delays in, or be required to abandon, development of that product candidate. This would adversely affect our ability to generate revenues and may damage our reputation in the industry and in the investment community.

*The future clinical testing of our proprietary drug product candidates could be delayed, resulting in increased costs to us and a delay in our ability to generate revenues. revenues*

Our proprietary drug product candidates will require additional preclinical testing and extensive clinical trials prior to submitting submission of a regulatory application for commercial sales. We do not know whether clinical trials will begin on time, if at all. Delays in the commencement of clinical testing could significantly increase our product development costs and delay product commercialization. In addition, many of the factors that may cause, or lead to, a delay in the commencement of clinical trials may also ultimately lead to denial of regulatory approval of a product candidate. Each of these results would adversely affect our ability to generate revenues.

The commencement of clinical trials can be delayed for a variety of reasons, including delays in:

- demonstrating sufficient safety to obtain regulatory approval to commence a clinical trial;
- reaching agreement on acceptable terms with prospective research organizations and trial sites;
- manufacturing sufficient quantities of a product candidate;
- obtaining institutional review board approvals to conduct clinical trials at prospective sites; and
- procuring adequate financing to fund the work.

In addition, the commencement of clinical trials may be delayed due to insufficient patient enrollment, which is a function of many factors, including the size of the patient population, the nature of the protocol, the proximity of patients to clinical sites, the availability of effective treatments for the relevant disease, and the eligibility criteria for the clinical trial. If we are unable to enroll a sufficient number of evaluable patients, the clinical trials for our product candidates could be delayed until sufficient numbers are achieved.

*We face or will face significant competition from other biotechnology, pharmaceutical and OTC supplements companies, and our operating results will suffer if we fail to compete effectively.*

Most of our pharmaceutical company competitors, such as Merck, Bristol-Myers Squibb, Pfizer, Amgen, and others, are large pharmaceutical companies with substantially greater financial, technical, and human resources than we have. The biotechnology and pharmaceutical industries are intensely competitive and subject to rapid and significant technological change. The drugs that we are attempting to develop will compete with existing therapies if we receive marketing approval. Because of their significant resources, our competitors may be able to use discovery technologies and techniques, or partnerships with collaborators, to develop competing products that are more effective or less costly than the product candidate we are developing. This may render our technology or product candidate obsolete and noncompetitive. Academic institutions, government agencies, and other public and private research organizations may seek patent protection with respect to potentially competitive products or technologies and may establish exclusive collaborative or licensing relationships with our competitors.

Our competitors may succeed in obtaining FDA or other regulatory approvals for product candidates more rapidly than us. Companies that complete clinical trials, obtain required regulatory agency approvals and commence commercial sale of their drugs before we do may achieve a significant competitive advantage, including certain FDA marketing exclusivity rights that would delay or prevent our ability to market certain products. Any approved drugs resulting from our research and development efforts, or from our joint efforts with our existing or future collaborative partners, might not be able to compete successfully with our competitors' existing or future products.

We also face competition in our OTC supplements business. The business of marketing OTC supplements is highly competitive. This market segment includes numerous manufacturers, marketers, and retailers that actively compete for the business of consumers both in the United States and abroad. The market is highly sensitive to the introduction of new products, which may rapidly capture a significant share of the market. Sales of similar products by competitors may materially and adversely affect our business, financial condition, and results of operations.

*The market for our potential Covid-19 treatment in development could be adversely affected if the Covid-19 disease outbreak subsides.*

Disease outbreaks are unpredictable. In the event that the Covid-19 outbreak subsides, or Covid-19 is substantially eradicated, there may be reduced demand or need for our potential Covid-19 treatment in development, which may have a negative effect on the market for such treatment, even if it is approved.

*The Covid-19 pandemic has significantly impacted worldwide economic conditions and could have a material adverse effect on our operations and business.*

While we have been able to continue to operate, the global Covid-19 pandemic has caused disruptions in supply chains, affecting production and sales across a range of industries. While the disruptions are currently expected to be temporary, there is considerable uncertainty around the duration and the impact of these disruptions.

The extent of the impact of Covid-19 on our operational and financial performance will depend on the on-going and future impact on our customers, vendors, service providers, and availability of labor as well as the potential impact of future expanded local, state, or federal restrictions – all of which are uncertain and are difficult to predict.

*Because our proprietary drug product candidates and our development and collaboration efforts depend on our intellectual property rights, adverse events affecting our intellectual property rights will harm our ability to commercialize products. products*

Our success will depend to a large degree on our own and our licensors' ability to obtain and defend patents for each party's respective technologies and the compounds and other products, if any, resulting from the application of such technologies. The patent positions of pharmaceutical and biotechnology companies can be highly uncertain and involve complex legal and technical questions. No consistent policy regarding the breadth of claims allowed in biotechnology patents has emerged to date. Accordingly, we cannot predict the breadth of claims that will be allowed or maintained, after challenge, in our or other companies' patents.

The degree of future protection for our proprietary rights is uncertain, and we cannot ensure that:

- we were the first to make the inventions covered by each of our pending patent applications;
- we were the first to file patent applications for these inventions;
- others will not independently develop similar or alternative technologies or duplicate any of our technologies;
- any patents issued to us or our collaborators will provide a basis for commercially viable products, will provide us with any competitive advantages, or will not be challenged by third parties;
- our pending patent applications will result in issued patents;
- we will develop additional proprietary technologies that are patentable;
- the patents of others will not have a negative effect on our ability to do business; or
- our issued patents will have sufficient useful life remaining for commercial viability of our product candidate.

If we cannot maintain the confidentiality of our technology and other confidential information in connection with our collaborations, then our ability to receive patent protection or protect our proprietary information will be impaired. In addition, some of the technology we have developed or licensed relies on inventions developed using U.S. and other governments' resources. Under applicable law, the U.S. government has the right to require us to grant a nonexclusive, partially exclusive or exclusive license for such technology to a responsible applicant or applicants, upon terms that are reasonable under the circumstances, if the government determines that such action is necessary.

***Confidentiality agreements with employees and others may not adequately prevent disclosure of trade secrets and other proprietary information and may not adequately protect our intellectual property.***

We rely on trade secrets to protect our technology, particularly when we do not believe patent protection is appropriate or obtainable. However, trade secrets are difficult to protect. In order to protect our proprietary technology and processes, we rely in part on confidentiality and intellectual property assignment agreements with our employees, consultants, outside scientific collaborators and sponsored researchers and other advisors. These agreements may not effectively prevent disclosure of confidential information nor result in the effective assignment to us of intellectual property and may not provide an adequate remedy in the event of unauthorized disclosure of confidential information or other breaches of the agreements. In addition, others may independently discover our trade secrets and proprietary information, and in such case we could not assert any trade secret rights against such party. Enforcing a claim that a party illegally obtained and is using our trade secrets is difficult, expensive and time consuming, and the outcome is unpredictable. In addition, courts outside the United States may be less willing to protect trade secrets. Costly and time-consuming litigation could be necessary to seek to enforce and determine the scope of our proprietary rights, and failure to obtain or maintain trade secret protection could adversely affect our competitive business position.

***The implementation of our business plan may result in a period of rapid growth that will impose a significant burden on our current administrative and operational resources.***

Our ability to effectively manage our growth will require us to substantially expand the capabilities of our administrative and operational resources by attracting, training, managing, and retaining additional qualified personnel, including additional members of management, technicians, and others. To successfully develop our products, we will need to manage operating, producing, marketing and selling our products. There can be no assurances that we will be able to do so. Our failure to successfully manage our growth will have a negative impact on our anticipated results of operations.

***A significant or prolonged economic downturn could have a material adverse effect on our results of operations. operations***

A significant or prolonged economic downturn may adversely affect the disposable income of many consumers and may lower demand for some of our OTC supplement products. Any decline in economic conditions in could negatively impact our business. A significant decline in consumer demand, even if only due in part to general economic conditions could have a material adverse effect on our revenues and profit margins.

***The failure of our service providers and suppliers to supply quality services and materials in sufficient quantities, at a favorable price, and in a timely fashion could adversely affect the results of our operations. operations***

Our outside manufacturer buys manufacturers buy raw materials for our OTC supplements business from a limited number of suppliers. The loss of any of our major suppliers or of any supplier who, through our contract manufacturer, provides us materials that are hard to obtain elsewhere at the same quality could adversely affect our business operations. Although we believe we could establish alternate manufacturers and sources for most of our raw materials, any delay in locating and establishing relationships with other sources could result in shortages of products we manufacture from such raw materials, with a resulting loss of sales and customers. In certain situations we may need to alter our products or with our customer's consent to substitute different materials from alternative sources.

A shortage of raw materials or an unexpected interruption of supply could also result in higher prices for those materials. We have experienced increases in various raw material costs, transportation costs and the cost of petroleum-based raw materials and packaging supplies used in our business. Increasing cost pricing pressures on raw materials and other products have continued occurred throughout fiscal 2020 2023 as a result of limited supplies of various ingredients, the effects of higher labor and transportation costs, and the impact of Covid-19. We expect these upward pressures to continue through fiscal 2021 2024. Although we may be able to raise our prices in response to significant increases in the cost of raw materials, we may not be able to raise prices sufficiently or quickly enough to offset the negative effects such cost increases could have on our results of operations or financial condition.

There can be no assurance suppliers will provide the quality raw materials we need in the quantities requested or at a price we are willing to pay. Because we do not control the actual production of these raw materials, we are also subject to delays caused by interruption in production of materials including but not limited to those resulting from conditions outside of our control, such as pandemics, weather, transportation interruptions, strikes, terrorism, geopolitics, natural disasters, and other catastrophic events.

***Our OTC supplements business is subject to the effects of adverse publicity, which could negatively affect our sales and revenues. revenues***

Our business can be affected by adverse publicity or negative public perception about us, our competitors, our products, or our industry or competitors generally. Adverse publicity may include publicity about the OTC supplements industry generally, the efficacy, safety and quality of OTC supplements and other health care products or ingredients in general or our products or ingredients specifically, and regulatory investigations, regardless of whether these investigations involve us or the business practices or products of our competitors, or our customers. Any adverse publicity or negative public perception could have a material adverse effect on our business, financial condition and results of operations. Our business, financial condition and results of operations could be adversely affected if any of our products or any similar products distributed by other companies are alleged to be or are proved to be harmful to consumers or to have unanticipated and unwanted health consequences.

***Our manufacturing and third-party fulfillment activities are subject to certain risks. risks***

Our OTC supplements products are manufactured at third party manufacturing facilities in Canada. Canada and overseas. As a result, we are dependent on the uninterrupted and efficient operation of these facilities. Such manufacturing operations, and those of its their suppliers, are subject to power failures, blackouts, border shutdowns, telecommunications failures, computer viruses, cybersecurity vulnerabilities, human error, breakdown, failure or substandard performance performance. The occurrence of our facilities, our equipment, these or any other operational problems, including the improper installation or operation of equipment, terrorism, pandemics (including Covid-19), natural or other disasters, intentional acts of violence, and the need to comply with the requirements or directives of governmental agencies, including the FDA. The occurrence of these or any other operational problems at such facilities FDA and Health Canada may have a material adverse effect on our business, financial condition and results of operations.



## Risks Related to Our Common Stock

**There is a limited market for significant volatility in the price and trading volume of our common stock, and investors may find it difficult to buy and sell our shares.**

Prior to February 15, 2022, our common stock was quoted on the OTC Pink, which is an unorganized, inter-dealer, over-the-counter market which provides significantly less liquidity than the Nasdaq Capital Market or other national securities exchanges.

Our common stock has been listed on the Nasdaq Capital Market since February 15, 2022. Currently, The price and daily trading volume of our common stock is thinly traded have been very volatile and there is no assurance may continue to be so, and any significant trading volume will develop or in our common stock may not be sustained or that we will remain eligible for continued listing maintained. These factors may have an adverse impact on the Nasdaq Capital Market, trading and price of our common stock.

### **If we are unable to continue to meet the listing requirements of Nasdaq, our common stock will be delisted**

Our common stock currently trades on Nasdaq, where it is subject to various listing requirements. On March 24, 2023, we received a notification letter from Nasdaq's Listing Qualifications Department notifying us that, because the closing bid price of our common stock listed on Nasdaq was below \$1.00 for 30 consecutive trading days, we no longer meet the minimum bid price requirement for continued listing under Nasdaq Marketplace Rule 5550(a)(2), requiring a minimum bid price of \$1.00 per share (the "Minimum Bid Price Requirement"). On September 21, 2023, we received another notification letter from Nasdaq advising that Nasdaq's staff has determined that we are eligible for an extension of an additional 180 calendar day period, or until March 18, 2024, to cure the bid price deficiency. On February 28, 2024, we received a notification letter from Nasdaq advising that Nasdaq's staff had determined that as of February 27, 2024, our common stock had a closing bid price of \$0.10 or less for ten consecutive trading days and accordingly, we were subject to the provisions contemplated under Listing Rule 5810(c)(3)(A)(iii). As a result, Nasdaq determined that our securities would be removed from listing and registration on The Nasdaq Stock Market, subject to the procedures set forth in the past Nasdaq Listing Rule 5800 Series which provide for the opportunity to appeal such determination. On February 28, 2024, we applied for such appeal, and a hearing has been scheduled for April 25, 2024. Accordingly, the delisting action referenced in the Nasdaq staff's determination letter has been stayed, pending a final written decision by the Nasdaq Hearings Panel. In December 2023, we had obtained shareholder approval for and may intend to complete a reverse stock split to regain compliance with the Minimum Bid Price Requirement. If we are unable to achieve and maintain compliance with such listing standards or other Nasdaq listing requirements in the future, be considered, a "penny stock" and thus we could be subject to additional sale suspension and trading regulations that may make it more difficult to buy or sell.

Our common stock may in the future (if it is not then listed on a national securities exchange) be considered a "penny stock." Securities broker-dealers participating in sales of "penny stock" are subject to the "penny stock" regulations set forth in Rules 15c-2 through 15c-9 promulgated under the Exchange Act. Generally, brokers may be less willing to execute transactions in securities subject to the "penny stock" rules. This may make it more difficult for investors to dispose delisting proceedings. A delisting of our common stock and cause a decline in our inability to list on another national securities market could negatively impact us by: (i) reducing the liquidity and market value price of our stock common stock; (ii) reducing the number of investors willing to hold or acquire our common stock, which could negatively impact our ability to raise equity financing; (iii) limiting our ability to use certain registration statements to offer and sell freely tradeable securities, thereby limiting our ability to access the public capital markets; and (iv) impairing our ability to provide equity incentives to our employees.

### **We do not intend to pay dividends on our common stock for the foreseeable future.**

We have paid no dividends on our common stock to date and we do not anticipate paying any dividends to holders of our common stock in the foreseeable future. While our future dividend policy will be based on the operating results and capital needs of the business, we currently anticipate that we will retain any earnings to finance our future expansion and for the implementation of our business plan. Investors should take note of the fact that a lack of a dividend can further affect the market value of our common stock and could significantly affect the value of any investment in the our Company.

### **Our articles of incorporation allow for our board to create new series of preferred stock without further approval by our stockholders, which could adversely affect the rights of the holders of our common stock.**

Our board of directors has the authority to fix and determine the relative rights and preferences of preferred stock. Our board of directors has the authority to issue up to 30,000,000 shares of our preferred stock without further stockholder approval. 1,000,000 shares of preferred stock are designated Series B Preferred Stock and 10,000 as of the date of this Report, 130,000 of such shares are outstanding and held by our chief executive officer, Chief Executive Officer. Our board of directors could authorize the creation of additional series of preferred stock that would grant to holders of preferred stock the right to our assets upon liquidation, or the right to receive dividend payments before dividends are distributed to the holders of common stock. In addition, subject to the rules of any securities exchange on which our stock is then listed, our board of directors could authorize the creation of additional series of preferred stock that has greater voting power than our common stock or that is convertible into our common stock, which could decrease the relative voting power of our common stock or result in dilution to our existing stockholders.

***Additional stock offerings in the future or the issuance of stock upon exercise of outstanding warrants may dilute then-existing shareholders' percentage ownership of the Company, in our Company***

Given our plans and expectations that we will need additional capital and personnel, we anticipate that we will need to issue additional shares of common stock or securities convertible or exercisable for shares of common stock, including convertible preferred stock, convertible notes, stock options or warrants. In addition, as of March 31, 2023 December 31, 2023, we have 1,764,594 and 9,725,690 23,395,046 common shares of common issuable upon exercise of outstanding warrants with an a weighted average exercise price of \$2.22, and \$3.76, respectively, \$1.94. The issuance of additional securities in the future will dilute the percentage ownership of our then current stockholders.

## ITEM 1B. UNRESOLVED STAFF COMMENTS

None.

## ITEM 1C. CYBERSECURITY

### Risk Management and Strategy

We recognize the critical importance of developing, implementing, and maintaining robust cybersecurity measures to safeguard our information systems and protect the confidentiality, integrity, and availability of our data.

### Managing Material Risks & Integrated Overall Risk Management

We have strategically integrated cybersecurity risk management into our broader risk management framework to promote a company-wide culture of cybersecurity risk management. This integration ensures that cybersecurity considerations are an integral part of our decision-making processes at every level. Our management team works closely with our IT department to continuously evaluate and address cybersecurity risks in alignment with our business objectives and operational needs.

### None.Oversee Third-party Risk

Because we are aware of the risks associated with third-party service providers, we have implemented stringent processes to oversee and manage these risks. We conduct thorough security assessments of all third-party providers before engagement and maintain ongoing monitoring to ensure compliance with our cybersecurity standards. The monitoring includes annual assessments of the SOC reports of our providers and implementing complementary controls. This approach is designed to mitigate risks related to data breaches or other security incidents originating from third parties.

### Risks from Cybersecurity Threats

We have not encountered cybersecurity challenges that have materially impaired our operations or financial standing.

## ITEM 2. PROPERTIES

Our principal place of business is located at 1177 Avenue of the Americas, 5<sup>th</sup> Floor, New York, NY 10036. We also have a satellite office in the greater Montreal area located at 6500 Trans-Canada Highway, 4<sup>th</sup> 4<sup>th</sup> Floor, Pointe-Claire, Quebec, Canada H9R 0A5. We are not party to a lease agreement agreements in connection with this these two office service locations. We are currently looking into leasing dedicated office pay rent month-to-month and have access to additional space of approximately 8,000 square feet adjacent to our recently acquired subsidiary, Nora Pharma at 1565 Boulevard Lionel-Boulet, Varennes, Quebec, Canada J3X 1P7.on a pay-per-use basis.

Our wholly owned subsidiary, Nora Pharma, currently occupies a 15,000 23,500 square foot facility located at 1565 Boulevard Lionel-Boulet, Varennes, Quebec, Canada, J3X 1P7 pursuant to a lease agreement that expires January 31, 2025,in January 2030, with an option to extend for 5 years. This site is comprised composed of 15,000 square feet that includes 10,000 18,500 square feet of warehouse space and 5,000 square feet of executive office space. The facility houses all administrative, marketing, quality control, regulatory affairs, and other operations personal, as well as a Health Canada licensed warehouse space. We pay a monthly rent of \$17,250 \$27,250 CAD (approximately \$12,750 \$19,900 USD), including taxes. We estimate that this facility is adequate for annual sales of approximately \$50 to \$75 million, past which we will need to find additional space.

## ITEM 3. LEGAL PROCEEDINGS

We are not party to, and our property is not the subject of, any legal proceedings.proceedings nor are we aware of any threats of such actions against us.

## ITEM 4. MINE SAFETY DISCLOSURES

Not applicable.

## PART II

### ITEM 5. MARKET FOR REGISTRANT'S COMMON EQUITY, RELATED STOCKHOLDER MATTERS AND ISSUER PURCHASES OF EQUITY SECURITIES

Prior to February 15, 2022, our common stock was quoted on the OTC Pink under the symbol "SBFM." Since February 15, 2022, our common stock has been listed on the Nasdaq Capital Market under the symbol "SBFM". As of March 28, 2024, we had a total of 99,452,865 shares of our common stock issued and outstanding. We also have tradeable warrants exercisable to purchase shares of our common stock listed on the Nasdaq Capital Market under the symbol "SBFMW".

"SBFMW." As of March 31, 2023 March 28, 2024, we had a total of 963,693 tradeable warrants outstanding.

As of March 28, 2024, there were approximately 149 holders of record of our common stock, not including those holding their shares in "street name."

#### Equity Compensation Plan Information

We did not have any equity compensation plans as of December 31, 2022. We intend to submit a stock option plan for approval to our shareholders at December 31, 2023:

Plan Category	Number of Securities to be Issued Upon Exercise of Outstanding Options, Warrants and Rights	Weighted-Average Exercise Price of Outstanding Options, Warrants and Rights	Number of Securities Remaining Available for Future Issuance Under Equity Compensation Plans
Equity compensation plans approved by security holders <sup>(1)</sup>	—	—	3,320,988
Equity compensation plans not approved by security holders	—	—	—

(1) Represents our 2023 Annual Shareholder Meeting. Equity Incentive Plan.

#### Dividend Policy

We have not paid any dividends since our incorporation and do not anticipate paying any dividends in the foreseeable future. At present, our policy is to retain earnings, if any, to develop and market our products. Our payment of dividends in the future will depend upon, among other factors, our earnings, capital requirements, and operating financial conditions.

#### Recent Sales of Unregistered Securities

None.

#### ITEM 6. [RESERVED]

### ITEM 7. MANAGEMENT'S DISCUSSION AND ANALYSIS OF FINANCIAL CONDITION AND RESULTS OF OPERATIONS

The following discussion highlights the principal factors that have affected our financial condition and results of operations as well as our liquidity and capital resources for the periods described. This discussion should be read in conjunction with our financial statements and the related notes included in this report. This discussion contains forward-looking statements. Please see "Cautionary Note Regarding Forward-Looking Statements" for a discussion of the uncertainties, risks and assumptions associated with these forward-looking statements.

## Results of Operations

### Comparison of Results of Operations for the fiscal years ended December 31, 2022, December 31, 2023 and 2021, 2022

During our fiscal year ended December 31, 2023, we generated revenues of \$24,092,787, compared to revenues of \$4,345,603 in 2022. The increase was the result of twelve months of Nora Pharma sales included in the 2023 results compared to only seventy-two days of sales in 2022 (October 20, 2022, the date of acquisition of Nora Pharma, through December 31, 2022). The cost of sales in 2023 and 2022 for generating these revenues was \$15,753,616 and \$2,649,028, respectively.

#### During

General and administrative ("G&A") expenses for our fiscal year ended December 31, 2023, were \$13,124,470, compared to \$28,697,325 during our fiscal year ended December 31, 2022, we generated revenues a decrease of \$4,345,603, \$15,572,855. However, excluding the one-time impairment of goodwill in the amount of \$18,326,719 from the 2022 G&A expenses, reveals an increase in G&A expenses of \$2,753,864 in 2023. This increase is due to G&A expenses incurred by Nora Pharma during all of 2023, compared to revenues only 72 days of \$228,426, G&A expenses included in 2021. The increase was the result 2022.

We had interest income of our acquisition of Nora Pharma \$811,974 in October 2022, which accounted for \$3,803,106 of these revenues. The cost of sales in 2022 and 2021 for generating these revenues was \$2,649,028 and \$117,830, respectively.

General and administrative expenses for our fiscal year ended December 31, 2022, were \$28,697,325, 2023, compared to \$2,550,730 during our fiscal year ended December 31, 2021, an increase interest income of \$26,146,595. The increase was largely a result of goodwill impairment of \$18,326,719 and costs and expenses relating \$518,650 in 2022. We incurred \$137,308 in interest expense in 2023, compared to the Nora Pharma acquisition.

We also incurred \$39,412 in interest expense and \$0 in losses from debt conversion in 2022, compared to \$328,818 in interest expense and \$9,726,485 in losses from debt conversion in 2021. The decrease in interest expense and losses from debt conversion in 2022 was due to our repayment of all outstanding debt in 2022.

As a result, we incurred a net loss of \$26,511,136 \$4,506,044 for the year ended December 31, 2022, December 31, 2023, compared to a net loss of \$12,436,447 \$26,744,440 for the year ended December 31, 2021, December 31, 2022.

## Liquidity and Capital Resources

As of **December 31, 2022** **December 31, 2023**, we had cash and cash equivalents of **\$21,826,437** **\$16,292,347**.

On February 17, 2022, we completed an underwritten public offering of common stock and warrants for gross proceeds of \$8 million. We received net proceeds of approximately \$6.8 million from the offering.

On March 14, 2022, we completed a private placement of common stock and warrants for gross proceeds of \$8 million. We received net proceeds of approximately \$6.8 million from the private placement.

On April 28, 2022, we completed a private placement of common stock and warrants for gross proceeds of approximately \$19.5 million. We received net proceeds of approximately \$16.8 million from the private placement.

During the fiscal year years ended December 31, 2022, and 2023, we received aggregate proceeds of **\$13,193,177** **\$13,196,681** in connection with warrant exercises.

During the year ended December 31, 2021 On May 16, 2023, we issued completed a total private placement of 559,144 shares of our common stock valued at \$12,705,214 and warrants for gross proceeds of approximately \$5 million. We received net proceeds of approximately \$4.1 million from the conversion of outstanding notes payable, reducing the debt by \$2,867,243 and interest payable by \$127,986 and generating a loss on conversion of \$9,726,485. private placement.

During the year ended December 31, 2021, we did not sell any of our capital stock for cash; however, we entered into the following new debt arrangements:

- On January 12, 2021, we issued a note in the principal amount of \$150,000 with interest accruing at 5% per year, due January 12, 2023. The note was convertible after 180 days from issuance into common stock at a price of \$0.30 per share. This note was converted to common stock on December 20, 2021.
- On January 27, 2021, we issued a note in the principal amount of \$300,000 with interest accruing at 5% per year, due January 27, 2023. The note was convertible after 180 days from issuance into common stock at a price equal to \$0.50 per share. This note was converted to common stock on December 20, 2021.
- On February 12, 2021, we issued a note in the principal amount of \$700,000 with interest accruing at 5% per year, due February 12, 2023. The note was convertible after 180 days from issuance into common stock at a price of \$0.60 per share. This note was converted to common stock on December 20, 2021.
- On April 5, 2021, we issued a note in the principal amount of \$330,000 with interest accruing at 10% per year, due January 5, 2022. The note was convertible after 180 days from issuance into common stock at a price 35% below market value. On October 13, 2021, the noteholder converted \$330,000 in principal and \$16,500 in accrued interest into 26,250 shares of common stock leaving a principal balance of \$0. We repaid this note
- On April 20, 2021, we issued a note in the principal amount of \$500,000 with interest accruing at 5% per year, due April 20, 2023. The note was convertible after 180 days from issuance into common stock at a price of \$0.30 per share. We repaid this note following the closing of our public offering in February 2022.
- On July 6, 2021, we issued a note in the principal amount of \$900,000 with interest accruing at 5% per year, due July 6, 2023. The note was convertible after 180 days from issuance into common stock at a price of \$0.30 per share. We repaid this note following the closing of our public offering in February 2022. In connection with this debt financing, we agreed to allow the lender, who is also the holder of a note dated November 25, 2020, to convert a total of \$240,000 in principal into 120,000 shares of common stock leaving a principal balance of \$10,000 and accrued interest of \$7,750. On July 6, 2021, we paid off the remaining principal balance of this note and received forgiveness of the accrued interest.
- On August 18, 2021, we issued a note in the principal amount of \$500,000 with interest accruing at 5% per year, due August 18, 2023. The note is convertible after 180 days from issuance into common stock at a price equal to \$0.30 per share. We repaid this note following the closing of our public offering in February 2022.

Cash flows used in investing activities were \$14,619,390 \$656,150 during the year ended December 31, 2022 December 31, 2023, compared to \$0 \$14,619,390 during our fiscal year ended December 31, 2021 December 31, 2022. The reason for the increase decrease was due to the acquisition of Nora Pharma. Pharma which took place on October 20, 2022. Net cash flows provided by financing activities were \$3,425,587 in 2023, compared to \$39,465,107 in 2022 compared to \$2,904,675 in 2021. 2022. The increase decrease was primarily a result of the three (3) rounds of financing which took place in February, March, and April 2022. 2022 and only one (1) relatively small financing in 2023. Net cash used in operations was \$8,775,111 in 2023, compared to \$5,248,358 in 2022, compared to \$1,829,128 in 2021. 2022. The reason for the increase was the acquisition due to expansion of Nora Pharma. Pharma drugs portfolio.



We are not generating adequate revenues from our operations to fully implement our business plan as set forth herein. On February 17, 2022, we received net proceeds of approximately \$6.8 million from the sale of common stock and warrants in an underwritten public offering. On March 14, 2022, we received net proceeds of approximately \$6.8 million from the sale of common stock and warrants in a private placement. On April 28, 2022, we received net proceeds of approximately \$16.8 million from the sale of common stock and warrants in a private placement. We believe our existing cash will be sufficient to fund our pharmaceuticals sales operations including general and administrative expenses, expanded research and development activities and OTC supplements business, for the next 24 months. There is no assurance our estimates will be accurate. We have no committed sources of capital and we anticipate that we will need to raise additional capital in the future, including for further research and development activities and possibly clinical trials, as well as expansion of our generic pharmaceuticals operations arising from the Nora Pharma acquisition. operations. Additional capital may not be available on terms acceptable to us, or at all.

#### Critical Accounting Estimates

The discussion and analysis of our financial condition and results of operations are based upon our financial statements, which have been prepared in accordance with accounting principles generally accepted in the United States. The preparation of these financial statements requires us to make estimates and judgments that affect the amounts of assets, liabilities, revenues and expenses, and related disclosure of contingent assets and liabilities. On an on-going basis, we evaluate our estimates based on historical experience and on various other assumptions that are believed to be reasonable under the circumstances, the results of which form the basis for making judgments about the carrying values of assets and liabilities that are not readily apparent from other sources. Actual results may differ from these estimates under different assumptions or conditions.

#### Leases

We follow the guidance in ASC 842 “Accounting for Leases,” as amended, which requires us to evaluate the lease agreements we enter into to determine whether they represent operating or capital leases at the inception of the lease.

Our wholly owned subsidiary, Nora Pharma, currently occupies a 15,000 23,500 square foot facility located at 1565 Boulevard Lionel-Boulet, Varennes, Quebec, Canada, J3X 1P7 pursuant to a lease agreement that expires January 31, 2025, in January 2030, with an option to extend for 5 years. This site is comprised composed of 15,000 square feet that includes 10,000 18,500 square feet of warehouse space and 5,000 square feet of executive office space. The facility houses all administrative, marketing, quality control, regulatory affairs, and other operations personal, as well as a Health Canada licensed warehouse space. We pay a monthly rent of \$17,250 \$27,250 CAD (approximately \$12,750 \$19,900 USD), including taxes.

#### Recently Adopted Accounting Standards

In February 2020, the FASB issued ASU 2020-02, *Financial Instruments-Credit Losses (Topic 326) and Leases (Topic 842) - Amendments to SEC Paragraphs Pursuant to SEC Staff Accounting Bulletin No. 119 and Update to SEC Section on Effective Date Related to Accounting Standards Update No. 2016-02, Leases (Topic 842)* which amends the effective date of the original pronouncement for smaller reporting companies. ASU 2016-13 and its amendments will be effective for the Company for interim and annual periods in fiscal years beginning after December 15, 2022. The Company believes the adoption will modify the way the Company analyzes financial instruments, but it does not anticipate a material impact on results of operations. The Company is in the process of determining the effects adoption will have on its consolidated financial statements.

In August 2020, the FASB issued ASU 2020-06, *Debt – Debt with Conversion and Other Options (Subtopic 470-20) and Derivatives and Hedging – Contracts in Entity’s Own Equity (Subtopic 815 – 40)*, (“ASU 2020-06”). ASU 2020-06 simplifies the accounting for certain financial instruments with characteristics of liabilities and equity, including convertible instruments and contracts on an entity’s own equity. The ASU 2020-06 amendments are effective for fiscal years beginning after December 15, 2023, and interim periods within those fiscal years. Early adoption is permitted, but no earlier than fiscal years beginning after December 15, 2020, including interim periods within those fiscal years. The Company is evaluating the impact of this guidance on its unaudited consolidated financial statements.



#### Off-Balance Sheet Arrangements

We have not entered into any off-balance sheet arrangements that have or are reasonably likely to have a current or future effect on our financial condition, revenues or expenses, results of operations, liquidity, capital expenditures or capital resources and would be considered material to investors.

#### ITEM 7A. QUANTITATIVE AND QUALITATIVE DISCLOSURES ABOUT MARKET RISK

Not required for a smaller reporting company.

23 21

---

## ITEM 8. FINANCIAL STATEMENTS AND SUPPLEMENTARY DATA

### Report of Independent Registered Public Accounting Firm

To the shareholders and the board of directors of Sunshine Biopharma, Inc.:

#### Opinion on the Financial Statements

We have audited the accompanying consolidated balance sheets of Sunshine Biopharma, Inc. (the "Company") as of December 31, 2022 and December 31, 2023 and 2021, 2022, the related consolidated statements of operations, and comprehensive income (loss) stockholders' equity (deficit), shareholders' equity, and cash flows for each of the two years in the period then ended, December 31, 2022, and the related notes (collectively referred to as the "financial statements"). In our opinion, the financial statements present fairly, in all material respects, the financial position of the Company as of December 31, 2022 and December 31, 2023 and 2021, 2022, and the results of its operations and its cash flows for each of the two years in the period then ended, December 31, 2022, in conformity with accounting principles generally accepted in the United States.

#### Basis for Opinion

These financial statements are the responsibility of the Company's management. Our responsibility is to express an opinion on the Company's financial statements based on our audit. We are a public accounting firm registered with the Public Company Accounting Oversight Board (United States) ("PCAOB") and are required to be independent with respect to the Company in accordance with the U.S. federal securities laws and the applicable rules and regulations of the Securities and Exchange Commission and the PCAOB.

We conducted our audit in accordance with the standards of the PCAOB. Those standards require that we plan and perform the audit to obtain reasonable assurance about whether the financial statements are free of material misstatement, whether due to error or fraud. The Company is not required to have, nor were we engaged to perform, an audit of its internal control over financial reporting. As part of our audits we are required to obtain an understanding of internal control over financial reporting but not for the purpose of expressing an opinion on the effectiveness of the Company's internal control over financial reporting. Accordingly, we express no such opinion.

Our audit included performing procedures to assess the risks of material misstatement of the financial statements, whether due to error or fraud, and performing procedures that respond to those risks. Such procedures included examining, on a test basis, evidence regarding the amounts and disclosures in the financial statements. Our audit also included evaluating the accounting principles used and significant estimates made by management, as well as evaluating the overall presentation of the financial statements. We believe that our audit provides a reasonable basis for our opinion.

#### Critical Audit Matters

Critical audit matters are matters arising from the current period current-period audit of the financial statements that were communicated or are required to be communicated to the audit committee and that: (1) relate to accounts or disclosures that are material to the financial statements and (2) involved our especially challenging, subjective, or complex judgments.

We determined that there are no critical audit matters.

/s/ S/ BF Borgers CPA PC (PCAOB ID 5041)5041  
BF Borgers CPA PC

We have served as the Company's auditor since 2013

Lakewood, CO, CO

March 31, 2023 28, 2024

**Sunshine Biopharma, Inc.**  
**Consolidated Balance Sheets**

	<b>As of December 31,</b>	
	<b>2023</b>	<b>2022</b>
<b>ASSETS</b>		
Current Assets:		
Cash and cash equivalents	\$ 16,292,347	\$ 21,826,437
Accounts receivable	2,552,362	1,912,153
Inventory	5,734,755	3,289,945
Prepaid expenses	310,591	283,799
Total Current Assets	24,890,055	27,312,334
Property and equipment	365,868	394,249
Intangible assets	1,444,259	776,856
Right-of-use-asset	646,779	760,409
<b>TOTAL ASSETS</b>	<b>\$ 27,346,961</b>	<b>\$ 29,243,848</b>
<b>LIABILITIES</b>		
Current Liabilities:		
Accounts payable and accrued expenses	\$ 2,585,466	\$ 2,802,797
Earnout payable	2,547,831	3,632,000
Income tax payable	299,869	373,191
Right-of-use-liability	118,670	123,026
Total Current Liabilities	5,551,836	6,931,014
Long-Term Liabilities:		
Deferred tax liability	48,729	43,032
Right-of-use-liability	539,035	642,232
Total Long-Term Liabilities	587,764	685,264
<b>TOTAL LIABILITIES</b>	<b>6,139,600</b>	<b>7,616,278</b>
<b>SHAREHOLDERS' EQUITY</b>		
Preferred Stock Series B \$0.10 par value per share; 1,000,000 shares authorized 10,000 shares issued and outstanding	1,000	1,000
Common Stock \$0.001 par value per share; 3,000,000,000 shares authorized 28,024,290 and 22,585,632 shares issued and outstanding at December 31, 2023 and December 31, 2022, respectively	28,024	22,585
Capital paid in excess of par value	84,387,890	80,841,752
Accumulated comprehensive income	696,105	161,847
Accumulated (Deficit)	(63,905,658)	(59,399,614)
<b>TOTAL SHAREHOLDERS' EQUITY</b>	<b>21,207,361</b>	<b>21,627,570</b>
<b>TOTAL LIABILITIES AND SHAREHOLDERS' EQUITY</b>	<b>\$ 27,346,961</b>	<b>\$ 29,243,848</b>

See Accompanying Notes To These Financial Statements

**Sunshine Biopharma, Inc.**  
**Consolidated Statements of Operations and Comprehensive Loss**

	Year Ended December 31,	
	2023	2022
Sales	\$ 24,092,787	\$ 4,345,603
Cost of sales	15,753,616	2,649,028
Gross profit	8,339,171	1,696,575
General and Administrative Expenses:		
Accounting	463,705	341,139
Consulting	850,173	842,894
Director fees	400,000	300,000
Goodwill impairment	–	18,326,719
Legal	512,199	550,117
Marketing	734,248	578,085
Office	2,142,355	796,007
Patent fees	14,108	15,148
R&D	1,855,830	811,858
Salaries	5,712,968	6,054,962
Taxes	289,737	55,233
Depreciation & amortization	149,147	25,163
Total General and Administrative Expenses	13,124,470	28,697,325
(Loss) From Operations	(4,785,299)	(27,000,750)
Other Income (Expense):		
Foreign exchange (loss)	(245)	(476)
Interest income	811,974	518,650
Interest expense	(137,308)	(39,412)
Debt release	–	10,852
Total Other Income (Expense)	674,421	489,614
Net (loss) before income taxes	(4,110,878)	(26,511,136)
Provision for income taxes	395,166	233,304
Net (Loss)	(4,506,044)	(26,744,440)
Foreign exchange translation	534,258	184,986
Comprehensive Income (Loss)	\$ (3,971,786)	\$ (26,559,454)
Basic and diluted (Loss) per common share	\$ (0.19)	\$ (1.76)
Weighted average common shares outstanding (basic & diluted)	24,331,908	15,180,868

See Accompanying Notes To These Financial Statements.

**Sunshine Biopharma, Inc.**  
**Consolidated Balance Sheets**

**Statements of Cash Flows**

	<b>December 31, 2022</b>	<b>December 31, 2021</b>
<b>ASSETS</b>		
Current Assets:		
Cash and cash equivalents	\$ 21,826,437	\$ 2,045,167
Accounts receivable	1,912,153	7,798
Inventory	3,289,945	105,650
Prepaid expenses	283,799	29,625
Deposits	—	7,590
Total Current Assets	<u>27,312,334</u>	<u>2,195,830</u>
Property and equipment	394,249	7,061
Intangible assets	776,856	—
Right-of-use-asset	<u>760,409</u>	<u>—</u>
<b>TOTAL ASSETS</b>	<u><u>\$ 29,243,848</u></u>	<u><u>\$ 2,202,891</u></u>
<b>LIABILITIES</b>		
Current Liabilities:		
Accounts payable & accrued expenses	\$ 2,802,796	\$ 42,942
Earn-out payable	3,632,000	—
Interest payable	—	48,287
Income tax payable	373,191	—
Current portion - Right-of-use-liability	<u>123,026</u>	<u>—</u>
Total Current Liabilities	<u>6,931,014</u>	<u>91,229</u>
Long-Term Liabilities:		
Notes payable	—	1,900,000
Right-of-use-liability	642,232	—
Deferred tax liability	<u>43,032</u>	<u>—</u>
Total Long-Term Liabilities	<u>685,264</u>	<u>1,900,000</u>
<b>TOTAL LIABILITIES</b>	<u>7,616,278</u>	<u>1,991,229</u>
<b>SHAREHOLDERS' EQUITY</b>		
Preferred Stock, Series B \$0.10 par value per share; 1,000,000 shares authorized; 10,000 and 1,000,000 shares issued and outstanding as of December 31, 2022 and December 31, 2021, respectively	1,000	100,000
Common Stock, \$0.001 par value per share; 3,000,000,000 shares authorized; 22,585,632 and 2,591,240 shares issued and outstanding as of December 31, 2022 and December 31, 2021, respectively	22,585	2,591
Capital paid in excess of par value	80,841,752	32,787,384
Accumulated comprehensive income	161,847	(23,139)
Accumulated (Deficit)	<u>(59,399,614)</u>	<u>(32,655,174)</u>
<b>TOTAL SHAREHOLDERS' EQUITY</b>	<u>21,627,570</u>	<u>211,662</u>
<b>TOTAL LIABILITIES AND SHAREHOLDERS' EQUITY</b>	<u><u>\$ 29,243,848</u></u>	<u><u>\$ 2,202,891</u></u>

	<b>Year Ended December 31, 2023</b>	<b>2022</b>
<b>Cash Flows From Operating Activities:</b>		
Net (Loss)	\$ (4,506,044)	\$ (26,744,440)

Adjustments to reconcile net loss to net cash used in operating activities:		
Depreciation and amortization	149,147	25,163
Goodwill impairment	–	18,326,719
Foreign exchange	–	548
Debt release	–	(10,852)
Accounts receivable	(594,141)	(524,486)
Inventory	(2,365,549)	42,983
Prepaid expenses	(21,143)	82,846
Accounts payable and accrued expenses	(1,364,134)	3,359,141
Deferred tax liability	–	3,628
Income tax payable	(73,247)	238,679
Interest payable	–	(48,287)
<b>Net Cash Flows (Used In) Operating Activities</b>	<b>(8,775,111)</b>	<b>(5,248,358)</b>
<b>Cash Flows From Investing Activities:</b>		
Reduction in Right-of-use asset	131,949	33,379
Nora Pharma acquisition	–	(14,346,637)
Cash from Nora Pharma acquisition	–	(1,135)
Purchase of intangible assets	(705,848)	(111,015)
Purchase of equipment	(82,251)	(193,982)
<b>Net Cash Flows (Used In) Investing Activities</b>	<b>(656,150)</b>	<b>(14,619,390)</b>
<b>Cash Flows From Financing Activities:</b>		
Sale of common stock in private placements	4,089,218	30,367,185
Exercise of warrants	3,502	13,193,177
Purchase of treasury stock	(541,143)	(99,000)
Lease liability	(125,990)	(31,924)
Advances to Nora Pharma - pre acquisition	–	(2,064,331)
Payments of notes payable	–	(1,900,000)
<b>Net Cash Flows Provided by Financing Activities</b>	<b>3,425,587</b>	<b>39,465,107</b>
<b>Cash and Cash Equivalents at Beginning of Period</b>	<b>21,826,437</b>	<b>2,045,167</b>
Net increase (decrease) in cash and cash equivalents	(6,005,674)	19,597,359
Effect of exchange rate changes on cash	(62,674)	(1,075)
Foreign currency translation adjustment	534,258	184,986
<b>Cash and Cash Equivalents at End of Period</b>	<b>\$ 16,292,347</b>	<b>\$ 21,826,437</b>
<b>Supplementary Disclosure of Cash Flow Information:</b>		
Cash paid for interest	\$ –	\$ 48,287
Stock issued for acquisition of Nora Pharma	\$ –	\$ 4,514,000

See Accompanying Notes to These Consolidated Financial Statements.

**Sunshine Biopharma, Inc.**  
**Consolidated Statements of Operations and Comprehensive Loss**

	December 31, 2022	December 31, 2021
Revenue	\$ 4,345,603	\$ 228,426
Cost of sales	2,649,028	117,830
Gross profit	1,696,575	110,596
General and Administrative Expenses:		
Accounting	341,139	118,423
Consulting	842,894	50,873
Directors Fees	300,000	—
Legal	565,265	232,616
Marketing	578,085	—
Office	796,007	248,561
R&D	811,858	672,209
Salaries	6,054,962	1,215,307
Taxes	55,233	—
Depreciation and amortization	25,163	12,741
Goodwill impairment	18,326,719	—
Total General and Administrative Expenses	28,697,325	2,550,730
(Loss) from operations	(27,000,750)	(2,440,134)
Other Income (Expenses):		
Loss on debt conversions	—	(9,726,485)
Foreign exchange	(476)	50
Interest income	518,650	—
Interest expense	(39,412)	(328,818)
Debt forgiveness	10,852	51,031
Interest forgiveness	—	7,909
Total Other Income (Expenses)	489,614	(9,996,313)
Net (loss) before income taxes	(26,511,136)	(12,436,447)
Provision for income taxes	233,304	—
Net (Loss)	(26,744,440)	(12,436,447)
Comprehensive income (loss):		
Gain (Loss) from foreign exchange translation	184,986	(20,268)
Comprehensive (Loss)	(26,559,454)	(12,456,715)
Basic and diluted (Loss) per common share	\$ (1.76)	\$ (4.76)
Weighted average common shares outstanding (Basic & Diluted)	15,180,868	2,612,061

	Number of Common Shares Issued	Common Stock	Capital Paid in Excess of Par Value	Number of Preferred Shares Issued	Preferred Stock	Compre- hensive Income	Accumulated Deficit	Total
<b>Balance at December 31, 2021</b>	2,591,240	2,591	32,787,384	1,000,000	100,000	(23,139)	(32,655,174)	211,662
Fractional shares issued for reverse stock split	4,380	4	(4)	—	—	—	—	—
Common stock and pre-funded warrants issued in public and private offerings, net of issuance costs	6,656,526	6,657	30,360,528	—	—	—	—	30,367,185
Exercise of warrants	9,633,486	9,633	13,183,544	—	—	—	—	13,193,177
Preferred stock purchased from related party	—	—	—	(990,000)	(99,000)	—	—	(99,000)
Common stock issued as part of Nora Pharma acquisition	3,700,000	3,700	4,510,300	—	—	—	—	4,514,000
Net (loss)	—	—	—	—	—	184,986	(26,744,440)	(26,559,454)

<b>Balance at December 31, 2022</b>	<u>22,585,632</u>	<u>\$ 22,585</u>	<u>\$ 80,841,752</u>	<u>10,000</u>	<u>\$ 1,000</u>	<u>\$ 161,847</u>	<u>\$ (59,399,614)</u>	<u>21,627,570</u>
Repurchase of treasury stock	(513,723)	(514)	(540,629)	—	—	—	—	(541,143)
Common stock and pre-funded warrants issued in a private offering net of expenses	2,450,000	2,451	4,086,767	—	—	—	—	4,089,218
Exercise of warrants	3,502,381	3,502	—	—	—	—	—	3,502
Net (loss)	—	—	—	—	—	534,258	(4,506,044)	(3,971,786)
<b>Balance at December 31, 2023</b>	<u>28,024,290</u>	<u>\$ 28,024</u>	<u>\$ 84,387,890</u>	<u>10,000</u>	<u>\$ 1,000</u>	<u>\$ 696,105</u>	<u>\$ (63,905,658)</u>	<u>21,207,361</u>

See Accompanying Notes to These Consolidated Financial Statements.



**Sunshine Biopharma, Inc.**
**Consolidated Statements of Cash Flows**

	<b>December 31, 2022</b>	<b>December 31, 2021</b>
<b>Cash Flows From Operating Activities:</b>		
Net (Loss)	\$ (26,744,440)	\$ (12,436,447)
Adjustments to reconcile net loss to net cash used in operating activities:		
Depreciation and amortization	25,163	12,741
Goodwill impairment	18,326,719	—
Foreign exchange (gain)	548	(50)
Stock issued for services	—	918,000
Debt release	(10,852)	—
Loss on debt conversion	—	9,726,485
Gain on interest and debt forgiveness	—	58,940
Changes in operating assets and liabilities:		
Accounts receivable	(524,486)	(5,882)
Inventory	42,983	(81,879)
Prepaid expenses	82,846	(26,847)
Accounts payable & accrued expenses	3,359,141	(18,156)
Deferred tax liability	3,628	—
Income tax payable	238,679	—
Interest payable	(48,287)	23,967
<b>Net Cash Flows (Used) in Operations</b>	<b>(5,248,358)</b>	<b>(1,829,128)</b>
<b>Cash Flows From Investing Activities:</b>		
Reduction in Right of use asset	33,379	—
Nora Pharma Inc. acquisition	(14,346,637)	—
Cash from Nora Pharma Inc. acquisition	(1,135)	—
Purchase of intangible assets	(111,015)	—
Purchase of equipment	(193,982)	—
<b>Net Cash Flows (Used) in Investing Activities</b>	<b>(14,619,390)</b>	<b>—</b>
<b>Cash Flows From Financing Activities:</b>		
Proceeds public and private offerings of common stock, net	30,367,185	—
Warrant exercises	13,193,177	—
Purchase of preferred shares	(99,000)	—
Reduction in lease liability	(31,924)	—
Payoff of Nora Pharma Inc.'s debt	(2,064,331)	—
Proceeds from notes payable	—	3,318,500
Note payable used to pay fees	—	61,500
Payments of notes payable	(1,900,000)	(475,325)
<b>Net Cash Flows Provided by Financing Activities</b>	<b>39,465,107</b>	<b>2,904,675</b>
<b>Cash and Cash Equivalents at Beginning of Period</b>	<b>2,045,167</b>	<b>989,888</b>
Net Increase (Decrease) in cash and cash equivalents	19,597,359	1,075,547
Effect of exchange rate changes on cash	(1,075)	—
Foreign currency translation adjustment	184,986	(20,268)
<b>Cash and Cash Equivalents at End of Period</b>	<b>\$ 21,826,437</b>	<b>\$ 2,045,167</b>
<b>Supplementary Disclosure of Cash Flow Information:</b>		
Cash paid for interest	\$ 48,287	\$ 38,117
Cash paid for income taxes	\$ —	\$ —
Stock issued for note conversions	\$ —	\$ 12,705,214
Stock issued for acquisition of Nora Pharma, Inc.	\$ 4,514,000	\$ —

See Accompanying Notes to These Consolidated Financial Statements.

**Sunshine Biopharma, Inc.**  
**Consolidated Statement of Shareholders' Equity**

	Number Of Common Shares Issued	Common Stock	Capital Paid in Excess of Par Value	Number Of Preferred Shares Issued	Preferred Stock	Compre- hensive Income	Accumulated Deficit	Total
<b>Balance December 31, 2020</b>	1,732,096	1,732	19,165,029	1,000,000	100,000	(2,871)	(20,218,727)	(954,837)
Common stock issued for the reduction of debt and payment of interest	559,144	559	12,704,655	—	—	—	—	12,705,214
Common stock issued for services	300,000	300	917,700	—	—	—	—	918,000
Net (loss)	—	—	—	—	—	(20,268)	(12,436,447)	(12,456,715)
<b>Balance at December 31, 2021</b>	<u>2,591,240</u>	<u>\$ 2,591</u>	<u>\$ 32,787,384</u>	<u>1,000,000</u>	<u>\$ 100,000</u>	<u>\$ (23,139)</u>	<u>\$ (32,655,174)</u>	<u>211,662</u>
Fractional shares issued for reverse stock split	4,380	4	(4)	—	—	—	—	—
Common stock and warrants issued in offerings	6,656,526	6,657	30,360,528	—	—	—	—	30,367,185
Exercise of warrants	9,633,486	9,633	13,183,544	—	—	—	—	13,193,177
Preferred stock purchased from related party	—	—	—	(990,000)	(99,000)	—	—	(99,000)
Common stock issued as part of Nora Pharma Inc. acquisition	3,700,000	3,700	4,510,300	—	—	—	—	4,514,000
Net (loss)	—	—	—	—	—	184,986	(26,744,440)	(26,559,454)
<b>Balance at December 31, 2022</b>	<u>22,585,632</u>	<u>\$ 22,585</u>	<u>\$ 80,841,752</u>	<u>10,000</u>	<u>\$ 1,000</u>	<u>\$ 161,847</u>	<u>\$ (59,399,614)</u>	<u>\$ 21,627,570</u>

See Accompanying Notes to These Consolidated Financial Statements.

## Sunshine Biopharma, Inc.

Notes to Consolidated Financial Statements

December 31, 2022, 2023 and 2021

### Note 1 – Description of Business

Sunshine Biopharma, Inc. (the “Company”) The Company was originally incorporated under the name Mountain West Business Solutions, Inc. on August 31, 2006, in the State of Colorado.

Effective October 15, 2009, the Company acquired Sunshine Biopharma, Inc. in a transaction classified as a reverse acquisition. Sunshine Biopharma, Inc. held an exclusive license to a new anticancer drug bearing the laboratory name, Adva-27a (the “License Agreement”). Upon completion of the reverse acquisition transaction, the Company changed its name to Sunshine Biopharma, Inc. and began operating as a pharmaceutical company focusing on the development of the licensed Adva-27a anticancer drug. In December 2015, the Company acquired all rights to Adva-27a by purchasing PCT/FR2007/000697 and PCT/CA2014/000029 and terminated the License Agreement.

On May 22, 2020, the Company filed a provisional patent application in the United States for a new treatment for Coronavirus infections. The Company's patent application covers composition subject matter pertaining to small molecules for inhibition of the main Coronavirus protease, Mpro, an enzyme that is essential for viral replication. The patent application has a priority date of May 22, 2020. On April 30, 2021, the Company filed a PCT application containing new research results and extending coverage to include the Coronavirus Papain-Like protease, PLpro. The priority date of May 22, 2020 has been maintained in the newly filed PCT application. The Company's lead Anti-Coronavirus compound arising from these patents bears the laboratory name SBFM-PL4.

On April 20, 2022, the Company filed a provisional patent application in the United States covering mRNA molecules capable of destroying cancer cells in vitro. The patent application contains composition and utility subject matter pertaining to the structure and sequence of such mRNA molecules.

On February 18, 2022, the Company entered into a research agreement (the “SRA”) with the University of Arizona for the purposes of conducting research focused on determining the in vivo safety, pharmacokinetics, and dose selection properties of three University of Arizona wholly owned PLpro inhibitors, to be followed by efficacy testing in mice infected with SARS-CoV-2 (the “Research Project”). Under the SRA, the University of Arizona granted the Company a first option to negotiate a commercial, royalty-bearing license for all intellectual property developed by University of Arizona personnel under the Research Project. In addition, the Company and the University of Arizona entered into an Option Agreement whereby the Company was granted a first option to negotiate a royalty-bearing commercial license for the underlying technology of the Research Project. Encouraged by the results to date, the Company submitted a Notice of Option Exercise to the University of Arizona on September 13, 2022.

On October 20, 2022, the Company acquired subsidiaries: (i) Nora Pharma Inc. (“Nora Pharma”), a Canadian generic pharmaceuticals company. Based in the greater Montreal area, Nora Pharma has 37 employees and operates in corporation with a 15,000 square foot facility certified by Health Canada. Nora Pharma currently offers 60 portfolio of pharmaceutical products including 49 consisting of 52 generic prescription drugs on the market in Canada, and 11 (ii) Sunshine Biopharma Canada Inc. (“Sunshine Canada”), a Canadian corporation which develops and sells nonprescription over-the-counter (“OTC”) products.

The Company has determined that it has two reportable segments:

- Prescription Generic Pharmaceuticals (“Generic Pharmaceuticals”)
- Nonprescription Over-The-Counter Products (“OTC Products”)

Through December 31, 2023, sales from the Generic Pharmaceuticals segment represented approximately 97% of total revenues of the Company while the remaining approximately 3% was generated from the sale of OTC products. Nora Pharma sales were \$10.7 million USD during 2023. Based on these results, the Company deems segmentation reporting to be immaterial at December 31, 2023.

The Company is not subject to material customer concentration risks as it sells its fiscal year ended June 30, 2022 products directly to pharmacies in several Canadian Provinces. However, in Canada Provincial governments reimburse patients for their prescription drugs expenditures to various degrees under drug reimbursement programs, making generic drugs prices highly dependent on governmental policies which may change over time. The most recent negotiations between the pan-Canadian Pharmaceutical Alliance (“pCPA”) and the Canadian Generic Pharmaceutical Association have resulted in updated generic pricing for certain products which took effect on October 1, 2023. The consolidated financial statements contained updated prices are valid for three years and the agreement contains an option to extend for an additional two years. On February 29, 2024, the Canadian federal government tabled new drug reimbursement legislation, a bill known as PharmaCare which, if passed, would result in this report include a single-payer program whereby the results Canadian federal government would pay for the drugs sold in Canada rather than the Provinces.

In addition, the Company is engaged in the development of operations of Nora Pharma from October 20, 2022 through December 31, 2022. the following proprietary drugs:

- 29 Adva-27a, a small chemotherapy molecule for treatment of pancreatic cancer (IND-enabling studies were paused in November 2023 due to unfavorable results. See “Products in Development,” above.
- K1.1 mRNA, a lipid nano-particle (LNP) targeted for liver cancer
- SBFM-PL4, a protease inhibitor for treatment of Coronavirus infections

## Note 2 – Summary of Significant Accounting Policies

This summary of significant accounting policies is presented to assist the reader in understanding the Company's financial statements. The consolidated financial statements and notes are representations of the Company's management, which is responsible for their integrity and objectivity. These accounting policies conform to Generally Accepted Accounting Principles and have been consistently applied in the preparation of the financial statements.

### IMPACT OF CORONAVIRUS (COVID-19) PANDEMIC

*In March 2020, the World Health Organization declared Coronavirus and its associated disease, COVID-19, a global pandemic. Conditions surrounding the Coronavirus outbreak are continuing to evolve and government authorities around the world have and continue to implement various measures to mitigate the spread of the virus. The outbreak and related mitigation measures have had and will continue to have a material adverse impact on the world economies and the Company's business activities. It is not possible for the Company to predict the duration or magnitude of the adverse conditions of the outbreak and their effects on the Company's business or ability to raise funds. No adjustments have been made to the amounts reported in the Company's financial statements as a result of this matter.*

#### **PRINCIPLES OF CONSOLIDATION**

*The accompanying consolidated financial statements include the accounts of the Company and its subsidiaries, all wholly owned. All intercompany accounts and transactions have been eliminated in consolidation.*

#### **USE OF ESTIMATES**

*The preparation of financial statements in conformity with US Generally Accepted Accounting Principles requires management to make estimates and assumptions that affect the reported amounts of assets and liabilities and disclosure of contingent assets and liabilities at the date of the financial statements and the reported amounts of revenues and expenses during the reporting period. The more significant estimates and assumptions made by management are valuation of equity instruments, depreciation of property and equipment, and deferred tax asset valuation. Actual results could differ from those estimates as the current economic environment has increased the degree of uncertainty inherent in these estimates and assumptions.*

#### **TRADE ACCOUNTS RECEIVABLE AND ALLOWANCE FOR DOUBTFUL ACCOUNTS**

*Trade accounts receivable are stated at net realizable value. The majority of customers are not extended credit and therefore time to maturity for receivables is short. On a periodic basis, management evaluates its trade accounts receivable and determines whether to record an allowance for doubtful accounts or if any accounts should be written off based on a past history of write-offs, collections and current credit conditions. A receivable is considered past due if the Company has not received payments based on agreed-upon terms. The Company generally does not require any security or collateral to support its receivables.*

#### **INVENTORY VALUATION**

*Inventory is valued at the lower of cost and net realizable value. Cost is determined using the first in, first out method. Net realizable value is the estimated selling price in the ordinary course of business, less the costs of completion and costs necessary to make the sale. The cost of inventory includes the purchase price and other costs directly attributable to the acquisition of finished goods.*

#### CASH AND CASH EQUIVALENTS

For the Balance Sheets and Statements of Cash Flows, all highly liquid investments with maturity of 90 days or less are considered to be cash equivalents. The Company had a cash balance of \$21,826,437 \$16,292,347 and \$2,045,167 \$21,826,437 as of December 31, 2022 December 31, 2023 and December 31, 2021 December 31, 2022, respectively. At times such cash balances may be in excess of the FDIC limit of \$250,000 in the U.S. or the equivalent in Canada.

#### PROPERTY AND EQUIPMENT

Property and equipment are reviewed for recoverability when events or changes in circumstances indicate that its carrying value may exceed future undiscounted cash inflows. As of December 31, 2022 December 31, 2023 and 2021, 2022, the Company had not identified any such impairment. Repairs and maintenance are charged to operations when incurred and improvements and renewals are capitalized.

Property and equipment are stated at cost. Depreciation is calculated according to the following methods at the following annual rates and period for financial reporting purposes and accelerated methods for tax purposes. Their estimated useful lives are as follows:

Office Equipment:	Straight-line and Declining balance method	5-7 Years / 20%
Computer Equipment:	Declining balance method	55%
Laboratory Equipment:	Straight-line method	5 Years
Vehicles:	Straight-line and Declining balance method	5 Years / 30%

#### INTANGIBLE ASSETS

Intangible assets are amortized over their estimated useful lives according to the following methods at the following annual rates and period:

Licenses:	Straight-line method	5 Years
Website:	Declining balance method	55%

Intangible assets are tested for recoverability when events or changes in circumstances indicate that their carrying amount may not be recoverable. The carrying amount of a long-lived asset is not recoverable when it exceeds the sum of the undiscounted cash flows expected to result from its use and eventual disposal. In such a case, an impairment loss must be recognized and is equivalent to the excess of the carrying amount of a long-lived asset over its fair value.

#### INTELLECTUAL PROPERTY RIGHTS - PATENTS AND LICENSES

The cost of patents and licenses acquired is capitalized and is amortized over the remaining life of the patents, patents or licenses.

The Company evaluates recoverability of identifiable intangible assets whenever events or changes in circumstances indicate that intangible assets carrying amount may not be recoverable. Such circumstances include but are not limited to: (1) (i) a significant decrease in the market value of an asset, (2) (ii) a significant adverse change in the extent or manner in which an asset is used, or (3) (iii) an accumulation of cost significantly in excess of the amount originally expected for the acquisition of an asset. The Company measures the carrying amount of such assets against the estimated undiscounted future cash flows associated with it.

#### BASIC AND DILUTED NET GAIN (LOSS) PER SHARE

The Company computes gain or loss per share in accordance with ASC 260 – Earnings per Share. Share. Share. ASC 260 requires presentation of both basic and diluted earnings per share ("EPS") on the face of the income statement.

Basic net income (loss) per share is calculated by dividing net gain (loss) by the weighted-average common shares outstanding. Diluted net income (loss) per share is calculated by dividing net income (loss) by the weighted-average common shares outstanding during the period using the treasury stock method or the two-class method, whichever is more dilutive. As the Company incurred net losses for the year ended December 31, 2022 December 31, 2023, nopotentially dilutive securities were included in the calculation of diluted earnings per share as the impact would have been anti-dilutive.

## INCOME TAXES

*In accordance with ASC 740 – Income Taxes, the provision for income taxes is computed using the asset and liability method. The liability method measures deferred income taxes by applying enacted statutory rates in effect at the balance sheet date to the differences between the tax basis of assets and liabilities and their reported amounts on the financial statements. The resulting deferred tax assets or liabilities have been adjusted to reflect changes in tax laws as they occur. A valuation allowance is provided when it is more likely than not that a deferred tax asset will not be realized.*



The Company expects to recognize the financial statement benefit of an uncertain tax position only after considering the probability that a tax authority would sustain the position in an examination. For tax positions meeting a "more-likely-than-not" threshold, the amount to be recognized in the financial statements will be the benefit expected to be realized upon settlement with the tax authority. For tax positions not meeting the threshold, no financial statement benefit is recognized. As of December 31, 2022 December 31, 2023 the Company had no uncertain tax positions. The Company recognizes interest and penalties, if any, related to uncertain tax positions as general and administrative expenses. The Company currently has no federal or state tax examinations nor has it had any federal or state examinations since its inception. To date, the Company has not incurred any interest or tax penalties.

For Canadian and US tax purposes, the Company's 2019 2020 through 2021 2022 tax years remain open for examination by the tax authorities under the normal three-year statute of limitations.

#### FUNCTIONAL CURRENCY

The U.S. dollar is the functional currency of the Company which is operating in the United States. The functional currency for the Company's Canadian subsidiaries is the Canadian dollar.

The Company translates its Canadian subsidiaries' financial statements into U.S. dollars as follows:

- Assets and liabilities are translated at the exchange rate in effect as of the financial statement date.
- Income statement accounts are translated using the weighted average exchange rate for the period.

The Company includes translation adjustments from currency exchange and the effect of exchange rate changes on intercompany transactions of a long-term investment nature as a separate component of shareholders' equity. There are currently no transactions of a long-term investment nature, nor any gains or losses from non U.S. non-U.S. currency transactions.

#### CONCENTRATION OF CREDIT RISKS

Financial instruments that potentially subject the Company to concentrations of credit risk consist principally of cash equivalents and trade receivables. The Company places its cash equivalents with high credit quality financial institutions.

#### FINANCIAL INSTRUMENTS AND FAIR VALUE OF FINANCIAL INSTRUMENTS

The Company applies the provisions of accounting guidance, FASB Topic ASC 825 – Financial Instruments. ASC 825 requires all entities to disclose the fair value of financial instruments, both assets and liabilities recognized and not recognized on the balance sheet, for which it is practicable to estimate fair value, and defines fair value of a financial instrument as the amount at which the instrument could be exchanged in a current transaction between willing parties. As of December 31, 2022 December 31, 2023 and 2021, 2022, the fair value of cash, accounts receivable and notes receivable, accounts payable, accrued expenses, and other payables approximated carrying value due to the short maturity of the instruments, quoted market prices or interest rates which fluctuate with market rates.

*The Company defines fair value as the price that would be received to sell an asset or be paid to transfer a liability in an orderly transaction between market participants at the measurement date. The Company applies the following fair value hierarchy, which prioritizes the inputs used to measure fair value into three levels and bases the categorization within the hierarchy upon the lowest level of input that is available and significant to the fair value measurement. The hierarchy gives the highest priority to unadjusted quoted prices in active markets for identical assets or liabilities (Level 1 measurements) and the lowest priority to unobservable inputs (Level 3 measurements).*

- Level 1 – Level 1 inputs are quoted prices (unadjusted) in active markets for identical assets or liabilities that the reporting entity has the ability to access at the measurement date.
- Level 2 – Level 2 inputs are inputs other than quoted prices included within Level 1 that are observable for the asset or liability, either directly or indirectly. If the asset or liability has a specified (contractual) term, a Level 2 input must be observable for substantially the full term of the asset or liability.
- Level 3 – Level 3 inputs are unobservable inputs for the asset or liability in which there is little, if any, market activity for the asset or liability at the measurement date.

The carrying value of financial assets and liabilities recorded at fair value is measured on a recurring or nonrecurring basis. Financial assets and liabilities measured on a non-recurring basis are those that are adjusted to fair value when a significant event occurs. The Company had no financial assets or liabilities carried and measured on a nonrecurring basis during the reporting periods. Financial assets and liabilities measured on a recurring basis are those that are adjusted to fair value each time a financial statement is prepared.

#### NOTES PAYABLE

Borrowings are recognized initially at fair value, net of transaction costs incurred. Borrowings are subsequently carried at amortized cost; any difference between the proceeds (net of transaction costs) and the redemption value is recognized in the income statement over the period of the borrowings using the effective interest method.

#### ACCOUNTING FOR DERIVATIVES LIABILITIES

The Company evaluates stock options, stock warrants or other contracts to determine if those contracts or embedded components had no notes payable as of those contracts qualify as derivatives to be separately accounted for under the relevant sections of ASC Topic 815-40, Derivative Instruments December 31, 2023 and Hedging: Contracts in Entity's Own Equity. The result of this accounting treatment could be that the fair value of a financial instrument is classified as a derivative instrument and is marked-to-market at each balance sheet date and recorded as a liability. In the event that the fair value is recorded as a liability, the change in fair value is recorded in the statement of operations as other income or other expense. 2022.

Upon conversion or exercise of a derivative instrument, the instrument is marked to fair value at the conversion date and then that fair value is reclassified to equity. Financial instruments that are initially classified as equity that become subject to reclassification under ASC Topic 815-40 are reclassified to a liability account at the fair value of the instrument on the reclassification date. The Company determined that none REVENUE RECOGNITION

Over 97% of the Company's financial instruments meet revenues are derived from the criteria for derivative accounting as sale of December 31, 2022 and 2021.

#### EQUITY INSTRUMENTS ISSUED TO EMPLOYEES OR NON-EMPLOYEES FOR ACQUIRING GOODS OR SERVICES

pharmaceutical products. Pharmaceutical products can only be sold to a specific customer that is either a registered pharmacy or a registered wholesaler. The stock-based compensation expense for both employee and non-employee awards is generally recognized on a straight-line basis over Company therefore sells only to customers registered with Health Canada, the requisite service period Canadian equivalent of the award. FDA. Contracts are drawn up between the wholesalers and the Company for all indirect sales. In the case of direct sales to pharmacies, purchase orders are used instead of contracts. A purchase order, forecast, or other written instructions to purchase any of the Company's products placed by the customer constitutes an irrevocable offer to purchase. The customer is responsible for ensuring that the terms of any such order are complete and accurate. The purchase order is only deemed to be accepted when the Company (in its sole discretion) accepts the purchase order and delivers on the purchase. The acceptance of any purchase order can be full or partial, at the sole discretion of the Company. No variations to these conditions are binding on the Company unless agreed to in writing between the customer and the Company.

No significant judgments are made in connection with any contracts as the price is already determined, the collection is reasonably assured, and performance obligation is fulfilled when the customer receives the goods. The Company accounts is not required to apply any specific judgments, estimations, or assumptions to determine the price of its products.

Taxes assessed by a governmental authority that are both imposed on and concurrent with a specific revenue-producing transaction, that are collected by the Company from a customer, are excluded from revenue. Shipping and handling costs associated with outbound freight after control over a product has been transferred to a customer are accounted for stock-based compensation to employees as a fulfillment cost and are included in conformity with cost of revenues. The amount invoiced for each product is fixed at the provisions of ASC Topic 718, Stock Based Compensation. Stock-based compensation to employees consisting of stock option grants and restricted shares are recognized in the statement of operations based Company's current price list on their fair values at the date of grant. shipping and known in advance by the customer and does not vary.

The Company accounts for equity instruments issued is involved in a singular activity which is to non-employees in accordance with the provisions of ASC Topic 718, based upon the fair-value of the underlying instrument.

## REVENUE RECOGNITION

sell pharmaceutical finished goods. The Company generates sales from three revenue streams: (1) Generic Drugs, (2) OTC Supplements, fulfills its performance obligation when the customer receives the requested products. When the products leave the Company's warehouse, the transport to the customer is insured and (3) Commissions Income.

In Canada, governmental regulations require that companies recognize revenues upon completion the transfer of ownership to the work by issuing customer takes place when the customer receives goods. At this point, the Company issues an invoice for the products and remitting remits the applicable sales taxes (GST and QST) to the appropriate government governmental agency. It is when the invoice is issued that the revenue is recognized. Unless otherwise agreed to and signed by both parties, payment terms are within 30 days of the date of the invoice. The collection is reasonably assured because of the nature of the Company's wholly owned Canadian subsidiaries' revenue recognition policy is in compliance with these local regulations. customers. The Company recognizes revenues is conducting sales only in Canada. Prices are listed in Canadian dollars and may vary from one Province or Territory to another within Canada. All products sold by the Company are labelled and approved for sale in Canada only and are not intended for export outside of Canada.

In the event of any breach by the Company of any product sales warranty (whether by reason of defective materials, production faults or otherwise), the Company's liability shall be limited to, at Company's option, (i) replacement of the product(s) in question, or (ii) reimbursement of the purchase price. The Company carries product insurance and commissions when title and risk is not liable for products' failure to comply with the warranty of products if the failure or damage arises because of the customer's negligence, deliberate damage, misuse or failure to store the products in conditions per Health Canada specifications. The Company is not liable (whether in contract, in tort or otherwise) for any (i) indirect, special or consequential loss has passed or damage, or (ii) loss of profit, goodwill, business or revenue (in each case whether direct or indirect). These conditions also apply to any replacement products supplied by the Company.

The Company warrants to the customer which that, at the time of delivery, the products are compliant with all mandatory quality standards required by applicable regulatory and legal requirements. In return, the customer is typically upon delivery required to warrant to the Company that it holds all relevant permits and approvals required under applicable laws to purchase, store, distribute, sell and use the Company's products. Visible defects or damages must be reported to the Company in writing immediately, but no later than five (5) business days after receipt of the products. Hidden defects must be reported to the Company in writing immediately, but no later than five (5) business days after the customer when estimated rebates are reasonably determinable, and when collectability is reasonably assured. becomes aware of such defects. The Company shall not be deemed to be in breach of the terms or otherwise liable to customer for any delay in performance or non-performance of its obligations due to circumstances beyond its control, including but not limited to, acts of God, floods, droughts, earthquakes or other natural disasters, terrorist attacks, wars, preparations for war, armed conflicts, civil commotions or riots, epidemics or pandemics, fires, strikes, lockouts, shortages of material or labor, breakdown or damage to machinery or equipment, accidents, any law or governmental order or other regulations or action taken by a governmental entity, or default of any third party suppliers or provider of services or products, or any causes not within the Company's control.

Trade sales and commissions are accounted for when persuasive evidence of an arrangement exists, the goods have been received by the client, the price is fixed or determinable and collection is reasonably assured. LEASES

#### LEASES

The Company recognizes and measures its leases in accordance with FASB ASC 842, Leases. Leases. The Company is a lessee in a non-cancellable operating lease for office space. The Company determines if an arrangement is a lease, or contains a lease, at inception of a contract and when the terms of an existing contract are changed. The Company recognizes a lease liability and a right-of-use (ROU) asset at the commencement date. The lease liability is initially and subsequently recognized based on the present value of its future lease payments. Variable payments are included in the future lease payments when those variable payments depend on an index or a rate. The discount rate is the implicit rate if it is readily determinable or otherwise the Company uses its incremental borrowing rate. The implicit rates of the Company's lease are not readily determinable and accordingly, the Company uses its incremental borrowing rate based on the information available at the commencement date for all leases. The Company's incremental borrowing rate for a lease is the 6% interest it would have to pay on a collateralized basis to borrow an amount equal to the lease payments under similar terms and in a similar economic environment. The ROU asset is subsequently measured throughout the lease term at the remaining amount (i.e., present value of the remaining lease payments), plus unamortized initial direct costs, plus (minus) any prepaid (accrued) lease payments, less the unamortized balance of lease incentives received, and any impairment recognized. Lease cost for lease payments is recognized on a straight-line basis over the lease term.

The Company has elected, for all underlying classes of assets, not to recognize ROU assets and lease liabilities for short-term leases that have a lease term of 12 months or less at lease commencement, and do not include an option to purchase the underlying asset that the Company is reasonably certain to exercise. The Company recognizes the lease cost associated with its short-term leases on a straight-line basis over the lease term.

Under the available practical expedient, we account for the lease and non-lease components as a single lease component for all classes of underlying assets as both a lessee and lessor. Further, we elected a short-term lease exception policy on all classes of underlying assets, permitting us to not apply the recognition requirements of this standard to short-term leases (i.e. leases with terms of 12 months or less).

#### LEGAL FEES

*During the years ended December 31, 2022 and 2021, the legal fees incurred were related to services provided to the Company in connection with the Securities and Exchange Commission requirements and other regulatory and contracts matters.*

#### RECENTLY ISSUED ACCOUNTING PRONOUNCEMENTS

*The Company has implemented all new accounting pronouncements that are in effect and that may impact its financial statements and does not believe that there are any other new pronouncements that have been issued that might have a material impact on its financial position or results of operations.*

### Note 3 – Acquisition of Nora Pharma Inc.

On October 20, 2022, the Company acquired all of the issued and outstanding shares of Nora Pharma Inc. ("Nora" Nora Pharma), a Canadian privately held pharmaceutical company. The purchase price for the shares was \$18,860,637 which was paid in cash (\$14,346,637) and by the issuance of 3,700,000 shares of the Company's common stock valued at \$4,514,000 or \$1.22 per share, share on the acquisition date. Nora Pharma is a certified company offering sells generic pharmaceutical products in Canada. Nora Pharma's operations are authorized by a Drug Establishment License issued by Health Canada. Nora Pharma is also registered with the FDA.

The following table summarizes the allocation of the purchase price as of October 20, 2022, the acquisition date using Nora Pharma's balance sheet assets and liabilities:

Accounts receivable	\$	1,358,121
Inventory		3,181,916
Intangible assets		659,571
Equipment & furniture		210,503
Other assets		1,105,093
Total assets		6,515,204
Liabilities assumed		(5,981,286)
Net assets		533,918
Goodwill		18,326,719
Total Consideration	\$	18,860,637

Accounts receivable	\$	1,358,121
Inventory		3,181,916
Intangible assets		659,571
Equipment & furniture		210,503
Other assets		1,105,093
Total assets		6,515,204
Liabilities assumed		(5,981,286)
Net assets		533,918
Goodwill		18,326,719
Total Consideration	\$	18,860,637

Management has determined that going forward it is in the best interest of the Company to impair 100% of the goodwill in the current, 2022 fiscal year. The Company will review the value of the intangible and other assets on an annual basis and make adjustments to the carrying amounts as necessary.

The fair value of the 3,700,000 common shares issued as part of the consideration paid for Nora Pharma was determined based on the basis of the closing market price of the Company's common shares on the acquisition date, October 20, 2022 (\$1.22 per share).

The fair value of the financial assets acquired includes receivables, Inventory, furniture, fixtures, and processing equipment, and right to use assets was \$5,858,369.

The unaudited financial information in the table below summarizes the combined results of operations of the Company (Sunshine Biopharma and Nora Pharma) for the years ended December 31, 2022 and 2021, on a pro forma basis, as though the companies had been combined as of January 1, 2021. The unaudited pro forma financial information does not purport to be indicative of the Company's combined results of operations which would actually have been obtained had the acquisition taken place on January 1, 2021, nor should it be taken as indicative of future consolidated results of operations.

Pro Forma results from acquisition	December 31, 2022	December 31, 2021
Total revenues	\$ 14,758,115	\$ 7,927,165
Net (loss) from operations	\$ (26,192,503)	\$ (2,224,253)
Net (loss)	\$ (26,164,764)	\$ (12,289,655)
Basic and fully (loss) per share	\$ (1.74)	\$ (4.70)
Weighted average shares outstanding	15,056,097	2,612,061

In addition, the Company paid off Nora Pharma's debt by making cash payments totaling \$2,064,331 directly to Nora Pharma creditors at or before closing in order to secure creditor consent for the acquisition transaction.

#### Note 4 – Earnout

As part of the consideration paid for Nora Pharma, acquisition the Company agreed to an earnout of a \$5,000,000 CAD (\$3,632,000 USD) earnout amount payable to Mr. Malek Chamoun, the Seller, seller of Nora Pharma. The earnout is payable in the form of twenty (20) payments of \$250,000 CAD for every \$1,000,000 CAD increase in gross sales (as defined in the Purchase Agreement) above Nora Pharma's June 30, 2022 gross sales, provided that his employment with the Company is not terminated pursuant to the Company's Employment Agreement employment agreement with him. The total earnout amount of \$3,632,000 has been recorded as a salary payable. During the twelve-month period ended December 31, 2023, the Company paid an earn-out amount of \$1,084,169 leaving a balance earn-out to be paid of \$2,547,831 at December 31, 2023.

#### Note 5 – Goodwill and Intangible Assets

As result The Company acquired Nora Pharma on October 20, 2022. Allocation of the Nora Pharma acquisition the Company now has purchase price per ASC 805-20-25-1 yielded a goodwill amount of \$18,226,881 18,326,719. The Company's used a discounted cash flow model which requires estimating future cash flows expected to be generated from the acquired entity, discounted to their present value using a risk-adjusted discount rate and intangible assets terminal values.

Assessing the recoverability of \$659,571 on its balance sheet. Management has determined that it is in the best interest of goodwill requires the Company to (i) impair 100% of make estimates and assumptions about sales, operating margins, growth rates and discount rates based on its budgets, business plans, economic projections, anticipated future cash flows and marketplace data. Management determined that there are inherent uncertainties related to these factors as well as significant risks to cash flows due to ongoing geopolitical and geo-economics conflicts, making the goodwill in the current, 2022 fiscal year, and (ii) review the intangible assets for amortization or possible partial of full impairment on an annual basis. discounted cash flow model unreliable.

#### Note 6 – Patents and Other Intellectual Property

**The following is a list of the patents and other intellectual property held by the Company at December 31, 2022:**

In December 2015, the Company acquired all worldwide issued (US Patent Number 8,236,935, and US Patent Number 10,272,065) and pending patents under PCT/FR2007/000697 and PCT/CA2014/000029 for the Adva-27a anticancer compound.

On May 22, 2020, the Company filed a provisional patent application in the United States for a new treatment for Coronavirus infections. The Company's patent application covers composition subject matter pertaining to small molecules for inhibition of the main Coronavirus protease, Mpro, an enzyme that is essential for viral replication. The patent application has a priority date of May 22, 2020. On April 30, 2021, the Company filed a PCT application containing new research results and extending coverage to include the Coronavirus Papain-Like protease, PLpro. The priority date of May 22, 2020 has been maintained in the newly filed PCT application.



The following table presents the changes in the carrying amount of goodwill of the Company as of December 31, 2022 and 2023. The provisions of ASC 350-20-50-1 require the disclosure of cumulative impairment. As a result of the acquisition, a new basis in goodwill was recorded in accordance with ASC 805-10. All impairments shown in the table below have been recorded subsequent to the acquisition. The Company had no goodwill on its balance sheet prior to the acquisition:

Balance as of December 31, 2021	\$	—
Acquisition of Nora Pharma (October 20, 2022)		18,326,719
Impairment		(18,326,719)
Balance as of December 31, 2022		—
Additions in 2023		—
Balance as of December 31, 2023	\$	—

**On April 20, 2022 Note 5 – Intangible Assets**

Intangible assets, net, consisted of the following at December 31, 2022 and 2023:

Balance as of December 31, 2021	\$	—
Finite-Lived intangible assets		659,571
Dossier fee additions		121,807
Balance at December 31, 2022		781,378
Less accumulated amortization		(4,522)
Finite-lived intangible assets, net at December 31, 2022	\$	776,856
Balance as of December 31, 2022	\$	776,856
Dossier fee additions		710,372
Balance at December 31, 2023		1,487,228
Less accumulated amortization		(42,969)
Finite-lived intangible assets, net at December 31, 2023	\$	1,444,259

As of December 31, 2023, the Company filed a provisional patent application in estimated amortization expense of the United States covering mRNA molecules capable Company's intangible assets for each of destroying cancer cells in vitro. The patent application contains composition the next five years is as follows:

2024	\$	59,745
2025		59,745
2026		58,541
2027		19,041
2028		9,985

#### Note 6 – Plant, Property and utility subject matter pertaining to the structure and sequence of such mRNA molecules, Equipment

In addition, Property, plant and equipment are stated at cost. Depreciation of property, plant and equipment begins in the Company owns 152 DIN's issued by Health Canada month when the asset is placed into service and is provided using the straight-line method for prescription drugs currently financial reporting purposes at rates based on the market in Canada. These DIN's were secured through in-licenses or cross-licenses estimated useful lives of the assets. Estimated useful lives range from international manufacturers three to twenty years. Property, plant and equipment consist of generic pharmaceutical products, the following:

	Year Ended December 31,	
	2023	2022
Equipment	\$ 171,859	\$ 162,534
Computer equipment	7,368	16,418
Furniture and fixtures	34,132	33,329
Leasehold improvements	17,664	–
Vehicles	324,841	265,774
Total	555,864	478,055
Less: Accumulated depreciation	(189,996)	(83,806)
Plant, property and equipment, net	\$ 365,868	\$ 394,249

The Company also owns two NPN's issued by Health Canada: (i) NPN 80089663 authorizes us Depreciation expense for the years ended December 31, 2023 and 2022 amounted to manufacture \$110,701 and sell our in-house developed OTC supplement, Essential 9™ \$20,641, and (ii) NPN 80093432 authorizes us to manufacture and sell the OTC supplement, Calcium-Vitamin D under the brand name Essential Calcium-Vitamin D™, respectively.

#### Note 7 – Reverse Stock Splits

Effective February 9, 2022, the Company completed a 1 for 200 reverse split of its common stock. The Company had previously completed two 20 to 1 reverse stock splits, one in 2019 and the other in 2020.

**The Company's financial statements reflects reflect all three reverse stock splits on a retroactive basis for all periods presented and for all references to common stock, unless specifically stated otherwise.**

#### Note 8 – Capital Stock

The Company's authorized capital is comprised of 3,000,000,000 shares of \$0.001 common stock, par value common stock \$0.001, and 30,000,000 shares of \$0.10 par value preferred stock, to have such rights and preferences as the Directors \$0.10 par value. As of the Company have or may assign from time to time. Out of the authorized Preferred Stock, the Company had previously designated 850,000 shares as Series "A" Preferred Stock ("Series A"). At December 31, 2019 December 31, 2023, the Company had no issued and outstanding authorized 1,000,000 shares of Series A. On June 17, 2020, the Company filed an amendment to its Articles of Incorporation (the "Amendment") eliminating the Series A shares and the designation thereof, which shares were returned to the status of undesignated shares of B Preferred Stock. In addition, the Amendment increased the number of authorized Series B Preferred Shares from five hundred thousand (500,000) to one million (1,000,000) shares. The Series B Preferred Stock is non-convertible non-redeemable and non-retractable, non-redeemable. It has superior a liquidation preference to the common stock equal to the stated value of \$0.10, relative to the rights to the common stock, at \$0.10 per share and gives the holder the right to 1,000 votes per share. As of December 31, 2021 December 31, 2023, there were 1,000,000 10,000 shares of the Series B Preferred Stock were outstanding and held by the CEO of the Company. Company's Chief Executive Officer.

On February 17, 2022, the Company's Company completed a public offering closed and the Company received net proceeds of \$6,833,071 from the offering. Pursuant to the public offering, the Company issued and sold an aggregate of 1,882,353 shares of common stock and 4,102,200 warrants to purchase shares of common stock (the "Tradeable Warrants") (including 337,494 Tradeable Warrants resulting from partial exercise of the overallotment option granted to the underwriter).

On February 22, 2022, the Company redeemed 990,000 shares of Series B Preferred Stock from the CEO of the Company at a redemption price equal to the stated value of \$0.10 per share. The remaining 10,000 shares of Series B Preferred Stock could not be voted pursuant to a warrant agent agreement relating to the Tradeable Warrants (the "Warrant Agent Agreement"). On October 12, 2023, the Company held a special meeting of the holders of the outstanding Tradeable Warrants in which the holders of the majority of the outstanding Tradeable Warrants approved an amendment to the Warrant Agent Agreement to eliminate the provision that prohibited the Company's CEO from exercising his voting rights under the Series B Preferred Stock, as well as to lower the exercise price of the Tradeable Warrants to \$0.11. The Company entered into the amendment to the Warrant Agent Agreement on October 18, 2023.

On March 14, 2022, the Company completed a private placement and received net proceeds of \$6,781,199. In connection with this private placement, the Company issued (i) 2,301,353 shares of its common stock together with investor warrants ("Investor Warrants") to purchase up to 2,301,353 shares of common stock, and (ii) 1,302,251 pre-funded warrants ("Pre-Funded Warrants") with each Pre-Funded Warrant exercisable for one share of common stock, together with Investor Warrants to purchase up to 1,302,251 shares of common stock. Each share of common stock and accompanying Investor Warrant was sold together at a combined offering price of \$2.22 and each Pre-Funded Warrant and accompanying Investor Warrant were sold together at a combined offering price of \$2.219. The Pre-Funded Warrants were immediately exercisable, at a nominal exercise price of \$0.001, and may be exercised at any time until all of the Pre-Funded Warrants are exercised in full. The Investor Warrants have an exercise price of \$2.22 per share (subject to adjustment as set forth in the warrant), are exercisable upon issuance and will expire five years from the date of issuance.

On April 28, 2022, the Company completed another private placement and received net proceeds of \$16,752,915. In connection with this private placement, the Company issued (i) 2,472,820 shares of its common stock together with warrants ("April Warrants") to purchase up to 4,945,640 shares of common stock, and (ii) 2,390,025 pre-funded warrants ("Pre-Funded Warrants") with each Pre-Funded Warrant exercisable for one share of common stock, together with April Warrants to purchase up to 4,780,050 shares of common stock. Each share of common stock and accompanying two April Warrants were sold together at a combined offering price of \$4.01 and each Pre-Funded Warrant and accompanying two April Warrants were sold together at a combined offering price of \$4.009. The Pre-Funded Warrants were immediately exercisable, at a nominal exercise price of \$0.001, and may be exercised at any time until all of the Pre-Funded Warrants are exercised in full. The April Warrants have an exercise price of ~~\$3.76~~ \$3.76 per share (subject to adjustment as set forth in the warrant), are exercisable upon issuance and will expire five years from the date of issuance.

On October 20, 2022, the Company issued 3,700,000 shares of ~~Common Stock~~ common stock as part of the acquisition of Nora Pharma. These shares were valued at \$4,514,000, or \$1.22 per share.

On January 19, 2023, the Company announced a stock repurchase program of up to ~~\$1.22~~ 2 per share million ("Stock Repurchase Program"). During the ~~fiscal year~~ six months ended ~~December 31, 2021~~ June 30, 2023, the Company repurchased a total of 445,711 shares of common stock at an average price of \$1.1371 per share for a total cost of \$506,822. The 445,711 repurchased common shares were cancelled and returned to treasury reducing the number of issued and outstanding shares from 22,585,632 to 22,139,921.

On May 16, 2023, the Company completed a private placement pursuant to a securities purchase agreement with an institutional investor for gross proceeds of approximately \$5 million, before deducting fees to the placement agent and other offering expenses payable by the Company. The net proceeds received by the Company were \$4,089,218. In connection with the private placement, the Company issued (i) 2,450,000 shares of common stock, (ii) 3,502,381 pre-funded warrants (the "May Pre-Funded Warrants"), and (iii) investor warrants (the "May Warrants") to purchase up to 11,904,762 shares of common stock at \$0.59 per share. Each share of common stock and accompanying two May Warrants were sold together at a combined offering price of \$0.84 and each May Pre-Funded Warrant and accompanying two May Warrants were sold together at a combined offering price of \$0.839. The May Pre-Funded Warrants are immediately exercisable, at a nominal exercise price of \$0.001, and may be exercised at any time until all of the May Pre-Funded Warrants are exercised in full. The May Warrants have an exercise price of \$0.59 per share (subject to adjustment as set forth therein), are exercisable upon issuance and will expire five and a half years from the date of issuance.

In 2022 and 2023, the Company issued a total of 10,793,369 shares of common stock in connection with warrant exercises for aggregate net proceeds of \$13,196,681.

In July 2023, the Company repurchased a total of 68,012 shares of common stock on the open market under the Stock Repurchase Program announced on January 19, 2023, at an average price of \$0.5046 per share for a total cost of \$34,321. In October 2023, the 68,012 repurchased common shares were cancelled and returned to treasury reducing the number of issued and outstanding shares from 25,746,302 to 25,678,290.

On November 16, 2023, the Company issued an aggregate of 559,144 2,346,000 shares of its Common Stock valued at common stock and received net proceeds of \$12,705,214 2,346 in connection with the conversion exercise of all 2,346,000 remaining May Pre-Funded Warrants at the nominal exercise price of \$2,867,243 0.001 in debt per share.

As of December 31, 2023 and interest of \$127,986 resulting in a loss of \$9,726,485 on conversion. In addition, the Company issued 300,000 shares of its Common Stock valued at \$918,000 as compensation to its directors. In total, 859,114 shares of Common Stock were issued during the fiscal year ended December 31, 2021.

Through December 31, 2022 and December 31, 2021, the Company has issued and outstanding a total of 22,585,632 28,024,290 and 2,591,240 22,585,632 shares of Common Stock, common stock issued and outstanding, respectively.

The Company has declared no dividends since inception.

#### Note 9 – Warrants

The Company accounts for issued warrants either as a liability or equity in accordance with ASC 480-10 or ASC 815-40. Under ASC 480-10, warrants are considered a liability if they are mandatorily redeemable and they require settlement in cash, other assets, or a variable number of shares. If warrants do not meet liability classification under ASC 480-10, the Company considers the requirements of ASC 815-40 to determine whether the warrants should be classified as a liability or as equity. Under ASC 815-40, contracts that may require settlement for cash are liabilities, regardless of the probability of the occurrence of the triggering event. Liability-classified warrants are measured at fair value on the issuance date and at the end of each reporting period. Any change in the fair value of the warrants after the issuance date is recorded in the consolidated statements of operations as a gain or loss. If warrants do not require liability classification under ASC 815-40, in order to conclude warrants should be classified as equity, the Company assesses whether the warrants are indexed to its common stock and whether the warrants are classified as equity under ASC 815-40 or other applicable GAAP standard. Equity-classified warrants are accounted for at fair value on the issuance date with no changes in fair value recognized after the issuance date.

During the fiscal year ended December 31, 2022, In 2022 and 2023, the Company completed three four financing events, and in connection therewith, it issued warrants as follows:

Type	Number	Exercise Price	Expiry Date	Number	Exercise Price	Expiry Date
Pre-Funded Warrants	3,692,276	\$0.001	Unlimited	3,692,276	\$0.001	Unlimited
Tradeable Warrants	4,102,200	\$2.22*	February 2027	4,102,200	\$2.22*	February 2027
Investor Warrants	3,603,604	\$2.22	March 2027	3,603,604	\$2.22	March 2027
April Warrants	9,725,690	\$3.76	April 2027	9,725,690	\$3.76	April 2027
May Pre-Funded Warrants				3,502,381	\$0.001	Unlimited
May Warrants				11,904,762	\$0.59	November 2028

\* The Tradeable Warrants had an initial exercise price of \$4.25, subject to adjustment. Upon the closing of the Company's Company's private placement on March 14, 2022, the exercise price of the Tradeable Warrants was reduced to \$2.22, in accordance with the terms thereof.

During the fiscal year ended December 31, 2022 As of December 31, 2023, all of the Pre-Funded Warrants and a total of 3,138,507 Tradeable Warrants, 2,802,703 Tradeable Investor Warrants, and all of the May Pre-Funded Warrants were exercised resulting in aggregate proceeds of \$6,971,178 13,196,681 received by the Company. In addition, during the fiscal year ended December 31, 2022, a total of 2,802,703 Investor Warrants were exercised resulting in aggregate proceeds of \$6,222,001 received by the Company.

The Company's outstanding warrants at **December 31, 2022** **December 31, 2023** consisted of the following:

Type	Number	Exercise Price	Expiry Date	Number	Exercise Price	Expiry Date
<b>Pre-Funded Warrants</b>	<b>None</b>	<b>\$0.001</b>	<b>Unlimited</b>			
<b>Tradeable Warrants</b>	<b>963,693</b>	<b>\$2.22</b>	<b>February 2027</b>	<b>963,693</b>	<b>\$0.11*</b>	<b>February 2027</b>
<b>Investor Warrants</b>	<b>800,901</b>	<b>\$2.22</b>	<b>March 2027</b>	<b>800,901</b>	<b>\$2.22</b>	<b>March 2027</b>
<b>April Warrants</b>	<b>9,725,690</b>	<b>\$3.76</b>	<b>April 2027</b>	<b>9,725,690</b>	<b>\$3.76</b>	<b>April 2027</b>
<b>May Warrants</b>				<b>11,904,762</b>	<b>\$0.59</b>	<b>November 2028</b>

At December 30, 2022, the final trading day of the year, the closing price of the Company's common stock was \$0.64 per share, a value well below the exercise price of these warrants.

\* On October 12, 2023, the Company held a special meeting of the holders of its outstanding Tradeable Warrants in which a majority of the holders approved an amendment to the Warrant Agent Agreement to reduce the exercise price of the Tradeable Warrants from \$2.22 to \$0.11 per warrant. The amendment was executed on October 18, 2023.

#### Note 10 – Earnings Per Share

The following table sets forth the computation of basic and diluted net income per share for the years ended December 31:

	2022	2021	2023	2022
<b>Net gain (loss) attributable to common stock</b>	<b>\$ (26,744,440)</b>	<b>\$ (12,436,447)</b>	<b>\$ (4,506,044)</b>	<b>\$ (26,744,440)</b>
<b>Basic weighted average outstanding shares of common stock</b>	<b>15,180,868</b>	<b>2,612,061</b>	<b>24,331,908</b>	<b>15,180,868</b>
<b>Dilutive common share equivalents</b>	<b>0</b>	<b>0</b>	<b>–</b>	<b>–</b>
<b>Dilutive weighted average outstanding shares of common stock</b>	<b>15,180,868</b>	<b>2,612,061</b>	<b>24,331,908</b>	<b>15,180,868</b>
<b>Net gain (loss) per share attributable to common stock</b>	<b>\$ (1.76)</b>	<b>\$ (4.76)</b>	<b>\$ (0.19)</b>	<b>\$ (1.76)</b>

39

**Note 11 – Income Taxes**

The components of the provision for income taxes were as follows:

Current:		
Federal	\$	–
State		50
Foreign		379,246
		<hr/>
		379,296
Deferred:		
Federal		–
State		–
Foreign		15,870
		<hr/>
		15,870
Total	\$	<hr/> <hr/> 395,166

**Provision for income taxes**

Current:		
Federal	\$	–
State		–
Foreign		139,856
Deferred:		
Federal		–
State		–
Foreign		3,628
		<hr/>
Total	\$	<hr/> <hr/> 143,484

The Company's effective tax rate differs from the federal statutory rate as follows:

Pre-Tax Book Income	\$	(826,953)	\$	20.14%
State Taxes		50		0.00%
Permanent Adjustments		56,812		-1.38%
Change in Valuation Allowance		860,705		-20.96%
Foreign Tax Rate Differential		—		0.00%
Rate Change		167,676		-4.08%
Provision to Return Adjustments		67,144		-1.63%
Other		69,732		-1.70%
Total	\$	<u>395,166</u>	\$	<u>-9.62%</u>

The components of the net deferred tax assets and liability were as follows:

<b>Deferred Tax Assets:</b>			
Net Operating Loss, Credits and Carryforwards		\$	5,277,829
Fixed Assets			—
Intangibles			641,800
Research and Development			25,327
Other DTA			454,890
Lease Liability			174,292
Valuation Allowance			(6,397,374)
Deferred Tax Assets			<u>176,764</u>
<b>Deferred Tax Liabilities:</b>			
Fixed Assets		(54,095)	)
Intangibles			—
Right-of-Use Asset			(171,396)
Deferred Tax Liabilities			<u>(225,491)</u>
Net Deferred Tax Liability		\$	<u>(48,727)</u>

#### Components of net deferred tax assets

<b>Deferred Tax Assets:</b>			
Net Operating Loss, Credits and Carryforwards		\$	4,323,025
Fixed Assets			98,957
Intangibles			1,021,230
Research and Development			90,000
Other DTA			161,719
Lease Liability			202,793
Valuation Allowance			(5,596,431)
Total Deferred Tax Assets			<u>301,293</u>
<b>Deferred Tax Liabilities:</b>			
Fixed Assets			—
Intangibles			(142,817)
Right-of-Use Asset			(201,508)
Total Deferred Tax Liabilities			<u>(344,325)</u>
Net Deferred Tax Liability		\$	<u>(43,032)</u>



#### Note 12 – Notes Payable Leases

As of December 31, 2022 and December 31, 2021, the Company had \$0 and \$1,900,000, respectively in notes payable outstanding. At December 31, 2022 and December 31, 2021, total accrued interest on Notes Payable was \$0 and \$48,287, respectively.

The Company's Notes Payable at December 31, 2021 consisted of the following:

On April 20, 2021, the Company received monies in exchange for a Note Payable having a Face Value of \$500,000 with interest accruing at 5% due April 20, 2023. The Note was convertible after 180 days from issuance into common stock at a price equal to \$0.30 per share. On February 17, 2022, the Company paid off the entire principal balance of this Note, together with accrued interest of \$20,753 by making cash payment of \$520,753.

On July 6, 2021, the Company received monies in exchange for a Note Payable having a Face Value of \$900,000 with interest accruing at 5%, due July 6, 2023. The Note was convertible after 180 days from issuance into common stock at a price equal to \$0.30 per share. On February 17, 2022, the Company paid off the entire principal balance of this Note, together with accrued interest of \$27,863 by making cash payment of \$927,863.

On August 18, 2021, the Company received monies in exchange for a Note Payable having a Face Value of \$500,000 with interest accruing at 5%, due August 18, 2023. The Note was convertible after 180 days from issuance into common stock at a price equal to \$0.30 per share. On February 17, 2022, the Company paid off the entire principal balance of this Note, together with accrued of \$12,534 by making cash payment of \$512,534.

At December 31, 2022 and December 31, 2021, total accrued interest on Notes Payable was \$-0- and \$48,287, respectively.

#### Note 13 – Notes Payable - Related Party

A Note Payable dated December 31, 2019 held by the CEO of the Company having a Face Value of \$128,269 and accruing interest at 12% was due December 31, 2020. On December 31, 2020, the Company renewed the Note together with accrued interest of \$15,392 for a 12-month period. The new Note has a face Value of \$143,661, accrues interest at 12% per annum, and has a maturity date of December 31, 2021. On August 24, 2021, the Company paid off the entire principal balance of this Note, together with accrued interest of \$12,929 by issuing cash payment of \$156,590.

#### Note 14 – Lease

The Company has obligations as a lessee for office space with initial non-cancellable terms in excess of one year. The Company classified the lease as an operating lease. The lease contains a renewal option for a period of five years. Because the Company is certain to exercise the renewal option, the optional period is included in determining the lease term, and associated payments under the renewal option are included in the lease payments. The Company's lease does not include termination options for either party to the lease or restrictive financial or other covenants. Payments due under the lease contract include fixed payments plus a variable Payment. The Company's office space lease requires it to make variable payments for the Company's proportionate share of building's property taxes, insurance, and common area maintenance. These variable lease payments are not included in lease payments used to determine lease liability and are recognized as variable costs when incurred.

Amounts reported on the balance sheet as of **December 31, 2022** **December 31, 2023** were as follows:

Operating lease ROU asset	\$760,409	646,779
Operating Lease liability - Short-term	\$123,026	118,670
Operating lease liability - Long-term	\$642,232	539,035
Remaining lease term	7	6years
Discount rate		6%

Amounts disclosed for ROU assets obtained in exchange for lease obligations and reductions of ROU assets resulting from reductions of lease obligations include amounts reduced from the carrying amount of ROU assets resulting from deferred rent.

Maturities of lease liabilities under non-cancellable operating leases at **December 31, 2022** December 31, 2023 are as follows:

2024	\$118,670
2025	\$118,862
2026	\$112,582
2027	\$106,042
2028	\$99,881
Thereafter	\$101,667

**Maturities of lease liabilities**

2023	\$123,026
2024	\$115,879
2025	\$116,066
2026	\$109,934
2027	\$103,547
Thereafter	\$196,807

**Note 15 – Management and Director Compensation**

The Company paid its officers cash compensation totaling **\$1,785,000** 1,515,000 and **\$297,307** 1,785,000 for the years ended **December 31, 2022** December 31, 2023 and **2021, 2022**, respectively. Of these amounts attributable to the Company's CEO, **\$60,000** 0 and **\$110,000** 60,000, respectively was paid to Advanomics Corporation, a company controlled by the CEO of the Company. In addition, the Company issued 300,000 shares of common stock valued at \$918,000 to its officers during year ended December 31, 2021. The value of these shares was based upon the closing price of the Company's common stock of \$3.06 on the issuance date.

The Company paid its directors cash compensation totaling **\$300,000** 400,000 and **\$0** 300,000 for the years ended **December 31, 2022** December 31, 2023 and **2021, 2022**, respectively.

**Note 14 – Subsequent Events**

On February 15, 2024, the Company closed a firm commitment underwritten public offering with gross proceeds to the Company of approximately \$10.0 million. The offering consisted of 71,428,571 Units, consisting of (a) 26,428,571 Common Units, with each Common Unit consisting of one share of our common stock, one-tenth (1/10) of a Series A warrant to purchase one share of common stock ("Series A Warrant") and two-tenths (2/10) of a Series B warrant to purchase one share of common stock ("Series B Warrant"), and (b) 45,000,000 Pre-Funded Units, with each Pre-Funded Unit consisting of one pre-funded warrant to purchase one share of common stock, one-tenth of a Series A Warrant and two-tenths of a Series B Warrant. The Pre-Funded Warrants are immediately exercisable at \$0.001 per share and may be exercised at any time until exercised in full. The initial exercise price of each Series A Warrant is \$2.10 per share of common stock or pursuant to an alternative cashless exercise option. The Series A Warrants are exercisable immediately and expire 30 months after the initial issuance date. The initial exercise price of each Series B Warrant is \$2.38 per share of common stock. The Series B Warrants are exercisable immediately and expire 60 months after the initial issuance date.

On February 11, 2024, the Company bought back the 11,904,762 May Warrants from the holder, a single entity, for an aggregate purchase price of \$2,361,596. Upon the closing of the transaction, the May Warrants were deemed cancelled and terminated in all respects.

**Note 16 – Subsequent Events**

On **January 19, 2023** February 11, 2024, the Company announced a entered into securities purchase agreements (the "April Warrants Purchase Agreements") with the holders of warrants, dated April 28, 2022 (the "April Warrants") to purchase an aggregate of 9,725,690 shares of common stock repurchase program of up to \$2 million. As of the date of this report, Company. Pursuant to the April Warrant Purchase Agreements, the Company has repurchased bought back from the holders the April Warrants for a total of 445,711 shares of Common Stock at an average purchase price of **\$1.1371** \$0.08 per share April Warrant, for a total cost an aggregate purchase price of **\$506,822**. As **\$778,055**. Upon the closing of the date of this report, April Warrant Purchase Agreements, which occurred on February 12, 2024, the repurchased shares have not been returned Company paid the purchase price to treasury. the holders, and the April Warrants were deemed cancelled and terminated in all respects.

On February 8, 2024, the Company sold 20,000 shares of Series B Preferred Stock to its CEO for the stated value of \$0.10 per share.

On March 4, 2024, the Company sold 100,000 shares of Series B Preferred Stock to its CEO for the stated value of \$0.10 per share.

On March 4, 2024, the Company's board of directors, and Company's chief executive officer, as the holder of the majority of the voting power of the Company's stockholders, approved an up to 1-for-200 reverse split of the Company's common stock in order for the Company to become compliant with Nasdaq's \$1.00 minimum bid price for the listed common shares.

## ITEM 9.CHANGES IN AND DISAGREEMENTS WITH ACCOUNTANTS ON ACCOUNTING AND FINANCIAL DISCLOSURE

None.

### ITEM 9A. CONTROLS AND PROCEDURES

#### Disclosure Controls and Procedures

Our management, with the participation of our Chief Executive Officer and Chief Financial Officer, has evaluated the effectiveness of our disclosure controls and procedures (as such term is defined in Rules 13a-15(e) and 15d-15(e) under the Exchange Act as of the end of the period covered by this report.

These controls are designed to ensure that information required to be disclosed in the reports we file or submit pursuant to the Exchange Act is recorded, processed, summarized and reported within the time periods specified in the rules and forms of the Securities and Exchange Commission, and that such information is accumulated and communicated to our management, including our CEO and CFO, to allow timely decisions regarding required disclosure.

Based on this evaluation, our management, including our CEO and CFO concluded that our disclosure controls and procedures were effective as of **December 31, 2022** **December 31, 2023**, at reasonable assurance levels.

#### Management's Annual Report on Internal Control Over Financial Reporting

Our management is responsible for establishing and maintaining adequate "internal control over financial reporting," as defined in Rule 13a-15(f) and 15d-15(f) under the Exchange Act. Our system of internal control over financial reporting is a process designed to provide reasonable assurance regarding the reliability of financial reporting and the preparation of consolidated financial statements for external reporting purposes in accordance with US GAAP.

Our internal control over financial reporting includes those policies and procedures that: (a) pertain to the maintenance of records that, in reasonable detail, accurately and fairly reflect the transactions and dispositions of our assets; (b) provide reasonable assurance that transactions are recorded as necessary to permit preparation of consolidated financial statements in accordance with **US U.S.** GAAP, and that our receipts and expenditures are being made only in accordance with authorizations of our management and directors; and (c) provide reasonable assurance regarding prevention or timely detection of unauthorized use, acquisition, or disposition of our assets that could have a material effect on the consolidated financial statements.

Our management, with the participation of our Chief Executive Officer and Chief Financial Officer, evaluated the effectiveness of our internal control over financial reporting as of **December 31, 2022** **December 31, 2023**, and they concluded that our internal control over financial reporting was effective as of **December 31, 2022** **December 31, 2023**. In making this assessment, we utilized the criteria set forth by the Committee of Sponsoring Organizations of the Treadway Commission (“COSO”) in Internal Control — Integrated Framework (2013).

#### **No Attestation Report by Independent Registered Accountant**

The effectiveness of our internal control over financial reporting as of **December 31, 2022** **December 31, 2023**, has not been audited by our independent registered public accounting firm by virtue of our exemption from such requirement as a smaller reporting company.

#### **Changes in Internal Controls over Financial Reporting**

There were no changes in our internal control over financial reporting during the three months ended **December 31, 2022**, that have materially affected, or are reasonably likely to materially affect, our internal control over financial reporting. **December 31, 2023**.

#### **ITEM 9B. OTHER INFORMATION**

During the quarter ended **December 31, 2023**, no director or officer of the Company **None** adopted or terminated a “Rule 10b5-1 trading arrangement” or “non-Rule 10b5-1 trading arrangement,” as each term is defined in Item 408(a) of Regulation S-K.

#### **ITEM 9C. DISCLOSURE REGARDING FOREIGN JURISDICTIONS THAT PREVENT INSPECTIONS**

Not applicable.

### PART III

#### ITEM 10. DIRECTORS, EXECUTIVE OFFICERS, AND CORPORATE GOVERNANCE

The following individuals currently serve as our Board of Directors and executive officers.

Name	Age	Position(s)
Dr. Steve N. Slilaty	71	President, Chief Executive Officer and Chairman
Dr. Abderrazzak Merzouki	60	Chief Operating Science Officer and Director
Mr. Camille Sebaaly	62	Chief Financial Officer and Secretary
Dr. Rabi Kiderchah	51	Director
Mr. David Natan	70	Director
Dr. Andrew Keller	70	Director
Mr. Malek Chamoun	39	Chief Development Officer
Mr. Marc Beaudoin	58	Chief Operating Officer

Dr. Steve N. Slilaty was appointed as our chief executive officer and chairman of our board of directors on October 15, 2009. Dr. Slilaty is an accomplished scientist and business executive. His scientific publications are widely cited. Sunshine Biopharma is the third in a line of biotechnology companies that Dr. Slilaty founded and managed. The first, *Quantum Biotechnologies Inc.* later known as *Qbiogene Inc.*, was founded in 1991 and is now a member of a family of companies owned by *MP Biomedicals*, one of the largest international suppliers of biotechnology reagents and other research products, reagents. The second company which Dr. Slilaty founded, *Genomics One Corporation*, conducted an initial public offering of its capital stock in 1999 and, on the basis of its ownership of Dr. Slilaty's patented TrueBlue® Technology, *Genomics One* became one of the key participants in the Human Genome Project and reached a market capitalization of \$1 billion in 2000. Formerly, Dr. Slilaty was a research team leader at the *Biotechnology Research Institute (Montreal)*, a division of the *National Research Council of Canada*. Dr. Slilaty is one of the pioneers of Gene Therapy having developed the first gene delivery system applicable to humans in 1983 [*Science* 220: 725-727 (1983)]. Dr. Slilaty's other distinguished scientific career accomplishments included (i) the discovery of a new class of enzymes, the S24 Family of Proteases (IUBMB Enzyme: EC 3.4.21.88) [*Proc. Natl. Acad. Sci. U.S.A.* 84: 3987-3991 (1987)]. In addition, Dr. Slilaty (i) developed the first site-directed mutagenesis system applicable to double-stranded DNA [*Analyt. Biochem.* 185: 194-200 (1990)], (ii) cloned the gene for the first yeast-lytic enzyme (lytic b-1,3-glucanase) [*J. Biol. Chem.* 266: 1058-1063 (1991)], (iii) developed a new molecular strategy for increasing the rate of enzyme reactions [*Protein Engineering* 4: 919-922 (1991)], and (iv) constructed a powerful new cloning system for genomic sequencing (TrueBlue® Technology) [*Gene* 213: 83-91 (1998)]. Most recently, Dr. Slilaty, in collaboration with Institut National des Sciences Appliquée (France), State University of New York at Binghamton (USA) and École Polytechnique, Université de Montréal (Canada), designed, patented, and advanced the development the first, and currently the only known anticancer compound (Adva-27a) capable of destroying multidrug resistant cancer cells [*Anticancer Res.* 32: 4423 (2011) and *US Patent Numbers: 8,236,935 and 10,272,065*]. These and other works of Dr. Slilaty are cited in research papers, editorials, review articles and textbooks. Dr. Slilaty is the author of 18 original research papers and 10 issued and pending. These and other works of Dr. Slilaty are cited in research papers, editorials, review articles and textbooks. Dr. Slilaty received his Ph.D. degree in Molecular Biology from the University of Arizona in 1983 and Bachelor of Science degree in Genetics and Biochemistry from Cornell University in 1976. Dr. Slilaty has received research grants from the NIH and NSF and he is the recipient of the 1981 University of Arizona Foundation award for Meritorious Performance in Teaching. Dr. Slilaty's scientific knowledge and experience qualifies him to serve on our board of directors.

*Dr. Abderrazzak Merzouki* was appointed as a director and our chief operating officer in February 2016. In addition to January 2024, he resigned from his position as Chief Operating Officer and became our Company since January 2016 he has been self-employed as Chief Science Officer but remained a consultant in the fields of biotechnology and pharmacology. From July 2007 through December 2016, Dr. Merzouki worked at the Institute of Biomedical Engineering in the Department of Chemical Engineering at Ecole Polytechnique de Montreal, where he taught and acted as a senior scientist involved in the research and development of plasmid and siRNA-based therapies. Dr. Merzouki is a molecular biologist and an immunologist with extensive experience in the area of gene therapy where he performed several preclinical studies for pharmaceutical companies involving the use of adenoviral vectors for cancer therapy and plasmid vectors for the treatment of peripheral arterial occlusions. Dr. Merzouki also has extensive expertise in the design of expression vectors, and production and purification of recombinant proteins. He developed technologies for production of biogeneric therapeutic proteins for the treatment of various diseases including cancer, diabetes, hepatitis and multiple sclerosis. Dr. Merzouki obtained his Ph.D. in Virology and Immunology from Institut Armand-Frappier in Quebec and received his post-doctoral training at the University of British Columbia and the BC Center for Excellence in HIV/AIDS research. Dr. Merzouki has over 30 publications and 70 communications in various, highly respected scientific journals in the field of cellular and molecular biology. Dr. Merzouki's scientific knowledge and experience qualifies him to serve on our board of directors.

*Mr. Camille Sebaaly* was appointed as our chief financial officer, secretary and a director of our Company on October 15, 2009. He resigned as a director of the Company in October 2021. Since 2001, Mr. Sebaaly has been self-employed as a business consultant, primarily in the biotechnology and biopharmaceutical sectors. He held a number of senior executive positions in various areas including financial management, business development, project management and finance. As an executive and an entrepreneur, he combines expertise in strategic planning and finance with strong skills in business development and deal structure and negotiations. In addition, Mr. Sebaaly worked in operations, general management, investor relations, marketing and business development with emphasis on international business and marketing of advanced technologies including hydrogen generation and energy saving. In the area of marketing, Mr. Sebaaly has evaluated market demands and opportunities, created strategic marketing and business development plans, designed marketing communications and launched market penetration programs. Mr. Sebaaly graduated from State University of New York at Buffalo with an Electrical and Computer Engineering Degree in 1987.

*Dr. Rabi Kiderchah* has served as a director of the our Company since October 2021. Dr. Kiderchah is a licensed physician in Canada. From 2000 until August 2021, he was working at Argenteuil Hospital, Lachute, Quebec, Canada, as an emergency room physician. He has also worked as what is referred to in Canada as a "medecins depanneurs", working in rural areas where there are not enough ER doctors. Since August 2011 he has worked at Rabi Kiderchah Medecin Inc. as a freelance physician in the Quebec, Canada area. He received a Bachelor of Science degree in 1994 and an MD degree in 1998 from the University of Montreal. Dr. Kiderchah's medical and scientific knowledge and experience qualifies him to serve on our board of directors.

*Mr. David Natan* has served as a director of the our Company since February 2022. In addition, since 2007 Mr. Natan has served He currently serves as President and Chief Executive Officer CEO of Natan & Associates, LLC, a consulting firm offering chief financial officer CFO services to public and private companies in a variety of industries, since 2007. From February 2010 to May 2020, Mr. Natan served as Chief Executive Officer CEO of ForceField Energy, Inc. (OTCMKTS: FNRG), a company focused on the solar industry and LED lighting products. From February 2002 to November 2007, Mr. Natan served as Executive Vice President of Reporting and Chief Financial Officer CFO of PharmaNet Development Group, Inc., a drug development services company, and, from June 1995 to February 2002, as Chief Financial Officer CFO and Vice President VP of Global Technovations, Inc., a manufacturer and marketer of oil analysis instruments and speakers and speaker components. Prior to that, Mr. Natan served in various roles of increasing responsibility with Deloitte & Touche LLP, LLP. From April 2020 through June 2023, Mr. Natan was Executive Vice President and Chief Financial Officer for Airborne Motorworks, Inc., Spokane, WA, a global consulting firm privately-held aerospace transportation company. Mr. Natan currently serves as a member of the Board of Directors and Chair of the Audit Committee of Global Diversified Marketing Group, NetBrands, Inc. (OTCMKTS: GDMK) (OTC: NBND), a manufacturer, marketer and distributor of food and snack products, since February 2021 2021; and serves as a member of the Board of Directors and Chair of the Audit Committee of Sunshine Biopharma, Titan Pharmaceuticals Inc. (NASDAQ: SBFM), TTNP) a pharmaceutical and nutritional supplement company, since February August 2022. Additionally, in December 2022, November 2023, Mr. Natan was appointed to the board of Directors and Audit Committee Chair of Vivakor Minim Inc. (NASDAQ: VIVK) Previously, Mr. Natan served as Chairman of the Board of Directors of ForceField Energy, Inc., from April 2015 to May 2020, and as a member of the Board of Directors of Global Technovations, Inc., from December 1999 to December 2001. MINM). Mr. Natan holds a B.A. in Economics from Boston University. Mr. Natan's experience as business executive and as a director of public companies qualify him to serve on our board of directors.

*Dr. Andrew M. Keller* has served as a director of the our Company since February 10, 2022, February 2022. From 2016 through November 2019, Dr. Keller was the Chief Medical Officer at the Western Connecticut Medical Group, Bethel CT, a multispecialty organization. He was employed by this group beginning in 1989, and in 2003 became Chief – Section of Cardiovascular Diseases. In 2014 he was appointed Chief Medical Informatics Officer. Previously, Dr. Keller was an Assistant Professor of Medicine/Radiology at Columbia University, The College of Physicians and Surgeons, NY, NY. Dr. Keller retired as a practicing physician in 2019 and in 2020, became 2019. Upon his retirement as a practicing physician Dr. Keller enrolled as a full time student at Quinnipiac University College of Law, where he is currently graduated with a Juris Doctor degree in his third year. 2023. In July 2023, Dr. Keller passed the Bar exam and was admitted to practice law in the State of Connecticut in November 2023. Since November 2023 he has been employed at the Law Office of Robin P. Keller LLC, Norwalk, CT advocating for the educational needs of disabled children with medically complex diagnoses. Dr. Keller received a Doctor of Medicine degree in 1979 from The Ohio State University and a Bachelor of Arts degree in Physics, Magna Cum Laude from Ithaca College in 1975. Dr. Keller's medical and scientific knowledge and experience qualify him to serve on our board of directors.



Mr. Malek Chamoun was appointed as our Chief Development Officer in January 2024. In addition, he is President of Nora Pharma Inc., our wholly owned subsidiary that we acquired in October 2022. In 2017 he founded Nora Pharma, where he has been the President since inception. Mr. Chamoun received a bachelor's degree in business administration from Hautes Études Commerciales, Montreal, Quebec, Canada in 2008 and became a licensed CPA in Canada in 2012. He devotes all of his business time to Nora Pharma's affairs.

Mr. Marc Beaudoin was appointed as our Chief Operating Officer in January 2024. Mr. Beaudoin was the sole owner of M.A. Beaudoin Consulting Group Inc., a privately held business strategy consulting company in the Canadian pharmaceutical and biopharmaceutical sectors since 2016. From January 2018 through February 2019, he was employed by the KDA Group, Inc., a publicly held Canadian healthcare company, as the COO of KDA Group and CEO of its Canadian generic pharmaceutical division, Pharmapar. From 2006 to 2016, he held several executive positions at Sandoz Canada in various areas including Marketing and Communications, Strategic Planning, Business Development & Portfolio Management. As an executive and an entrepreneur, he combines expertise in strategic planning with operational and commercial execution. Mr. Beaudoin obtained his MBA from Sherbrooke University in 2018. He also holds multiple certifications (including a fellowship) from the Association for Supply Chain Management.

#### **Corporate Governance**

##### **Board of Directors Term of Office**

Directors are elected at our annual meeting of shareholders and serve for one year until the next annual meeting of shareholders or until their successors are elected and qualified.

##### **Committees of our Board of Directors**

The Company has established an audit committee, a compensation committee, and a corporate governance and nominating committee of our board of directors. Each committee is comprised of each of our independent directors. David Natan is our audit committee financial expert.

##### **No Family Relationships**

There is no family relationship between any director and executive officer or among any directors or executive officers.

##### **Involvement in Certain Legal Proceedings**

Our directors and executive officers have not been involved in any of the following events during the past ten years:

1. any bankruptcy petition filed by or against such person or any business of which such person was a general partner or executive officer either at the time of the bankruptcy or within two years prior to that time;
2. any conviction in a criminal proceeding or being subject to a pending criminal proceeding (excluding traffic violations and other minor offenses);
3. being subject to any order, judgment, or decree, not subsequently reversed, suspended or vacated, of any court of competent jurisdiction, permanently or temporarily enjoining him from or otherwise limiting his involvement in any type of business, securities or banking activities or to be associated with any person practicing in banking or securities activities;
4. being found by a court of competent jurisdiction in a civil action, the SEC or the CFTC to have violated a Federal or state securities or commodities law, and the judgment has not been reversed, suspended, or vacated;
5. being subject of, or a party to, any Federal or state judicial or administrative order, judgment decree, or finding, not subsequently reversed, suspended or vacated, relating to an alleged violation of any Federal or state securities or commodities law or regulation, any law or regulation respecting financial institutions or insurance companies, or any law or regulation prohibiting mail or wire fraud or fraud in connection with any business entity; or
6. being subject of or party to any sanction or order, not subsequently reversed, suspended, or vacated, of any self-regulatory organization, any registered entity or any equivalent exchange, association, entity or organization that has disciplinary authority over its members or persons associated with a member.



### **Board Diversity**

Our Board seeks members from diverse professional backgrounds who combine a solid professional reputation and knowledge of our business and industry with a reputation for integrity. Our Board does not have a formal policy concerning diversity and inclusion but is in the process of establishing a policy on diversity. Diversity of experience, expertise, and viewpoints is one of many factors the Nominating and Corporate Governance Committee considers when recommending director nominees to our Board. Further, our Board is committed to actively seeking highly qualified women and individuals from minority groups and the LGBTQ+ community to include in the pool from which new candidates are selected. Our Board also seeks members that have experience in positions with a high degree of responsibility or are, or have been, leaders in the companies or institutions with which they are, or were, affiliated, but may seek other members with different backgrounds, based upon the contributions they can make to our Company. While the Board has continued its efforts to identify candidates that have such experience, they have currently been unable to identify any such candidates which fulfill the diversity requirement with the requisite professional experience.

### **Code of Ethics**

We have adopted a Code of Ethics that applies to our principal executive officer, principal financial officer, and principal accounting officer. Our Code of Ethics is available on our website at [www.sunshinebiopharma.com](http://www.sunshinebiopharma.com).

# ITEM 11. EXECUTIVE COMPENSATION

The following table sets forth compensation information for services rendered by our executive officers in all capacities during the last two completed fiscal years.

Name and Principal Position	Year	Salary (\$)	Bonus (\$)	Stock Awards (\$)	All Other Compensation (\$)	Total (\$)	Year	Salary (\$)	Bonus (\$)	Stock Awards (\$)	All Other Compensation (\$)	Total (\$)
Dr. Steve N. Slilaty Chief Executive Officer and Director	2022	360,000 <sup>(1)</sup>	10,000	–	–	370,000	2022	360,000 <sup>(1)</sup>	10,000	–	–	370,000
	2021	156,380 <sup>(1)</sup>	–	306,000 <sup>(2)</sup>	–	462,380	2023	378,000	182,000	–	–	560,000
Camille Sebaaly Chief Financial Officer	2022	300,000	630,000	–	–	930,000	2022	300,000	630,000	–	–	930,000
	2021	40,000	–	306,000 <sup>(2)</sup>	–	346,000	2023	315,000	380,000	–	–	695,000
Dr. Abderrazzak Merzouki Chief Operating Officer and Director	2022	240,000	245,000	–	–	485,000	2022	240,000	245,000	–	–	485,000
	2021	109,927	–	306,000 <sup>(2)</sup>	–	415,927	2023	252,000	8,000	–	–	260,000

(1) Portions of these amounts were Of this amount, \$60,000 was paid to Advanomics Corporation, a company controlled by Dr. Slilaty.

(2) Represents stock award valued at \$3.06 per share, the closing price of the common stock on the date of grant of January 6, 2021.

## Employment Agreements

On April 8, 2022, we entered into an employment agreement with Dr. Steve N. Slilaty, our Chief Executive Officer. Pursuant to the employment agreement, Dr. Slilaty will continue to serve as our CEO and will be paid a base annual salary of \$360,000 (which will increase annually at the rate of the Consumer Price Index or 5%, whichever is higher). The employment agreement has a term of four years and will renew automatically for a term of an additional three years. In the event the employment agreement is terminated by the Company us without cause, the Company we will pay Dr. Slilaty \$10 million. Upon expiration of the employment agreement, the Company we will pay Dr. Slilaty \$2 million.

## Outstanding Equity Awards at 2022 2023 Fiscal Year-End

We did not have any outstanding equity awards as of December 31, 2022 December 31, 2023.

Director Compensation

The following table sets forth compensation we paid to our directors during the year ended December 31, 2022 December 31, 2023.

Name	Fees Earned or Paid in Cash (\$)	Stock Awards	Option Awards	All Other Compensation	Total (\$)
Dr. Rabi Kiderchah	60,000	—	—	—	60,000
Mr. David Natan	60,000	—	—	—	60,000
Dr. Abderrazzak Merzouki	60,000	—	—	—	60,000
Dr. Andrew Keller	60,000	—	—	—	60,000
Dr. Steve N. Slilaty	60,000	—	—	—	60,000

Name	Fees Paid in Cash (\$)	Stock Awards	Option Awards	All Other Compensation	Total (\$)
Dr. Rabi Kiderchah	80,000	—	—	—	80,000
Mr. David Natan	80,000	—	—	—	80,000
Dr. Abderrazzak Merzouki	80,000	—	—	—	80,000
Dr. Andrew Keller	80,000	—	—	—	80,000
Dr. Steve N. Slilaty	80,000	—	—	—	80,000

**ITEM 12. SECURITY OWNERSHIP OF CERTAIN BENEFICIAL OWNERS AND MANAGEMENT AND RELATED STOCKHOLDER MATTERS**

The following table sets forth certain information, as of **March 31 2023**, **March 28, 2024**, with respect to the beneficial ownership of the outstanding common stock by (i) any holder of more than five (5%) percent; (ii) each of our executive officers and directors; and (iii) our directors and executive officers as a group.

We have determined beneficial ownership in accordance with the rules of the SEC. These rules generally attribute beneficial ownership of securities to persons who possess sole or shared voting power or investment power with respect to those securities. The table lists applicable percentage ownership based on **22,585,632** **99,452,865** shares of common stock outstanding as of **March 31, 2023** **March 28, 2024**. In addition, under SEC rules, beneficial ownership of common stock includes shares of our common stock issuable pursuant to the conversion or exercise of securities that are either immediately exercisable or convertible into common stock or exercisable or convertible into common stock within 60 days of **March 31, 2023** **March 28, 2024**. These shares are deemed to be outstanding and beneficially owned by the person holding those securities for the purpose of computing the percentage ownership of that person, but they are not treated as outstanding for the purpose of computing the percentage ownership of any other person. Unless otherwise indicated, the persons or entities identified in this table have sole voting and investment power with respect to all shares shown as beneficially owned by them, subject to applicable community property laws.

Title of Class	Name and Address of Beneficial Owner	Amount and Nature of Beneficial Ownership	Percent of Common Class
Common	Dr. Steve N. Slilaty <sup>(1)(2)(3)</sup> 579 Rue Lajeunesse Laval, Quebec Canada H7X 3K4	121,024 (1)	*
Common	Camille Sebaaly <sup>(1)</sup> 3040 Levesque West, Suite 506 Laval, Quebec Canada H7V 2G3	174,465	*
Common	Dr. Abderrazzak Merzouki <sup>(1)</sup> 731 Place de l'Eau Vive Laval, Quebec Canada H7Y 2E1	116,720	*
Common	Dr. Andrew Keller <sup>(1)</sup> c/o Sunshine Biopharma, Inc. 6500 Trans-Canada Highway 4th Floor, Pointe-Claire, Quebec H9R 0A5, Canada	0	*
Common	David Natan <sup>(1)</sup> c/o Sunshine Biopharma, Inc. 6500 Trans-Canada Highway 4th Floor, Pointe-Claire, Quebec H9R 0A5, Canada	0	*

Common	Dr. Rabi Kiderchah <sup>(1)</sup> c/o Sunshine Biopharma, Inc. 6500 Trans-Canada Highway 4th Floor, Pointe-Claire, Quebec H9R 0A5, Canada	1,625	*
Common	Malek Chamoun <sup>(3)</sup> 1730 rue Saint Patrick, Apt. 601 Montreal, Quebec Canada H3K 2H2	3,700,000 <sup>(3)</sup>	16.4%
	All Officers and Directors as Group (5 persons)	4,113,834 <sup>(3)</sup>	18.2%

Title of Class	Name and Address of Beneficial Owner	Amount	Percent of Class
Common	Dr. Steve N. Siliaty <sup>(1)</sup> c/o Sunshine Biopharma, Inc. 1177 Avenue of the Americas, 5 <sup>th</sup> Floor New York, NY 10036	3,821,024 <sup>(3)</sup>	3.8%
Series B Preferred		130,000 <sup>(2)</sup>	100%
Common	Camille Sebaaly <sup>(1)</sup> c/o Sunshine Biopharma, Inc. 1177 Avenue of the Americas, 5 <sup>th</sup> Floor New York, NY 10036	174,465	*
Common	Dr. Abderrazzak Merzouki <sup>(1)</sup> c/o Sunshine Biopharma, Inc. 1177 Avenue of the Americas, 5 <sup>th</sup> Floor New York, NY 10036	116,720	*
Common	Dr. Andrew Keller <sup>(1)</sup> c/o Sunshine Biopharma, Inc. 1177 Avenue of the Americas, 5 <sup>th</sup> Floor New York, NY 10036	0	*
Common	David Natan <sup>(1)</sup> c/o Sunshine Biopharma, Inc. 1177 Avenue of the Americas, 5 <sup>th</sup> Floor New York, NY 10036	0	*
Common	Dr. Rabi Kiderchah <sup>(1)</sup> c/o Sunshine Biopharma, Inc. 1177 Avenue of the Americas, 5 <sup>th</sup> Floor New York, NY 10036	1,625	*
Common	Malek Chamoun <sup>(1)</sup> c/o Sunshine Biopharma, Inc. 1177 Avenue of the Americas, 5 <sup>th</sup> Floor New York, NY 10036	3,700,000 <sup>(3)</sup>	3.7%
Common	Marc Beaudoin <sup>(1)</sup> c/o Sunshine Biopharma, Inc. 1177 Avenue of the Americas, 5 <sup>th</sup> Floor New York, NY 10036	0	*
	All Officers and Directors as Group (8 persons)	4,113,834	4.1%

\* Less than 1%.

(1) Officer and/or director of our Company.

(2) Does not include 10,000 shares of the Company's Series B Preferred Shares. Dr. Siliaty has agreed not to vote these shares until such time as the Company's Tradeable Warrants are no longer outstanding. Each share of Series B Preferred Stock gives the holder the right to 1,000 votes per share.

(3)

Includes 3,700,000 common shares owned by Malek Chamoun, the President of Nora Pharma Inc., a company acquired by the Company in October 2022. Dr. Siliaty controls the voting of Mr. Chamoun's shares through a voting agreement between Mr. Chamoun and Dr. Siliaty dated October 20, 2022.

### ITEM 13. CERTAIN RELATIONSHIPS AND RELATED TRANSACTIONS, AND DIRECTOR INDEPENDENCE

#### Related Transactions

A Note Payable dated December 31, 2019, held by our CEO having a face value of \$128,269 and accruing interest at 12% was due December 31, 2020. On December 31, 2020, we renewed the Note together with accrued interest of \$15,392 for a 12-month period. The new Note had a face value of \$143,661, accrued interest at 12% per year, and had a maturity date of December 31, 2021. On August 24, 2021, we paid off the entire principal balance of this Note, together with accrued interest of \$12,929 by making a cash payment of \$156,590.

On February 22, 2022, we redeemed 990,000 shares of Series B Preferred Stock held by Dr. Steve Slilaty, our CEO, at a redemption price equal to the stated value of \$0.10 per share.

On February 8, 2024, we sold 20,000 shares of Series B Preferred Stock to Dr. Slilaty for a purchase price equal to the stated value of \$0.10 per share.

On March 4, 2024, we sold 100,000 shares of Series B Preferred Stock to Dr. Slilaty for a purchase price equal to the stated value of \$0.10 per share.

#### Director Independence

Our independent directors consist of Dr. Kiderchah, Mr. Natan and Dr. Keller.

### ITEM 14. PRINCIPAL ACCOUNTANT FEES AND SERVICES

The following table presents fees for professional audit services rendered by B F Borgers CPA PC, our independent auditors, during our fiscal years ended December 31, 2022, December 31, 2023 and 2021:2022:

	December 31, 2023	December 31, 2022
Audit Fees	\$ 170,500	\$ 137,500
Audit-related Fees	—	—
Tax Fees	—	—
All Other Fees	—	—
Total	\$ 170,500	\$ 137,500

	December 31, 2022	December 31, 2021
Audit Fees	\$ 137,500	\$ 75,600
Audit-related Fees	—	—
Tax Fees	—	—
All Other Fees	—	—
Total	\$ 137,500	\$ 75,600

**Audit Fees.** Audit fees consist of amounts billed for professional services rendered for the audit of our annual financial statements included in our Annual Reports on Forms 10-K for our fiscal years ended December 31, 2022, December 31, 2023 and 2021:2022 and for reviews of our interim financial statements included in our Quarterly Reports on Form 10-Q.

**Audit-related Fees.** Audit-related fees represent fees for assurance and related services performed that are reasonably related to the performance of the audit or review of our financial statements.

**Tax Fees.** B F Borgers CPA PC did not perform any tax compliance services for us during the years ended December 31, 2022, December 31, 2023 or 2021:2022.

**All Other Fees.** B F Borgers CPA PC did not receive any other fees from us for the years ended December 31, 2022, December 31, 2023 or 2021:2022.

As of December 31, 2021, our entire Board of Directors performed the duties of an audit committee. Our Board of Directors evaluated the scope and cost of the engagement of an auditor before the auditor rendered audit and non-audit services. As of February 15, 2022, December 31, 2023, the Board of Directors appointed our three independent directors as the members of our audit committee. Our audit committee charter is available on our website at [www.sunshinebiopharma.com](http://www.sunshinebiopharma.com).

## PART IV

### ITEM 15

### EXHIBITS

1.1	<a href="#">Underwriting Agreement, between the Company and Aegis Capital Corp. dated February 13, 2024</a> (1)
3.1	<a href="#">Articles of Incorporation</a> (2)(3)
3.2	<a href="#">Certificate of Amendment to Articles of Incorporation filed November 2, 2009</a> (3)(5)
3.3	<a href="#">Statement of Share and Equity Capital Exchange</a> (4)(5)
3.4	<a href="#">Articles of Amendment to Articles of Incorporation filed July 13, 2010</a> (4)(5)
3.5	<a href="#">Articles of Amendment to Articles of Incorporation filed May 27, 2015</a> (5)(6)
3.6	<a href="#">Articles of Amendment to Articles of Incorporation</a> (6)
3.7	<a href="#">Articles of Amendment to Articles of Incorporation</a> (7)
3.7	<a href="#">Articles of Amendment to Articles of Incorporation</a> (8)
3.8	<a href="#">Bylaws</a> (2)(15)
4.1	<a href="#">Description of Registrant's Securities</a> (16)(17)
10.1	<a href="#">Patent Purchase Agreement with Advanomics Corporation</a> (8)(9)
10.2	<a href="#">Second Patent Purchase Agreement with Advanomics Corporation</a> (9)(10)
10.3	<a href="#">Amendment No. 1 to Patent Purchase Agreement with Advanomics Corporation dated October 8, 2016, including Secured Convertible Promissory Note</a> (10)(11)
10.4	<a href="#">Amendment No. 1 to Patent Purchase Agreement with Advanomics Corporation dated December 28, 2016, including Secured Convertible Promissory Note</a> (10)(11)
10.5	<a href="#">Form of Warrant, dated February 17, 2022</a> (1)(2)
10.6	<a href="#">Warrant Agent Agreement between the Company and Equiniti, dated February 17, 2022</a> (1)(2)
10.7	<a href="#">Sponsored Research Agreement, dated October 6, 2020, between the Company and the University of Georgia Research Foundation, Inc.</a> (11) ** (12) *
10.8	<a href="#">Research Agreement between the Company and Arizona Board of Regents on behalf of the University of Arizona</a> (12)(13)
10.9	<a href="#">Engagement Letter, Form of Warrant, dated March 14, 2022, between the Company and Aegis Capital Corp.</a> (15)(16)
10.10	<a href="#">Securities Purchase Agreement, dated March 10, 2022</a> (15)
10.11	<a href="#">Form of Warrant, dated March 14, 2022</a> (15)
10.12	<a href="#">Registration Rights Agreement, dated March 10, 2022</a> (15)
10.13	<a href="#">Form of Amendment to Warrant, dated March 24, 2022</a> (17)(18)
10.14 10.11	<a href="#">Employment Agreement between Sunshine Biopharma, Inc. and Dr. Steve Silaty</a> (18) *
10.15	<a href="#">Engagement Letter, dated April 25, 2022</a> (19)
10.16 10.12	<a href="#">Form of Securities Purchase Agreement</a> (19)
10.17	<a href="#">Form of Registration Rights Agreement</a> (19)
10.18	<a href="#">Form of Warrant, dated April 28, 2022</a> (19)(20)
10.19 10.13	<a href="#">Share Purchase Agreement between Sunshine Biopharma, Inc., Malek Chamoun and Nora Pharma Inc.</a> (20)(21)
10.20 10.14	<a href="#">Employment Agreement between Sunshine Biopharma, Inc., Nora Pharma Inc. and Malek Chamoun</a> (20) *
10.21	<a href="#">Research Agreement between the Company and Sir Mortimer B. Davis Jewish General Hospital</a> (21)
10.22 10.15	<a href="#">License Agreement between the Company and the University of Arizona</a> (22) ** (22) *
10.16	<a href="#">Form of Warrant, dated May 16, 2023</a> (23)
10.17	<a href="#">Amendment No. 1 to Warrant Agent Agreement, dated October 18, 2023</a> (24)
10.18	<a href="#">2023 Equity Incentive Plan</a> (25)
10.19	<a href="#">Form of Warrant Agency Agreement</a> (26)
10.20	<a href="#">Form of Pre-Funded Warrant</a> (26)
10.21	<a href="#">Form of Series A Warrant</a> (1)
10.22	<a href="#">Form of Series B Warrant</a> (1)
14.1	<a href="#">Code of Ethics</a> (13)(14)
21 21.1	<a href="#">Subsidiaries</a> (filed)(filed herewith)
23.1	<a href="#">Consent of BF Borgers CPA PC</a> (filed)(filed herewith)
31.1	<a href="#">Certification of Chief Executive Officer pursuant to Section 302 of the Sarbanes-Oxley Act</a> (filed herewith)
31.2	<a href="#">Certification of Chief Financial Officer pursuant to Section 302 of the Sarbanes-Oxley Act</a> (filed herewith)
32.1	<a href="#">Certification pursuant to 18 U.S.C. Section 1350, as adopted pursuant to Section 906 of the Sarbanes-Oxley Act of 2002</a> (furnished herewith)
97.1	<a href="#">Clawback policy</a> (filed herewith)



EX-101      Inline XBRL Instance Document (the instance document does not appear in the Interactive Data File because its XBRL tags are embedded within the Inline XBRL document)

EX-104      Cover Page Interactive Data File (formatted in IXBRL, and included in exhibit 101).

\*      Indicates management contract or compensatory arrangement.

\*\*      Portions of the exhibit have been omitted.

- (1)      Incorporated by reference to 8-K filed with the SEC on February 15, 2024.
- (1) (2)      Incorporated by reference to 8-K filed with the SEC on February 17, 2022.
- (2) (3)      Incorporated by reference to SB-2 filed with the SEC on October 19, 2007.
- (3) (4)      Incorporated by reference to 8-K filed with the SEC on November 6, 2009.
- (4) (5)      Incorporated by reference to 10-Q filed with the SEC on August 4, 2010.
- (5) (6)      Incorporated by reference to 8-K filed with the SEC on June 1, 2015.
- (6) (7)      Incorporated by reference to 8-K filed with the SEC on June 24, 2020.
- (7) (8)      Incorporated by reference to 8-K filed February 9, 2022.
- (8) (9)      Incorporated by reference to 8-K filed with the SEC on October 9, 2015.
- (9) (10)      Incorporated by reference to 8-K filed with the SEC on December 28, 2015.
- (10) (11)      Incorporated by reference to 8-K filed with the SEC on March 14, 2016.
- (11) (12)      Incorporated by reference to S-1/A filed with the SEC on January 24, 2022.
- (12) (13)      Incorporated by reference to 8-K filed with the SEC on February 25, 2022.
- (13) (14)      Incorporated by reference to 10-K filed with the SEC on May 1, 2020.
- (14) (15)      Incorporated by reference to S-1 8-K filed September 9, 2021 with the SEC on April 19, 2023.
- (15) (16)      Incorporated by reference to 8-K filed with the SEC on March 15, 2022.
- (16) (17)      Incorporated by reference to 10-K filed with the SEC on March 21, 2022.
- (17) (18)      Incorporated by reference to 8-K filed with the SEC on March 24, 2022.
- (18) (19)      Incorporated by reference to 8-K filed with the SEC on April 8, 2022.
- (19) (20)      Incorporated by reference to 8-K filed with the SEC on April 28, 2022.
- (20) (21)      Incorporated by reference to 8-K filed with the SEC on October 20, 2022.
- (21)      Incorporated by reference to 8-K filed with the SEC on February 10, 2023.
- (22)      Incorporated by reference to 8-K filed with the SEC on February 28, 2023.
- (23)      Incorporated by reference to 8-K filed with the SEC on May 16, 2023.
- (24)      Incorporated by reference to 8-K filed with the SEC on October 20, 2023.
- (25)      Incorporated by reference to S-8 filed with the SEC on January 8, 2024.
- (26)      Incorporated by reference to S-1/A filed with the SEC on February 9, 2024.

52 50

## SIGNATURES

Pursuant to the requirements of Section 13 or 15(d) of the Securities Exchange Act of 1934, the registrant has duly caused this report to be signed on its behalf by the undersigned, thereunto duly authorized.

SUNSHINE BIOPHARMA, INC.

Dated: April 3, 2023 March 28, 2024

By: /s/ Dr. Steve N. Slilaty

Dr. Steve N. Slilaty, Chief Executive Officer  
(principal executive officer)

/s/ Camille Sebaaly

Camille Sebaaly, Chief Financial Officer (principal  
financial and accounting officer)

Pursuant to the requirements of the Securities Exchange Act of 1934, this report has been signed below by the following persons on behalf of the registrant and in the capacities and on the dates indicated.

Signature	Title	Date
/s/ Dr. Steve N. Slilaty	Chief Executive Officer and Director	April 3, 2023 March 28, 2024
Dr. Steve N. Slilaty	(Principal Executive Officer)	
/s/ Camille Sebaaly	Chief Financial Officer	April 3, 2023 March 28, 2024
Camille Sebaaly	(Principal Financial and Accounting Officer)	
/s/ Dr. Abderrazzak Merzouki	Director	April 3, 2023 March 28, 2024
Dr. Abderrazzak Merzouki		
/s/ David Natan	Director	April 3, 2023 March 28, 2024
David Natan		
/s/ Dr. Andrew Keller	Director	April 3, 2023 March 28, 2024
Dr. Andrew Keller		
/s/ Dr. Rabi Kiderchah	Director	April 3, 2023 March 28, 2024
Dr. Rabi Kiderchah		

53 51

Exhibit 21 EXHIBIT 21.1

SHINSHINE SUNSHINE BIOPHARMA, INC.

## LIST OF SUBSIDIARIES

NOX Pharmaceuticals, Inc.

Sunshine Biopharma Canada Inc.

Nora Pharma Inc.

Exhibit 23.1

## CONSENT OF INDEPENDENT REGISTERED PUBLIC ACCOUNTING FIRM

We consent to the incorporation by reference in the Registration Statements on Form S-3 (No. 333-264830, 333-263998, and 333-263998) 333-272197 and Form S-8 (No. 333-276417) of our report dated March 31, 2023 March 28, 2024, relating to the consolidated financial of Sunshine Biopharma, Inc. appearing in this Annual Report on Form 10-K for the year ended December 31, 2022 December 31, 2023.

A picture containing text Description automatically generated

Certified Public Accountants

Lakewood, CO

March 31, 2023 28, 2024

Exhibit 31.1

**Exhibit 31.1**  
**CERTIFICATION PURSUANT TO**  
**18 USC, SECTION 1350,**  
**AS ADOPTED PURSUANT TO**  
**SECTION 302 OF THE SARBANES OXLEY ACT OF 2002**

I, Steve N. Slilaty, certify that:

1. I have reviewed this annual report on Form 10-K of Sunshine Biopharma, Inc.;
2. Based on my knowledge, this report does not contain any untrue statement of a material fact or omit to state a material fact necessary in order to make the statements made, in light of the circumstances under which such statements were made, not misleading with respect to the period covered by this report;
3. Based on my knowledge, the financial statements, and other financial information included in this report, fairly present in all material respects the financial condition, results of operations and cash flows of the registrant as of, and for, the periods presented in this report;
4. The registrant's other certifying officer(s) and I are responsible for establishing and maintaining disclosure controls and procedures (as defined in Exchange Act Rules 13a-15(e) and 15d-15(e)) and internal control over financial reporting (as defined in Exchange Act Rules 13a-15(f) and 15d-15(f)) for the registrant and have:
  - a. Designed such disclosure controls and procedures, or caused such disclosure controls and procedure to be designed under our supervision, to ensure that material information relating to the registrant, including its consolidated subsidiaries, is made known to us by others within those entities, particularly during the period in which this report is being prepared;
  - b. Designed such internal control over financial reporting, or caused such internal control over financial reporting to be designed under our supervision, to provide reasonable assurance regarding the reliability of financial reporting and the preparation of financial statements for external purposes in accordance with generally accepted accounting principles;
  - c. Evaluated the effectiveness of the registrant's disclosure controls and procedures and presented in this report our conclusions about the effectiveness of the disclosure controls and procedures, as of the end of the period covered by this report based upon such evaluation; and
  - d. Disclosed in this report any change in the registrant's internal control over financial reporting that occurred during the registrant's most recent fiscal quarter (the registrant's fourth quarter in the case of an annual report) that has materially affected, or is reasonably likely to materially affect, the registrant's internal control over financial reporting; and
5. The registrant's other certifying officer(s) and I have disclosed, based on our most recent evaluation of internal control over financial reporting, to the registrant's auditors and the audit committee of the registrant's board of directors (or persons performing the equivalent functions):
  - a. All significant deficiencies and material weaknesses in the design or operation of internal control over financial reporting which are reasonably likely to adversely affect the registrant's ability to record, process, summarize and report financial information; and
  - b. Any fraud, whether or not material, that involves management or other employees who have a significant role in the registrant's internal control over financial reporting.

April 3, 2023March 28, 2024

/s/ Steve N. Slilaty

Steve N. Slilaty, Chief Executive Officer

**Exhibit 31.2**

**CERTIFICATION PURSUANT TO**  
**18 USC, SECTION 1350,**  
**AS ADOPTED PURSUANT TO**  
**SECTION 302 OF THE SARBANES OXLEY ACT OF 2002**

I, Camille Sebaaly, certify that:

1. I have reviewed this annual report on Form 10-K of Sunshine Biopharma, Inc.;
2. Based on my knowledge, this report does not contain any untrue statement of a material fact or omit to state a material fact necessary in order to make the statements made, in light of the circumstances under which such statements were made, not misleading with respect to the period covered by this report;

3. Based on my knowledge, the financial statements, and other financial information included in this report, fairly present in all material respects the financial condition, results of operations and cash flows of the registrant as of, and for, the periods presented in this report;

4. The registrant's other certifying officer(s) and I are responsible for establishing and maintaining disclosure controls and procedures (as defined in Exchange Act Rules 13a-15(e) and 15d-15(e)) and internal control over financial reporting (as defined in Exchange Act Rules 13a-15(f) and 15d-15(f)) for the registrant and have:

a. Designed such disclosure controls and procedures, or caused such disclosure controls and procedure to be designed under our supervision, to ensure that material information relating to the registrant, including its consolidated subsidiaries, is made known to us by others within those entities, particularly during the period in which this report is being prepared;

b. Designed such internal control over financial reporting, or caused such internal control over financial reporting to be designed under our supervision, to provide reasonable assurance regarding the reliability of financial reporting and the preparation of financial statements for external purposes in accordance with generally accepted accounting principles;

c. Evaluated the effectiveness of the registrant's disclosure controls and procedures and presented in this report our conclusions about the effectiveness of the disclosure controls and procedures, as of the end of the period covered by this report based upon such evaluation; and

d. Disclosed in this report any change in the registrant's internal control over financial reporting that occurred during the registrant's most recent fiscal quarter (the registrant's fourth quarter in the case of an annual report) that has materially affected, or is reasonably likely to materially affect, the registrant's internal control over financial reporting; and

5. The registrant's other certifying officer(s) and I have disclosed, based on our most recent evaluation of internal control over financial reporting, to the registrant's auditors and the audit committee of the registrant's board of directors (or persons performing the equivalent functions):

a. All significant deficiencies and material weaknesses in the design or operation of internal control over financial reporting which are reasonably likely to adversely affect the registrant's ability to record, process, summarize and report financial information; and

b. Any fraud, whether or not material, that involves management or other employees who have a significant role in the registrant's internal control over financial reporting.

Dated: April 3, 2023 March 28, 2024

/s/ Camille Sebaaly

Camille Sebaaly, Chief Financial Officer

## Exhibit 32.1

### CERTIFICATION PURSUANT TO 18 USC, SECTION 1350, AS ADOPTED PURSUANT TO SECTION 906 OF THE SARBANES-OXLEY ACT OF 2002

In connection with this annual report of Sunshine Biopharma, Inc. (the "Company") on Form 10-K for the fiscal year ended December 31, 2022 December 31, 2023 as filed with the Securities and Exchange Commission on the date hereof (the "Report"), we, the undersigned, in the capacities and on the date indicated below, certify, pursuant to 18 U.S.C. Section 1350, as adopted pursuant to Section 906 of the Sarbanes-Oxley Act of 2002, that to the best of our knowledge:

1. The Report fully complies with the requirements of Rule 13(a) or 15(d) of the Securities Exchange Act of 1934; and

2. The information contained in the Report fairly presents, in all material respects, the financial condition and results of operations of the Company.

Dated: April 3, 2023 March 28, 2024

/s/ Steve N. Slilaty

Steve N. Slilaty, Chief Executive Officer

Dated: April 3, 2023 March 28, 2024

/s/ Camille Sebaaly

Camille Sebaaly, Chief Financial Officer

## Exhibit 97.1

### SUNSHINE BIOPHARMA, INC.

**CLAWBACK POLICY**  
**EFFECTIVE NOVEMBER 17, 2023**

1. **Purpose.** The purpose of this Sunshine Biopharma, Inc. (the “Company”) Clawback Policy (this “Policy”) is to enable the Company to recover Erroneously Awarded Compensation from Covered Executive Officers in the event that the Company is required to prepare an Accounting Restatement. This Policy is designed to comply with, and shall be interpreted to be consistent with, Section 954 of the Dodd-Frank Wall Street Reform and Consumer Protection Act of 2010, as codified in Section 10D of the Securities Exchange Act of 1934, as amended (the “Exchange Act”), Rule 10D-1 promulgated under the Exchange Act (“Rule 10D-1”) and Listing Rule 5608 of the corporate governance rules of The Nasdaq Stock Market (“Nasdaq”) (the “Listing Standards”). Unless otherwise defined in this Policy, capitalized terms shall have the meaning ascribed to such terms in [Section 2](#).
2. **Definitions.** As used in this Policy, the following capitalized terms shall have the meanings set forth below.
  - a. “**Accounting Restatement**” means an accounting restatement of the Company’s financial statements due to the Company’s material noncompliance with any financial reporting requirement under the securities laws, including any required accounting restatement to correct an error in previously issued financial statements that is material to the previously issued financial statements (i.e., a “Big R” restatement), or to correct an error that is not material to the previously issued financial statements, but that would result in a material misstatement if the error were corrected in the current period or left uncorrected in the current period (i.e., a “little r” restatement).
  - b. “**Accounting Restatement Date**” means the earlier to occur of (i) the date the Board, a committee of the Board, or the officer or officers of the Company authorized to take such action if the Board’s action is not required, concludes, or reasonably should have concluded, that the Company is required to prepare an Accounting Restatement and (ii) the date a court, regulator, or other legally authorized body directs the Company to prepare an Accounting Restatement.
  - c. “**Applicable Period**” means, with respect to any Accounting Restatement, the three completed fiscal years immediately preceding the Accounting Restatement Date, as well as any transition period (that results from a change in the Company’s fiscal year) within or immediately following those three completed fiscal years (except that a transition period that comprises a period of at least nine months shall count as a completed fiscal year).
  - d. “**Board**” means the board of directors of the Company.
  - e. “**Code**” means the U.S. Internal Revenue Code of 1986, as amended. Any reference to a section of the Code or regulation thereunder includes such section or regulation, any valid regulation or other official guidance promulgated under such section, and any comparable provision of any future legislation or regulation amending, supplementing, or superseding such section or regulation.
  - f. “**Covered Executive Officer**” means an individual who is currently or previously served as the Company’s principal executive officer, principal financial officer, principal accounting officer (or, if there is no such accounting officer, the controller), vice president of the Company in charge of a principal business unit, division, or function (such as sales, administration, or finance), an officer who performs (or performed) a policy-making function, or any other person who performs (or performed) similar policy-making functions for the Company or is otherwise determined to be an executive officer of the Company pursuant to Item 401(b) of Regulation S-K. An executive officer of the Company’s parent or subsidiary is deemed a “Covered Executive Officer” if the executive officer performs (or performed) such policy-making functions for the Company.

- g. “Erroneously Awarded Compensation” means, in the event of an Accounting Restatement, the amount of Incentive-Based Compensation previously received that exceeds the amount of Incentive-Based Compensation that otherwise would have been received had it been determined based on the restated amounts in such Accounting Restatement, and must be computed without regard to any taxes paid by the relevant Covered Executive Officer; provided, however, that for Incentive-Based Compensation based on stock price or total stockholder return, where the amount of Erroneously Awarded Compensation is not subject to mathematical recalculation directly from the information in an Accounting Restatement: (i) the amount of Erroneously Awarded Compensation must be based on a reasonable estimate of the effect of the Accounting Restatement on the stock price or total stockholder return upon which the Incentive-Based Compensation was received and (ii) the Company must maintain documentation of the determination of that reasonable estimate and provide such documentation to Nasdaq.
  - h. “Financial Reporting Measure” means any measure that is determined and presented in accordance with the accounting principles used in preparing the Company’s financial statements and any measure that is derived wholly or in part from such measure. A Financial Reporting Measure is not required to be presented within the Company’s financial statements or included in a filing with the U.S. Securities and Exchange Commission to qualify as a “Financial Reporting Measure.”
  - i. “Incentive-Based Compensation” means any compensation that is granted, earned, or vested based wholly or in part upon the attainment of a Financial Reporting Measure. Incentive-Based Compensation is deemed “received” for purposes of this Policy in the Company’s fiscal period during which the Financial Reporting Measure specified in the Incentive-Based Compensation award is attained, even if the payment or grant of such Incentive-Based Compensation occurs after the end of that period.
3. Administration. This Policy shall be administered by the Board, the Compensation Committee of the Board (the “Compensation Committee”), the Audit Committee of the Board (the “Audit Committee”) or a special committee comprised of members of the Compensation Committee and Audit Committee. For purposes of this Policy, the body charged with administering this Policy shall be referred to herein as the “Administrator.” The Administrator is authorized to interpret and construe this Policy and to make all determinations necessary, appropriate or advisable for the administration of this Policy, in each case, to the extent permitted under the Listing Standards and in compliance with (or pursuant to an exemption from the application of) Section 409A of the Code. All determinations and decisions made by the Administrator pursuant to the provisions of this Policy shall be final, conclusive and binding on all persons, including the Company, its affiliates, its stockholders and Covered Executive Officers, and need not be uniform with respect to each person covered by this Policy.

In the administration of this Policy, the Administrator is authorized and directed to consult with the full Board or such other committees of the Board as may be necessary or appropriate as to matters within the scope of such other committee’s responsibility and authority. Subject to any limitation at applicable law, the Administrator may authorize and empower any officer or employee of the Company to take any and all actions necessary or appropriate to carry out the purpose and intent of this Policy (other than with respect to any recovery under this Policy involving such officer or employee). Any action or inaction by the Administrator with respect to a Covered Executive Officer under this Policy in no way limits the Administrator’s decision to act or not to act with respect to any other Covered Executive Officer under this Policy or under any similar policy, agreement or arrangement, nor shall any such action or inaction serve as a waiver of any rights the Company may have against any Covered Executive Officer other than as set forth in this Policy.

4. **Application of this Policy.** This Policy applies to all Incentive-Based Compensation received by a person: (a) after beginning service as a Covered Executive Officer; (b) who served as a Covered Executive Officer at any time during the performance period for such Incentive-Based Compensation; (c) while the Company had a listed class of securities on a national securities exchange; and (d) during the Applicable Period. For the avoidance of doubt, Incentive-Based Compensation that is subject to both a Financial Reporting Measure vesting condition and a service-based vesting condition shall be considered received when the relevant Financial Reporting Measure is achieved, even if the Incentive-Based Compensation continues to be subject to the service-based vesting condition.
5. **Recovery Erroneously Awarded Compensation.** In the event of an Accounting Restatement, the Company must recover Erroneously Awarded Compensation reasonably promptly, in amounts determined pursuant to this Policy. The Company's obligation to recover Erroneously Awarded Compensation is not dependent on the filing of restated financial statements. Recovery under this Policy with respect to a Covered Executive Officer shall not require the finding of any misconduct by such Covered Executive Officer or such Covered Executive Officer being found responsible for the accounting error leading to an Accounting Restatement. In the event of an Accounting Restatement, the method for recouping Erroneously Awarded Compensation shall be determined by the Administrator in its sole and absolute discretion, to the extent permitted under the Listing Standards and in compliance with (or pursuant to an exemption from the application of) Section 409A of the Code.

Recovery may include, without limitation, (i) reimbursement of all or a portion of any incentive compensation award, (ii) cancellation of incentive compensation awards and (iii) any other method authorized by applicable law or contract.

***The Company is authorized and directed pursuant to this Policy to recover Erroneously Awarded Compensation in compliance with this Policy unless the Compensation Committee has determined that recovery would be impracticable solely for the following limited reasons, and subject to the following procedural and disclosure requirements:***

- a. The direct expenses paid to a third party to assist in enforcing this Policy would exceed the amount to be recovered. Before reaching such conclusion, the Administrator must make a reasonable attempt to recover such Erroneously Awarded Compensation, document such reasonable attempt(s) to recover, and provide that documentation to Nasdaq;
  - b. Recovery would violate home country law where that law was adopted prior to November 28, 2022. Before reaching such conclusion, the Administrator must obtain an opinion of home country counsel, acceptable to Nasdaq, that recovery would result in such a violation, and must provide such opinion to Nasdaq; or
  - c. Recovery would likely cause an otherwise tax-qualified retirement plan, under which benefits are broadly available to employees of the Company, to fail to meet the requirements of Section 401(a)(13) or Section 411(a) of the Code.
6. **Prohibition on Indemnification and Insurance Reimbursement.** The Company is prohibited from indemnifying any Covered Executive Officer against the loss of any Erroneously Awarded Compensation. Further, the Company is prohibited from paying or reimbursing a Covered Executive Officer for the cost of purchasing insurance to cover any such loss. The Company is also prohibited from entering into any agreement or arrangement whereby this Policy would not apply or fail to be enforced against a Covered Executive Officer.

7. **Required Policy-Related Disclosure and Filings.** The Company shall file all disclosures with respect to this Policy in accordance with the requirements of the federal securities laws, including disclosures required by U.S. Securities and Exchange Commission filings. A copy of this Policy and any amendments hereto shall be posted on the Company's website and filed as an exhibit to the Company's annual report on Form 10-K.
8. **Acknowledgement.** Each Covered Executive Officer shall sign and return to the Company within thirty (30) calendar days following the later of (i) the effective date of this Policy set forth below or (ii) the date such individual becomes a Covered Executive Officer, the Acknowledgement Form attached hereto as Exhibit A, pursuant to which the Covered Executive Officer agrees to be bound by, and to comply with, the terms and conditions of this Policy.
9. **Amendment; Termination.** The Board may amend this Policy from time to time in its sole and absolute discretion and shall amend this Policy as it deems necessary to reflect the Listing Standards or to comply with (or maintain an exemption from the application of) Section 409A of the Code. The Board may terminate this Policy at any time; provided, that the termination of this Policy would not cause the Company to violate any federal securities laws, or rules promulgated by the U.S. Securities and Exchange Commission or the Listing Standards.
10. **Other Recovery Obligations; General Rights.** The Board intends that this Policy shall be applied to the fullest extent of the law. To the extent that the application of this Policy would provide for recovery of Incentive- Based Compensation that the Company already recovered pursuant to Section 304 of the Sarbanes-Oxley Act or other recovery obligations, any such amount recovered from a Covered Executive Officer will be credited to any recovery required under this Policy in respect of such Covered Executive Officer.
11. **Effective Date.** This Policy shall be effective as of November 17, 2023. The terms of this Policy shall apply to any Incentive- Based Compensation that is received by Covered Executive Officers on or after October 2, 2023, even if such Incentive-Based Compensation was approved, awarded or granted to Covered Executive Officers prior to such date.

**This Policy shall not limit the rights of the Company to take any other actions or pursue other remedies that the Company may deem appropriate under the circumstances and under applicable law, in each case, to the extent permitted under the Listing Standards and in compliance with (or pursuant to an exemption from the application of) Section 409A of the Code.**

**This Policy is binding and enforceable against all Covered Executive Officers and their beneficiaries, heirs, executors, administrators or other legal representatives.**



**EXHIBIT A**  
**SUNSHINE BIOPHARMA, INC. CLAWBACK POLICY**  
**ACKNOWLEDGEMENT FORM**

*By signing below, the undersigned acknowledges and confirms that the undersigned has received and reviewed a copy of the Sunshine Biopharma, Inc. (the “Company”) Clawback Policy (the “Policy”).*

*By signing this Acknowledgement Form, the undersigned acknowledges and agrees that the undersigned is and will continue to be subject to the Policy and that the Policy will apply both during and after the undersigned’s employment or service with the Company. Further, by signing below, the undersigned agrees to abide by the terms of the Policy, including, without limitation, by returning any Erroneously Awarded Compensation (as defined in the Policy) to the Company to the extent required by, and in a manner consistent with, the Policy.*

**EXECUTIVE OFFICER**

**Signature**

**Print Name**

**Date**

**5**

---

## **DISCLAIMER**

THE INFORMATION CONTAINED IN THE REFINITIV CORPORATE DISCLOSURES DELTA REPORT™ IS A COMPARISON OF TWO FINANCIALS PERIODIC REPORTS. THERE MAY BE MATERIAL ERRORS, OMISSIONS, OR INACCURACIES IN THE REPORT INCLUDING THE TEXT AND THE COMPARISON DATA AND TABLES. IN NO WAY DOES REFINITIV OR THE APPLICABLE COMPANY ASSUME ANY RESPONSIBILITY FOR ANY INVESTMENT OR OTHER DECISIONS MADE BASED UPON THE INFORMATION PROVIDED IN THIS REPORT. USERS ARE ADVISED TO REVIEW THE APPLICABLE COMPANY'S ACTUAL SEC FILINGS BEFORE MAKING ANY INVESTMENT OR OTHER DECISIONS.

©2024, Refinitiv. All rights reserved. Patents Pending.