

REFINITIV

DELTA REPORT

10-K

META - META PLATFORMS, INC.
10-K - DECEMBER 31, 2024 COMPARED TO 10-K - DECEMBER 31, 2023

The following comparison report has been automatically generated

TOTAL DELTAS	3825
CHANGES	409
DELETIONS	1709
ADDITIONS	1707


UNITED STATES
SECURITIES AND EXCHANGE COMMISSION
Washington, D.C. 20549

FORM 10-K

(Mark One)

☒ ANNUAL REPORT PURSUANT TO SECTION 13 OR 15(d) OF THE SECURITIES EXCHANGE ACT OF 1934
For the fiscal year ended **December 31, 2023** **December 31, 2024**
or

☐ TRANSITION REPORT PURSUANT TO SECTION 13 OR 15(d) OF THE SECURITIES EXCHANGE ACT OF 1934
For the transition period from to
Commission File Number: 001-35551

 Meta Logo.jpg

Meta Platforms, Inc.
(Exact name of registrant as specified in its charter)

Delaware
(State or other jurisdiction of incorporation or organization)

20-1665019
(I.R.S. Employer Identification Number)

1 Meta Way, Menlo Park, California 94025
(Address of principal executive offices and Zip Code)
(650) 543-4800
(Registrant's telephone number, including area code)

Securities registered pursuant to Section 12(b) of the Act:

Title of each class	Trading symbol(s)	Name of each exchange on which registered
Class A Common Stock, \$0.000006 par value	META	The Nasdaq Stock Market LLC

Securities registered pursuant to Section 12(g) of the Act: None

Indicate by check mark if the registrant is a well-known seasoned issuer, as defined in Rule 405 of the Securities Act. Yes ☒ No ☐

Indicate by check mark if the registrant is not required to file reports pursuant to Section 13 or Section 15(d) of the Act. Yes ☐ No ☒

Indicate by check mark whether the registrant (1) has filed all reports required to be filed by Section 13 or 15(d) of the Securities Exchange Act of 1934 (Exchange Act) during the preceding 12 months (or for such shorter period that the registrant was required to file such reports), and (2) has been subject to such filing requirements for the past 90 days. Yes ☒ No ☐

Indicate by check mark whether the registrant has submitted electronically every Interactive Data File required to be submitted pursuant to Rule 405 of Regulation S-T (§ 232.405 of this chapter) during the preceding 12 months (or for such shorter period that the registrant was required to submit such files). Yes ☒ No ☐

Indicate by check mark whether the registrant is a large accelerated filer, an accelerated filer, a non-accelerated filer, a smaller reporting company, or an emerging growth company. See the definitions of "large accelerated filer," "accelerated filer," "smaller reporting company," and "emerging growth company" in Rule 12b-2 of the Exchange Act.

Large accelerated filer	<input checked="" type="checkbox"/>	Accelerated filer	<input type="checkbox"/>
Non-accelerated filer	<input type="checkbox"/>	Smaller reporting company	<input type="checkbox"/>
		Emerging growth company	<input type="checkbox"/>

If an emerging growth company, indicate by check mark if the registrant has elected not to use the extended transition period for complying with any new or revised financial accounting standards provided pursuant to Section 13(a) of the Exchange Act. ☐

Indicate by check mark whether the registrant has filed a report on and attestation to its management's assessment of the effectiveness of its internal control over financial reporting under Section 404(b) of the Sarbanes-Oxley Act (15 U.S.C. 7262(b)) by the registered public accounting firm that prepared or issued its audit report. ☒

If securities are registered pursuant to Section 12(b) of the Act, indicate by check mark whether the financial statements of the registrant included in the filing reflect the correction of an error to previously issued financial statements. ☐

Indicate by check mark whether any of those error corrections are restatements that required a recovery analysis of incentive-based compensation received by any of the registrant's executive officers during the relevant recovery period pursuant to §240.10D-1(b). ☐

Indicate by check mark whether the registrant is a shell company (as defined in Rule 12b-2 of the Exchange Act). Yes ☐ No ☒

The aggregate market value of the voting and non-voting stock held by non-affiliates of the registrant as of **June 30, 2023** **June 30, 2024**, the last business day of the registrant's most recently completed second fiscal quarter, was **\$637** **\$1,103** billion based upon the closing price reported for such date on the Nasdaq Global Select Market. On **January 26, 2024** **January 24, 2025**, the registrant had **2,200,048,907** **2,189,898,148** shares of Class A common stock and **349,356,199** **343,761,117** shares of Class B common stock outstanding.

DOCUMENTS INCORPORATED BY REFERENCE

Portions of the registrant's Proxy Statement for the **2024** **2025** Annual Meeting of Stockholders are incorporated herein by reference in Part III of this Annual Report on Form 10-K to the extent stated herein. Such proxy statement will be filed with the Securities and Exchange Commission within 120 days of the registrant's fiscal year ended **December 31, 2023** **December 31, 2024**.

Meta Platforms, Inc.
Form 10-K

TABLE OF CONTENTS

	Page
Note About Forward-Looking Statements	3
Limitations of Key Metrics and Other Data	4
 PART I	
Item 1. Business	76
Item 1A. Risk Factors	1514
Item 1B. Unresolved Staff Comments	5149
Item 1C. Cybersecurity	5149
Item 2. Properties	5250
Item 3. Legal Proceedings	5251
Item 4. Mine Safety Disclosures	56
 PART II	
Item 5. Market for Registrant's Common Equity, Related Stockholder Matters and Issuer Purchases of Equity Securities	57
Item 6. [Reserved]	58
Item 7. Management's Discussion and Analysis of Financial Condition and Results of Operations	59
Item 7A. Quantitative and Qualitative Disclosures About Market Risk	8279
Item 8. Financial Statements and Supplementary Data	8481
Item 9. Changes in and Disagreements with Accountants on Accounting and Financial Disclosure	126123
Item 9A. Controls and Procedures	126123
Item 9B. Other Information	126123
Item 9C. Disclosure Regarding Foreign Jurisdictions that Prevent Inspections	126124
 PART III	
Item 10. Directors, Executive Officers and Corporate Governance	127124
Item 11. Executive Compensation	127124
Item 12. Security Ownership of Certain Beneficial Owners and Management and Related Stockholder Matters	127124
Item 13. Certain Relationships and Related Transactions, and Director Independence	127124
Item 14. Principal Accountant Fees and Services	127124
 PART IV	
Item 15. Exhibit and Financial Statement Schedules	128125
Item 16. Form 10-K Summary	130127
Signatures	131128

NOTE ABOUT FORWARD-LOOKING STATEMENTS

This Annual Report on Form 10-K contains forward-looking statements. All statements contained in this Annual Report on Form 10-K other than statements of historical fact, including statements regarding our future results of operations and financial position, our business strategy and plans, and our objectives for future operations, are forward-looking statements. The words "believe," "may," "will," "estimate," "continue," "anticipate," "intend," "expect," and similar expressions are intended to identify forward-looking statements. We have based these forward-looking statements largely on our current expectations and projections about future events and trends that we believe may affect our financial condition, results of operations, business strategy, short-term and long-term business operations and objectives, and financial needs. These forward-looking statements are subject to a number of risks, uncertainties and assumptions, including those described in Part I, Item 1A, "Risk Factors" in this Annual Report on Form 10-K. Moreover, we operate in a very

competitive and rapidly changing environment. New risks emerge from time to time. It is not possible for our management to predict all risks, nor can we assess the impact of all factors on our business or the extent to which any factor, or combination of factors, may cause actual results to differ materially from those contained in any forward-looking statements we may make. In light of these risks, uncertainties and assumptions, the future events and trends discussed in this Annual Report on Form 10-K may not occur and actual results could differ materially and adversely from those anticipated or implied in the forward-looking statements.

We undertake no obligation to revise or publicly release the results of any revision to these forward-looking statements, except as required by law. Given these risks and uncertainties, readers are cautioned not to place undue reliance on such forward-looking statements.

Unless expressly indicated or the context requires otherwise, the terms "Meta," "company," "we," "us," and "our" in this document refer to Meta Platforms, Inc., a Delaware corporation, and, where appropriate, its subsidiaries. The term "Family" refers to our Facebook, Instagram, Messenger, and WhatsApp products. For references to accessing Meta's products on the "web" or via a "website," such terms refer to accessing such products on personal computers. For references to accessing Meta's products on "mobile," such term refers to accessing such products via a mobile application or via a mobile-optimized version of our websites such as m.facebook.com, whether on a mobile phone or tablet.

[Table of Contents](#)

LIMITATIONS OF KEY METRICS AND OTHER DATA

Family Metrics

The numbers for our key metrics are calculated using internal company data based on the activity of user accounts. We report our estimates of the numbers of our daily active people (DAP), monthly active people (MAP), and average revenue per person (ARPP) (collectively, our "Family metrics") based on the activity of users who visited at least one of Facebook, Instagram, Messenger, and WhatsApp (collectively, our "Family" of products) during the applicable period of measurement. We have historically reported the numbers of our daily active users (DAUs), monthly active users (MAUs), and average revenue per user (ARPU) (collectively, our "Facebook metrics") based on user activity only on Facebook and Messenger and not on our other products. We believe our Family metrics better reflect the size of our community and the fact that many people are using more than one of our products. Beginning with our Quarterly Report on Form 10-Q to be filed for the first quarter of 2024, we will no longer report DAUs, MAUs, ARPU, and MAP in our periodic reports filed with the Securities and Exchange Commission, but will continue reporting DAP and ARPP (calculated based on DAP).

While these numbers are based on what we believe to be reasonable estimates of our user base for the applicable period of measurement, there are inherent challenges in measuring usage of our products across large online and mobile populations around the world. The methodologies used to measure these metrics require significant judgment and are also susceptible to algorithm or other technical errors. In addition, we are continually seeking to improve our estimates of our user base, and such estimates may change due to improvements or changes in our methodology. We regularly review our processes for calculating these metrics, and from time to time we discover inaccuracies in our metrics or make adjustments to improve their accuracy, which can result in adjustments to our historical metrics. Our ability to recalculate our historical metrics may be impacted by data limitations or other factors that require us to apply different methodologies for such adjustments. We generally do not intend to update previously disclosed Family metrics for any such inaccuracies or adjustments that are within the error margins disclosed below.

In addition, our Family metrics and Facebook metrics estimates will differ from estimates published by third parties due to differences in methodology or other factors such as data limitations or other challenges in measuring large online and mobile populations. For example, our Family metrics estimates methodologies include measurements of our user base that have in some instances exceeded estimates of addressable online and mobile populations that are based on data published by third parties.

Family Metrics

Many people in our community have user accounts on more than one of our products, and some people have multiple user accounts within an individual product. Accordingly, for our Family metrics, we do not seek to count the total number of user accounts across our products because we believe that would not reflect the actual size of our community. Rather, our Family metrics represent our estimates of the number of unique people using at least one of Facebook, Instagram, Messenger, and WhatsApp. We do not require people to use a common identifier or link their accounts to use multiple products in our Family, and therefore must seek to attribute multiple user accounts within and across products to individual people. To calculate these metrics, we rely upon complex techniques, algorithms and machine learning models that seek to count the individual people behind user accounts, including by matching multiple user accounts within an individual product and across multiple products when we believe they are attributable to a single person, and counting such group of accounts as one person. These techniques and models require significant judgment, are subject to data and other limitations discussed below, and inherently are subject to statistical variances and uncertainties. We estimate the potential error in our Family metrics primarily based on user survey data as described further below, which itself is subject to error as well. While we expect the error margin for our Family metrics to vary from period to period, we estimate that such margin generally will be approximately 3% of our worldwide MAP, DAP. At our scale, it is very difficult to attribute multiple user accounts within and across products to individual people, and it is possible that the actual numbers of unique people using our products may vary significantly from our estimates, potentially beyond our estimated error margins. As a result, it is also possible that our Family metrics may indicate changes or trends in user numbers that do not match actual changes or trends.

To calculate our estimates of Family DAP, and MAP, we currently use a series of machine learning models that are developed based on internal reviews of limited samples of user accounts and calibrated against user survey data. We apply significant judgment in designing these models and calculating these estimates. For example, to match user accounts within individual products and across multiple products, we use data signals such as similar device information, IP addresses, and user names. We also calibrate our models against data from periodic user surveys of varying sizes and frequency across our products, which survey questions are based on monthly usage, and which are inherently subject to error. The timing and results of such user surveys have in the past contributed, and may in the future contribute, to changes in our reported Family metrics from period to period. In addition, our data limitations may affect our understanding of certain details of our business and increase the risk of error for our Family metrics estimates.

[Table of Contents](#)

Our techniques and models rely on a variety of data signals from different products, and we rely on more limited data signals for some products compared to others. For example, as a result of limited visibility into encrypted products, we have fewer data signals from WhatsApp user accounts and primarily rely on phone numbers and device information to match WhatsApp user accounts with accounts on our other products. Any loss of access to data signals we use in our process for calculating Family metrics, whether as a result of our own product decisions, actions by third-party browser or mobile platforms, regulatory or legislative requirements, or other factors, also may impact the stability or accuracy

[Table of Contents](#)

of our reported Family metrics, as well as our ability to report these metrics at all. Our estimates of Family metrics also may change as our methodologies evolve, including through the application of new data signals or technologies, product changes, or other improvements in our user surveys, algorithms, or machine learning that may improve our ability to match accounts within and across our products or otherwise evaluate the broad population of our users. In addition, such evolution may allow us to identify previously undetected violating accounts (as defined below).

We regularly evaluate our Family metrics to estimate the percentage of our **MAP DAP** consisting solely of "violating" accounts. We define "violating" accounts as accounts which we believe are intended to be used for purposes that violate our terms of service, including bots and spam. In the fourth quarter of **2023, 2024**, we estimated that **approximately less than 3%** of our worldwide **MAP DAP** consisted solely of violating accounts. Such estimation is based on an internal review of a limited sample of accounts, and we apply significant judgment in making this determination. For example, we look for account information and behaviors associated with Facebook and Instagram accounts that appear to be inauthentic to the reviewers, but we have limited visibility into WhatsApp user activity due to encryption. In addition, if we believe an individual person has one or more violating accounts, we do not include such person in our violating accounts estimation as long as we believe they have one account that does not constitute a violating account. From time to time, we disable certain user accounts, make product changes, or take other actions to reduce the number of violating accounts among our users, which may also reduce our **DAP and MAP** estimates in a particular period. **We intend to continue to disclose our estimates of the percentage of our DAP consisting solely of violating accounts on an annual basis in our Annual Report on Form 10-K.** Violating accounts are very difficult to measure at our scale, and it is possible that the actual number of violating accounts may vary significantly from our estimates.

The numbers of Family DAP and MAP discussed in this Annual Report on Form 10-K, as well as ARPP, do not include users on our other products, unless they would otherwise qualify as DAP or MAP, respectively, based on their other activities on our Family products.

Facebook Metrics

We regularly evaluate our Facebook metrics to estimate the number of "duplicate" and "false" accounts among our MAUs. A duplicate account is one that a user maintains in addition to his or her principal account. We divide "false" accounts into two categories: (1) user-misclassified accounts, where users have created personal profiles for a business, organization, or non-human entity such as a pet (such entities are permitted on Facebook using a Page rather than a personal profile under our terms of service); and (2) violating accounts, which represent user profiles that we believe are intended to be used for purposes that violate our terms of service, such as bots and spam. The estimates of duplicate and false accounts are based on an internal review of a limited sample of accounts, and we apply significant judgment in making this determination. For example, to identify duplicate accounts we use data signals such as identical IP addresses and similar user names, and to identify false accounts we look for names that appear to be fake or other behavior that appears inauthentic to the reviewers. Any loss of access to data signals we use in this process, whether as a result of our own product decisions, actions by third-party browser or mobile platforms, regulatory or legislative requirements, or other factors, also may impact the stability or accuracy of our estimates of duplicate and false accounts. Our estimates also may change as our methodologies evolve, including through the application of new data signals or technologies or product changes that may allow us to identify previously undetected duplicate or false accounts and may improve our ability to evaluate a broader population of our users. Duplicate and false accounts are very difficult to measure at our scale, and it is possible that the actual number of duplicate and false accounts may vary significantly from our estimates.

In the fourth quarter of 2023, we estimated that duplicate accounts may have represented approximately 10% of our worldwide MAUs. We believe the percentage of duplicate accounts is meaningfully higher in developing markets such as the Philippines and Vietnam, as compared to more developed markets. In the fourth quarter of 2023, we estimated that false accounts may have represented approximately 4% of our worldwide MAUs. Our estimation of false accounts can vary as a result of episodic spikes in the creation of such accounts, which we have seen originate more frequently in specific countries such as Indonesia, Vietnam, and Nigeria. From time to time, we disable certain user accounts, make product changes, or take other actions to reduce the number of duplicate or false accounts among our users, which may also reduce our DAU and MAU estimates in a particular period.

[Table of Contents](#)

The numbers of DAUs and MAUs discussed in this Annual Report on Form 10-K, as well as ARPU, do not include users on Instagram, WhatsApp, or our other products, unless they would otherwise qualify as DAUs or MAUs, respectively, based on their other activities on Facebook.

User Geography

Our estimates for revenue by user location, as well as year-over-year percentage changes in ad impressions delivered and the average price per ad by user location, are also **affected by data limitations and other challenges in measuring user geography.** Our data regarding the geographic location of our users is estimated based on a number of factors, such as the user's IP address and self-disclosed location. These factors may not always accurately reflect the user's actual location. For example, a user may appear to be accessing **Facebook our products** from the location of the proxy server that the user connects to rather than from the user's actual location. The methodologies used to measure our metrics are also susceptible to algorithm or other technical **errors**, and our estimates for revenue by user location and revenue by user device are also affected by these **factors, errors.**

[Table of Contents](#)

PART I

Item 1. Business

Overview

Our mission is to **give people build the power to build community future of human connection and bring the world closer together. technology that makes it possible.**

All of our products, including our apps, share the vision of helping to bring the metaverse to life. We build technology that helps people connect and share, find **and build** communities, and grow businesses. Our products enable people to connect and share with friends and family through mobile devices, personal computers, virtual reality (VR) and mixed reality (MR) headsets, **augmented reality (AR)**, and wearables. We also help people discover and learn about what is going on in the world around them, enable people to share their experiences, ideas, photos, **and** videos, and other **activities content** with audiences ranging from their closest family members and friends to the public at large, and stay connected everywhere by accessing our products. Meta is moving our offerings beyond 2D screens toward immersive experiences like augmented, **mixed**, and virtual reality to help build the **metaverse, which we believe is the next evolution in social technology. computing platform.** Our vision **for the metaverse** does not center on any single product, but rather an entire ecosystem of experiences, devices, and new technologies. While the metaverse is in the very early stages of its development, we believe it will become the next computing platform and the future of social interaction.

Across our work, we are innovating in artificial intelligence (AI) technologies to build new experiences that help make our platform more social, useful, and immersive. **Our AI investments support initiatives across our products and services, helping power the systems that rank content in our apps, our discovery engine that recommends relevant content, the tools advertisers use to reach customers, the development of new generative AI experiences, and the tools that make our product development more efficient and productive.** For example, Meta AI is an assistant that's available across our apps, on Ray-Ban Meta AI glasses and on the web. It's designed to help people learn, get things done, create content, and connect with others to make the most of every moment.

We report financial results for two segments: Family of Apps (FoA) and Reality Labs (RL). Currently, we generate substantially all of our revenue from selling advertising placements on our family of apps to marketers, which is reflected in FoA. Ads on our platform enable marketers to reach people across a range of marketing objectives, such as generating leads or driving awareness. Marketers purchase ads that can appear in multiple places including on Facebook, Instagram, Messenger, and third-party applications and websites. RL generates revenue from sales of consumer hardware products, software, and content.

We invest in our business based on our company priorities. In **2024, 2025**, we intend to focus on **six several** key investment areas: **generative AI, our discovery engine, the metaverse our discovery engine, and wearables, Threads,** monetization of our products and services, **regulatory readiness, platform integrity and enhancing developer efficiency to build, iterate, community support, and optimize products quickly.** Our AI investments support initiatives across our products and services, helping power the systems that rank content in our apps, our discovery engine that recommends relevant content, the tools advertisers use to reach customers, the development of new generative AI experiences, and the tools that make our product development more efficient and productive. **infrastructure capacity.**

The majority of our investments are directed toward developing our family of apps. In **2023, 80% 2024, 79%** of our total costs and expenses were recognized in FoA and **20% 21%** were recognized in RL. Our FoA investments were **\$70.13 \$75.25** billion in **2023 2024** and include expenses relating to headcount, data centers and technical infrastructure as part of our efforts to develop our apps and our advertising services. We are also making significant investments in our metaverse **efforts, including and wearables efforts. This includes** developing virtual, **mixed**, and augmented reality devices, software for social platforms, neural interfaces, and other foundational technologies. Our total RL investments were **\$18.02 billion \$19.88 billion** in **2023 2024** and include expenses relating to headcount and technology development across these efforts. These are fundamentally new technologies that we expect will evolve as the **metaverse ecosystem next computing platform** develops, and many products **for the metaverse** may only be fully realized in the next decade. Although it is inherently difficult to predict when and how the **metaverse ecosystem next computing platform** will develop, we expect our RL segment to continue to operate at a loss for the foreseeable future, and our ability to support our **metaverse efforts to build the next computing platform** is dependent on generating sufficient profits from other areas of our business. We expect this will be a complex, evolving, and long-term initiative. We are investing now because we believe this is the next chapter of the internet and will unlock monetization opportunities for businesses, developers, and creators, including around advertising, hardware, and digital goods.

[Table of Contents](#)

Family of Apps Products

- **Facebook.** Facebook helps give people the power to build community and bring the world closer together. It's a place for people to share life's moments and discuss what's happening, nurture and build relationships, discover and connect to **people with shared** interests, and create economic opportunity. They can do this through Feed, Reels, Stories, Groups, Marketplace, and more.

[Table of Contents](#)

- **Instagram.** Instagram brings people closer to the people and things they love. Instagram Feed, Stories, Reels, Live, and messaging are places where people and creators can connect and express themselves through photos, video, and private messaging, and discover and shop from their favorite businesses.
- **Messenger.** Messenger is a simple yet powerful messaging application for people to connect with friends, family, communities, and businesses across platforms and devices through text, audio, and video calls.

- **Threads.** Threads is an application for text-based updates and public conversations, where communities come together to discuss topics of interest. People can connect directly with their favorite creators and others who love the same things or build a loyal following of their own to share their ideas, opinions, and creativity with the world.
- **WhatsApp.** WhatsApp is a simple, reliable, and secure messaging application that is used by people and businesses around the world to communicate and transact in a private way. Within WhatsApp we launched WhatsApp Channels, a one-to-many broadcast service designed to help people follow information from people and organizations that are important to them.

Reality Labs Products

Many of our **metaverse Reality Labs** investments are directed toward long-term, **cutting-edge** research and development for products that are not on the market today and may only be fully realized in the next decade. This includes exploring new technologies such as neural interfaces using electromyography, which lets people control their devices using neuromuscular signals, as well as innovations in AI and hardware to help build next-generation interfaces. In the near term, we are continuing to develop early metaverse **and wearables products and** experiences **through Reality Labs products** that help people feel connected, anytime, anywhere.

Our metaverse efforts include our VR, MR, and social platform initiatives. Our current product offerings in VR include our Meta Quest devices, as well as software and content available through the Meta **Quest Horizon** Store, which enable a range of social experiences that allow people to defy physical distance while engaging in gaming, fitness, entertainment, and more. **For example, Meta Horizon Worlds is a social platform where people can interact with friends, meet new people, play games, and attend virtual events.**

To drive greater adoption and acceptance of VR we have **also** introduced MR capabilities, which allow users to experience the immersion and presence of VR while still being grounded in the physical world, through our Meta Quest **Pro and Meta Quest 3** devices.

Our wearables efforts include our AR initiatives. We have continued to advance our **augmented reality (AR)** roadmap to include **additional AI-enabled** offerings such as the Ray-Ban Meta **smart AI** glasses, which feature Meta AI, our advanced conversational assistant, as well as **offer the ability to livestream video and let people stay more present through other features such as hands-free interaction.** **We As we continue our long-term efforts to bring AR glasses to market, in 2024 we also offer Meta Spark, unveiled our Orion prototype, a platform pair of true AR glasses that allows creators overlay content on top of the physical world. It does this with an industry-leading field of view and businesses to build AR experiences that bring the digital and physical worlds together in our apps. glasses form factor for comfortable wear.**

In general, while all of these investments are part of our long-term initiative to help build the **metaverse, next computing platform**, our **VR and social platform metaverse** efforts also include notable shorter-term projects developing specific products and services to go to market, whereas our **AR wearables** efforts are primarily directed toward longer-term research and development projects. For example, in **2024, 2025**, we expect to spend approximately 50% of our Reality Labs operating expenses on our **AR wearables** initiatives, **approximately 40% and the remaining 50% on our VR (including MR) initiatives, and approximately 10% on social platforms and other metaverse** initiatives. We apply significant judgment in estimating this expense breakdown as there are certain shared costs across product lines, and our expectations are subject to change, including as the **metaverse ecosystem next computing platform** and our business strategies evolve. In particular, we regularly evaluate our product roadmaps and make significant changes as our understanding of the technological challenges and market landscape and our product ideas and designs evolve.

[Table of Contents](#)

Competition

Our business is characterized by innovation, rapid change, and disruptive technologies. We compete with companies providing connection, sharing, discovery, and communication products and services to users online, as well as companies that sell advertising to businesses looking to reach consumers and/or develop tools and systems for managing and optimizing advertising campaigns. We face significant competition in every aspect of our business, including, but not limited to, companies that facilitate the ability of users to create, share, communicate, and discover content and information online or

[Table of Contents](#)

enable marketers to reach their existing or prospective audiences. We compete to attract, engage, and retain people who use our products, to attract and retain businesses that use our free or paid business and advertising services, and to attract and retain developers who build compelling applications that integrate with our products. We also compete with companies that develop and deliver consumer hardware and **virtual augmented, mixed, and augmented virtual** reality products and services. We also expect to face additional competition as we introduce or acquire new products, as our existing products evolve, or as other companies introduce new products and services, including as part of efforts to **develop the metaverse or** innovate through the development and application of **AI and other new technologies such as AI, well as efforts to develop the metaverse.**

Technology

Our product development philosophy centers on continuous innovation in creating and improving products that are social by design, which means that our products are designed to place people and their social interactions at the core of the product experience. As our user base grows, as engagement with products like video, VR, and MR increases, and as we deepen our investment in new technologies, our computing needs continue to expand. We have designed and built our own data centers and key portions of our technical infrastructure, and a substantial portion of our technical infrastructure is also provided by third parties. Our ability to provide and continue to innovate our products and services depends on the continued availability of components, power, and network capacity.

We make significant investments in technology both to improve our existing products and services and to develop new ones, as well as for our marketers and developers. We are also investing in protecting the security, privacy, and integrity of our platform by investing in both people and technology to strengthen our systems against abuse. Across all of

these efforts, we are making significant investments in AI initiatives, including generative AI, to, among other things, recommend relevant content across our products through our AI-powered discovery engine, enhance our advertising tools and improve our ad delivery, targeting, and measurement capabilities, and to develop new products as well as new features for existing products.

We also believe in the power of open source innovation and have released our Llama models, consisting of state-of-the-art foundation models that are available for researchers and developers to use and build upon. By making our Llama models openly available, we aim to accelerate AI research and development, improve our own products, and to foster collaboration and innovation within the broader tech community.

Sales and Operations

The majority of our marketers use our self-service ad platform to launch and manage their advertising campaigns. We also have a global sales force that is focused on attracting and retaining advertisers and providing support to them throughout the stages of the marketing cycle from pre-purchase decision-making to real-time optimizations to post-campaign analytics. We work directly with these advertisers, as well as through advertising agencies and resellers. We operate offices in approximately more than 90 cities around the globe, the majority of which have a sales presence. We also invest in and rely on self-service tools to provide direct customer support to our users and partners.

For our RL products, our sales and operations efforts utilize third-party sales channels such as retailers, resellers, and our direct-to-consumer channel, Meta.com. These efforts are focused on driving consumer and enterprise sales and adoption of our Meta Quest portfolio of products and Ray-Ban Meta smart AI glasses.

Marketing

Historically, our communities have generally grown organically with people inviting their friends to connect with them, supported by internal efforts to stimulate awareness and interest. In addition, we have invested and will continue to invest in marketing our products and services to grow our brand and help build community around the world.

[Table of Contents](#)

Intellectual Property

To establish and protect our proprietary rights, we rely on a combination of patents, trademarks, copyrights, trade secrets, including know-how, license agreements, confidentiality procedures, non-disclosure agreements with third parties, employee disclosure and invention assignment agreements, and other contractual rights. In addition, to further protect our proprietary rights, from time to time we have purchased patents and patent applications from third parties. We do not believe that our proprietary technology is dependent on any single patent or copyright or groups of related patents or copyrights. We believe the duration of our patents is adequate relative to the expected lives of our products.

[Table of Contents](#)

Government Regulation

We are subject to a variety of laws and regulations in the United States and abroad that involve matters central to our business, many of which are still evolving and being tested in courts, and could be interpreted in ways that could harm our business. These laws and regulations involve matters including privacy, data use, data combination, data protection and personal information, the provision of our services to younger users, biometrics, encryption, rights of publicity, content, integrity, intellectual property, advertising, marketing, distribution, data security, data retention and deletion, data localization and storage, data disclosure, AI and machine learning, electronic contracts and other communications, competition, protection of minors, consumer protection, civil rights, accessibility, telecommunications, product liability, e-commerce, taxation, economic or other trade controls including sanctions, anti-corruption and political law compliance, securities law compliance, and online payment services. Foreign data protection, privacy, content, competition, consumer protection, The introduction of new products, expansion of our activities in certain jurisdictions, or other actions that we may take may subject us to additional laws, regulations, or other government scrutiny. In addition, these U.S. and other foreign laws and regulations can may impose different obligations or be more restrictive than those in the United States, from each other and create the potential for significant fines to be imposed.

These U.S. federal and state, EU, and other international laws and regulations, which in some cases can be enforced by private parties in addition to government entities, are constantly evolving and can be subject to significant change. As a result, the application, interpretation, and enforcement of these laws and regulations are often uncertain, particularly in the new and rapidly evolving industry in which we operate, and may be interpreted and applied inconsistently from jurisdiction to jurisdiction and inconsistently with our current policies and practices. For example, regulatory or legislative actions or litigation concerning the manner in which we display content to our users, moderate content, provide our services to younger users, or are able to use data in various ways, including for advertising, or otherwise relating to content that is made available on our products, have in the past and could in the future adversely affect user growth and engagement, affect the manner in which we provide our services, or adversely affect our financial results, including by imposing significant fines that increasingly may be calculated based on global revenue. In the United States, in 2023, the U.S. Supreme Court heard oral argument in a matter in which the scope of the protections available to online platforms under Section 230 of the Communications Decency Act (Section 230) was at issue, but it ultimately declined to address Section 230 in its decision. In addition, there have been, and continue to be, various other litigation concerning, and state and federal legislative and executive efforts to remove or restrict, the scope of the protections available to online platforms under Section 230, and any such changes may increase our costs or require significant changes to our products, business practices, or operations, which could adversely affect our business and financial results.

We are also subject to evolving laws and regulations that dictate whether, how, and under what circumstances we can transfer, process or receive certain data that is critical to our operations, including data shared between countries or regions in which we operate and data shared among our products and services. If we are unable to transfer data between and among countries and regions in which we operate, or if we are restricted from sharing data among our products and services, it could affect our ability to provide our services, the manner in which we provide our services or our ability to target ads, which could adversely affect our financial results. For example, in 2016, the Privacy

Shield, European Union and United States agreed to a transfer framework we relied upon for data transferred from the European Union to the United States, called the Privacy Shield, but the Privacy Shield was invalidated in July 2020 by the Court of Justice of the European Union (CJEU). In addition, the other bases upon which Meta relies to transfer such data, such as Standard Contractual Clauses (SCCs), have been subjected to regulatory and judicial scrutiny. For example, although the CJEU upheld considered the validity of SCCs as a basis to transfer user data from the European Union to the United States following a challenge brought by the Irish Data Protection Commission (IDPC). Although the CJEU upheld the validity of SCCs in July 2020, on May 12, 2023, the Irish Data Protection Committee (IDPC) IDPC issued a Final Decision concluding that Meta Platforms Ireland's reliance on SCCs in respect of certain transfers of European Economic Area (EEA) Facebook user data was not in compliance with the European General Data Protection Regulation (GDPR). The IDPC issued an administrative fine of EUR €1.2 billion €1.2 billion as well as corrective orders requiring Meta Platforms Ireland to suspend the relevant transfers and to bring its processing operations into compliance with Chapter V GDPR by ceasing the unlawful processing, including storage,

[Table of Contents](#)

of such data in the United States. We are appealing this decision Final Decision and the corrective orders are it is currently subject to an interim stay from the Irish High Court. Separately, on March 25, 2022, the European Union and United States announced that they had reached an agreement in principle on a new EU-U.S. Data Privacy Framework (EU-U.S. DPF). On October 7, 2022, President Biden signed the Executive Order on Enhancing Safeguards for United States Signals Intelligence Activities (E.O.), and on June 30, 2023, the European Union and the three additional countries making up the EEA were designated by the United States Attorney General as a "qualifying state" under Section 3(f) of the E.O. On July 10, 2023, the European Commission adopted an adequacy decision in relation to the United States. The adequacy decision concludes that the United States ensures an adequate level of protection for personal data transferred from the European Union to organizations in the United States that are included in the "Data Privacy Framework List," maintained and made publicly available by the United States Department of Commerce pursuant to the EU-U.S. DPF. The implementation of the EU-U.S. DPF and the adequacy decision are important and welcome milestones, and we are implementing have implemented steps to comply with the above corrective orders following engagement with the IDPC. If we are required to take additional steps to comply with the corrective orders, this could increase the cost and complexity of delivering our products and services in Europe. Furthermore, the The EU-U.S. DPF replaces

[Table of Contents](#)

two prior adequacy frameworks which were invalidated by the CJEU. A further invalidation of the EU-U.S. DPF by the CJEU could create considerable uncertainty and lead to us being unable to offer a number of our most significant products and services, including Facebook and Instagram, in Europe, which would materially and adversely affect our business, financial condition, and results of operations.

We have been subject to other significant legislative and regulatory developments, which together with proposed or new legislation and regulations could significantly affect our business in the future. For example, we have implemented a number of product changes and controls as a result of requirements under the GDPR, and may implement additional changes in the future. The GDPR also requires submission of personal data breach notifications to our lead European Union privacy regulator, the IDPC, and includes significant penalties for non-compliance with the notification obligation as well as other requirements of the regulation. The interpretation of the GDPR is still evolving, including through decisions of the CJEU, and draft decisions in investigations by the IDPC are subject to review by other European privacy regulators as part of the GDPR's consistency mechanism, which may lead to significant changes in the final outcome of such investigations. We also face potential enforcement from European privacy regulators other than the IDPC, including where those regulators consider they must act urgently or where they believe their concerns relate only to data processing undertaken in their individual jurisdiction. As a result, the interpretation and enforcement of the GDPR, as well as the imposition and amount of penalties for non-compliance, are subject to significant uncertainty, and as it evolves, could potentially have a negative impact on our business and/or our operations. In addition, Brazil, the United Kingdom, and other countries have enacted similar data protection regulations imposing data privacy-related requirements on products and services offered to users in their respective jurisdictions. The California Consumer Privacy Act, as amended by the California Privacy Rights Act and similar laws recently enacted by other states (CCPA), also establish establishes certain transparency rules and create creates certain data privacy rights for users, users, including limitations on our use of certain sensitive personal information and more ability for users to control the purposes for which their data is shared with third parties. Other states have proposed or enacted similar comprehensive privacy laws that afford users with similar data privacy rights and controls. These laws and regulations are evolving and subject to interpretation, and resulting limitations on our advertising services, or reductions of advertising by marketers, have to some extent adversely affected, and will continue to adversely affect, our advertising business. Some states have also proposed or enacted laws specifically focused on the privacy rights and controls for users under 18 years old and their parents or guardians. Like comprehensive privacy laws, these laws are evolving and subject to interpretation, and may restrict our ability to offer certain products and services provided to all or certain cohorts of users in those states, adversely affecting our advertising business. In Europe, evolving interpretation of the ePrivacy Directive's requirements regarding the use of cookies and similar technologies may lead to regulators imposing specific measures in the future which could directly impact our use of such technologies. In addition, the European Union's ePrivacy Directive and national implementation laws impose additional limitations on the use of data across messaging products and include significant penalties for non-compliance. Changes to our products or business practices as a result of these or similar developments have adversely affected, and may in the future adversely affect, our advertising business. For example, in response to regulatory developments in Europe, we announced plans to change the legal basis for behavioral advertising on Facebook and Instagram in the EU, EEA, European Union, European Economic Area, and Switzerland from "legitimate interests" to "consent," and in November 2023 we began offering users in the region a "subscription for no ads" alternative. We are continuing to engage engaging with regulators on our new consent model, including regarding compliance with requirements under the GDPR, Digital Markets Act (DMA), and EU consumer laws. For example, in March 2024, the European Commission opened formal proceedings regarding the compliance of our "subscription for no ads" model with requirements under the DMA, and it issued preliminary findings in July 2024, reflecting its preliminary view that our model does not comply with such requirements, and indicated that it will conclude its investigation in March 2025. In addition, the European Data Protection Board has published an opinion on the operation of such models under GDPR and European consumer protection organizations have raised concerns regarding our compliance with consumer protection laws. In response to these developments, in November 2024, we began offering users in the European Union, European Economic Area, and Switzerland who elect to continue using our services free-of-charge, supported by ads, an option to see less personalized ads,

[Table of Contents](#)

which are expected to be less relevant and effective than our premium ad offerings. These or any similar developments in the future may negatively impact our user growth and engagement, revenue, and financial results.

Similarly, there are a number of legislative proposals or recently enacted laws in the European Union, the United States, at both the federal and state level, as well as other jurisdictions that could impose new obligations or limitations in areas affecting our business. For example, the DMA in the European Union imposes new restrictions and requirements on companies like ours, including in areas such as the combination of data across services, mergers and acquisitions, and product design. The DMA also includes significant penalties for non-compliance, and its key requirements will be enforceable against designated gatekeeper companies beginning in as of March 2024. The DMA has caused, and may in the future cause, us to incur significant compliance costs and make changes to our products or business practices. The requirements under the DMA will likely be subject to further interpretation and regulatory engagement. Pending or future proposals to modify competition laws in the United States and other a number of jurisdictions could have similar effects. We are also subject to content-related legislation such as Further, the Digital Services Act (DSA) in the European Union, which started to apply to our business as of August 2023, imposes certain restrictions and requirements for our products and services, and subjects us to increased compliance costs. The DSA also costs, and includes significant penalties for non-compliance. The interpretation and enforcement of the DMA and the DSA, as well as the imposition and amount of penalties for non-compliance, are subject to significant uncertainty. In addition, some countries, such as the UK, India, and Turkey, are considering or have passed legislation implementing data protection requirements, new competition requirements, or requiring local storage and processing of data or similar requirements that could require substantial changes to our products, increase the cost and complexity of delivering our services, cause us to cease the offering of our products and services in certain countries, and/or result in fines or other penalties. New legislation or regulatory decisions that may restrict our ability to collect and use information about minors may or also result in limitations on limit our advertising services or our ability to offer products and services to minors in certain jurisdictions. For example, several U.S. states, including Arkansas, Utah, Texas, California, and Florida, among others, have passed laws restricting our ability to offer services to minors without parental consent or otherwise limiting the services that we can provide to minors. While enforcement of a number of these statutes (or parts of them) has been enjoined as a result of legal challenges to them, it is possible that the decisions to enjoin these statutes may be overturned, the injunctive orders may expire, and certain statutes are coming into effect that may not be subject to injunctions. Should enforcement of one or more of these statutes not be enjoined, we may not be able to comply with certain of these statutes by their respective effective dates. We may face similar challenges in light of recent legislation in Australia which imposes a social media ban for users under 16 years old that is expected to be effective by December 2025, requiring certain social media companies to take reasonable steps to ensure under 16 year olds do not create user accounts. Legislative proposals and evolving interpretation of existing laws in Europe, Asia-Pacific, and other jurisdictions may also subject us to new requirements relating to allegedly fraudulent or illegal activities by third parties on our platform, which could cause us to incur significant compliance costs or make changes to our products or business practices, and could subject us to additional fines and penalties or liability for losses to users or other third parties in such transactions.

We are and expect to continue to be, the subject of investigations, inquiries, data requests, requests for information, actions, and audits by government authorities and regulators in the United States, Europe, and around the world, particularly in the areas of privacy, data use, data combination, and data protection, including with respect to processing of sensitive data, data from third parties, data for advertising purposes, data security, minors, data subject rights, safety, law enforcement, consumer protection, civil rights, content and content moderation, use of our platform for illegal, illicit, or otherwise objectionable activity, competition, AI, and machine learning. We are also currently, and may in the future be, subject to regulatory orders or consent decrees, including the modified consent order we entered into with the U.S. Federal Trade Commission (FTC), which took effect in April 2020 and,

[Table of Contents](#)

among other things, required us to significantly enhance our practices and processes for privacy compliance and oversight. The FTC also continues to monitor us and our compliance with the modified consent order and initiated an administrative proceeding against us, which we are challenging at the agency and in federal court, that alleges deficient compliance and violations of the Children's Online Privacy Protection Act (COPPA), the COPPA Rule, and Section 5 of the Federal Trade Commission Act and seeks changes to our business. If we are unsuccessful in our challenge to the FTC's action and the agency imposes its proposed order in its current form, we would be subject to significant limitations, including on our ability to launch new and modified products or use data of users under 18 years old. Orders issued by, or inquiries or enforcement actions initiated by, government or regulatory authorities could cause us to incur substantial costs, expose us to civil and criminal liability (including liability for our personnel) or penalties (including substantial monetary remedies), interrupt or require us to change our business practices in a manner materially adverse to our business (including changes to our products or user data practices), result in negative publicity and reputational harm, divert resources and the time and attention of management from our business, or subject us to other structural or behavioral remedies that adversely affect our business.

[Table of Contents](#)

For additional information about government regulation applicable to our business, see Part I, Item 1A, "Risk Factors" in this Annual Report on Form 10-K.

Human Capital

At Meta, everything we do is about helping people feel connected and closer, and we are proud of our unique company culture.

We had a global workforce of 67,317 74,067 employees as of December 31, 2023 December 31, 2024, and we have offices in approximately more than 90 cities around the world. We are committed to fostering an enriching environment for our workforce and we are focused on supporting our people in doing the best work of their careers. We offer competitive compensation and a wide range of benefits, including many learning and development resources, and we work to build a diverse and inclusive workplace. resources.

Beginning in November 2022, From time to time, we took a number of steps implement organizational changes to reduce pursue greater efficiency and realign our expense base, business and strategic priorities. For example, our we have previously undertaken cost reduction efforts have included such as scaling back budgets, reducing company perks, shrinking our real estate footprint, and employee layoffs and restructurings. We make it a priority to treat outgoing employees with respect and provide a generous severance package. For U.S. employees, that includes severance of 16 weeks of base pay plus two additional weeks for every year of service, payments, payment for all remaining paid time off, and restricted stock unit vesting through their last day on payroll, health insurance, as well as certain continuing coverage of the cost of healthcare for employees and their families, for six months, career services that included three months of career support with an external vendor, and early access to unpublished job leads, immigration support that included dedicated immigration specialists to help guide employees based on their needs, support. We offer similar support for outgoing employees outside of the United States while taking into account local employment laws.

Employee Learning and Development

We value our investment in growing and keeping a highly skilled workforce. We aim to provide all of our employees with regular performance reviews twice a year as we believe it is an important part of how we support their growth and career development while also recognizing and rewarding their impact at Meta. We also offer career development opportunities and work experience programs that extend beyond the physical and virtual classroom. To do this, we utilize various learning modalities, such as live virtual and in-person learning experiences, on-demand e-learning, self-service resources, learning communities, and coaching engagements.

The Pulse of Our Workforce

Each year, we conduct company-wide employee surveys to help us understand how employees feel about working at Meta and what we can do to improve their experience. Our surveys help us measure company, manager, team, and personal experience over time. Further, our more frequent surveys, such as those that have been administered daily to an ongoing random sample of employees, allow us to measure real-time sentiment around emerging events and company changes. These surveys are designed to invite feedback and actionable suggestions, inform decisions, and drive change across the company. In 2024, we expect to update our listening strategy and product capabilities, based on feedback from key groups, to further improve actionability and impact.

[Table of Contents](#)

Compensation, Benefits, Health, and Well-being

We offer competitive compensation to attract and retain the best people, and we help care for our people so they can focus on our mission. Our employees' total compensation package includes market-competitive salary, bonuses or sales incentives, and equity. We generally offer full-time employees equity at the time of hire and through annual equity grants because we want them to be owners of the company and committed to our long-term success. We have conducted pay equity analyses for many years, and continue to be committed to pay equity. For example, in July 2023, September 2024, we announced that our analyses confirm that we continue to have pay equity across genders for gender globally and by race ethnicity in the United States for people in similar jobs, accounting for factors such as location, role, and level. States.

Through Life@ Meta, our holistic approach to benefits, we continue to provide our employees and their dependents with resources to help them thrive. We offer a wide range of benefits across areas such as health, family, finance, community,

[Table of Contents](#)

and time away, including family building benefits, family care resources, retirement savings plans, access to legal services, Meta Resource Groups to build community at Meta, and health and well-being benefits.

Our health and well-being programs are designed to give employees a choice of flexible benefits to help them reach their personal well-being goals. Our programs are tailored to help boost employee physical and mental health, create financial peace of mind, provide support for families, and help employees build a strong community. Programs are designed

The Strength of Our Workforce and funded People Processes

In early 2025, we announced changes to support needs like autism care, cancer care, transgender services, holistic well-being, including mental health our diversity programs and retirement savings, which represent a few in light of the ways we support our employees shifting legal and their dependents.

Diverse and Inclusive Workplace

policy landscape. We will continue to work to build a diverse and an inclusive workplace where we can leverage our collective cognitive diversity to build the best products and make the best decisions for the global community we serve.

In our 2023 Responsible Business Practices Report, we published our global diversity and U.S. ethnic diversity workforce data. As of December 31, 2022, our global employee base was composed of 45.4% underrepresented people, with 47.9% underrepresented people in the U.S., and 43.1% of our leaders in the U.S. being people of color. As published in our 2023 Responsible Business Practices Report, people with disabilities now represent 7.2% of our U.S. workforce, and based on voluntary self-identification, veterans represented 2.3% and members of the LGBTQ+ community make up 9.8% of our U.S. workforce.

We want our products to work for people around the world and we need to grow and keep the best talent in order to do that. We also remain committed to having a skilled, inclusive and diverse workforce with a broad range of knowledge, skills, political views, backgrounds, and perspectives because we believe cognitive diversity fuels innovation. To aid in this effort, we have taken steps to reduce bias from in our people processes and tooling, including our hiring processes and performance management systems, as well as offering learning and development courses for our employees. systems.

Corporate Information

We were incorporated in Delaware in July 2004. We completed our initial public offering in May 2012 and our Class A common stock is currently listed on the Nasdaq Global Select Market under the symbol "META." Our principal executive offices are located at 1 Meta Way, Menlo Park, California 94025, and our telephone number is (650) 543-4800.

Meta, the Meta logo, Meta Quest, Meta Horizon, Facebook, **FB**, Instagram, **Oculus**, WhatsApp, Reels, and our other registered or common law trademarks, service marks, or trade names appearing in this Annual Report on Form 10-K are the property of Meta Platforms, Inc. or its affiliates. Other trademarks, service marks, or trade names appearing in this Annual Report on Form 10-K are the property of their respective owners.

Available Information

Our Annual Reports on Form 10-K, Quarterly Reports on Form 10-Q, Current Reports on Form 8-K, and amendments to reports filed pursuant to Sections 13(a) and 15(d) of the Securities Exchange Act of 1934, as amended (Exchange Act), are filed with the U.S. Securities and Exchange Commission (SEC). We are subject to the informational requirements of the Exchange Act and file or furnish reports, proxy statements, and other information with the SEC. Such reports and other information filed by us with the SEC are available free of charge on our website at investor.fb.com investor.atmeta.com when such reports are

[Table of Contents](#)

available on the SEC's website. We use our investor.fb.com investor.atmeta.com and about.fb.com/news/ websites as well as Mark Zuckerberg's Facebook Page (www.facebook.com/zuck), Instagram account (www.instagram.com/zuck), and Threads profile (www.threads.net/zuck) as means of disclosing material non-public information and for complying with our disclosure obligations under Regulation FD.

The SEC maintains an Internet site that contains reports, proxy and information statements, and other information regarding issuers that file electronically with the SEC at www.sec.gov.

The contents of the websites referred to above are not incorporated into this filing. Further, our references to the URLs for these websites are intended to be inactive textual references only.

[Table of Contents](#)

Item 1A. Risk Factors

Certain factors may have a material adverse effect on our business, financial condition, and results of operations. You should consider carefully the risks and uncertainties described below, in addition to other information contained in this Annual Report on Form 10-K, including our consolidated financial statements and related notes. The risks and uncertainties described below are not the only ones we face. Additional risks and uncertainties that we are unaware of, or that we currently believe are not material, may also become important factors that adversely affect our business. If any of the following risks actually occurs, our business, financial condition, results of operations, and future prospects could be materially and adversely affected. In that event, the trading price of our Class A common stock could decline, and you could lose part or all of your investment.

Summary Risk Factors

Our business is subject to a number of risks, including risks that may prevent us from achieving our business objectives or may adversely affect our business, financial condition, results of operations, cash flows, and prospects. These risks are discussed more fully below and include, but are not limited to, risks related to:

Risks Related to Our Product Offerings

- our ability to add and retain users and maintain levels of user engagement with our products;
- the loss of, or reduction in spending by, our marketers;
- reduced availability of data signals used by our ad targeting and measurement tools;
- ineffective operation with mobile operating systems or changes in our relationships with mobile operating system partners;
- failure of our new products, or changes to our existing products, to attract or retain users or generate revenue;

Risks Related to Our Business Operations and Financial Results

- our ability to compete effectively;

- fluctuations in our financial results;
- unfavorable media coverage and other risks affecting our ability to maintain and enhance our brands;
- our ability to build, maintain, and scale our technical infrastructure, and risks associated with disruptions in our service, catastrophic events, and crises;
- operating our business in multiple countries around the world;
- litigation, including class action lawsuits;
- acquisitions and our ability to successfully integrate our acquisitions;
- litigation, including class action lawsuits;

Risks Related to Government Regulation and Enforcement

- government restrictions on access to Facebook or our other products, or other actions that impair our ability to sell or deliver advertising, in their countries;
- complex and evolving U.S. and foreign privacy, data use, and data combination, data protection, content and content moderation, competition, youth, safety, consumer protection, advertising, and other laws and regulations, including the General Data Protection Regulation (GDPR), Digital Markets Act (DMA), and Digital Services Act (DSA), Artificial Intelligence Act (EU AI Act), and the UK Digital Markets, Competition and Consumer Act (DMCC);

[Table of Contents](#)

- the impact of government investigations, enforcement actions, and settlements, including litigation and investigations by privacy, consumer protection, and competition authorities; authorities, among others;

[Table of Contents](#)

- our ability to comply with regulatory and legislative privacy requirements, including our consent order with the Federal Trade Commission (FTC);

Risks Related to Data, Security, Platform Integrity, and Intellectual Property

- the occurrence of security breaches, improper access to or disclosure of our data or user data, and other cyber incidents, as well as intentional misuse of our services and other undesirable activity on our platform;
- our ability to obtain, maintain, protect, and enforce our intellectual property rights; and

Risks Related to Ownership of Our Class A Common Stock

- limitations on the ability of holders of our Class A Common Stock to influence corporate matters due to the dual class structure of our common stock and the control of a majority of the voting power of our outstanding capital stock by our founder, Board Chair, Chairman, and Chief Executive Officer (CEO).

Risks Related to Our Product Offerings

If we fail to retain existing users or add new users, or if our users decrease their level of engagement with our products, our revenue, financial results, and business may be significantly harmed.

The size of our active user base and our users' level of engagement across our products are critical to our success. Our financial performance has been and will continue to be significantly determined by our success in adding, retaining, and engaging active users of our products that deliver ad impressions, particularly for Facebook and Instagram. We

have experienced, and expect to continue to experience, fluctuations and declines in the size of our active user base in one or more markets from time to time, particularly in markets where we have achieved higher penetration rates. User growth and engagement are also impacted by a number of other factors, including competitive products and services, such as TikTok, that have reduced some users' engagement with our products and services, as well as global and regional business, macroeconomic, and geopolitical conditions. For example, the COVID-19 pandemic led to increases and decreases in the size and engagement of our active user base from period to period at different points during the pandemic. In addition, in connection with the war in Ukraine, access to Facebook and Instagram was restricted in Russia and these services were then prohibited by the Russian government, which contributed to slight decreases in the size of our active user base following the onset of the war. Any future declines in the size of our active user base may adversely impact our ability to deliver ad impressions and, in turn, our financial performance.

If people do not perceive our products to be useful, reliable, and trustworthy, we may not be able to attract or retain users or otherwise maintain or increase the frequency and duration of their engagement. A number of other social networking companies that achieved early popularity have since seen their active user bases or levels of engagement decline, in some cases precipitously. There is no guarantee that we will not experience a similar erosion of our active user base or engagement levels. Our user engagement patterns have changed over time, and user engagement can be difficult to measure, particularly as we and our competitors introduce new and different products and services. Any number of factors can negatively affect user retention, growth, and engagement, including if:

- users increasingly engage with other competitive products or services;
- we fail to introduce new features, products, or services that users find engaging or if we introduce new products or services, or make changes to existing products and services, that are not favorably received;
- users feel that their experience is diminished as a result of the decisions we make with respect to the frequency, prominence, format, size, and quality of ads that we display;
- users have difficulty installing, updating, or otherwise accessing our products on mobile devices as a result of actions by us or third parties that we rely on to distribute our products and deliver our services;

[Table of Contents](#)

- user behavior on any of our products changes, including decreases in the quality and frequency of content shared on our products and services;
- we are unable to continue to develop products for mobile devices that users find engaging, that work with a variety of mobile operating systems and networks, and that achieve a high level of market acceptance;

[Table of Contents](#)

- there are decreases in user sentiment due to questions about the quality or usefulness of our products or our user data practices, concerns about the nature of content made available on our products, or concerns related to privacy, safety, security, well-being, or other factors;
- we are unable to manage and prioritize information to ensure users are presented with content that is appropriate, interesting, useful, and relevant to them;
- we are unable to obtain or attract engaging third-party content;
- we are unable to successfully maintain or grow usage of and engagement with applications that integrate with our products;
- users adopt new technologies where our products may be displaced in favor of other products or services, or may not be featured or otherwise available;
- there are changes mandated by legislation, government and regulatory authorities, or litigation that adversely affect our products or users;
- we are unable to offer a number of our most significant products and services, including Facebook and Instagram, in Europe, or are otherwise limited in our business operations, as a result of European courts invalidating the EU-U.S. DPF or regulators, courts, or legislative bodies determining that the legal bases we rely upon to transfer user data from the European Union to the United States are invalid;

- there is decreased engagement with our products, decreased efficiency of our advertising products, or failure to accept our terms of service, as part of changes that we have implemented or may implement in the future, whether voluntarily, in connection with the GDPR, the European Union's ePrivacy Directive, the DMA, the DSA, the DMCC, U.S. state privacy and youth social media laws including the California Consumer Privacy Act, (CCPA), as amended by the California Privacy Rights Act (CPRA) (CCPA), Arkansas Social Media Safety Act, Ohio Parental Notification Act, Utah Social Media Regulation Act, youth social media laws, or other laws, regulations, or regulatory actions, or otherwise;
- technical or other problems prevent us from delivering our products in a rapid and reliable manner or otherwise affect the user experience, such as security breaches or failure to prevent or limit spam or otherwise objectionable content, or users feel their experience is diminished as a result of our efforts to protect the security and integrity of our platform;
- we adopt terms, policies, or procedures related to areas such as sharing, content, user data, or advertising, or we take, or fail to take, actions to enforce our policies, that result in our removal of users from our platform or are perceived negatively by our users or the general public, including as a result of decisions or recommendations from the independent Oversight Board regarding content on our platform;
- we elect to focus our product decisions on longer-term initiatives that do not prioritize near-term user growth and engagement (for example, we have announced plans to focus product decisions on optimizing the young adult experience in the long term);
- we make changes in our user account login or registration processes or changes in how we promote different products and services across our family of products;
- initiatives designed to attract and retain users and engagement, including the use of evolving technologies such as generative artificial intelligence, are unsuccessful or discontinued, whether as a result of actions by us, our competitors, or other third parties, or otherwise;

[Table of Contents](#)

- third-party initiatives that may enable greater use of our products, including low-cost or discounted data plans, are scaled back or discontinued, or the pricing of data plans otherwise increases;
- there is decreased engagement with our products as a result of taxes imposed on the use of social media or other mobile applications in certain countries, internet shutdowns, or other actions by governments that affect the accessibility of our products in their countries (for example, beginning in the first quarter of 2022, our user growth and engagement were adversely affected by the war in Ukraine and service restrictions imposed by the Russian government);
- we fail to provide adequate customer service to users, marketers, developers, or other partners;

[Table of Contents](#)

- we, developers whose products are integrated with our products, or other partners and companies in our industry are the subject of adverse media reports or other negative publicity, including as a result of our or their user data practices; or
- our current or future products, such as our development tools and application programming interfaces that enable developers to build, grow, and monetize applications, reduce user activity on our products by making it easier for our users to interact and share on third-party applications.

From time to time, certain of these factors have negatively affected user retention, growth, and engagement to varying degrees. If we are unable to maintain or increase our user base and user engagement, particularly for our significant revenue-generating products like Facebook and Instagram, our revenue and financial results may be adversely affected. Any significant decrease in user retention, growth, or engagement could render our products less attractive to users, marketers, and developers, which is likely to have a material and adverse impact on our ability to deliver ad impressions and, accordingly, our revenue, business, financial condition, and results of operations. As the size of our active user base fluctuates in one or more markets from time to time, we will become increasingly dependent on our ability to maintain or increase levels of user engagement and monetization in order to grow revenue.

We generate substantially all of our revenue from advertising. The loss of marketers, or reduction in spending by marketers, could seriously harm our business.

Substantially all of our revenue is currently generated from marketers advertising on Facebook and Instagram. As is common in the industry, our marketers do not have long-term advertising commitments with us. Many of our marketers spend only a relatively small portion of their overall advertising budget with us. Marketers will not continue to do business with us, or they will reduce the budgets they are willing to commit to us, if we do not deliver ads in an effective manner, if they do not believe that their investment in advertising with us will generate a competitive return relative to other alternatives, or if they are not satisfied for any other reason. We have implemented, and we will continue to

implement, changes to our user data practices. Some of these changes reduce our ability to effectively target ads, which has to some extent adversely affected, and will continue to adversely affect, our advertising business. If we are unable to provide marketers with a suitable return on investment, the demand for our ads may not increase, or may decline, in which case our revenue and financial results may be harmed.

Our advertising revenue can also be adversely affected by a number of other factors, including:

- decreases in user engagement, including time spent on our products;
- our inability to continue to increase user access to and engagement with our products;
- product changes or inventory management decisions we may make that change the size, format, frequency, or relative prominence of ads displayed on our products or of other unpaid content shared by marketers on our products;
- our inability to maintain or increase marketer demand, the pricing of our ads, or both;
- our inability to maintain or increase the quantity or quality of ads shown to users;
- changes to the content or application of third-party policies that limit our ability to deliver, target, or measure the

[Table of Contents](#)

effectiveness of advertising, including changes by mobile operating system and browser providers such as Apple and Google;

- adverse litigation, government actions, or legislative, regulatory, or other legal developments relating to advertising, including developments that may impact **certain advertisers' ability to advertise on our platform or** our ability to deliver, target, or measure the effectiveness of advertising;
- user behavior or product changes that may reduce traffic to features or products that we monetize at a higher rate, such as our **feed Feed** and Stories products, including as a result of increased usage of our Reels or other video or messaging products;
- reductions of advertising **by marketers** due to our efforts to implement or enforce advertising policies that protect the security and integrity of our **platform; platform or that we believe are needed to comply with global content, security, or integrity obligations;**

[Table of Contents](#)

- the availability, accuracy, utility, and security of analytics and measurement solutions offered by us or third parties that demonstrate the value of our ads to marketers, or our ability to further improve such tools;
- loss of advertising market share to our competitors, including if prices to purchase our ads increase or if competitors offer lower priced, more integrated, or otherwise more effective products;
- limitations on our ability to offer a number of our most significant products and services, including Facebook and Instagram, in Europe as a result of European courts invalidating the EU-U.S. DPF or regulators, courts, or legislative bodies determining that the legal bases we rely upon to transfer user data from the European Union to the United States are invalid;
- limitations on our ability to deliver ads to users under the age of 18 and, in some cases, to continue to offer certain products or services to certain cohorts of users, whether voluntarily, as a result of new laws, **and** regulations, **or government actions** in the United States and other jurisdictions, or otherwise;
- changes in our marketing and sales or other operations that we are required to or elect to make as a result of risks related to complying with laws or regulatory requirements or other government actions;

- decisions by marketers to reduce their advertising as a result of announcements by us or adverse media reports or other negative publicity involving us, our user data practices, our advertising metrics or tools, content on our products, our interpretation, implementation, or enforcement of policies relating to content on our products (including as a result of decisions or recommendations from the independent Oversight Board), developers with applications that are integrated with our products, or other companies in our industry;
- reductions of advertising by marketers due to illegal, illicit, or otherwise objectionable content made available on our products by third parties, questions about our user data practices or the security of our platform, concerns about brand safety or potential legal liability, or uncertainty regarding regulatory developments or their own legal and compliance obligations; obligations, including with respect to artificial intelligence;
- the effectiveness of our ad targeting or degree to which users consent to, or opt out of, or reduce the use of data for ads, including as a result of product changes and controls that we have implemented or may implement in the future in connection with the GDPR, ePrivacy Directive, DMA, DMCC, U.S. state privacy laws including the CCPA, as amended by the CPRA, DMA, and other laws, regulations, regulatory actions, or litigation, or otherwise, that impact our ability to use data for advertising purposes (for example, in November 2023, in response to regulatory developments in Europe, we began offering our users a "subscription for no ads" alternative in the EU, EEA, European Union, European Economic Area, and Switzerland) Switzerland, and subsequently in November 2024 provided users in those regions who elect to continue receiving our services free-of-charge, supported by ads, an option to see less personalized ads);
- the degree to which users cease or reduce the number of times they engage with our ads;
- changes in the way advertising on mobile devices or on personal computers is measured or priced;
- the success of technologies designed to block the display of ads or ad measurement tools;
- changes in the composition of our marketer base or our inability to maintain or grow our marketer base; and

[Table of Contents](#)

- the impact of macroeconomic and geopolitical conditions, whether in the advertising industry in general, or among specific types of marketers or within particular geographies, which in turn can have broader effects in other regions (for example, the war in Ukraine and service restrictions imposed by the Russian government have adversely affected our advertising business in Europe and other regions, and advertiser spending also can be subject to adverse effects from conflicts in the Israel-Hamas war) Middle East or the implementation of tariffs by the United States, China, or other governments).

From time to time, certain of these factors have adversely affected our advertising revenue to varying degrees. The occurrence of any of these or other factors in the future, including our enforcement efforts, could result in a reduction in marketer spend or demand for our ads, which may reduce the prices we receive for our ads, or could cause marketers to stop advertising with us altogether, either of which would or could otherwise negatively affect our revenue and financial results. results, and could be material.

[Table of Contents](#)

Our ad targeting and measurement tools incorporate data signals from user activity on websites and services that we do not control, as well as signals generated within our products, and changes to the regulatory environment, third-party mobile operating systems and browsers, and our own products have impacted, and we expect will continue to impact, the availability of such signals, which will adversely affect our advertising revenue.

Our ad targeting and measurement tools rely on data signals from user activity on websites and services that we do not control, as well as signals generated within our products, in order to deliver relevant and effective ads to our users, and any changes in our ability to use such signals will adversely affect our business. For example, legislative and regulatory developments, such as the GDPR, ePrivacy Directive, DMA, and CCPA, as amended by U.S. state privacy laws, including the CPRA, CCPA, have impacted, and we expect will continue to impact, our ability to use such signals in our ad products. In particular, we have seen increases in the number of users opting to control certain types of ad targeting in Europe following product changes implemented in connection with our GDPR and ePrivacy Directive compliance, and we have introduced product changes that limit data signal use for certain users in California following adoption of the CCPA. Other U.S. state privacy laws, such as the Texas Data Privacy and Security Act, the Colorado Privacy Act, and the Oregon Consumer Privacy Act, are introducing additional rights for users and could result in restrictions on our use of signals from third-party apps and websites through certain browser- and device-based universal opt-out mechanisms. Judicial and regulatory guidance, decisions, or enforcement actions, or new legislation in these or other jurisdictions such as the DMA, may require us to make additional changes to our products in the future that further reduce our ability to use these signals, which has occurred in the past. For example, in response to regulatory developments in Europe, we announced plans to change the legal basis for behavioral advertising on Facebook and Instagram in the European Union, European Economic Area, and Switzerland from "legitimate interests" to "consent," and in November 2023 we began offering users in the region a "subscription for no ads" alternative. We are continuing to engage engaging with regulators on our new consent model, including regarding compliance with requirements under the GDPR, DMA, and EU consumer laws. For example, in March 2024, the European Commission opened formal proceedings regarding the compliance of our "subscription for no ads" model with requirements under the DMA, and it issued preliminary findings in July 2024. In addition, the European Data Protection Board has published an opinion on the operation of such models under GDPR and European consumer protection organizations have raised concerns regarding our compliance with consumer protection laws. In response to these

developments, in November 2024, we began offering users in the European Union, European Economic Area, and Switzerland who elect to continue using our services free-of-charge, supported by ads, an option to see less personalized ads, which are expected to be less relevant and effective than our premium ad offerings.

In addition, mobile operating system and browser providers, such as Apple and Google, have implemented product changes and/or announced future plans to limit the ability of websites and application developers to collect and use these signals to target and measure advertising. For example, in 2021, Apple made certain changes to its products and data use policies in connection with changes to its iOS operating system that reduce our and other iOS developers' ability to target and measure advertising, which has negatively impacted, and we expect will continue to negatively impact, the size of the budgets marketers are willing to commit to us and other advertising platforms. In addition, we have implemented, and may continue to implement, product changes that give users the ability to limit our use of such data signals to improve ads and other experiences on our products and services, including changes implemented in connection with the GDPR, ePrivacy Directive, DMA, and other regulatory frameworks.

These developments have limited our ability to target and measure the effectiveness of ads on our platform and negatively impacted our advertising revenue. For example, our advertising revenue has been negatively impacted by marketer reaction to targeting and measurement challenges associated with iOS changes beginning in 2021. If we are unable to mitigate these developments as they take further effect in the future, our targeting and measurement capabilities will be materially and adversely affected, which would in turn significantly impact our advertising revenue.

[Table of Contents](#)

Our user growth, engagement, and monetization on mobile devices depend upon effective operation with mobile operating systems, networks, technologies, products, and standards that we do not control.

The substantial majority of our revenue is generated from advertising on mobile devices. There is no guarantee that popular mobile devices will continue to feature our products, or that mobile device users will continue to use our products rather than competing products. We are dependent on the interoperability of our products with popular mobile operating systems, networks, technologies, products, and standards that we do not control, such as the Android and iOS operating systems and mobile browsers. Changes, bugs, or technical issues in such systems, or changes in our relationships with mobile operating system partners, handset manufacturers, browser developers, or mobile carriers, or in the content or application of their terms of service or policies (which they have made in the past and continue to seek to implement) that degrade our products' functionality, reduce or eliminate our ability to update or distribute our products, give preferential treatment to

[Table of Contents](#)

competitive products, limit our ability to deliver, target, or measure the effectiveness of ads, or charge fees related to the distribution of our products or our delivery of ads have adversely affected, and could in the future adversely affect, the usage of our products and monetization on mobile devices. For example, Apple previously released an update to its Safari browser that limits the use of third-party cookies, which reduces our ability to provide the most relevant ads to our users and impacts monetization, and also released changes to iOS that limit our ability to target and measure ads effectively, while expanding their own advertising business. In addition, in January 2024, Google began the process of previously proposed phasing out third-party cookies in its Chrome browser. We expect that any similar changes to Apple's, Google's, or other browser or mobile platforms will further limit our ability to target and measure the effectiveness of ads and impact monetization. Additionally, in order to deliver high quality mobile products, it is important that our products work well with a range of mobile technologies, products, systems, networks, and standards that we do not control, and that we have good relationships with handset manufacturers, mobile carriers, and browser developers. We may not be successful in maintaining or developing relationships with key participants in the mobile ecosystem or in developing products that operate effectively with these technologies, products, systems, networks, or standards. In the event that it is more difficult for our users to access and use our products on their mobile devices, or if our users choose not to access or use our products on their mobile devices or use mobile products that do not offer access to our products, our user growth and user engagement could be harmed. From time to time, we may also take actions regarding the distribution of our products or the operation of our business based on what we believe to be in our long-term best interests. Such actions may adversely affect our users and our relationships with the operators of mobile operating systems, handset manufacturers, mobile carriers, browser developers, other business partners, or advertisers, and there is no assurance that these actions will result in the anticipated long-term benefits. In the event that our users are adversely affected by these actions or if our relationships with such third parties deteriorate, our user growth, engagement, and monetization could be adversely affected and our business could be harmed. We have experienced challenges in operating with mobile operating systems, networks, technologies, products, and standards that we do not control, and any such occurrences in the future may negatively impact our user growth, engagement, and monetization on mobile devices, which may in turn materially and adversely affect our business and financial results.

Our new products and changes to existing products could fail to attract or retain users or generate revenue and profits, or otherwise adversely affect our business.

Our ability to retain, increase, and engage our user base and to increase our revenue depends heavily on our ability to continue to evolve our existing products and to create successful new products, both independently and in conjunction with developers or other third parties. We may introduce significant changes to our existing products or acquire or introduce new and unproven products, including using technologies with which we have little or no prior development or operating experience. For example, we have relatively limited experience with consumer hardware products and virtual, augmented, and augmented mixed reality technology, which may adversely affect our ability to successfully develop and market these evolving products and technologies. We are also making significant investments in artificial intelligence (AI) initiatives across our business. For example, we recently launched continue to launch new AI features on our products, including support for new modalities, conversational AIs, stickers and photos, and editing tools. We continue to incur substantial costs, and we may not be successful in generating profits, in connection with these efforts.

In addition, we have invested, and expect to continue to invest, significant resources in growing our messaging products to support increasing usage of such products. We have historically monetized messaging in only a limited fashion, and we may not be successful in our efforts to generate meaningful revenue or profits from messaging over the long term. We also recently commenced implementation of Our efforts to implement default end-to-end encryption across our messaging services on Facebook and Instagram which has been subject to governmental and regulatory scrutiny in multiple jurisdictions. For example, the Nevada Attorney General is seeking to enjoin our offering of default end-to-end encryption on Messenger for all Nevada residents under the age of 18.

[Table of Contents](#)

If our new products or changes to existing products fail to engage users, marketers, or developers, or if our business plans are unsuccessful, we may fail to attract or retain users or to generate sufficient revenue, operating margin, or other value to justify our investments, and our business may be adversely affected.

We may not be successful in our artificial intelligence initiatives, which could adversely affect our business, reputation, or financial results.

We are making significant investments in AI initiatives, including generative AI, to, among other things, recommend relevant content across our products, enhance our advertising tools, develop new products, and develop new features for existing products. In particular, we expect our AI initiatives will require increased investment in infrastructure and headcount. **If our investments are not successful longer-term, our business and financial performance could be harmed.**

[Table of Contents](#)

There are significant risks involved in developing and deploying AI and there can be no assurance that the usage of AI will enhance our products or services or be beneficial to our business, including our efficiency or profitability. For example, our AI-related efforts, particularly those related to generative AI, subject us to risks related to harmful or illegal content, accuracy, misinformation **and deepfakes** (including related to elections), bias, discrimination, toxicity, **consumer protection**, intellectual property infringement or misappropriation, defamation, data privacy, cybersecurity, and sanctions and export controls, among others. It is also uncertain how various laws related to online services, intermediary liability, and other issues will apply to content generated by AI. In addition, we are subject to the risks of new or enhanced governmental or regulatory scrutiny, litigation, or other legal liability, ethical concerns, negative consumer perceptions as to automation and AI, activities that threaten people's safety or well-being on- or offline, or other complications that could adversely affect our business, reputation, or financial results.

As a result of the complexity and rapid development of AI, it is also the subject of evolving review by various governmental and regulatory agencies in jurisdictions around the world, which are applying, or are considering applying, platform moderation, intellectual property, cybersecurity, **export controls**, and data protection laws to AI and/or are considering general legal frameworks on **AI**. **AI (such as the recently passed EU AI Act)**. We may not always be able to anticipate how courts and regulators will apply existing laws to AI, predict how new legal frameworks will develop to address AI, or otherwise respond to these frameworks as they are still rapidly evolving. We may also have to expend resources to **adapt to new legal frameworks**, and adjust our offerings in certain jurisdictions if the legal frameworks on AI are not consistent across jurisdictions.

Further, we face significant competition from other companies that are developing their own AI features and technologies. Other companies may develop AI features and technologies that are similar or superior to our technologies or are more cost-effective to develop and deploy. Given the long history of development in the AI sector, other parties may have (or in the future may obtain) patents or other proprietary rights that would prevent, limit, or interfere with our ability to make, use, or sell our own AI features. **Our AI initiatives also depend on our access to data to effectively train our models.** Further, our ability to continue to develop and effectively deploy AI technologies is dependent on access to specific third-party equipment and other **technical and physical infrastructure**, such as processing hardware, **and network capacity, computing power, and related energy requirements**, as to which we cannot control the availability or pricing, especially in a highly competitive environment.

We are also developing AI technology that we make available via open source, commercial, and non-commercial license agreements to third-parties that can use this technology for use in their own products and services. We may not have insight into, or control over, the practices of third parties who may utilize such AI technologies. As such, we cannot guarantee that third parties will not use such AI technologies for improper purposes, including through the dissemination of illegal, inaccurate, defamatory or harmful content, intellectual property infringement or misappropriation, furthering bias or discrimination, cybersecurity **attacks including spear phishing** attacks, data privacy violations, other activities that threaten people's safety or well-being on- or offline, or to develop competing technologies. While we may mitigate certain risks associated with the improper use of our AI models through both technical measures and the inclusion of contractual restrictions on third-party use in any agreement between us and any third party, we cannot guarantee that such measures will be effective. Such improper use by any third party could adversely affect our business, reputation, or financial results or subject us to legal liability.

It is not possible to predict all of the risks related to the use of AI and changes in laws, rules, directives, and regulations **governing or other regulatory developments regarding** the use of AI, **including restrictions around the collection and use of data**, may adversely affect our ability to develop and use AI or subject us to legal liability.

[Table of Contents](#)

We make product and investment decisions that may not prioritize short-term financial results and may not produce the long-term benefits that we expect.

We frequently make product and investment decisions that may not prioritize short-term financial results if we believe that the decisions are consistent with our mission and benefit the aggregate user experience and will thereby improve our financial performance over the long term. For example, we have implemented, and we will continue to implement, changes to our user data practices. Some of these changes reduce our ability to effectively target ads, which has to some extent adversely affected, and will continue to adversely affect, our advertising business. For example, our **Off-Facebook "Your Activity off-Meta Technologies"** tool enables users to place limits on our storage and use of information about their interactions with advertisers' apps and websites, which reduces our ability to deliver the most relevant and effective ads to our users. Similarly,

[Table of Contents](#)

from time to time we update our feed Feed display and ranking algorithms or other product features to improve the user experience, and these changes have had, and may in the future have, the effect of reducing time spent and some measures of user engagement with our products, which could adversely affect our financial results. From time to time, we also change the size, frequency, or relative prominence of ads as part of our product and monetization strategies. In addition, we have made, and we expect to continue to make, other changes to our products which may adversely affect the distribution of content of publishers, marketers, and developers, and could reduce their incentive to invest in their efforts on our products. We also may introduce new features or other changes to existing products, or introduce new stand-alone products, that attract users away from properties, formats, or use cases where we have more proven means of monetization, such as our feed Feed products. In addition, as we focus on growing users and engagement across our family of products, from time to time these efforts have reduced, and may in the future reduce, engagement with one or more products and services in favor of other products or services that we monetize less successfully or that are not growing as quickly. For example, we plan to continue to promote Reels, which we expect will continue to monetize at a lower rate than our feed Feed and Stories products for the foreseeable future. These decisions may adversely affect our business and results of operations and may not produce the long-term benefits that we expect.

We may not be successful in our metaverse Reality Labs strategy and investments, which could adversely affect our business, reputation, or financial results.

Our Reality Labs efforts include our metaverse and wearables initiatives. We believe the metaverse, an embodied internet where people have immersive experiences beyond two-dimensional screens, is the next evolution in social technology. In 2021, we announced a shift in our business and product strategy to focus on helping to bring the metaverse to life, and we are directing our efforts toward innovations in AI, wearables, and devices to help build next-generation interfaces. We expect this will be a complex, evolving, and long-term initiative that will involve the development of new and emerging technologies, continued investment in infrastructure as well as privacy, safety, and security efforts, and collaboration with other companies, developers, partners, and other participants. However, the metaverse may not develop in accordance with our expectations, and market acceptance of features, products, or services we build for the metaverse is uncertain. We regularly evaluate our product roadmaps and make significant changes as our understanding of the technological challenges and market landscape and our product ideas and designs evolve. In addition, we have relatively limited experience with consumer hardware products and virtual, augmented, and augmented mixed reality technology, which may enable other companies to compete more effectively than us. We may be unsuccessful in our research and product development efforts, including if we are unable to develop relationships with key participants in the metaverse or develop products that operate effectively with metaverse technologies, products, systems, networks, or standards. Our metaverse For example, some of our consumer hardware products depend on the ability to operate with third-party mobile platforms and these platforms do not necessarily provide our products with the same levels of interoperability that they provide to their own competing products. In addition, our Reality Labs efforts may also divert resources and management attention from other areas of our business. We expect to continue to make significant investments in virtual, augmented, and augmented mixed reality and other technologies to support these efforts, and our ability to support these efforts is dependent on generating sufficient profits from other areas of our business. In addition, as our metaverse Reality Labs efforts evolve, we may be subject to a variety of existing or new laws and regulations in the United States and international jurisdictions, including in the areas of privacy, safety, AI, competition, content regulation, tariffs, export controls, consumer protection, and e-commerce, which may delay or impede the development of our products and services, increase our operating costs, require significant management time and attention, or otherwise harm our business. As a result of these or other factors, our metaverse Reality Labs strategy and investments may not be successful in the foreseeable future, or at all, which could adversely affect our business, reputation, or financial results.

If we are not able to maintain and enhance our brands, our ability to maintain or expand our base of users, marketers, and developers may be impaired, and our business and financial results may be harmed.

We believe that our brands have significantly contributed to the success of our business. We also believe that maintaining and enhancing our brands is critical to maintaining and expanding our base of users, marketers, and developers. Many of our new users are referred by existing users. Maintaining and enhancing our brands will depend largely on our ability to continue to provide useful, reliable, trustworthy, and innovative products, which we may not do successfully. We may introduce new products, terms of service, or policies that users do not like, which may negatively affect our brands.

[Table of Contents](#)

Additionally, the actions of our developers or advertisers may affect our brands if users do not have a positive experience using third-party applications integrated with our products or interacting with parties that advertise through our products. We will also continue to experience media, legislative, or regulatory scrutiny of our actions or decisions regarding user privacy, data use, encryption, content, product design, algorithms, advertising, competition, generative AI, younger users, and other issues, including actions or decisions in connection with elections or geopolitical events, which has adversely affected, and

[Table of Contents](#)

may in the future adversely affect, our reputation and brands. For example, beginning in January 2025, we announced certain changes to our content policies and enforcement efforts to further free expression on our platform and mitigate over-enforcement of certain of our content policies. Beginning in September 2021, we became the subject of media, legislative, and regulatory scrutiny as a result of a former employee's allegations and release of internal company documents relating to, among other things, our algorithms, advertising and user metrics, and content enforcement practices, as well as misinformation and other undesirable activity on our platform, and user well-being. In addition, in March 2018, we announced developments regarding the misuse of certain data by a developer that shared such data with third parties in violation of our terms and policies. We also may fail to respond expeditiously or appropriately to the sharing of content on our services, or to practices by advertisers or developers, that are illegal, illicit, or in violation of our policies, or fail to otherwise enforce our policies, address objectionable content or practices on our services, or address other user concerns, which has occurred in the past and which could erode confidence in our brands.

Our brands may also be negatively affected by the actions of users that are deemed to be hostile or inappropriate to other users, by the actions of users acting under false or inauthentic identities, by the use of our products or services to disseminate information that is deemed to be misleading (or intended to manipulate opinions), by perceived or actual efforts by governments to obtain access to user information for security-related purposes or to censor certain content on our platform, by the use of our products or services for illicit or objectionable ends, including, for example, any such actions around geopolitical events or elections in the United States and around the world, by decisions or recommendations

regarding content on our platform from the independent Oversight Board, by research or media reports concerning the perceived or actual impacts of our products or services on user well-being, by our decisions regarding whether to remove content or suspend participation on our platform by persons who violate our community standards or terms of service, or by any negative sentiment associated with our management.

Maintaining and enhancing our brands will require us to make substantial investments and these investments may not be successful. Certain of our actions, such as the foregoing matter regarding developer misuse of data and concerns around our handling of political speech and advertising, hate speech, and other content, as well as user well-being issues, have eroded confidence in our brands and may continue to do so in the future. If we fail to successfully promote and maintain our brands or if we incur excessive expenses in this effort, our business and financial results may be adversely affected.

We may not be able to continue to successfully maintain or grow usage of and engagement with applications that integrate with our products.

We have made and are continuing to make investments to enable developers to build, grow, and monetize applications that integrate with our products. Such existing and prospective developers may not be successful in building, growing, or monetizing applications that create and maintain user engagement. Additionally, developers may choose to build on other platforms, including platforms controlled by third parties, rather than building products that integrate with our products. We are continuously seeking to balance the distribution objectives of our developers with our desire to provide an optimal user experience, and we may not be successful in achieving a balance that continues to attract and retain such developers. For example, from time to time, we have taken actions to reduce the volume of communications from these developers to users on our products with the objective of enhancing the user experience, and such actions have reduced distribution from, user engagement with, and our monetization opportunities from, applications integrated with our products. In addition, as part of our efforts related to privacy, safety, and security, we conduct investigations and audits of platform applications from time to time, and we also have announced several product changes that restrict developer access to certain user data. In some instances, these actions, as well as other actions to enforce our policies applicable to developers, have adversely affected, or will adversely affect, our relationships with developers. If we are not successful in our efforts to maintain or grow the number of developers that choose to build products that integrate with our products or if we are unable to continue to build and maintain good relations with such developers, our user growth and user engagement and our financial results may be adversely affected.

[Table of Contents](#)

Risks Related to Our Business Operations and Financial Results

Our business is highly competitive. Competition presents an ongoing threat to the success of our business.

We compete with companies providing connection, sharing, discovery, and communication products and services to users online, as well as companies that sell advertising to businesses looking to reach consumers and/or develop tools and systems for managing and optimizing advertising campaigns. We face significant competition in every aspect of our business, including, but not limited to, companies that facilitate the ability of users to create, share, communicate, and discover content

[Table of Contents](#)

and information online or enable marketers to reach their existing or prospective audiences. We compete to attract, engage, and retain people who use our products, to attract and retain businesses that use our free or paid business and advertising services, and to attract and retain developers who build compelling applications that integrate with our products. We also compete with companies that develop and deliver consumer hardware and virtual augmented, mixed, and augmented virtual reality products and services. We also expect to face additional competition as we introduce or acquire new products, as our existing products evolve, or as other companies introduce new products and services, including as part of efforts to develop the metaverse or innovate through the development and application of AI and other new technologies, such as AI, well as efforts to develop the metaverse.

Some of our current and potential competitors may have greater resources, experience, or stronger competitive positions in certain product segments, geographic regions, or user demographics than we do. For example, some of our competitors may be domiciled in different countries and subject to political, legal, and regulatory regimes that enable them to compete more effectively than us. These factors may allow our competitors to respond more effectively than us to new or emerging technologies and changes in market conditions. We believe that some users, particularly younger users, are aware of and actively engaging with other products and services similar to, or as a substitute for, our products and services, and we believe that some users have reduced their use of and engagement with our products and services in favor of these other products and services. In addition, from time to time we make updates to our products and services to improve the user experience (including to help provide users with safe, positive, age-appropriate experiences), and these changes have had, and may in the future have, the effect of reducing time spent and some measures of user engagement with our products and services. In the event that users increasingly engage with other products and services, we may experience a decline in use and engagement in key user demographics or more broadly, in which case our business would likely be harmed.

Our competitors may develop products, features, or services that are similar to ours or that achieve greater acceptance, may undertake more far-reaching and successful product development efforts or marketing campaigns, or may adopt more aggressive pricing policies. Some competitors may gain a competitive advantage against us in areas where we operate, including: by making acquisitions; by limiting our ability to deliver, target, or measure the effectiveness of ads; by imposing fees or other charges related to our applications or our delivery of ads; by making access to our products more difficult or impossible; by making it more difficult to communicate with our users; by limiting the ability of our devices or products to interoperate with their popular platforms or products; or by integrating competing platforms, applications, or features into products they control such as mobile device operating systems, search engines, browsers, or e-commerce platforms. For example, each of Apple and Google have integrated competitive products with iOS and Android, respectively. In addition, Apple has released changes to iOS that limit our ability, and the ability of others in the digital advertising industry, to target and measure ads effectively. As a result, our competitors may, and in some cases will, acquire and engage users or generate advertising or other revenue at the expense of our own efforts, which would negatively affect our business and financial results. In addition, from time to time, we may take actions in response to competitive threats, but we cannot assure you that these actions will be successful or that they will not negatively affect our business and financial results.

We believe that our ability to compete effectively depends upon many factors both within and beyond our control, including:

- the popularity, usefulness, ease of use, performance, and reliability of our products compared to our competitors' products;
- the size and composition of our user base;
- the engagement of users with our products and competing products;
- our ability to attract and retain businesses who use our free or paid business and advertising services;
- the timing and market acceptance of products, including developments and enhancements to our or our competitors' products;

[Table of Contents](#)

- our safety and security efforts and our ability to protect user data and to provide users with control over their data;
- our ability to distribute our products to new and existing users;
- our ability to monetize our products;
- the frequency, size, format, quality, and relative prominence of the ads displayed by us or our competitors;

[Table of Contents](#)

- customer service and support efforts;
- marketing and selling efforts, including our ability to measure the effectiveness of our ads and to provide marketers with a compelling return on their investments;
- our ability to establish and maintain developers' interest in building applications that integrate with our products;
- our ability to establish and maintain publisher interest in integrating their content with our products;
- changes mandated by legislation, regulatory authorities, or litigation, some of which may have a disproportionate effect on us;
- acquisitions or consolidation within our industry, which may result in more formidable competitors;
- our ability to attract, retain, and motivate talented employees, particularly **specialized technical personnel including** software engineers, designers, and product managers;
- our ability to cost-effectively manage our operations; and
- our reputation and brand strength relative to those of our competitors.

If we are not able to compete effectively, our user base, level of user engagement, and ability to deliver ad impressions may decrease, we may become less attractive to developers and marketers, and our revenue and results of operations may be materially and adversely affected.

Our financial results will fluctuate from quarter to quarter and are difficult to predict.

Our quarterly financial results have fluctuated in the past and will fluctuate in the future. Additionally, we have a limited operating history with the current scale of our business, which makes it difficult to forecast our future results. As a result, you should not rely upon our past quarterly financial results as indicators of future performance. You should take into account the risks and uncertainties frequently encountered by companies in rapidly evolving markets. Our financial results in any given quarter can be influenced by numerous factors, many of which we are unable to predict or are outside of our control, including:

- our ability to maintain and grow our user base and user engagement, particularly for our products that deliver ad impressions;
- our ability to attract and retain marketers in a particular period;
- our ability to recognize revenue or collect payments from marketers or advertising agencies or resellers in a particular period;
- fluctuations in spending by our marketers due to seasonality, such as historically strong spending in the fourth quarter of each year, episodic regional or global events, or other factors;
- the frequency, prominence, size, format, and quality of ads shown to users;
- the enforcement of our advertising policies, including the removal of ads and marketers from our platform;
- the success of technologies designed to block the display of ads;

[Table of Contents](#)

- changes to the content or application of third-party policies that limit our ability to deliver, target, or measure the effectiveness of advertising, including changes by mobile operating system and browser providers such as Apple and Google;
- the pricing of our ads and other products;
- the diversification and growth of revenue sources beyond advertising on Facebook and Instagram;
- our ability to generate revenue from Payments, or the sale of our consumer hardware products or other products we may introduce in the future;

[Table of Contents](#)

- changes to existing products or services or the development and introduction of new products or services by us or our competitors;
- user behavior or product changes that may reduce traffic to features or products that we successfully monetize;
- increases in marketing, sales, and other operating expenses, as well as capital expenditures, that we will incur to grow and expand our business and to remain competitive, including costs related to our data centers and technical infrastructure; infrastructure as well as other costs relating to our AI initiatives;
- costs related to our privacy, safety, security, and content and advertising review and enforcement efforts, including as a result of implementing changes to our practices, whether voluntarily, in connection with laws, regulations, regulatory actions, or decisions or recommendations from the independent Oversight Board, or otherwise;
- costs and expenses related to the development, manufacturing, and delivery of our consumer hardware products;
- our ability to maintain gross margins and operating margins;

- costs related to acquisitions, including costs associated with amortization and additional investments to develop the acquired technologies;
- charges associated with impairment or abandonment of any assets on our balance sheet, including as a result of changes to our real property lease arrangements and data center assets;
- our ability to obtain equipment, components, and labor for our data centers and other technical infrastructure in a timely and cost-effective manner;
- system failures or outages or government blocking that prevent us from serving ads for any period of time;
- breaches of security or privacy, and the costs associated with any such breaches and remediation;
- changes in the manner in which we distribute our products or inaccessibility of our products due to third-party actions;
- fees paid to third parties for content or the distribution of our products;
- refunds or other concessions provided to advertisers;
- share-based compensation expense, including acquisition-related expense;
- adverse litigation judgments, settlements, or other litigation-related costs;
- changes in the legislative or regulatory environment, including with respect to privacy, data protection, antitrust, content, or AI, or actions by governments or regulators, including fines, orders, or consent decrees;
- the overall tax rate for our business, which is affected by the mix of income we earn in the U.S. and in jurisdictions with different tax rates, the effects of share-based compensation, the effects of integrating intellectual property from

[Table of Contents](#)

acquisitions, the effects of changes in our business or structure, and the effects of discrete items such as legal and tax settlements and tax elections;

- the impact of changes in tax laws or judicial or regulatory interpretations of tax laws, which are recorded in the period such laws are enacted or interpretations are issued, and may significantly affect the effective tax rate of that period;
- tax obligations that may arise from resolutions of tax examinations, including the examination we are currently under by the Internal Revenue Service (IRS), that materially differ from the amounts we have anticipated;
- fluctuations in currency exchange rates and changes in the proportion of our revenue and expenses denominated in foreign currencies;
- trading activity in our share repurchase program;

[Table of Contents](#)

- fluctuations in the market values of our investments in marketable securities, in the valuation of our non-marketable equity securities, and in interest rates;
- the incurrence of indebtedness or our ability to refinance existing indebtedness on acceptable terms;
- changes in U.S. generally accepted accounting principles; and

- changes in regional or global business, macroeconomic, or geopolitical conditions, which may impact the other factors described above.

Unfavorable media coverage negatively affects our business.

We receive a high degree of media coverage around the world. Our reputation has been, and could in the future be, adversely affected by unfavorable publicity regarding, for example, our privacy practices, advertising policies, product decisions, product quality, litigation or regulatory activity, government surveillance, the actions of our advertisers, the actions of our developers whose products are integrated with our products, the use of our products or services for illicit or objectionable ends, the substance or enforcement of our community standards, terms of service, or other policies, the actions of our users, the quality and integrity of content shared on our platform, the perceived or actual impacts of our products or services on user well-being, our management, or the actions of other companies that provide similar services to ours. For example, we have been the subject of significant media coverage involving concerns around our handling of political speech and advertising, hate speech, and other content, as well as user well-being issues, and we continue to receive negative publicity related to these topics. Beginning in September 2021, we became the subject of significant media coverage as a result of allegations and the release of internal company documents by a former employee. In addition, we have been, and may in the future be, subject to negative publicity in connection with our handling of misinformation and other illicit or objectionable use of our products or services, including in connection with geopolitical events and elections in the United States and around the world. Any such negative publicity could have an adverse effect on the size, engagement, and loyalty of our user base and marketer demand for advertising on our products, which could result in decreased revenue and adversely affect our business and financial results, and we have experienced such adverse effects to varying degrees from time to time.

We are subject to the risk of catastrophic events and crises, which may have a significant adverse impact on our business and operations.

We are subject to the risk of public health crises such as pandemics, earthquakes, adverse weather conditions, other natural disasters, terrorism, geopolitical conflict, other physical security threats, power loss, cyber-attacks, and other catastrophic events and crises. For example, the COVID-19 pandemic previously significantly impacted our business and results of operations. In particular, the pandemic resulted in authorities implementing numerous preventative measures from time to time to contain or mitigate the outbreak of the virus, such as travel bans and restrictions, limitations on business activity, quarantines, and shelter-in-place orders, which caused business slowdowns or shutdowns in certain affected countries and regions. These developments led to volatility in the demand for and pricing of our advertising services at various points throughout the pandemic, and we may experience similar effects in the future as a result of the pandemic or other catastrophic events. Such events also expose our business, operations, and workforce to a variety of other risks, including:

[Table of Contents](#)

- volatility in the size of our user base and user engagement;
- delays in product development or releases, or reductions in manufacturing production and sales of consumer hardware, as a result of inventory shortages, supply chain or labor shortages;
- significant volatility and disruption of global financial markets, which could cause fluctuations in currency exchange rates or negatively impact our ability to access capital in the future;
- illnesses to key employees, or a significant portion of our workforce, which may result in inefficiencies, delays, and disruptions in our business; and
- increased volatility and uncertainty in the financial projections we use as the basis for estimates used in our financial statements.

Any of these developments may adversely affect our business, harm our reputation, or result in legal or regulatory actions against us.

We incur significant expenses in operating our business, and some of our investments, particularly our investments in our artificial intelligence initiatives as well as Reality Labs, have the effect of reducing our operating margin and profitability. If our investments are not successful longer-term, our business and financial performance will be harmed.

We incur significant expenses in operating our business, and we expect our expenses to continue to increase in the future as we broaden our user base, as users increase the amount and types of content they consume and the data they share with us, for example with respect to video, as we develop and implement new products, as we market new and existing products and promote our brands, as we continue to expand our technical infrastructure, as we continue to invest in new and unproven technologies, including AI and machine learning, and as we continue our efforts to focus on privacy, safety, security, and content review, and advertising review and enforcement. We have recently previously undertaken cost reduction measures in light of a more challenging operating environment, which may adversely affect these or other business initiatives, and some of these measures have involved, and may in the future involve, up-front charges and outlays of cash to reduce certain longer-term longer-term

[Table of Contents](#)

term expenses. In addition, from time to time we are subject to settlements, judgments, fines, or other monetary penalties in connection with legal and regulatory developments that may be material to our business. We are also continuing to increase our investments in new platforms and technologies, including as part of our efforts related to building the

metaverse, metaverse and wearables efforts. Some of these investments, particularly our significant investments in Reality Labs, have generated only limited revenue and reduced our operating margin and profitability, and we expect the adverse financial impact of such investments to continue for the foreseeable future. For example, our investments in Reality Labs reduced our 2023 2024 overall operating profit by approximately \$16.12 billion \$17.73 billion, and we expect our Reality Labs investments and operating losses to increase meaningfully in 2024, 2025. If our investments are not successful longer-term, our business and financial performance will be harmed.

Our business is dependent on our ability to maintain and scale our technical infrastructure, and any significant disruption in our products and services could damage our reputation, result in a potential loss of users and engagement, and adversely affect our financial results.

Our reputation and ability to attract, retain, and serve our users is dependent upon the reliable performance of our products and services and our underlying technical infrastructure. We have experienced, and may in the future experience, interruptions in the availability or performance of our products and services from time to time. Our systems may not be adequately designed or may not operate with the reliability and redundancy necessary to avoid performance delays or outages that could be harmful to our business. If our products or services are unavailable when users attempt to access them, or if they do not load as quickly as expected, users may not use our products or services as often in the future, or at all, and our ability to serve ads may be disrupted, any of which could adversely affect our business and financial performance. We have experienced such issues to varying degrees from time to time. In addition, as the amount and types of information shared on our products continue to grow and evolve, as the usage patterns of our global community continue to evolve, and as our internal operational demands continue to grow, especially with the deployment of AI technologies, we will need an increasing amount of technical infrastructure, including network capacity, and computing power, and related energy requirements, to continue to satisfy our needs. It Although we are making significant investments in our technical infrastructure, it is possible that we may fail to continue to effectively scale and grow our technical infrastructure to accommodate these increased demands or achieve our business objectives, which may adversely affect our user engagement and advertising revenue. In addition, our business may be subject to interruptions, delays, or failures resulting from earthquakes, adverse weather conditions, other natural

[Table of Contents](#)

disasters, power loss, terrorism, geopolitical conflict, other physical security threats, cyber-attacks, or other catastrophic events and crises. Global climate change could result in certain types of natural disasters occurring more frequently or with more intense effects. Any such events may result in users being subject to service disruptions or outages and we may not be able to recover our technical infrastructure and user data in a timely manner to restart or provide our services, which may adversely affect our financial results. We also have been, and may in the future be, subject to increased energy and/or other costs to maintain the availability or performance of our products and services in connection with any such events.

A substantial portion of our technical infrastructure is provided by third parties. Any disruption or failure in the services we receive from these providers could harm our ability to handle existing or increased traffic and could significantly harm our business. Any financial or other difficulties these providers face may adversely affect our business, and we exercise little control over these providers, which increases our vulnerability to problems with the services they provide. We have experienced, and expect to continue to experience, various challenges with the supply chain related to supporting our technical infrastructure. As a result, we have adjusted, and may continue to adjust in the future, our procurement practices to adapt to the evolving landscape. We may not be able to secure sufficient components, equipment, or services from third parties to satisfy our needs, or we may be required to procure such components, equipment, or services on unfavorable terms.

Any of these developments may result in interruptions in the availability or performance of our products or services, require unfavorable changes to existing products or services, delay the introduction of future products or services, or otherwise adversely affect our business and financial results.

We have experienced, and could experience in the future, difficulties in building and operating key portions of our technical infrastructure.

We have designed and built our own data centers and key portions of our technical infrastructure through which we serve our products, and we plan to continue to significantly expand the size of our infrastructure primarily through data centers, subsea and terrestrial fiber optic cable systems, and other projects. The infrastructure expansion we are undertaking is complex and involves projects in multiple locations around the world, including in developing regions that expose us to increased risks relating to anti-corruption compliance, trade compliance, and political challenges, among others. We have

[Table of Contents](#)

changed, suspended, and terminated certain of these projects as a result of various factors, and may continue to do so in the future. Additional unanticipated delays or disruptions in the completion of these projects, including due to the availability of components, power or network capacity, or any shortage of labor necessary in building portions of such projects, challenges in obtaining required government or regulatory approvals, or other geopolitical challenges or actions by governments, whether as a result of trade disputes or otherwise, may lead to increased project costs, operational inefficiencies, interruptions in the delivery or degradation of the quality or reliability of our products and services, or impairment of assets on our balance sheet. For example, like others in our industry, we rely on certain third-party equipment and components for our technical infrastructure that are manufactured by a small number of third parties, often with significant operations in a single region such as Asia. Any of the foregoing delays or disruptions, including actions by governments or geopolitical events such as international conflicts, could result in tariffs, sanctions, export or import controls, and other measures that restrict international trade, could reduce or eliminate the ability of our suppliers, manufacturers, or other third-party providers to continue their operations to manufacture, or limit or eliminate our ability to purchase, key components of our technical infrastructure.

In addition, there may be issues related to this infrastructure that are not identified during the testing phases of design and implementation, which may only become evident after we have started to fully utilize the underlying equipment, that could further degrade the user experience or increase our costs. Further, much of our technical infrastructure is located outside the United States, and action by a foreign government, or our response to such government action, has resulted, and may result in the future, in the impairment of a portion of our technical infrastructure, which may interrupt the delivery or degrade the quality or reliability of our products and lead to a negative user experience or increase our costs. Any of these events could adversely affect our business, reputation, or financial results.

Real or perceived inaccuracies in our community and other metrics may harm our reputation and negatively affect our business.

The numbers for our key metrics, which include our Family metrics (DAP, MAP, DAP and average revenue per person (ARPP)) and Facebook metrics (DAUs, MAUs, and average revenue per user (ARPU)), are calculated using internal company data based on the activity of user accounts. While these numbers are based on what we believe to be reasonable estimates of our user base for the applicable period of measurement, there are inherent challenges in measuring usage of our products across large online and mobile populations around the world. The methodologies used to measure these metrics

[Table of Contents](#)

require significant judgment and are also susceptible to algorithm or other technical errors. In addition, we are continually seeking to improve our estimates of our user base, and such estimates may change due to improvements or changes in our methodology. We regularly review our processes for calculating these metrics, and from time to time we discover inaccuracies in our metrics or make adjustments to improve their accuracy, which can result in adjustments to our historical metrics. Our ability to recalculate our historical metrics may be impacted by data limitations or other factors that require us to apply different methodologies for such adjustments. We generally do not intend to update previously disclosed Family metrics for any such inaccuracies or adjustments that are within the error margins disclosed below.

In addition, our Family metrics and Facebook metrics estimates will differ from estimates published by third parties due to differences in methodology or other factors such as data limitations or other challenges in measuring large online and mobile populations. For example, our Family metrics estimates methodologies include measurements of our user base that have in some instances exceed exceeded estimates of addressable online and mobile populations that are based on data published by third parties.

Many people in our community have user accounts on more than one of our products, and some people have multiple user accounts within an individual product. Accordingly, for our Family metrics, we do not seek to count the total number of user accounts across our products because we believe that would not reflect the actual size of our community. Rather, our Family metrics represent our estimates of the number of unique people using at least one of Facebook, Instagram, Messenger, and WhatsApp. We do not require people to use a common identifier or link their accounts to use multiple products in our Family, and therefore must seek to attribute multiple user accounts within and across products to individual people. To calculate these metrics, we rely upon complex techniques, algorithms and machine learning models that seek to count the individual people behind user accounts, including by matching multiple user accounts within an individual product and across multiple products when we believe they are attributable to a single person, and counting such group of accounts as one person. These techniques and models require significant judgment, are subject to data and other limitations discussed below, and inherently are subject to statistical variances and uncertainties. We estimate the potential error in our Family metrics primarily based on user survey data as described further below, which itself is subject to error as well. While we expect the error margin for our Family metrics to vary from period to period, we estimate that such margin generally will be approximately 3% of our worldwide MAP, DAP. At our scale, it is very difficult to attribute multiple user accounts within and across products to individual people, and it is possible that the actual numbers of unique people using our products may vary

[Table of Contents](#)

significantly from our estimates, potentially beyond our estimated error margins. As a result, it is also possible that our Family metrics may indicate changes or trends in user numbers that do not match actual changes or trends.

To calculate our estimates of Family DAP, and MAP, we currently use a series of machine learning models that are developed based on internal reviews of limited samples of user accounts and calibrated against user survey data. We apply significant judgment in designing these models and calculating these estimates. For example, to match user accounts within individual products and across multiple products, we use data signals such as similar device information, IP addresses, and user names. We also calibrate our models against data from periodic user surveys of varying sizes and frequency across our products, which survey questions are based on monthly usage, and which are inherently subject to error. The timing and results of such user surveys have in the past contributed, and may in the future contribute, to changes in our reported Family metrics from period to period. In addition, our data limitations may affect our understanding of certain details of our business and increase the risk of error for our Family metrics estimates. Our techniques and models rely on a variety of data signals from different products, and we rely on more limited data signals for some products compared to others. For example, as a result of limited visibility into encrypted products, we have fewer data signals from WhatsApp user accounts and primarily rely on phone numbers and device information to match WhatsApp user accounts with accounts on our other products. Any loss of access to data signals we use in our process for calculating Family metrics, whether as a result of our own product decisions, actions by third-party browser or mobile platforms, regulatory or legislative requirements, or other factors, also may impact the stability or accuracy of our reported Family metrics, as well as our ability to report these metrics at all. Our estimates of Family metrics also may change as our methodologies evolve, including through the application of new data signals or technologies, product changes, or other improvements in our user surveys, algorithms, or machine learning that may improve our ability to match accounts within and across our products or otherwise evaluate the broad population of our users. In addition, such evolution may allow us to identify previously undetected violating accounts (as defined below).

We regularly evaluate our Family metrics to estimate the percentage of our MAP DAP consisting solely of "violating" accounts. We define "violating" accounts as accounts which we believe are intended to be used for purposes that violate our terms of service, including bots and spam. In the fourth quarter of 2023, 2024, we estimated that approximately less than 3% of our worldwide MAP DAP consisted solely of violating accounts. Such estimation is based on an internal review of a limited sample of accounts, and we apply significant judgment in making this determination. For example, we look for account information and behaviors associated with Facebook and Instagram accounts that appear to be inauthentic to the reviewers, but we have

[Table of Contents](#)

limited visibility into WhatsApp user activity due to encryption. In addition, if we believe an individual person has one or more violating accounts, we do not include such person in our violating accounts estimation as long as we believe they have one account that does not constitute a violating account. From time to time, we disable certain user accounts, make product changes, or take other actions to reduce the number of violating accounts among our users, which may also reduce our DAP and MAP estimates in a particular period. We intend to continue to disclose our estimates of the percentage of our DAP consisting solely of violating accounts on an annual basis in our Annual Report on Form 10-K. Violating accounts are very difficult to measure at our scale, and it is possible that the actual number of violating accounts may vary significantly from our estimates.

We also regularly evaluate our Facebook metrics to estimate the number of "duplicate" and "false" accounts among our MAUs. A duplicate account is one that a user maintains in addition to his or her principal account. We divide "false" accounts into two categories: (1) user-misclassified accounts, where users have created personal profiles for a business, organization, or non-human entity such as a pet (such entities are permitted on Facebook using a Page rather than a personal profile under our terms of service); and (2) violating accounts, which represent user profiles that we believe are intended to be used for purposes that violate our terms of service, such as bots and spam. The estimates of duplicate and false accounts are based on an internal review of a limited sample of accounts, and we apply significant judgment in making this determination. For example, to identify duplicate accounts we use data signals such as identical IP addresses and similar user names, and to identify false accounts we look for names that appear to be fake or other behavior that appears inauthentic to the reviewers. Any loss of access to data signals we use in this process, whether as a result of our own product decisions, actions by third-party browser or mobile platforms, regulatory or legislative requirements, or other factors, also may impact the stability or accuracy of our estimates of duplicate and false accounts. Our estimates also may change as our methodologies evolve, including through the application of new data signals or technologies or product changes that may allow us to identify previously undetected duplicate or false accounts and may improve our ability to evaluate a broader population of our users. Duplicate and false accounts are very difficult to measure at our scale, and it is possible that the actual number of duplicate and false accounts may vary significantly from our estimates.

In the fourth quarter of 2023, we estimated that duplicate accounts may have represented approximately 10% of our worldwide MAUs. We believe the percentage of duplicate accounts is meaningfully higher in developing markets such as the Philippines and Vietnam, as compared to more developed markets. In the fourth quarter of 2023, we estimated that false accounts may have represented approximately 4% of our worldwide MAUs. Our estimation of false accounts can vary as a result of episodic spikes in the creation of such accounts, which we have seen originate more frequently in specific countries such as Indonesia, Vietnam, and Nigeria. From time to time, we disable certain user accounts, make product changes, or take other actions to reduce the number of duplicate or false accounts among our users, which may also reduce our DAU and MAU estimates in a particular period.

Other data limitations also may affect our understanding of certain details of our business. For example, while user-provided data indicates a decline in usage among younger users, this age data may be unreliable because a disproportionate number of our younger users register with an inaccurate age. Accordingly, our understanding of usage by age group may not be complete.

In addition, our Our estimates for revenue by user location, as well as year-over-year percentage changes in ad impressions delivered and the average price per ad by user location, are also affected by data limitations and other challenges in measuring user geography. Our data regarding the geographic location of our users is estimated based on a number of factors, such as the user's IP address and self-disclosed location. These factors may not always accurately reflect the user's actual location. For example, a user may appear to be accessing Facebook our products from the location of the proxy server that the user connects to rather than from the user's actual location. The methodologies used to measure our metrics are also susceptible to algorithm or other technical errors, and our estimates for revenue by user location and revenue by user device are also affected by these factors, errors.

In addition, from time to time we provide, or rely on, certain other metrics and estimates, including those relating to the reach and effectiveness of our ads. Many of our metrics involve the use of estimations and judgments, and our metrics and estimates are subject to software bugs, inconsistencies in our systems, and human error. Such metrics and estimates also change from time to time due to improvements or changes in our terminology or methodology, including as a result of loss of access to data signals we use in calculating such metrics and estimates. We have been, and may in the future be, subject to litigation as well as marketer, regulatory, and other inquiries regarding the accuracy of such metrics and estimates. Where marketers, developers, or investors do not perceive our metrics or estimates to be accurate, or where we discover material

[Table of Contents](#)

inaccuracies in our metrics or estimates, we may be subject to liability, our reputation may be harmed, and marketers and developers may be less willing to allocate their budgets or resources to our products that deliver ad impressions, which could negatively affect our business and financial results.

[Table of Contents](#)

We cannot assure you that we will effectively manage our scale.

Our employee headcount and the scale and complexity of our business have increased significantly over time. The scale of our business and breadth of our products create significant challenges for our management, operational, and financial resources, including managing multiple relationships with users, marketers, developers, and other third parties, and maintaining information technology systems and internal controls and procedures that support the scale and complexity of our business. In addition, some members of our management do not have significant experience managing a large global business operation, so our management may not be able to manage our scale effectively. To effectively manage our scale, we must maintain, and continue to adapt, our operational, financial, and management processes and systems, manage our headcount and facilities, and effectively train and manage our personnel. Many of our personnel work remotely, which may lead to challenges in productivity and collaboration. In addition, from time to time, we implement organizational changes to pursue greater efficiency and realign our business and strategic priorities. For example, in 2022 and 2023, we announced several initiatives, including restructurings, employee layoffs, and measures to scale down our office facilities, but we cannot guarantee that they will achieve our intended results, facilities. These efforts also subject us to risks such as greater than anticipated costs, adverse effects on employee retention, and increased difficulty managing the scale and complexity of our business. For example, we could face delays or challenges with product development, other business and strategic initiatives, or legal and regulatory compliance, as well as other disruptions to our operations. As our organization continues to evolve, and we are required to implement and adapt complex organizational management structures, we may find it

difficult to maintain the benefits of our corporate culture, including our ability to quickly develop and launch new and innovative products. Any of these developments could negatively affect our business, reputation, or financial results.

We have significant international operations, which subject us to increased business, economic, and legal risks that could affect our financial results.

We have significant international operations. We currently make Facebook our Family products available in a total of more than 100 different languages, and we have offices or data centers in approximately 40 different countries. We may enter new international regions where we have limited or no experience in marketing, selling, and deploying our products. Our products are generally available globally, but some or all of our products or functionality may not be available in certain regions due to legal and regulatory complexities. For example, several of our products are not generally available in China. We also outsource certain operational functions to third parties globally. If we fail to deploy, manage, or oversee our international operations successfully, our business may suffer. In addition, we are subject to a variety of risks inherent in doing business internationally, including:

- political, social, or economic instability;
- risks related to legal, regulatory, and other government scrutiny applicable to U.S. companies with sales and operations in foreign jurisdictions, including with respect to privacy, tax, law enforcement, content, trade compliance, supply chain, competition, consumer protection, intellectual property, environmental, health and safety, accessibility, licensing, and infrastructure matters;
- potential damage to our brand and reputation due to compliance with local laws, including potential censorship or requirements to provide user information to local authorities;
- enhanced difficulty in reviewing content on our platform and enforcing our community standards, terms of service, and other policies across different languages and countries;
- fluctuations in currency exchange rates and compliance with currency controls;
- foreign exchange controls and tax and other regulations and orders that might prevent us from repatriating cash earned in countries outside the United States or otherwise limit our ability to move cash freely, and impede our ability to invest such cash efficiently;
- higher levels of credit risk and payment fraud;
- enhanced difficulties of integrating any foreign acquisitions;
- burdens of complying with a variety of foreign laws, including laws related to taxation, content removal, content

[Table of Contents](#)

content moderation, data localization, data protection, competition, e-commerce and payments, and regulatory oversight;

- reduced protection for intellectual property rights in some countries;
- difficulties in staffing, managing, and overseeing global operations and the increased travel, infrastructure, and legal compliance costs associated with multiple international locations, including difficulties arising from personnel working remotely;
- compliance with statutory equity requirements and management of tax consequences; and
- geopolitical events affecting us, our marketers or our industry, including trade disputes, armed conflicts, and pandemics.

In addition, we must manage the potential conflicts between locally accepted business practices in any given jurisdiction and our obligations to comply with laws and regulations, including anti-corruption laws or regulations applicable to us, such as the U.S. Foreign Corrupt Practices Act and the U.K. Bribery Act 2010. We also must manage our obligations to comply with laws and regulations related to import and export controls, trade restrictions, and sanctions, including regulations established by the U.S. Office of Foreign Assets Control. Government agencies and authorities have a broad range of civil and criminal penalties they may seek to impose against companies for violations of anti-corruption laws or regulations, import and export controls, trade restrictions, sanctions, and other laws, rules, and regulations.

If we are unable to expand internationally and manage the complexity of our global operations successfully, our financial results could be adversely affected. We also may be required to or elect to cease or modify our operations or the offering of our products and services in certain regions, including as a result of the risks described above, which could adversely affect our business, user growth and engagement, and financial results.

We face design, manufacturing, and supply chain risks with respect to our consumer hardware products that, if not properly managed, could adversely impact our financial results.

We face a number of risks related to design, manufacturing, and supply chain management with respect to our consumer hardware products. For example, the consumer hardware products we sell from time to time have had, and in the future may have, quality issues resulting from the design or manufacture of the products, or from the software used in the products. Sometimes, these issues may be caused by components we purchase from other manufacturers or suppliers. Our brand and financial results could be adversely affected by any such quality issues, other failures to meet our customers' expectations, or findings of our consumer hardware products to be defective.

We rely on third parties to manufacture and manage the logistics of transporting and distributing our consumer hardware products, which subjects us to a number of risks. The manufacturing of our consumer hardware products depends on a small number of third parties, often with significant operations in a single region such as Asia. We have experienced, and may in the future experience, supply or labor shortages, strikes or other disruptions in logistics and the supply chain, which could result in shipping delays and negatively impact our operations, product development, and sales. We could be negatively affected if we are not able to engage third parties with the necessary capabilities or capacity on reasonable terms, or if those we engage with fail to meet their obligations (whether due to financial difficulties, manufacturing or supply constraints, or other reasons), or make adverse changes in the pricing or other material terms of such arrangements with them. The manufacturing, distribution, and sale of our consumer hardware products also may be negatively impacted by macroeconomic conditions, geopolitical challenges, trade disputes, or other actions by governments or non-state actors (including international conflicts, that could result in tariffs, sanctions, export controls, and other measures that restrict international trade) that subject us to supply shortages, increased costs, or supply chain or logistics disruptions.

We also require the suppliers and business partners of our consumer hardware products to comply with laws and certain company policies regarding sourcing practices and standards on labor, trade compliance, health and safety, the environment, and business ethics, but we do not control them or their practices and standards, standards and have experienced violations of these requirements from time to time. If any of them supplier or business partner violates laws, fails to implement changes in accordance with newly enacted laws, or implements practices or standards regarded as unethical, corrupt, or non-compliant, we could experience supply chain disruptions, government action or fines, canceled orders, or damage to our reputation.

[Table of Contents](#)

We face inventory risk with respect to our consumer hardware products.

We are exposed to inventory risks with respect to our consumer hardware products as a result of rapid changes in product cycles and pricing, unsafe or defective merchandise, supply chain disruptions, changes in consumer demand and consumer spending patterns, changes in consumer tastes with respect to our consumer hardware products, higher tariffs that increase consumer prices, and other factors. The demand for our products can also change significantly between the time inventory or components are ordered and the date of sale. While we endeavor to accurately predict these trends and avoid overstocking or understocking consumer hardware products we may sell, from time to time we have experienced difficulties in accurately predicting and meeting the consumer demand for our products. In addition, when we begin selling or manufacturing a new consumer hardware product or enter new international regions, it may be difficult to establish vendor relationships, determine appropriate product or component selection, and accurately forecast demand. The acquisition of certain types of inventory or components may require significant lead-time and prepayment and they may not be returnable. Any one of the foregoing factors may adversely affect our operating results.

We are involved in numerous class action lawsuits and other litigation matters that are expensive and time consuming, and, if resolved adversely, could harm our business, financial condition, or results of operations.

We are involved in numerous lawsuits, including stockholder derivative lawsuits and putative class action lawsuits, many of which claim statutory damages and/or seek significant changes to our business operations, and we anticipate that we will continue to be a target for numerous lawsuits in the future. Because of the scale of our user, advertiser, and developer base, the plaintiffs in class action cases filed against us typically claim enormous monetary damages even if the alleged per-user or entity harm is small or non-existent. In addition, we have faced, currently face, and will continue to face additional class action and other lawsuits based on claims related to advertising, antitrust, privacy, security, biometrics, content, algorithms, copyright, user well-being, employment, contingent workers, activities on our platform, consumer protection, or product performance or other claims related to the use of consumer hardware and software, including virtual reality technology and products, which are new and unproven. For example, we are currently the subject of multiple putative class action suits in connection with our platform and user data practices and the misuse of certain data by a developer that shared such data with third parties in violation of our terms and policies; the disclosure of our earnings results for the second quarter of 2018; our acquisitions of Instagram and WhatsApp, as well as other alleged anticompetitive conduct; a former employee's allegations and release of internal company documents beginning in September 2021; the disclosure of our earnings results for the fourth quarter of 2021; and allegations that we inflated our estimates of the potential audience size for advertisements, resulting in artificially increased demand and higher prices. We are also the subject of multiple lawsuits related to our alleged use of biometric technology, our alleged recommendation of and/or failure to remove harmful content, information from third-party websites or apps via our business tools, our alleged use of copyright-protected content to train our AI models, and allegations that Facebook and Instagram cause "social media addiction" in users and allegations of violations of the Children's Online Privacy Protection Act (COPPA). The results of any such lawsuits and claims cannot be predicted with certainty, and any negative outcome from any such lawsuits could result in payments of substantial monetary damages or fines, or undesirable changes to our products or business practices, and accordingly our business, financial condition, or results of operations could be materially and adversely affected.

There can be no assurances that a favorable final outcome will be obtained in all our cases, and defending any lawsuit is costly and can impose a significant burden on management and employees. Any litigation to which we are a party may result in an onerous or unfavorable judgment that may not be reversed upon appeal or in payments of

substantial monetary damages or fines, or we may decide to settle lawsuits on similarly unfavorable terms, which has occurred in the past and which could adversely affect our business, financial conditions, or results of operations.

We plan to continue to make acquisitions and pursue other strategic transactions, which could impact our financial condition or results of operations and may adversely affect the price of our common stock.

As part of our business strategy, we have made and intend to continue to make acquisitions to add specialized employees and complementary companies, products, or technologies, and from time to time may enter into other strategic transactions such as investments and joint ventures. We may not be able to find suitable acquisition candidates, and we may not be able to complete acquisitions or other strategic transactions on favorable terms, or at all, including as a result of regulatory challenges. For example, we completed our divestiture of Giphy in 2023 following the United Kingdom Competition and Markets Authority's order directing us to divest Giphy post-acquisition. In addition, although we were able to successfully complete the acquisition after prevailing in federal court, the FTC sought to enjoin our proposed acquisition of Within Unlimited. In some cases, the costs of such acquisitions or other strategic transactions may be substantial, and there is

[Table of Contents](#)

no assurance that we will realize expected synergies and potential monetization opportunities for our acquisitions or a favorable return on investment for our strategic investments.

We may pay substantial amounts of cash or incur debt to pay for acquisitions or other strategic transactions, which has occurred in the past and could adversely affect our liquidity. The incurrence of indebtedness also results in increased fixed obligations and increased interest expense, and could also include covenants or other restrictions that would impede our ability to manage our operations. We may also issue equity securities to pay for acquisitions and we regularly grant restricted stock units to retain the employees of acquired companies, which could increase our expenses, adversely affect our financial results, and result in dilution to our stockholders. In addition, any acquisitions or other strategic transactions we announce could be viewed negatively by users, marketers, developers, or investors, which may adversely affect our business or the price of our Class A common stock.

We may also discover liabilities, deficiencies, or other claims associated with the companies or assets we acquire that were not identified in advance, which may result in significant unanticipated costs. The effectiveness of our due diligence review and our ability to evaluate the results of such due diligence are dependent upon the accuracy and completeness of statements and disclosures made or actions taken by the companies we acquire or their representatives, as well as the limited amount of time in which acquisitions are executed. In addition, we may fail to accurately forecast the financial impact of an acquisition or other strategic transaction, including tax and accounting charges. Acquisitions or other strategic transactions may also result in our recording of significant additional expenses to our results of operations and recording of substantial finite-lived intangible assets on our balance sheet upon closing. Any of these factors may adversely affect our financial condition or results of operations.

We may not be able to successfully integrate our acquisitions, and we incur significant costs to integrate and support the companies we acquire.

The integration of acquisitions requires significant time and resources, particularly with respect to companies that have significant operations or that develop products where we do not have prior experience, and we may not manage these processes successfully. We have made, and may in the future make, substantial investments of resources to support our acquisitions, which can result in significant ongoing operating expenses and the diversion of resources and management attention from other areas of our business. We cannot assure you that these investments will be successful. If we fail to successfully integrate the companies we acquire, we may not realize the benefits expected from the transaction and our business may be harmed.

[Table of Contents](#)

We are involved in numerous class action lawsuits and other litigation matters that are expensive and time consuming, and, if resolved adversely, could harm our business, financial condition, or results of operations.

We are involved in numerous lawsuits, including stockholder derivative lawsuits and putative class action lawsuits, many of which claim statutory damages and/or seek significant changes to our business operations, and we anticipate that we will continue to be a target for numerous lawsuits in the future. Because of the scale of our user, advertiser, and developer base, the plaintiffs in class action cases filed against us typically claim enormous monetary damages even if the alleged per-user or entity harm is small or non-existent. In addition, we have faced, currently face, and will continue to face additional class action and other lawsuits based on claims related to advertising, antitrust, privacy, security, biometrics, content, algorithms, copyright, user well-being, employment, contingent workers, activities on our platform, consumer protection, or product performance or other claims related to the use of consumer hardware and software, including virtual reality technology and products, which are new and unproven. For example, we are currently the subject of multiple putative class action suits in connection with our platform and user data practices and the misuse of certain data by a developer that shared such data with third parties in violation of our terms and policies; the disclosure of our earnings results for the second quarter of 2018; our acquisitions of Instagram and WhatsApp, as well as other alleged anticompetitive conduct; a former employee's allegations and release of internal company documents beginning in September 2021; the disclosure of our earnings results for the fourth quarter of 2021; and allegations that we inflated our estimates of the potential audience size for advertisements, resulting in artificially increased demand and higher prices. We are also the subject of multiple lawsuits related to our alleged use of facial recognition technology, our alleged recommendation of and/or failure to remove harmful content, information from third-party websites or apps via our business tools, our alleged use of copyright-protected content to train our AI models, and allegations that Facebook and Instagram cause "social media addiction" in users and allegations of violations of the Children's Online Privacy Protection Act (COPPA). The results of any such lawsuits and claims cannot be predicted with certainty, and any negative outcome from any such lawsuits could result in payments of substantial monetary damages or fines, or undesirable changes to our products or business practices, and accordingly our business, financial condition, or results of operations could be materially and adversely affected.

There can be no assurances that a favorable final outcome will be obtained in all our cases, and defending any lawsuit is costly and can impose a significant burden on management and employees. Any litigation to which we are a party may result in an onerous or unfavorable judgment that may not be reversed upon appeal or in payments of

substantial monetary damages or fines, or we may decide to settle lawsuits on similarly unfavorable terms, which has occurred in the past and which could adversely affect our business, financial conditions, or results of operations.

We may have exposure to greater than anticipated tax liabilities.

Our tax obligations, including income and non-income taxes, are based in part on our corporate operating structure and intercompany arrangements, including the manner in which we operate our business, develop, value, manage, protect, and use our intellectual property, and the valuations of our intercompany transactions. The tax laws applicable to our business, including the laws of the United States and other jurisdictions, are subject to interpretation and certain jurisdictions are aggressively interpreting their laws in new ways in an effort to raise additional tax revenue from companies such as Meta. We are subject to regular review and audit by U.S. federal, state, and foreign tax authorities. Tax authorities may disagree with certain positions we have taken, including our methodologies for valuing developed technology or intercompany arrangements, and any adverse outcome of such a review or audit could increase our worldwide effective tax rate, increase the amount of non-income taxes imposed on our business, and harm our financial position, results of operations, and cash flows. For example, in 2016 and 2018, the IRS issued formal assessments relating to transfer pricing with our foreign subsidiaries in conjunction with the examination of the 2010 through 2013 tax years. Although we disagree with the IRS's position and are litigating this issue, the ultimate resolution is uncertain and, if resolved in a manner unfavorable to us, may adversely affect our financial results.

The determination of our worldwide provision for income taxes and other tax liabilities requires significant judgment by management, and there are many transactions where the ultimate tax determination is uncertain. Our provision for income taxes is determined by the manner in which we operate our business, and any changes to such operations or laws applicable to such operations may affect our effective tax rate. Although we believe that our provision for income taxes and estimates of our non-income tax liabilities are reasonable, the ultimate settlement may differ from the amounts recorded in our financial statements and may materially affect our financial results in the period or periods for which such determination is made.

[Table of Contents](#)

Our future income tax rates could be volatile and difficult to predict due to changes in jurisdictional profit split, changes in the amount and recognition of deferred tax assets and liabilities, or by changes in tax laws, regulations, or accounting principles.

Changes in tax laws or tax rulings could materially affect our financial position, results of operations, and cash flows.

The tax regimes we are subject to or operate under, including income and non-income taxes, are unsettled and may be subject to significant change. Changes in tax laws or tax rulings, or changes in interpretations of existing laws, could materially affect our financial position, results of operations, and cash flows. For example, the 2017 Tax Cuts and Jobs Act (Tax Act) enacted in December 2017 had a significant impact on our tax obligations and effective tax rate for the fourth quarter of 2017. The issuance of additional regulatory or accounting guidance related to the Tax Act, or other executive or Congressional actions in the United States or globally could materially increase our tax obligations and significantly impact our effective tax rate in the period such guidance is issued or such actions take effect, and in future periods. In addition, many countries have recently proposed or recommended changes to existing tax laws or have enacted new laws that could significantly increase our tax obligations in many countries where we do business or require us to change the manner in which we operate our business.

Over the last several years, the Organization for Economic Cooperation and Development (OECD) has been working on a Base Erosion and Profit Shifting Project that, if implemented, would change various aspects of the existing framework under which our tax obligations are determined in many of the countries in which we do business. As a number of July 2023, nearly 140 countries have approved a framework that imposes an enacted legislation to implement the OECD's 15% global minimum tax regime. As additional jurisdictions enact legislation, transitional relief expires, and other provisions of the minimum tax legislation become effective, our effective tax rate of 15%, among other provisions. As this framework is subject to further negotiation and implementation by each member country, the timing and ultimate impact of any such changes on our cash tax obligations are uncertain. payments could increase in future years. Similarly, the European Commission and several countries have issued proposals that would apply to various aspects of the current international tax framework rules under which we are taxed. These proposals include changes to the existing framework rules to calculate income tax, as well as proposals to change or impose new types of non-income taxes, including taxes based on a percentage of revenue. For example, several jurisdictions have proposed or enacted taxes applicable to digital services, which include business activities on digital advertising and online marketplaces, and which apply to our business. There are ongoing OECD negotiations that contemplate an alternative to these proposals, which may proliferate in the absence of multilateral agreement.

The European Commission has conducted investigations in multiple countries focusing on whether local country tax rulings or tax legislation provides preferential tax treatment that violates European Union state aid rules and concluded that certain member states, including Ireland, have provided illegal state aid in certain cases. These investigations may result in changes to the tax treatment of our foreign operations.

Due to the large and expanding scale of our international business activities, many of these types of changes to the taxation of our activities described above could increase our worldwide effective tax rate, increase the amount of non-income taxes imposed on our business, and harm our financial position, results of operations, and cash flows. Such changes may also apply retroactively to our historical operations and result in taxes greater than the amounts estimated and recorded in our financial statements.

Given our levels of share-based compensation, our tax rate has in the past varied, and may in the future vary, significantly depending on our stock price.

The tax effects of the accounting for share-based compensation have in the past impacted, and may in the future impact, our effective tax rate, sometimes significantly, from period to period. In periods in which our stock price varies from the grant price of the share-based compensation vesting in that period, we will recognize excess tax benefits or shortfalls that will impact our effective tax rate. For example, in 2023, 2024, excess tax benefits recognized from share-based compensation decreased our provision for income taxes by \$708 million \$3.22 billion and our effective income tax rate by one five percentage point points as compared to the tax rate without such benefits. In future periods in which our stock price varies in comparison to the grant price of the share-based compensation vesting in that period, our effective tax rate may be inversely impacted. The amount and value of share-based compensation issued relative to our earnings in a particular period will also affect the magnitude of the impact of share-based compensation on our effective

tax rate. These tax effects are dependent on our stock price, which we do not control, and a decline in our stock price could significantly increase our effective tax rate and adversely affect our financial results.

[Table of Contents](#)

If our goodwill or intangible assets become impaired, we may be required to record a significant charge to earnings.

We review our intangible assets for impairment when events or changes in circumstances indicate the carrying value may not be recoverable, such as a decline in stock price and market capitalization. We test goodwill for impairment at the reporting unit level at least annually. If such goodwill or intangible assets are deemed to be impaired, an impairment loss equal to the amount by which the carrying amount exceeds the fair value of the assets would be recognized. We may be required to record a significant charge in our financial statements during the period in which any impairment of our goodwill or intangible assets is determined, which would negatively affect our results of operations.

The loss of one or more of our key personnel, or our failure to attract and retain other highly qualified personnel in the future, could harm our business.

We currently depend on the continued services and performance of our key personnel, including Mark Zuckerberg. Mr. Zuckerberg and certain other members of management participate in various high-risk activities, such as combat sports, extreme sports, and recreational aviation, which carry the risk of serious injury and death. If Mr. Zuckerberg were to become unavailable for any reason, there could be a material adverse impact on our operations. The loss of other key personnel, including members of management as well as key engineering, product development, marketing, and sales personnel, could also disrupt our operations and have an adverse effect on our business.

In addition, we cannot guarantee we will continue to attract and retain the personnel we need to maintain our competitive position. In particular, we expect to continue to face significant challenges in hiring specialized technical personnel, particularly senior engineering talent, whether as a result of competition with other companies or other factors. As we continue to mature, the incentives to attract, retain, and motivate employees provided by our equity awards or by future arrangements may not be as effective as in the past, and if we issue significant equity to attract additional employees or to retain our existing employees, we would incur substantial additional share-based compensation expense and the ownership of our existing stockholders would be further diluted. Our ability to attract, retain, and motivate employees may also be adversely affected by stock price volatility. In addition, restrictive immigration policies or legal or regulatory developments relating to immigration may negatively affect our efforts to attract and hire new personnel as well as retain our existing **personnel**. If we do not succeed in attracting, hiring, and integrating excellent personnel, or retaining and motivating existing personnel, we may be unable to grow effectively.

Our CEO has control over key decision making as a result of his control of a majority of the voting power of our outstanding capital stock.

Mark Zuckerberg, our founder, **Board Chair, Chairman**, and CEO, is able to exercise voting rights with respect to a majority of the voting power of our outstanding capital stock and therefore has the ability to control the outcome of all matters submitted to our stockholders for approval, including the election of directors and any merger, consolidation, or sale of all or substantially all of our assets. This concentrated control could delay, defer, or prevent a change of control, merger, consolidation, or sale of all or substantially all of our assets that our other stockholders support, or conversely this concentrated control could result in the consummation of such a transaction that our other stockholders do not support. This concentrated control could also discourage a potential investor from acquiring our Class A common stock, which has limited voting power relative to the Class B common stock, and might harm the trading price of our Class A common stock. In addition, Mr. Zuckerberg has the ability to control the management and major strategic investments of our company as a result of his position as our CEO and his ability to control the election or, in some cases, the replacement of our directors. In the event of his death, the shares of our capital stock that Mr. Zuckerberg owns will be transferred to the persons or entities that he has designated. As a board member and officer, Mr. Zuckerberg owes a fiduciary duty to our stockholders and must act in good faith in a manner he reasonably believes to be in the best interests of our stockholders. As a stockholder, even a controlling stockholder, Mr. Zuckerberg is entitled to vote his shares in his own interests, which may not always be in the interests of our stockholders generally.

We cannot guarantee that our share repurchase program will be fully consummated or that it will enhance long-term stockholder value. Share repurchases and dividend payments could also increase the volatility of the trading price of our stock and will diminish our cash reserves.

Although our board of directors has authorized a share repurchase program that does not have an expiration date, the program does not obligate us to repurchase any specific dollar amount or to acquire any specific number of shares of our Class A common stock. The specific timing and amount of any share repurchases, and the specific timing and amount of any

[Table of Contents](#)

dividend payments, will depend on prevailing share prices, general economic and market conditions, company performance, and other considerations. We cannot guarantee that the repurchase program will be fully consummated or that it will enhance long-term stockholder value. The repurchase program and dividend payments could affect the trading price of our stock and increase volatility, and any announcement of a termination of this repurchase program or dividend payments may result in a decrease in the trading price of our stock. In addition, this repurchase program and dividend payments will diminish our cash reserves.

There can be no assurance that we will continue to declare cash dividends.

On February 1, 2024, we announced the initiation of our first-ever quarterly cash dividend. The payment of any cash dividends in the future is subject to continued capital availability, market conditions, applicable laws and agreements, and our board of directors continuing to determine that the declaration of dividends are in the best interests of our stockholders. The declaration and payment of any dividend may be discontinued or reduced at any time, and there can be no assurance that we will declare cash dividends in the future in any particular amounts, or at all.

Risks Related to Government Regulation and Enforcement

Actions by governments that restrict access to Facebook or our other products in their countries, censor or moderate content on our products in their countries, or otherwise impair our ability to sell or deliver advertising in their countries, could substantially harm our business and financial results.

Governments from time to time seek to censor or moderate content available on Facebook or our other products in their country, restrict access to our products from their country partially or entirely, or impose other restrictions that may affect the accessibility of our products in their country for an extended period of time or indefinitely. For example, user access to Facebook and certain of our other products has been or is currently restricted in whole or in part in China, Iran, and North Korea. In addition, government authorities in other countries may seek to restrict user access to our products if they consider us to be in violation of their laws or a threat to public safety or for other reasons, and certain of our products have been restricted by governments in other countries from time to time. For example, in 2020, Hong Kong adopted a National Security Law that provides authorities with the ability to obtain information, remove and block access to content, and suspend user services, and if we are found to be in violation of this law then the use of our products may be restricted. Hong Kong is also expected to pass additional national security legislation in 2024. In addition, if we are required to or elect to make changes to our marketing and sales or other operations in Hong Kong as a result of the National Security Law or other legislation, our revenue and business in the region will be adversely affected. In addition, in connection with the war in Ukraine in the first quarter of 2022, access to Facebook and Instagram was restricted in Russia and the services were then prohibited by the Russian government, which has adversely affected, and will likely continue to adversely affect, our revenue and business in the region.

It is also possible that government authorities could take action that impairs our ability to sell or deliver advertising, including in countries where access to our consumer-facing products may be blocked or restricted. For example, we generate meaningful revenue from a small number of resellers serving advertisers based in China, and it is possible that the Chinese, United States, or other government could take action that reduces or eliminates our China-based advertising revenue, whether as a result of the trade dispute with the United States, including any tariffs implemented by the United States or China, in response to content issues or information requests in Hong Kong or elsewhere, or for other reasons, or take other action against us, such as imposing taxes or other penalties, which could adversely affect our financial results.

Similarly, if we are found to be out of compliance with certain legal requirements for companies in Turkey, the Turkish government could take action to reduce or eliminate our Turkey-based advertising revenue or otherwise adversely impact access to our products. In the event that content shown on Facebook or our other products is subject to censorship, access to our products is restricted, in whole or in part, in one or more countries, we are required to or elect to make changes to our operations, or other restrictions are imposed on our products, or our competitors are able to successfully penetrate new geographic markets or capture a greater share of existing geographic markets that we cannot access or where we face other restrictions, our ability to retain or increase our user base, user engagement, or the level of advertising by marketers may be adversely affected, we may not be able to maintain or grow our revenue as anticipated, and our financial results could be adversely affected.

[Table of Contents](#)

Our business is subject to complex and evolving U.S. and foreign laws and regulations regarding privacy, data use, and data combination, data protection, content, competition, youth, safety, and consumer protection, advertising, e-commerce, and other matters. Many of these laws and regulations are subject to change and uncertain interpretation, and could result in claims, changes to our products and business practices, monetary penalties, increased cost of operations, or declines in user growth or engagement, or otherwise harm our business.

We are subject to a variety of laws and regulations in the United States and abroad that involve matters central to our business, including privacy, data use, data combination, data protection and personal information, the provision of our services to younger users, biometrics, encryption, rights of publicity, content, integrity, intellectual property, advertising, marketing, distribution, data security, data retention and deletion, data localization and storage, data disclosure, AI and machine learning, electronic contracts and other communications, competition, protection of minors, consumer protection, civil rights, accessibility, telecommunications, product liability, e-commerce, taxation, economic or other trade controls including sanctions, anti-corruption and political law compliance, securities law compliance, and online payment services. The introduction of new products, expansion of our activities in certain jurisdictions, or other actions that we may take may subject us to additional laws, regulations, or other government scrutiny. In addition, foreign data protection, privacy, content, competition, consumer protection, these U.S. and other foreign laws and regulations can may impose different obligations or be more restrictive than those in the United States, from each other and create the potential for significant fines to be imposed.

These U.S. federal and state, EU, and other international laws and regulations, which in some cases can be enforced by private parties in addition to government entities, are constantly evolving and can be subject to significant change. As a result, the application, interpretation, and enforcement of these laws and regulations are often uncertain, particularly in the new and rapidly evolving industry in which we operate, and may be interpreted and applied inconsistently from jurisdiction to jurisdiction and inconsistently with our current policies and practices. For example, regulatory or legislative actions or litigation concerning the manner in which we display content to our users, moderate content, provide our services to younger users, or are able to use data in various ways, including for advertising, have in the past and could in the future adversely affect user growth and engagement. Such actions could engagement, affect the manner in which we provide our services, or adversely affect our financial results, including by imposing significant fines that increasingly may be calculated based on global revenue.

We are also subject to evolving laws and regulations that dictate whether, how, and under what circumstances we can transfer, process or receive certain data that is critical to our operations, including data shared between countries or regions in which we operate and data shared among our products and services. For example, in 2016, the European Union and United States agreed to a transfer framework for data transferred from the European Union to the United States, called the Privacy Shield, but the Privacy Shield was invalidated in July 2020 by the Court of Justice of the European Union (CJEU). In addition, the other bases upon which Meta relies to transfer such data, such as Standard Contractual Clauses (SCCs), have been subjected to regulatory and judicial scrutiny. For example, the CJEU considered the validity of SCCs as a basis to transfer user data from the European Union to the United States following a challenge brought by the Irish Data Protection Commission (IDPC). Although the CJEU upheld the validity of SCCs in July 2020, on May 12, 2023, the IDPC issued a Final Decision concluding that Meta Platforms Ireland's Ireland's reliance on SCCs in respect of certain transfers of European Economic Area (EEA) Facebook user data was not in compliance with the GDPR. The IDPC issued an administrative fine of EUR €1.2 billion €1.2 billion as well as corrective orders requiring Meta Platforms Ireland to suspend the relevant transfers and to bring its processing operations into compliance with Chapter V GDPR by ceasing the unlawful processing, including

storage, of such data in the United States. We are appealing this **decision** **Final Decision** and **the corrective orders are** **it is** currently subject to an interim stay from the Irish High Court.

On March 25, 2022, the European Union and United States announced that they had reached an agreement in principle on a new EU-U.S. Data Privacy Framework (EU-U.S. DPF). On October 7, 2022, President Biden signed the Executive Order on Enhancing Safeguards for United States Signals Intelligence Activities (E.O.), and on June 30, 2023, the European Union and the three additional countries making up the EEA were designated by the United States Attorney General as a **"qualifying state"** **"qualifying state"** under Section 3(f) of the E.O. On July 10, 2023, the European Commission adopted an adequacy decision in relation to the United States. The adequacy decision concludes that the United States ensures an adequate level of protection for personal data transferred from the European Union to organizations in the United States that are included in the **"Data"** **"Data Privacy Framework List."** maintained and made publicly available by the United States Department of Commerce pursuant to the EU-U.S. DPF. The implementation of the EU-U.S. DPF and the adequacy decision are important and welcome milestones, and we **are implementing** **have implemented** steps to comply with the above corrective orders following engagement with the IDPC. **If we are required to take additional steps to comply with the corrective orders, this could increase the cost and complexity of delivering our products and services in Europe. Furthermore, the** **The** EU-U.S. DPF replaces two prior adequacy frameworks which were invalidated by the CJEU. A further invalidation of the EU-U.S. DPF by the CJEU could create **considerable uncertainty and lead to us being unable to offer a**

[Table of Contents](#)

considerable uncertainty and lead to us being unable to offer a number of our most significant products and services, including Facebook and Instagram, in Europe, which would materially and adversely affect our business, financial condition, and results of operations.

In addition, we have been managing investigations and lawsuits in India and other jurisdictions regarding the 2021 updates to WhatsApp's terms of service and privacy policy and its sharing of certain data with other Meta products and services, including a lawsuit currently pending before the Supreme Court of India and an order by the Competition Commission of India, which we are appealing. If we are unable to transfer data between and among countries and regions in which we operate, or if we are restricted from sharing data among our products and services, it could affect our ability to provide our services, the manner in which we provide our services or our ability to target ads, which could adversely affect our financial results.

We have been subject to other significant legislative and regulatory developments, which together with proposed or new legislation and regulations could significantly affect our business in the future. For example, we have implemented a number of product changes and controls as a result of requirements under the European General Data Protection Regulation (GDPR), and may implement additional changes in the future. The GDPR also requires submission of personal data breach notifications to our lead European Union privacy regulator, the IDPC, and includes significant penalties for non-compliance with the notification obligation as well as other requirements of the regulation. The interpretation of the GDPR is still evolving, including through decisions of the CJEU, and draft decisions in investigations by the IDPC are subject to review by other European privacy regulators as part of the GDPR's consistency mechanism, which may lead to significant changes in the final outcome of such investigations. **We also face potential enforcement from European privacy regulators other than the IDPC, including where those regulators consider they must act urgently or where they believe their concerns relate only to data processing undertaken in their individual jurisdiction.** As a result, the interpretation and enforcement of the GDPR, as well as the imposition and amount of penalties for non-compliance, are subject to significant uncertainty, and as it evolves, could potentially have a negative impact on our business and/or our operations. In addition, Brazil, the United Kingdom, and other countries have enacted similar data protection regulations imposing data privacy-related requirements on products and services offered to users in their respective jurisdictions. The California Consumer Privacy Act, **(CCPA)**, as amended by the California Privacy Rights Act **(CPRA)** **(CCPA)**, also establishes certain transparency rules and creates certain data privacy rights for users, including limitations on our use of certain sensitive personal information and more ability for users to control the purposes for which their data is shared with third parties. Other states have proposed or enacted similar comprehensive privacy laws that afford users with similar data privacy rights and controls. These laws and regulations are evolving and subject to interpretation, and resulting limitations on our advertising services, or reductions of advertising by marketers, have to some extent adversely affected, and will continue to adversely affect, our advertising business. Some states have also proposed or enacted laws specifically focused on the privacy rights and controls for users under 18 years old and their parents or guardians. Like comprehensive privacy laws, these laws are evolving and subject to interpretation, and may restrict our ability to offer certain products and services provided to all or certain cohorts of users in those states, adversely affecting our advertising business. In Europe, **regulators continue to enforce guidance concerning** **evolving interpretation of** the ePrivacy Directive's requirements regarding the use of cookies and similar technologies **and may impose** **lead to regulators imposing** specific measures in the future which could directly impact our use of such technologies. In addition, the ePrivacy Directive and national implementation laws impose additional limitations on the use of data across messaging products and include significant penalties for non-compliance. Changes to our products or business practices as a result of these or similar developments have adversely affected, and may in the future adversely affect, our advertising business. For example, in response to regulatory developments in Europe, we announced plans to change the legal basis for behavioral advertising on Facebook and Instagram in the **EU, EEA, European Union, European Economic Area,** and Switzerland from "legitimate interests" to "consent," and in November 2023 we began offering users in the region a "subscription for no ads" alternative. We are **continuing to engage** **engaging** with regulators on our **new** consent model, including regarding compliance with requirements under the GDPR, DMA, and EU consumer laws. **For example, in March 2024, the European Commission opened formal proceedings regarding the compliance of our "subscription for no ads" model with requirements under the DMA, and it issued preliminary findings in July 2024. In addition, the European Data Protection Board has published an opinion on the operation of such models under GDPR and European consumer protection organizations have raised concerns regarding our compliance with consumer protection laws. In response to these developments, in November 2024, we began offering users in the European Union, European Economic Area, and Switzerland who elect to continue using our services free-of-charge, supported by ads, an option to see less personalized ads, which are expected to be less relevant and effective than our premium ad offerings. These or any similar developments in the future may negatively impact our user growth and engagement, revenue, and financial results.**

Similarly, there are a number of legislative proposals or recently enacted laws in the European Union, the United States, at both the federal and state level, as well as other jurisdictions that could impose new obligations or limitations in areas affecting our business. For example, the DMA in the European Union imposes restrictions and requirements on

[Table of Contents](#)

companies like ours, including in areas such as the combination of data across services, mergers and acquisitions, and product design. The DMA also includes significant penalties for non-compliance, and its key requirements **will be** enforceable against designated gatekeeper companies **beginning in** as of March 2024. The DMA has caused, and may in the future cause, us to incur significant compliance costs and make changes to our products or business practices. The requirements under the DMA will likely be subject to further interpretation and regulatory engagement. Pending or future proposals to modify competition laws in **the United States and other a number** of jurisdictions could have similar effects. Further, the **Digital Services Act (DSA) in the European Union, DSA**, which started to apply to our business as of August 2023, imposes certain restrictions and requirements for our products and services, **and subjects us to increased compliance costs. The DSA also costs, and includes significant penalties for non-compliance. The interpretation and enforcement of the DMA and the DSA, as well as the imposition and amount of penalties for non-compliance, are subject to significant uncertainty.** In addition, some countries, such as **the UK**, India, and Turkey, are considering or have passed legislation implementing data protection requirements, new competition requirements, or requiring local storage and processing of data or similar requirements that could require substantial changes to our products, increase the cost and complexity of delivering our services, cause us to cease the offering of our products and services in certain countries, and/or result in fines or other penalties. New legislation or regulatory decisions **that may** restrict our ability to collect and use information about minors **may** or also **result in limitations on** limit our advertising services or our ability to offer products and services to minors in certain jurisdictions. **For example, several U.S. states, including Arkansas, Utah, Texas, California, and Florida, among others, have passed laws restricting our ability to offer services to minors without parental consent or otherwise limiting the services that we can provide to minors. While enforcement of a number of these statutes (or parts of them) has been enjoined as a result of legal challenges to them, it is possible that the decisions to enjoin these statutes may be overturned, the injunctive orders may expire, and certain statutes are coming into effect that may not be subject to injunctions. Should enforcement of one or more of these statutes not be enjoined, we may not be able to comply with certain of these statutes by their respective effective dates. We may face similar challenges in light of recent legislation in Australia which imposes a social media ban for users under 16 years old that is expected to be effective by December 2025, requiring certain social media companies to take reasonable steps to ensure under 16 year olds do not create user accounts. Legislative proposals and evolving interpretation of existing laws in Europe, Asia-Pacific, and other jurisdictions may also subject us to new requirements relating to allegedly fraudulent or illegal activities by third parties on our platform, which could cause us to incur significant compliance costs or make changes to our products or business practices, and could subject us to additional fines and penalties or liability for losses to users or other third parties in such transactions. In addition, the Province of British Columbia has considered, and may in the future consider, a bill that would permit the government to recover public health-related costs potentially associated with providing goods and services in British Columbia, including potentially social media services.**

We are also subject to disclosure, reporting, and diligence requirements regarding our social and environmental risks and initiatives. There has been increased focus on these initiatives by many regulators, investors, and other stakeholders and any actual or perceived failure by us to comply with applicable federal, state, local or international laws and regulations could result in legal and regulatory proceedings against us and materially and adversely affect our business, financial condition, and results of operations.

[Table of Contents](#)

These laws and regulations, as well as any associated claims, inquiries, or investigations or any government actions, have led to, and may in the future lead to, unfavorable outcomes including increased compliance costs, **changes to our products**, loss of revenue, delays or impediments in the development of new products, negative publicity and reputational harm, increased operating costs, diversion of management time and attention, and remedies that harm our business, including fines, **or demands damages**, or orders that we modify or cease existing business practices.

We have been and remain subject to regulatory and other government investigations, enforcement actions, and settlements, and we expect to continue to be subject to such proceedings and other inquiries in the future, which could cause us to incur substantial costs or require us to change our business practices in a manner materially adverse to our business.

We receive formal and informal inquiries from government authorities and regulators regarding our compliance with laws and regulations, many of which are evolving and subject to interpretation. We are and expect to continue to be the subject of investigations, inquiries, data requests, requests for information, actions, and audits in the United States, Europe, and around the world, particularly in the areas of privacy, data use, **data combination**, and data protection, including with respect to processing of sensitive data, data from third parties, data for advertising purposes, data security, minors, **data subject rights**, safety, law enforcement, consumer protection, civil rights, **content and** content moderation, use of our platform for illegal, illicit, or otherwise objectionable activity, competition, AI, and machine learning. In addition, we are currently, and may in the future be, subject to regulatory orders or consent decrees. For example, data protection, competition, **content**, and consumer protection authorities in the European Union, United States, and other jurisdictions have initiated actions,

[Table of Contents](#)

investigations, or administrative orders seeking to restrict the ways in which we collect and use information, or impose sanctions, and other authorities may do the same. In addition, we have been and continue to be the subject of litigation and investigations related to the ways in which we collect and use information, including where advertisers are subject to additional regulation such as housing, employment, credit, and financial services. In addition, beginning in March 2018, we became subject to FTC, state attorneys general, and other government inquiries in the United States, Europe, and other jurisdictions in connection with our platform and user data practices as well as the misuse of certain data by a developer that shared such data with third parties in violation of our terms and policies. In July 2019, we entered into a settlement and modified consent order to resolve the FTC inquiry, which took effect in April 2020 and, among other things, required us to significantly enhance our practices and processes for privacy compliance and oversight. The state attorneys general **inquiry inquiries and litigation**, and certain government inquiries in other jurisdictions remain ongoing. The FTC also continues to monitor us and our compliance with the modified consent order and initiated an administrative proceeding against us, which we are challenging **at the agency and in federal court**, that alleges deficient compliance and violations of the Children's Online Privacy Protection Act (COPPA), the COPPA Rule, and Section 5 of the Federal Trade Commission Act and seeks changes to our business. If we are unsuccessful in our challenge to the FTC's action and the agency imposes its proposed order in its current form, we would be subject to significant limitations, including on our ability to launch new and modified products or use data of users under 18 years old. We also notify the IDPC, our lead European Union privacy regulator under the GDPR, and other regulators of certain other personal data breaches and privacy issues, **issue similar notifications to European regulators under other laws (such as UK GDPR and Member State implementations of the ePrivacy Directive)**, and are subject to inquiries and investigations by the IDPC and other regulators regarding various aspects of our regulatory compliance. In addition, we are subject to inquiries and investigations by the European Commission regarding our compliance with various provisions of the DSA relating to the use **of Facebook and Instagram, including matters related to elections, content reporting and appeals, third-party access to data, political content recommendations, potential deceptive**

advertising and disinformation, and minors and other vulnerable users. We have been, and may in the future be, subject to penalties, fines, and requirements to change our business practices as a result of such inquiries and investigations. In addition, in July 2024, we are subject entered into a settlement to resolve a lawsuit by the state of Texas in connection with the "tag suggestions" feature and other uses of facial recognition technology.

We are also subject to various litigation and formal and informal inquiries and investigations by competition authorities in the United States, Europe, and other jurisdictions, which relate to many aspects of our business, including with respect to users and advertisers. Such inquiries, investigations, and lawsuits concern, among other things, our business practices in the areas of social networking or social media services, messaging services, digital advertising, and/or mobile or online applications, as well as our acquisitions. For example, beginning in 2019, we became the subject of antitrust inquiries and investigations by the FTC and the U.S. Department of Justice. Beginning in 2020, we became subject to a lawsuit by the FTC alleging that we violated antitrust laws, including by acquiring Instagram in 2012 and WhatsApp in 2014. The complaint seeks a permanent injunction against our company's alleged violations of the antitrust laws, and other equitable relief, including divestiture or reconstruction of Instagram and WhatsApp. In addition, in December 2022, November 2024, the European Commission issued a Statement fine as a result of Objections alleging its finding that we tied Facebook Marketplace to Facebook and use data in a manner that infringes European Union competition rules. We are also subject to other government inquiries and investigations relating to our business activities and disclosure practices. For example, beginning in September 2021, we became subject to government investigations and requests relating to allegations and the release of internal company documents by a former employee.

[Table of Contents](#)

Orders issued by, or inquiries or enforcement actions initiated by, government or regulatory authorities could cause us to incur substantial costs, expose us to civil and criminal liability (including liability for our personnel) or penalties (including substantial monetary remedies), interrupt or require us to change our business practices in a manner materially adverse to our business (including changes to our products or user data practices), result in negative publicity and reputational harm, divert resources and the time and attention of management from our business, or subject us to other structural or behavioral remedies that adversely affect our business, and we have experienced some of these adverse effects to varying degrees from time to time.

Compliance with our FTC consent order, the GDPR, the CCPA, as amended by the CPRA, U.S. state privacy laws, youth social media laws, the ePrivacy Directive, the DMA, the DSA, and other regulatory and legislative privacy requirements require significant operational resources and modifications to our business practices, and any compliance failures may have a material adverse effect on our business, reputation, and financial results.

We are engaged in ongoing privacy compliance and oversight efforts, including in connection with our modified consent order with the FTC, requirements of the GDPR, and other current and anticipated regulatory and legislative

[Table of Contents](#)

requirements around the world, such as U.S. state privacy laws, youth social media laws, the CCPA, as amended by the CPRA, ePrivacy Directive, DMA, DSA, EU AI Act, the Korean Personal Information Protection Act, and the Indian Digital Personal Data Protection Act. In particular, we are maintaining a comprehensive privacy program in connection with the FTC consent order that includes substantial management and board of directors oversight, stringent operational requirements and reporting obligations, prohibitions against making misrepresentations relating to user data, a process to regularly certify our compliance with the privacy program to the FTC, and regular assessments of our privacy program by an independent third-party assessor, which has been and will continue to be challenging and costly to maintain and enhance. These compliance and oversight efforts are increasing demand on our systems and resources, and require significant new and ongoing investments, including investments in compliance processes, personnel, and technical infrastructure. We continually reallocate resources internally to assist with these efforts, and this has had, and will continue to have, an adverse impact on our other business initiatives. In addition, these efforts require substantial modifications to our business practices and make some practices such as product and ads development more difficult, time-consuming, and costly. As a result, we believe our ability to develop and launch new features, products, and services in a timely manner has been and will continue to be adversely affected. Further, our privacy compliance and oversight efforts have required, and we expect will continue to require, significant time and attention from our management and board of directors. The requirements of the FTC consent order and other privacy-related laws and regulations are complex and apply broadly to our business, and from time to time we notify relevant authorities of instances where we are not in full compliance with these requirements or otherwise discover privacy issues, and we expect to continue to do so as any such issues arise in the future. In addition, regulatory and legislative privacy requirements are constantly evolving and can be subject to significant change and uncertain interpretation. For example, we are subject to restrictions and requirements under the DMA, including in areas such as the combination of data across services and product design, which will likely be subject to further interpretation and regulatory engagement.

The FTC initiated an administrative proceeding against us alleging, among other things, deficient compliance with the FTC consent order and seeking substantial modifications to the requirements of the consent order, including a prohibition on our use of minors' data for any commercial purposes, changes to the composition of our board of directors, and significant limitations on our ability to modify and launch new products. We are challenging the FTC's administrative proceeding. If the challenge is unsuccessful and the FTC is able to impose the proposed order in its current form, it would limit our ability to provide certain features and services, engage in certain business practices, require us to further increase the time, resources, and costs we spend on compliance and oversight efforts, and would adversely affect our business and financial results.

If we are unable to successfully implement and comply with the mandates of the FTC consent order (including any future modifications to the order), GDPR, U.S. state privacy laws, including the CCPA, youth social media laws, ePrivacy Directive, DMA, DSA, or other regulatory or legislative requirements, or if any relevant authority believes that we are in violation of the consent order or other applicable requirements, we may be subject to regulatory or governmental investigations or lawsuits, which may result in significant monetary fines or damages (including for loss of control of data without other damage), judgments, penalties, or other remedies, and we may also be required to make additional changes to our business practices. Any of these events could have a material adverse effect on our business, reputation, and financial results.

[Table of Contents](#)

We may incur liability as a result of information retrieved from or transmitted over the internet or published using our products or as a result of claims related to our products, and legislation regulating content on our platform may require us to change our products or business practices and may adversely affect our business and financial results.

We have faced, currently face, and will continue to face claims and government and regulatory inquiries relating to information or content that is published or made available on our products, including claims, inquiries, and investigations relating to our policies, algorithms, and enforcement actions decisions with respect to such information or content. In particular, the nature of our business exposes us to claims related to defamation, dissemination of misinformation or news hoaxes, deceptive and fraudulent advertising, discrimination, harassment, intellectual property rights, rights of publicity and privacy, personal injury torts, laws regulating hate speech or other types of content, on- or offline safety and well-being (such as acts of violence, terrorism, improper promotion or distribution of pharmaceuticals and illicit drugs, human exploitation, child exploitation, illegal gaming, and other fraudulent or otherwise illegal activity), products liability, consumer protection, and breach of contract, among others. For example, over the last several years we have recently seen an increase in claims brought by younger users related to well-being issues based on allegedly harmful content that is shared on or recommended by our products. In addition, we have been subject to litigation alleging that our ad targeting and delivery practices constitute violations of anti-discrimination laws.

The potential risks relating to any of the foregoing types of claims are currently enhanced in certain jurisdictions outside the United States where our protection from liability for third-party actions may be unclear or where we may be less

[Table of Contents](#)

protected under local laws than we are in the United States. For example, in April 2019, the European Union passed a directive (the European Copyright Directive) expanding online platform liability for copyright infringement and regulating certain uses of news content online, which most the EU member states have already since implemented into their national laws. In addition, the European Union revised the European Audiovisual Media Service Directive to apply to online video-sharing platforms, which member states are implementing. Additionally, Brazil has an intermediary liability framework limiting liability for third-party content, which has been challenged as unconstitutional and is under review by the Brazilian Supreme Court. In the United States, in 2023, the U.S. Supreme Court heard oral argument in a matter in which the scope of the protections available to online platforms under Section 230 of the Communications Decency Act (Section 230) was at issue, but it ultimately declined to address Section 230 in its decision. There also have been, and continue to be, various other litigation concerning, and state and federal legislative and executive efforts to remove or restrict, the scope of the protections under Section 230, as well as to impose new obligations on online platforms with respect to commerce listings, user access and content, including electoral-related and AI-generated content, counterfeit goods and copyright-infringing material, and our current protections from liability for third-party content in the United States could decrease or change. We could incur significant costs investigating and defending such claims and, if we are found liable, significant damages.

We could also face fines, orders restricting or blocking our services in particular geographies, or other judicial or government-imposed remedies as a result of content hosted on our services. For example, legislation in Germany and India has resulted, and may result in the future, in the imposition of fines or other penalties for failure to comply with certain content removal, law enforcement cooperation, and disclosure obligations. Numerous other countries in Europe, the Middle East, Asia-Pacific, and Latin America are considering or have implemented similar legislation imposing liability or potentially significant penalties, including fines, service throttling, or advertising bans, for failure to remove certain types of content or follow certain processes. For example, we have been subject to fines and may in the future be subject to other penalties in connection with social media legislation in Turkey, and we have been subject to fines and service blocking and prohibition in Russia. Content-related legislation also has required us, and may require us in the future, to change our products or business practices, increase our costs, or otherwise impact our operations or our ability to provide services in certain geographies. For example, the European Copyright Directive requires certain online services to obtain authorizations for copyrighted content or to implement measures to prevent the availability of that content, which may require us to make substantial investments in compliance processes. Member states' laws implementing the European Copyright Directive may also require online platforms to pay for content. In addition, our products and services are subject to restrictions and requirements, and we are subject to increased compliance costs, and potential fines or other penalties in the event of non-compliance, as a result of the Digital Services Act in the European Union, which started to apply to our business as of August 2023, and other content-related legislative developments such as the Online Safety and Media Regulation Act in Ireland and the Online Safety Act in the United Kingdom. Certain countries have also implemented or proposed legislation that may require us to pay publishers for certain news content shared on our products. For example, as a result of such legislation in Canada, we have removed ended the availability of news content for Canadian users on Facebook and Instagram. In the United States, changes to the protections available under Section 230 or the First Amendment to the U.S. Constitution or new state or federal content-related legislation or investigations may increase our costs or require significant changes to our products, business practices, or operations, which could adversely affect user growth and engagement.

Any of the foregoing events could adversely affect our business and financial results.

[Table of Contents](#)

Payment-related activities may subject us to additional regulatory requirements, regulatory actions, and other risks that could be costly and difficult to comply with or that could harm our business.

Several of our products offer Payments functionality, including enabling our users to purchase tangible, virtual, and digital goods from merchants and developers that offer applications using our Payments infrastructure, send money to other users, and make donations to certain charitable organizations, among other activities. We are subject to a variety of laws and regulations in the United States, Europe, and elsewhere, including those governing anti-money laundering and counter-terrorist financing, money transmission, stored value, gift cards and other prepaid access instruments, electronic funds transfer, virtual currency, consumer protection, charitable fundraising, economic sanctions, and import and export restrictions. In addition, we could become subject to new consumer protection laws and regulations that may be adopted or amended, including those related to payments activity as well as sharing, collection, and use of payments-related data. For example, the CFPB issued its anticipated Larger Participant Rule, effective January 2025, allowing the CFPB to conduct supervisory activities over general-use digital consumer payment applications. The Rule, which is under legal challenge by a trade association, could subject certain of our payments products to this authority. Depending on how our Payments products evolve, we may also be subject to other laws and regulations including those governing gambling, banking, and lending. In some jurisdictions, the application or interpretation of these laws and regulations is not clear. We have received certain

[Table of Contents](#)

payments licenses in the United States, the European Economic Area, and other jurisdictions for our regulated Payments-related products and activities. These licenses increase flexibility in how our use of Payments may evolve, help mitigate regulatory uncertainty, and will generally require us to demonstrate compliance with many domestic and foreign laws in relation to our regulated Payments products and activities. Our efforts to comply with these laws and regulations could be costly and result in diversion of management time and attention and may still not guarantee compliance. In the event that we are found to be in violation of any such legal or regulatory requirements, we may be subject to monetary fines or other penalties such as a cease and desist order, or we may be required to make product changes, any of which could have an adverse effect on our business and financial results.

In addition, we are subject to a variety of additional risks as a result of Payments transactions, including: increased costs and diversion of management time and attention and other resources to address bad transactions or customer disputes; potential fraudulent or otherwise illegal activity by users, developers, employees, or third parties; restrictions on the investment of consumer funds used to transact Payments; and additional disclosure and reporting requirements. We have also launched payments functionality on certain of our applications and may in the future undertake additional payments initiatives, including as part of our metaverse efforts, which may subject us to many of the foregoing risks and additional licensing requirements.

Risks Related to Data, Security, Platform Integrity, and Intellectual Property

Security breaches, improper access to or disclosure of our data or user data, other hacking and phishing attacks on our systems, or other cyber incidents could harm our reputation and adversely affect our business.

Our industry is prone to cyber-attacks by **third parties** seeking unauthorized access to our data or users' data or to disrupt our ability to provide **service, service or otherwise harm us**. Our products and services involve the collection, storage, processing, and transmission of a large amount of data. Any failure to prevent or mitigate security breaches and improper access to or disclosure of our data or user data, including personal information, content, or payment information from users, or information from marketers, could result in the loss, modification, disclosure, destruction, or other misuse of such data, which could harm our business and reputation and diminish our competitive position. In addition, computer malware, viruses, social engineering (such as spear phishing attacks), scraping, and general hacking continue to be prevalent in our industry, have occurred on our systems, and will occur on our systems in the future. We also regularly encounter attempts to create false or undesirable user accounts, purchase ads, or take other actions on our platform for purposes such as spamming, spreading misinformation, or other illegal, illicit, or otherwise objectionable ends. As a result of our prominence, the size of our user base, the types and volume of personal data and content on our systems, and the evolving nature of our products and services (including our efforts involving new and emerging technologies), we believe that we are a particularly attractive target for such breaches and attacks, including from nation states and highly sophisticated, state-sponsored, or otherwise well-funded actors, and we experience heightened risk from time to time as a result of geopolitical events. Our efforts to address undesirable activity on our platform also increase the risk of retaliatory attacks. Such breaches and attacks may cause interruptions to the services we provide, degrade the user experience or otherwise adversely affect users, cause users or marketers to lose confidence and trust in our products, impair our internal systems, or result in financial harm to us. Our efforts to protect our company data or the information we receive, and to **prevent or** disable undesirable activities on our platform, may also be unsuccessful due to software bugs, **misconfigurations, vulnerabilities, or other technical malfunctions**; employee, contractor, or vendor error or **malfeasance, including malfeasance**; social engineering or other cyber-attacks directed towards our personnel **or their access**; misuse of company data or systems by our **personnel, as well as personnel**; defects or vulnerabilities in our vendors' information technology systems or offerings; government **exploitation or** surveillance; breaches of physical security of our facilities, technical infrastructure, or other equipment; or other threats that evolve. In addition, **third other parties**

[Table of Contents](#)

may attempt to fraudulently **or maliciously** induce employees, **contractors, vendors,** or users to disclose information in order to gain access to our data or our users' data. Cyber-attacks continue to evolve in sophistication and volume, and inherently may be difficult to detect for long periods of time. Although we have developed systems and processes that are designed to protect our data and user data, to reduce the risk of data loss or misuse, to disable undesirable accounts and activities on our platform, and to reduce the risk of or detect security breaches, such measures will not provide absolute security, and we cannot assure you that we will be able to react in a timely manner to any cyber-attacks or other security incidents, or that our remediation efforts will be successful. Our business and operations span numerous geographies around the world and involve thousands of employees, contractors, vendors, developers, partners, and other third parties. At any given time, we face known and unknown cybersecurity risks and threats that are not fully mitigated, and we discover vulnerabilities in our security efforts.

In addition, some of our developers or other partners, such as those that help us measure the effectiveness of ads, may receive or store information provided by us or by our users through mobile or web applications integrated with our products.

[Table of Contents](#)

We provide limited information to such third parties based on the scope of services provided to us. However, if these third parties or developers fail to adopt or adhere to adequate data security practices, or in the event of a breach of their networks, our data or our users' data may be improperly accessed, used, or disclosed.

We regularly experience such cyber-attacks and other security incidents of varying degrees, and we incur significant costs in protecting against or remediating such incidents. In addition, we are subject to a variety of laws and regulations in the United States and abroad relating to cybersecurity and data protection, **including the GDPR and EU member state laws implementing the EU Cybersecurity Directive (NIS2)**, as well as obligations under our modified consent order with the FTC. As a result, **government authorities,** affected users, or **government authorities other parties** could initiate legal or regulatory actions against us in connection with any actual or perceived security breaches, **or** improper access to

or disclosure of data, **or other cybersecurity issues**, which has occurred in the past and which could cause us to incur significant expense and liability or result in orders or consent decrees forcing us to modify our business practices. Such incidents or our efforts to remediate such incidents may also result in a decline in our active user base or engagement levels. Any of these events could have a material and adverse effect on our business, reputation, or financial results.

For example, in September 2018, we announced our discovery of a third-party cyber-attack that exploited a vulnerability in Facebook's code to steal user access tokens, which were then used to access certain profile information from approximately 29 million user accounts on Facebook. The events surrounding this cyber-attack became the subject of Irish Data Protection Commission and other government inquiries. Any such inquiries could subject us to substantial fines and costs, require us to change our business practices, divert resources and the attention of management from our business, or adversely affect our business.

Intentional misuse of our services and user data and other undesirable activity by third parties on our platform could adversely affect our business.

We have experienced, and expect to continue to experience, intentional misuse of our services and user data by third parties, as well as other undesirable, illicit, or high-risk activity on our platform. We are making significant investments in privacy, safety, security, and content **and advertising** review efforts to combat these activities, including investigations and audits of platform applications, as well as other enforcement efforts. We have discovered and announced, and anticipate that we will continue to discover and announce, additional incidents of misuse of user data or other undesirable or illicit activity by third **parties, parties or malfeasant internal actors**. We will not discover all such incidents or activity, whether as a result of our data or technical limitations, including our lack of visibility over our encrypted services, the scale of activity on our platform, the allocation of resources to other projects, or other factors, and we may be notified of such incidents or activity by the independent privacy assessor required under our modified consent order with the FTC, government authorities, the media, or other third parties.

Such incidents and activities include the use of user data or our systems in a manner inconsistent with our terms, contracts or policies, the existence of **hacked, false or undesirable user accounts**, election interference, improper advertising practices, activities that threaten people's safety or well-being on- or offline (such as acts of violence, terrorism, improper promotion or distribution of pharmaceuticals and illicit drugs, human exploitation, child exploitation, and illegal gaming), instances of spamming, surveillance, scraping, data harvesting, unsecured datasets, or spreading misinformation, or other fraudulent or otherwise illegal activity. **We may also be** From time to time we are unsuccessful in our efforts to enforce our policies or otherwise prevent or remediate any such incidents. **We may also be subject to increased risk as a result of changes to our content policies and enforcement efforts which we began to implement in January 2025 to further free expression on our platform and mitigate over-enforcement of certain of our content policies.**

Consequences of any of the foregoing developments include negative effects on user trust and engagement, harm to our reputation and brands, changes to our business practices in a manner adverse to our business, and adverse effects on our business and financial results. Such developments have subjected, and may in the future subject, us to additional litigation

[Table of Contents](#)

and regulatory inquiries, which could subject us to monetary penalties and damages, divert management's time and attention, and lead to enhanced regulatory oversight.

Our products and internal systems rely on software and hardware that is highly technical, and any errors, bugs, or vulnerabilities in these systems, or failures to address or mitigate technical limitations in our systems, could adversely affect our business.

Our products and internal systems rely on software and hardware, including software and hardware developed or maintained internally and/or by third parties (including open source **software) software and the operating systems and browsers which users rely on to run our applications and access our systems**), that is highly technical and complex. In addition, our products and internal systems depend on the ability of such software and hardware to store, retrieve, process, and manage immense amounts of data. The software and hardware on which we rely has contained, and will in the future contain, errors, bugs, or vulnerabilities, and our systems are subject to certain technical limitations that may compromise our ability to meet our objectives. Some errors, bugs, or vulnerabilities inherently may be difficult to detect and may only be discovered after the code has been released for external or internal use. **For example, in September 2018, we announced our discovery of a third-party cyber-attack that exploited a vulnerability in Facebook's code to steal user access tokens and access certain profile information from user accounts on Facebook.** Errors, bugs, vulnerabilities, design defects, or technical limitations within

[Table of Contents](#)

the software and hardware on which we rely, or human error **or malfeasance** in using such systems, have led to, and may in the future lead to, outcomes including a negative experience or other adverse effects for users and marketers who use our products, compromised ability of our products to perform in a manner consistent with our terms, contracts, or policies, delayed product introductions or enhancements, targeting, measurement, or billing errors, compromised ability to protect the data of our users and/or our intellectual property or other data, or reductions in our ability to provide some or all of our services. For example, we make commitments to our users as to how their data will be collected, used, shared, and retained within and across our products, and our systems are subject to errors, bugs and technical limitations that may prevent us from fulfilling these commitments reliably. In addition, any errors, bugs, vulnerabilities, or defects in our systems or the software and hardware on which we rely, failures to properly address or mitigate the technical limitations in our systems, or associated degradations or interruptions of service or failures to fulfill our commitments to our users, have led to, and may in the future lead to, outcomes including damage to our reputation, loss of users, loss of marketers, loss of revenue, regulatory inquiries, litigation, or liability for fines, damages, or other remedies, any of which could adversely affect our business and financial results.

If we are unable to protect our intellectual property, the value of our brands and other intangible assets may be diminished, and our business may be adversely affected.

We rely and expect to continue to rely on a combination of confidentiality, assignment, and license agreements with our employees, consultants, and third parties with whom we have relationships, as well as trademark, copyright, patent, trade secret, and domain name protection laws, to protect our proprietary rights. In the United States and

internationally, we have filed various applications for protection of certain aspects of our intellectual property, and we currently hold a significant number of registered trademarks and issued patents in multiple jurisdictions and have acquired patents and patent applications from third parties. Third parties may knowingly or unknowingly infringe our proprietary rights, third parties may challenge proprietary rights held by us, and pending and future trademark and patent applications may not be approved. In addition, effective intellectual property protection may not be available in every country in which we operate or intend to operate our business. In any or all of these cases, we may be required to expend significant time and expense in order to prevent infringement or to enforce our rights. Although we have generally taken measures to protect our proprietary rights, there can be no assurance that others will not offer products or concepts that are substantially similar to ours and compete with our business. In addition, we regularly contribute software source code under open source and other permissive licenses and have made other technology we developed available under such licenses, and we include open source software in our products. Additionally, our AI is trained on data sets that may include open source software and the outputs of our AI may be subject to open source license restrictions or obligations. As a result of our open source contributions and the use of open source in our products, we may license or be required to license or disclose code and/or innovations that turn out to be material to our business and may also be exposed to increased litigation risk. If the protection of our proprietary rights is inadequate to prevent unauthorized use or appropriation by third parties, the value of our brands and other intangible assets may be diminished and competitors may be able to more effectively mimic our products, services, and methods of operations. Any of these events could have an adverse effect on our business and financial results.

[Table of Contents](#)

We are currently, and expect to be in the future, party to patent, trademark, and copyright lawsuits and other intellectual property rights claims that are expensive and time consuming and, if resolved adversely, could have a significant impact on our business, financial condition, or results of operations.

Companies in the internet, technology, and media industries own large numbers of patents, copyrights, trademarks, and trade secrets, and frequently enter into litigation based on allegations of infringement, misappropriation, or other violations of intellectual property or other rights. In addition, various "non-practicing entities" that own patents and other intellectual property rights often attempt to aggressively assert their rights in order to extract value from technology companies. Furthermore, from time to time we may introduce or acquire new products, including in areas where we historically have not competed, or introduce new features for existing products, which could increase our exposure to intellectual property claims from competitors, non-practicing entities, and other rights holders.

From time to time, we receive notice from patent, copyright, and trademark holders and other parties alleging that certain of our products and services, trademarks, or user content, infringe their intellectual property rights. We presently are involved in a number of intellectual property lawsuits, and as we face increasing competition and develop new products and services, we expect the number of intellectual property claims against us to grow. Defending intellectual property litigation is often costly and can impose a significant burden on management and employees, and there can be no assurances that favorable final outcomes will be obtained in all cases. In addition, plaintiffs may seek, and we may become subject to, preliminary or provisional rulings in the course of any such litigation, including potential preliminary injunctions requiring us

[Table of Contents](#)

to change or cease some or all of our operations. We may decide to settle such lawsuits and disputes on terms that are unfavorable to us. Similarly, if any litigation to which we are a party is resolved adversely, we may be subject to an unfavorable judgment that may not be reversed upon appeal. The terms of such a settlement or judgment may require us to change or cease some or all of our operations or pay substantial amounts to the other party. In addition, we may have to seek a license to continue practices found to be in violation of a third party's rights, which may not be available on reasonable terms, or at all, and may significantly increase our operating costs and expenses. As a result, we may also be required to develop alternative non-infringing technology or practices, or branding or discontinue the practices or branding. The development of alternative non-infringing technology, branding or practices could require significant effort and expense, could result in less effective technology, branding or practices or otherwise negatively affect the user experience, or may not be feasible. We have experienced unfavorable outcomes in such disputes and litigation in the past, and our business, financial condition, and results of operations could be adversely affected as a result of an unfavorable resolution of the disputes and litigation referred to above.

Risks Related to Ownership of Our Class A Common Stock

The trading price of our Class A common stock has been and will likely continue to be volatile.

The trading price of our Class A common stock has been, and is likely to continue to be, volatile. Since shares of our Class A common stock were sold in our initial public offering in May 2012 at a price of \$38.00 per share, our stock price has ranged from \$17.55 to **\$384.33** **\$638.40** through **December 31, 2023** **December 31, 2024**. In addition to the factors discussed in this Annual Report on Form 10-K, the trading price of our Class A common stock has in the past fluctuated and may in the future fluctuate significantly in response to numerous factors, many of which are beyond our control, including:

- actual or anticipated fluctuations in our revenue and other operating results for either of our reportable segments;
- the financial projections we may provide to the public, any changes in these projections, or our failure to meet these projections;
- actions of securities analysts who initiate or maintain coverage of us, changes in financial estimates by any securities analysts who follow our company, or our failure to meet these estimates or the expectations of investors;
- additional shares of our stock being sold into the market by us, our existing stockholders, or in connection with acquisitions, or the anticipation of such sales;

- investor sentiment with respect to our competitors, our business partners, and our industry in general;
- announcements by us or our competitors of significant products or features, technical innovations, acquisitions, strategic partnerships, joint ventures, or capital commitments;

[Table of Contents](#)

- announcements by us or estimates by third parties of actual or anticipated changes in the size of our user base, the level of user engagement, or the effectiveness of our ad products;
- changes in operating performance and stock market valuations of technology companies in our industry, including our developers and competitors;
- price and volume fluctuations in the overall stock market, including as a result of trends in the economy as a whole;
- the inclusion, exclusion, or deletion of our stock from any trading indices, such as the S&P 500 Index;
- media coverage of our business and financial performance;
- lawsuits threatened or filed against us, or developments in pending lawsuits;
- adverse government actions or legislative or regulatory developments relating to advertising, competition, content, privacy, or other matters, including interim or final rulings by tax, judicial, or regulatory bodies;
- trading activity in our share repurchase program; and

[Table of Contents](#)

- other events or factors, including those resulting from war, incidents of terrorism, pandemics, and other disruptive external events, or responses to these events.

In addition, the stock markets have experienced extreme price and volume fluctuations that have affected and continue to affect the market prices of equity securities of many technology companies. We are currently subject to securities litigation in connection with our platform and user data practices and the misuse of certain data by a developer that shared such data with third parties in violation of our terms and policies; the disclosure of our earnings results for the second quarter of 2018; a former employee's allegations and release of internal company documents beginning in September 2021; and the disclosure of our earnings results for the fourth quarter of 2021. We may experience more such litigation following future periods of volatility. Any securities litigation could subject us to substantial costs, divert resources and the attention of management from our business, and adversely affect our business.

The dual class structure of our common stock has the effect of concentrating voting control with our CEO and certain other holders of our Class B common stock; this will limit or preclude your ability to influence corporate matters.

Our Class B common stock has ten votes per share and our Class A common stock has one vote per share. Holders of our Class B common stock, including our founder, **Board Chair, Chairman**, and CEO, together hold a majority of the combined voting power of our outstanding capital stock, and therefore are able to control the outcome of all matters submitted to our stockholders for approval so long as the shares of Class B common stock represent at least 9.1% of all outstanding shares of our Class A and Class B common stock. This concentrated control will limit or preclude your ability to influence corporate matters for the foreseeable future.

Transfers by holders of Class B common stock will generally result in those shares converting to Class A common stock, subject to limited exceptions, such as certain transfers effected for estate planning or charitable purposes. The conversion of Class B common stock to Class A common stock will have the effect, over time, of increasing the relative voting power of those holders of Class B common stock who retain their shares in the long term. If, for example, Mr. Zuckerberg retains a significant portion of his holdings of Class B common stock for an extended period of time, he could, in the future, continue to control a majority of the combined voting power of our outstanding capital stock.

[Table of Contents](#)

Our status as a "controlled company" could make our Class A common stock less attractive to some investors or otherwise harm our stock price.

Because we qualify as a "controlled company" under the corporate governance rules for Nasdaq-listed companies, we are not required to have a majority of our board of directors be independent, nor are we required to have a compensation committee or an independent nominating function. In the future we could elect not to have a majority of our board of directors be independent or not to have a compensation committee or an independent nominating function. Accordingly, should the interests of our controlling stockholder differ from those of other stockholders, the other stockholders may not have the same protections afforded to stockholders of companies that are subject to all of the corporate governance rules for Nasdaq-listed companies. Our status as a controlled company could make our Class A common stock less attractive to some investors or otherwise harm our stock price.

Delaware law and provisions in our certificate of incorporation and bylaws could make a merger, tender offer, or proxy contest difficult, thereby depressing the trading price of our Class A common stock.

Our status as a Delaware corporation and the anti-takeover provisions of the Delaware General Corporation Law may discourage, delay, or prevent a change in control by prohibiting us from engaging in a business combination with an interested stockholder for a period of three years after the person becomes an interested stockholder, even if a change of control would be beneficial to our existing stockholders. In addition, our current certificate of incorporation and bylaws contain provisions that may make the acquisition of our company more difficult, including the following:

- until the first date on which the outstanding shares of our Class B common stock represent less than 35% of the combined voting power of our common stock, any transaction that would result in a change in control of our company requires the approval of a majority of our outstanding Class B common stock voting as a separate class;
- we currently have a dual class common stock structure, which provides Mr. Zuckerberg with the ability to control the outcome of matters requiring stockholder approval, even if he owns significantly less than a majority of the shares of our outstanding Class A and Class B common stock;

[Table of Contents](#)

- when the outstanding shares of our Class B common stock represent less than a majority of the combined voting power of common stock, certain amendments to our certificate of incorporation or bylaws will require the approval of two-thirds of the combined vote of our then-outstanding shares of Class A and Class B common stock;
- when the outstanding shares of our Class B common stock represent less than a majority of the combined voting power of our common stock, vacancies on our board of directors will be able to be filled only by our board of directors and not by stockholders;
- when the outstanding shares of our Class B common stock represent less than a majority of the combined voting power of our common stock, our board of directors will be classified into three classes of directors with staggered three-year terms and directors will only be able to be removed from office for cause;
- when the outstanding shares of our Class B common stock represent less than a majority of the combined voting power of our common stock, our stockholders will only be able to take action at a meeting of stockholders and not by written consent;
- only our board chair, our chief executive officer, our president, or a majority of our board of directors are authorized to call a special meeting of stockholders;
- advance notice procedures apply for stockholders to nominate candidates for election as directors or to bring matters before an annual meeting of stockholders;
- our certificate of incorporation authorizes undesignated preferred stock, the terms of which may be established, and shares of which may be issued, without stockholder approval; and
- certain litigation against us can only be brought in Delaware.

[Table of Contents](#)

Item 1B. Unresolved Staff Comments

None.

Item 1C. Cybersecurity

At Meta, cybersecurity risk management is an important part of our overall risk management efforts. Our industry is prone to cybersecurity threats and attacks, and we regularly experience cybersecurity incidents of varying degrees. We believe we are a particularly attractive target as a result of our prominence and scale, the types and volume of personal data and content on our systems, and the evolving nature of our products and services. Our products and services reach billions of users and involve the collection, storage, processing, and transmission of a large amount of data. In addition, our business and operations span numerous geographies around the world, involve thousands of employees, contractors, vendors, developers, partners, and other third parties, and rely on software and hardware that is highly technical and complex. We maintain an information security program that is comprised of policies and controls designed to mitigate cybersecurity risk. However, at any given time, we face known and unknown cybersecurity risks and threats that are not fully mitigated, and we discover vulnerabilities in our program. We continuously work to enhance our information security program and risk management efforts.

We use a risk management framework based on applicable laws and regulations, and informed by industry standards and industry-recognized practices, for managing cybersecurity risks within our products and services, infrastructure, and corporate resources. To identify and assess risks from cybersecurity threats, we evaluate a variety of developments including threat intelligence, first- and third-party vulnerabilities, evolving regulatory requirements, and observed cybersecurity incidents, among others. We regularly conduct risk assessments to evaluate the maturity and effectiveness of our systems and processes in addressing cybersecurity threats and to identify **any** areas for remediation and opportunities for enhancements. We also engage third-party security experts and consultants to assist with assessment and enhancement of our cybersecurity risk management processes, as well as benchmarking against industry practices. **However, we may not be successful in fully addressing such areas for remediation or enhancement.** In addition, we maintain a privacy risk management program to assess privacy risks related to how we are collecting, using, sharing, and storing user data, which is subject to assessment by an independent, third-party privacy assessor. Our internal audit function provides independent assessment and assurance on the overall operations of our cybersecurity and privacy programs and the supporting control frameworks. These processes

[Table of Contents](#)

support informed risk-based decision-making and prioritization of cybersecurity countermeasures and risk mitigation strategies. Our risk mitigation strategies include a broad variety of technical and operational measures, as well as annual cybersecurity and privacy training for all of our employees.

In addition, we maintain specific policies and practices governing our third-party security risks, including our third-party assessment (TPA) process. Under our TPA process, we gather information from certain third parties who contract with Meta and share or receive data, or have access to or integrate with our systems, in order to help us assess potential risks associated with their security controls. We also generally require third parties to, among other things, maintain security controls to protect our confidential information and data, and notify us of material data breaches that may impact our data.

Our board of directors has oversight of our strategic and business risk management and has delegated cybersecurity risk management oversight to the audit & risk oversight committee of our board of directors (Audit & Risk Oversight Committee). Our Audit & Risk Oversight Committee is responsible for ensuring that management has processes in place designed to identify and evaluate cybersecurity risks to which the company is exposed and to implement processes and programs to manage cybersecurity risks and mitigate cybersecurity incidents. The privacy & product compliance committee of our board of directors (Privacy & Product Compliance Committee) oversees risks related to privacy and data use, including overseeing compliance with our comprehensive privacy program. Management is responsible for identifying, assessing, and managing material cybersecurity risks on an ongoing basis, establishing processes to ensure that such potential cybersecurity risk exposures are monitored, putting in place appropriate mitigation measures, maintaining cybersecurity policies and procedures, and providing regular reports to our board of directors, including through the Audit & Risk Oversight Committee and Privacy & Product Compliance Committee.

Our Chief Information Security Officer (CISO), Guy Rosen, leads our cybersecurity program and oversees teams across the company supporting our security functions of identify, prevent, detect, respond, and recover. These teams are comprised of personnel with a broad range of experience across the private and public sectors, the technology industry, and different geographic regions. Mr. Rosen has two decades of experience in various cybersecurity, software development, product management, and other technology-related roles. Mr. Rosen has served in a number of significant leadership roles at our company since 2013, including oversight of security, safety, and integrity initiatives, and was appointed as our CISO in 2022.

[Table of Contents](#)

Prior to joining our company, Mr. Rosen served in senior leadership, engineering, and operational roles across technology organizations.

Our cybersecurity teams monitor the prevention, detection, mitigation, and remediation of cybersecurity incidents through a variety of technical and operational measures, and regularly report to our CISO. Our CISO is part of the senior management team at the company and regularly updates the Audit & Risk Oversight Committee on the company's cybersecurity program, including cybersecurity risks, incidents, and mitigation strategies.

In **2023, 2024**, we did not identify any cybersecurity threats that have materially affected or are reasonably likely to materially affect our business strategy, results of operations, or financial condition. However, despite our efforts, we cannot eliminate all risks from cybersecurity threats, or provide assurances that we have not experienced undetected cybersecurity incidents. For additional information about these risks, see Part I, Item 1A, "Risk Factors" in this Annual Report on Form 10-K.

Item 2. Properties

Our corporate headquarters are located in Menlo Park, California. As of **December 31, 2023** **December 31, 2024**, we owned and leased approximately **10 million** **11 million** square feet of office and building space for our corporate headquarters and in the surrounding areas, which included approximately **three two** million square feet of unoccupied office and building space that we plan to either sublease, early terminate, or abandon related to our facilities consolidation restructuring efforts. We also owned and leased approximately 62 acres of land to be developed to accommodate anticipated future growth.

In addition, we have offices in approximately more than 90 cities across North America, Europe, the Middle East, Africa, Asia Pacific, Asia-Pacific, and Latin America. We also own 21 27 data center locations globally.

See Note 3 — Restructuring in the notes to the consolidated financial statements included in Part II, Item 8, "Financial Statements globally and Supplementary Data" of this Annual Report on Form 10-K for additional information regarding our facilities consolidation efforts. we also lease some data centers at selected locations.

We believe that our facilities, which are used by both reportable segments, are adequate for our current needs.

[Table of Contents](#)

Item 3. Legal Proceedings

As a multinational company with a complex and evolving business, we are, and expect to continue to be, subject to numerous claims, litigation, regulatory, tax, and government inquiries and investigations, and other legal proceedings in jurisdictions around the world. Although we believe many of these matters are without merit and are vigorously defending them, we may not be successful. Any litigation to which we are a party may be resolved adversely or we may be subject to an unfavorable judgment that may not be reversed upon appeal. We may also decide to settle litigation, disputes, or other legal proceedings in some instances on terms that are unfavorable to us. In addition, we may become subject to orders or consent decrees imposed by government or regulatory authorities. Any such developments could cause us to incur substantial costs, expose us to civil and criminal liability (including liability for our personnel) or penalties (including substantial monetary remedies), interrupt or require us to change our business practices in a manner materially adverse to our business (including changes to our products and services or user data practices), result in negative publicity and reputational harm, divert resources and the time and attention of management from our business, or subject us to other structural or behavioral remedies that adversely affect our business. We have experienced such outcomes to varying degrees in the past, and we expect to continue to face a challenging litigation and regulatory environment, including in light of complex and evolving laws and regulations, as well as the scale of our business and the size of our user and advertiser base.

Over the last several years, the number and potential significance of the litigation and investigations involving the company have increased, and there can be no assurance that this trend will not continue. For example, we are facing numerous cases in the United States in which plaintiffs are attempting to avoid or limit the application of Section 230 of the Communications Decency Act to their claims. claims and certain of those matters have survived motions to dismiss, including through the use of products liability theories. Outside of the United States, we are subject to new regulatory regimes, including the Digital Services Act, Digital Markets Act, EU AI Act and similar statutes in non-EU countries such as the UK Digital Markets, Competition and Consumer Act, and new fining guidelines under existing regulatory regimes like the General Data Protection Regulation (GDPR). We are facing inquiries and investigations regarding various aspects of our regulatory compliance, as well as private litigation in Europe, including class and mass actions, claiming damages (including for loss of control of data without other damage) and/or injunctions in respect of alleged failings to comply with such regulatory requirements. We are also responding to litigation and government investigations related to our alleged role in causing or contributing to various societal harms, including mental and physical health and safety impacts on users, particularly younger users, child and adult sexual exploitation, illegal activity with respect to drugs, fraud, unlawful discrimination, and other harms potentially impacting large numbers of people.

[Table of Contents](#)

This is in addition to significant tax, competition and antitrust, stockholder, commercial, consumer, and privacy litigation and investigations. Furthermore, as the number of our users and amount of our revenue have grown, our potential exposure to substantial damages awards and fines has increased.

In some instances, particularly with novel legal and factual claims, new regulatory regimes or statutes that have not previously been enforced, or where the nature or type of enforcement pursued against us is novel, it can be very difficult to assess the likelihood or extent of potential liabilities, including the nature and extent of injunctive or other non-monetary relief and the applicability and amount of any potential forfeitures, disgorgement, fines or penalties. While we have identified below certain matters that we believe to be material, there can be no assurance that additional material losses or limitations on our activities will not result from claims that have not yet been asserted or are not yet determined to be material.

Privacy and Related Matters

Beginning on March 20, 2018, multiple putative class actions were filed in state and federal courts in the United States and elsewhere against us and certain of our directors and officers alleging various causes of action in connection with our platform and user data practices as well as the misuse of certain data by a developer that shared such data with third parties in violation of our terms and policies, and seeking unspecified damages and injunctive relief. With respect to the putative class actions alleging fraud and violations of consumer protection, privacy, and other laws in connection with the same matters, several of the cases brought on behalf of consumers in the United States were consolidated in the U.S. District Court for the Northern District of California (*In re Facebook, Inc., Consumer Privacy User Profile Litigation*). On September 9, 2019, the court granted, in part, and denied, in part, our motion to dismiss the consolidated putative consumer class action. On December 22, 2022, the parties entered into a settlement agreement to resolve the lawsuit, which provides for a payment of \$725 million by us. The settlement was approved by the court on October 10, 2023, and the payment was made in November 2023. Two objectors appealed final approval (one of which was voluntarily dismissed as of June 24, 2024). The objection is fully briefed and will be heard on February 7, 2025. In addition, our platform and user data practices, as well as the events surrounding the misuse of certain data by a developer, became the subject of U.S. Federal Trade Commission (FTC), state

[Table of Contents](#)

attorneys general, and other government inquiries in the United States, Europe, and other jurisdictions. We entered into a settlement and modified consent order to resolve the FTC inquiry, which took effect in April 2020 and required us to pay a penalty of \$5.0 billion and to significantly enhance our practices and processes for privacy compliance and oversight. The state attorneys general [inquiry inquiries and litigation](#) and certain government inquiries in other jurisdictions remain ongoing and could subject us to additional substantial fines and costs, require us to change our business practices, divert resources and the attention of management from our business, or adversely affect our business. [On June 1, 2023, the court presiding over the lawsuit filed by the District of Columbia granted our motion for summary judgment, resolving the case in our favor. On June 29, 2023, the District of Columbia filed a notice of appeal. The appeal is fully briefed and will be heard on January 30, 2025. Trial in the New Mexico Attorney General's case is scheduled to begin on December 1, 2025.](#) On July 16, 2021, a stockholder derivative action was filed in Delaware Court of Chancery against certain of our directors and officers asserting breach of fiduciary duty and related claims relating to our historical platform and user data practices, as well as our settlement with the FTC. On July 20, 2021, other stockholders filed an amended derivative complaint in a related Delaware Chancery Court action, asserting breach of fiduciary duty and related claims against certain of our current and former directors and officers in connection with our historical platform and user data practices. On November 4, 2021, the lead plaintiffs filed a second amended and consolidated complaint in the stockholder derivative action. The pending consolidated matter is *In re Facebook Inc. Derivative Litigation*. On January 19, 2022, we filed a motion to dismiss, which was denied in part on May 10, 2023. The insider trading claim was dismissed as to all defendants except Mark Zuckerberg, and the motion was denied as to the breach of fiduciary duty claims. [Trial is scheduled to begin on April 2, 2025.](#)

On May 3, 2023, the FTC filed a public administrative proceeding (*In the Matter of Facebook, Inc.*), seeking substantial changes to the modified consent order, which took effect in April 2020 after its entry by the U.S. District Court for the District of Columbia. The changes sought by the FTC are set forth in a proposed order and include, among others, a prohibition on our use of minors' data for any commercial purposes, changes to the composition of our board of directors, and significant limitations on our ability to modify and launch new products. On May 31, 2023, we filed a motion before the U.S. District Court for the District of Columbia (*USA v. Facebook, Inc.*) seeking to enjoin the FTC from further pursuing its agency process to modify the modified consent order. On November 27, 2023, the district court denied our motion, and we [have then](#) appealed to the U.S. Court of Appeals for the District of Columbia Circuit (*U.S. v. Facebook, Inc.*) and sought to stay the FTC proceeding pending resolution of the appeal. [On January 12, 2024, the district court denied our](#) Our motion for a stay pending appeal [was denied in March 2024. The underlying appeal was then briefed and oral argument was held on January 25, 2024, we filed a motion for a stay pending appeal before the November 5, 2024. The U.S. Court of Appeals. Appeals for the District of Columbia Circuit has yet to rule.](#)

On November 29, 2023, we separately filed a complaint, also in the U.S. District Court for the District of Columbia (*Meta Platforms, Inc. v. FTC*), asserting constitutional challenges to the structure of the FTC, and seeking to preliminarily enjoin the FTC proceeding during the pendency of the litigation. On December 13, 2023, the FTC filed an opposition to our motion for preliminary injunction and a motion to dismiss the complaint. [Oral argument on](#) [On March 14, 2024, the district court denied our motion to preliminarily enjoin the FTC proceeding during the pendency of the litigation, and also denied the FTC's motion to dismiss is scheduled](#) our complaint without prejudice, pending the U.S. Supreme Court's decision in *SEC v. Jarkesy (Jarkesy)*. Our motion for [March 1, 2024. If a stay of the FTC proceeding is not enjoined or](#) pending appeal was denied in March 2024. Both the district court action and the appeal were stayed pending the Supreme Court's decision in *Jarkesy*. Following the Supreme Court's ruling in *Jarkesy* on June 27, 2024, the government filed a renewed motion to dismiss, which was fully briefed as of October 18, 2024. The district court has yet to rule. The parties are required to report back to the circuit court within 30 days of the district court's disposition of the FTC's motion to dismiss.

On April 1, 2024, we filed our response to the FTC's Order to Show Cause, arguing, among other things, that the Order to Show Cause proceeding was legally improper. Per FTC orders, we completed briefing on threshold legal issues on July 18, 2024, and the FTC held oral argument before the Commissioners on those issues on November 12, 2024. On January 10, 2025, the Commission issued a decision on certain threshold legal issues, including that the Commission has statutory authority to modify consent orders. The Commission stated that its decision is subject to Meta's jurisdictional challenges currently pending before the U.S. Court of Appeals for the District of Columbia Circuit in *U.S. v. Facebook, Inc.*, and that the [proceeding will](#) nature and scope of any further administrative proceedings would be [due on March 15, 2024, after which time](#) addressed at a later date. [Through the administrative process,](#) the FTC could amend the order to impose [these the](#) additional requirements set forth in the proposed order. We should have the opportunity to appeal an FTC decision modifying the order and could request the

[Table of Contents](#)

appellate court to stay the enforcement of the modifications to the order while the appeal is pending. It is unclear whether the appeal or the request for a stay would be successful.

We also notify the Irish Data Protection Commission (IDPC), our lead European Union privacy regulator under the GDPR, of certain other personal data breaches and privacy issues, [issue similar notifications to European regulators under](#)

[Table of Contents](#)

other laws (such as UK GDPR and Member State implementations of the ePrivacy Directive), and are subject to inquiries and investigations by the IDPC and other European regulators regarding various aspects of our regulatory compliance. For example, the IDPC is continuing to assess the compliance of our "subscription for no ads" consent model [with requirements under the GDPR. In addition,](#) on May 12, 2023, the IDPC issued a Final Decision concluding that Meta Platforms Ireland's reliance on Standard Contractual Clauses in respect of certain transfers of European Economic Area (EEA) Facebook user data was not in compliance with the GDPR. The IDPC issued an administrative fine of EUR [€1.2 billion](#) [€1.2 billion](#) as well as corrective orders requiring Meta Platforms Ireland to suspend the relevant transfers and to bring its processing operations into compliance with Chapter V GDPR by ceasing the unlawful processing, including storage, of such data in the United States. We are appealing this [decision](#) [Final Decision](#) and [the corrective orders are](#) it is currently subject to an interim stay from the Irish High Court. On October 7, 2022, President Biden signed the Executive Order on Enhancing Safeguards for United States Signals Intelligence Activities (E.O.), and on June 30, 2023, the European Union and the three additional countries making up the EEA were designated by the United States Attorney General as a "qualifying state" under Section 3(f) of the E.O. On July 10, 2023, the European Commission adopted an adequacy decision in relation to the United States. The adequacy decision concludes that the United States ensures an adequate level of protection for personal data transferred from the European Union to organizations in the United States that are included in the "Data Privacy Framework List," maintained and made publicly available by the United States Department of Commerce pursuant to the EU-

U.S. Data Privacy Framework (EU-U.S. DPF). The implementation of the EU-U.S. DPF and the adequacy decision are important and welcome milestones, and we **are implementing have implemented** steps to comply with the above corrective orders following engagement with the IDPC. For additional information, see Part II, I, Item 1A, "Risk Factors—Our business is subject to complex and evolving U.S. and foreign laws and regulations regarding privacy, data use, **and data combination**, data protection, content, competition, **youth, safety, and** consumer protection, **advertising**, e-commerce, and other matters" in this Annual Report on Form 10-K. Any such inquiries or investigations (including the IDPC proceedings) could subject us to substantial fines and costs, require us to change our business practices, divert resources and the attention of management from our business, or adversely affect our business.

On February 14, 2022, the State of Texas filed a lawsuit against us in Texas state court (*Texas v. Meta Platforms, Inc.*) alleging that "tag suggestions" and other uses of facial recognition technology violated the Texas Capture or Use of Biometric Identifiers Act and the Texas Deceptive Trade Practices-Consumer Protection Act, and seeking statutory damages and injunctive relief. The case is currently scheduled for trial in June 2024.

Beginning on June 7, 2021, multiple putative class actions were filed against us alleging that we improperly received individuals' information from third-party websites or apps via our business tools in violation of our terms and various state and federal laws and seeking unspecified damages and injunctive relief (for example, *In re Meta Pixel Healthcare Litigation*; *In re Meta Pixel Tax Filing Cases*; *Frasco v. Flo Health, Inc.*; *Doe v. Hey Favor, Inc. et al.*; *Doe v. GoodRx Holdings, Inc. et al.* in the U.S. District Court for the Northern District of California; and *Rickwalder, et al. v. Meta Platforms, Inc.* in the **California Supreme Santa Clara County Superior Court**). **These cases are in different stages, but several of our motions to dismiss have been denied in whole or in part, while certain others have been granted in whole or in part. We are currently in discovery and litigating class certification in the cases that are most advanced.**

Competition

We are subject to various litigation and government inquiries and investigations, formal or informal, by competition authorities in the United States, Europe, and other jurisdictions. Such investigations, inquiries, and lawsuits concern, among other things, our business practices in the areas of social networking or social media services, digital advertising, and/or mobile or online applications, as well as our acquisitions. For example, in 2019 we became the subject of antitrust investigations by the FTC and U.S. Department of Justice. On December 9, 2020, the FTC filed a complaint (*FTC v. Meta Platforms, Inc.*) against us in the U.S. District Court for the District of Columbia alleging that we engaged in anticompetitive conduct and unfair methods of competition in violation of Section 5 of the Federal Trade Commission Act and Section 2 of the Sherman Act, including by acquiring Instagram in 2012 and WhatsApp in 2014 and by maintaining conditions on access to our platform. The FTC sought a permanent injunction against our company's alleged violations of the antitrust laws, and other equitable relief, including divestiture or reconstruction of Instagram and WhatsApp. On June 28, 2021, the court granted our motion to dismiss the complaint filed by the FTC with leave to amend. On August 19, 2021, the FTC filed an amended complaint, and on October 4, 2021, we filed a motion to dismiss this amended complaint. On January 11, 2022, the court denied our motion to dismiss the FTC's amended complaint. **On April 5, 2024, we filed our motion for summary judgment and the FTC filed its opposition and its own motion for partial summary judgment on May 24, 2024. On November 13, 2024, the court granted in part and denied in part both our and the FTC's motions for summary judgment. Trial is set to begin on April 14, 2025.** Multiple putative class actions have also been filed in state and federal courts in the United States and in the United Kingdom against us alleging violations of antitrust laws and other causes of action in connection with these acquisitions and/or other alleged anticompetitive conduct, and seeking damages and injunctive relief. Several of the cases brought on behalf of certain advertisers and users in the United States were consolidated

Table of Contents

in the U.S. District Court for the Northern District of California (*Klein et al., v. Meta Platforms, Inc.*). On January 14, 2022, the court granted, in part, and denied, in part, our motion to dismiss the consolidated actions. On March 1, 2022, a first amended consolidated complaint was filed in the putative class action brought on behalf of certain advertisers. On December 6, 2022, the court denied our

Table of Contents

motion to dismiss the first amended consolidated complaint filed in the putative class action brought on behalf of certain advertisers. **On December 30, 2024, we filed our motion for summary judgment in the putative class action brought on behalf of certain advertisers.**

In December 2022, the European Commission issued a Statement of Objections alleging that we tie Facebook Marketplace to Facebook and use data in a manner that infringes European Union competition rules.

On February 6, 2019 November 18, 2024, the German Federal Cartel Office (FCO) European Commission issued an antitrust injunction order claiming a decision that our terms and policies Meta infringed Article 102 on data sharing across our apps, and collection from third-party websites via our business tools, breached European data protection principles and German competition law. We brought a lawsuit seeking to invalidate the order on February 11, 2019. On March 24, 2021, Treaty of the Higher Regional Court, Düsseldorf, Germany referred several questions to the Court of Justice Functioning of the European Union (CJEU) including in relation to certain questions regarding interpretation alleged business practices relating to Facebook Marketplace and imposed a fine of approximately EUR €798 million. We appealed the European Commission's decision on January 28, 2025.

In March 2024, the European Commission opened an investigation into the compliance of our "subscription for no ads" consent model with requirements under Article 5(2) of the GDPR. On July 4, 2023, the CJEU Digital Markets Act. The European Commission issued a decision which in particular made preliminary findings on July 1, 2024 reflecting its preliminary view that our model does not comply with such requirements, and indicated that it more difficult to rely on "legitimate interests," and "contractual necessity" as opposed to user "consent," as a legal basis for data processing under the GDPR for ads and personalization purposes. will conclude its investigation by March 2025.

The result of such litigation, investigations or inquiries could subject us to substantial monetary remedies and costs, interrupt or require us to change our business practices, divert resources and the attention of management from our business, or subject us to other structural or behavioral remedies that adversely affect our business.

Securities and Other Actions

Beginning on March 20, 2018, multiple putative class actions and derivative actions were filed in state and federal courts in the United States and elsewhere against us and certain of our directors and officers alleging violations of securities laws, breach of fiduciary duties, and other causes of action in connection with our platform and user data practices as well as the misuse of certain data by a developer that shared such data with third parties in violation of our terms and policies, and seeking unspecified damages and injunctive relief. Beginning on July 27, 2018, two putative class actions were filed in federal court in the United States against us and certain of our directors and officers alleging violations of securities laws in connection with the disclosure of our earnings results for the second quarter of 2018 and seeking unspecified damages. These two actions subsequently were transferred and consolidated in the U.S. District Court for the Northern District of California (*In Re Facebook, Inc. Securities Litigation*) with the putative securities class action described above relating to our platform and user data practices. In a series of orders in 2019 and 2020, the district court granted our motions to dismiss the plaintiffs' claims. On January 17, 2022, the plaintiffs filed a notice of appeal of the order dismissing their case, and on October 18, 2023, the U.S. Court of Appeals for the Ninth Circuit issued its decision affirming in part and reversing in part the district court's order dismissing the plaintiffs' case. We filed a petition for writ of certiorari on March 4, 2024 with the U.S. Supreme Court, seeking review of the Ninth Circuit's order. The Supreme Court granted in part our petition for writ of certiorari on June 10, 2024, and following oral argument issued an order on November 22, 2024 dismissing the grant of certiorari as improvidently granted.

We are also subject to other government inquiries and investigations relating to our business activities and disclosure practices. For example, beginning in September 2021, we became subject to government investigations and requests relating to a former employee's allegations and release of internal company documents concerning, among other things, our algorithms, advertising and user metrics, and content enforcement practices, as well as misinformation and other undesirable activity on our platform, and user well-being. We have since received additional requests relating to these and other topics. Beginning on October 27, 2021, multiple putative class actions and derivative actions were filed in the U.S. District Court for the Northern District of California against us and certain of our directors and officers alleging violations of securities laws, breach of fiduciary duties, and other causes of action in connection with the same matters, and seeking unspecified damages. damages (*Ohio Pub. Empl. Ret. Sys. v. Meta Platforms, Inc. Inc.*). On September 30, 2024, the court dismissed certain claims with leave to amend, but determined certain claims regarding content enforcement practices and user well-being could proceed against us and certain of our current and former directors and officers.

On March 8, 2022, a putative class action was filed in the U.S. District Court for the Northern District of California against us and certain of our directors and officers alleging violations of securities laws in connection with the disclosure of our earnings results for the fourth quarter of 2021 and seeking unspecified damages (*Plumbers & Steamfitters Local 60 Pension Trust v. Meta Platforms, Inc.*). On July 18, 2023, the court dismissed the claims against Meta and its officers with leave to amend. On September 18, 2023, the plaintiffs filed an amended complaint. complaint and on September 17, 2024, the court dismissed the claims with prejudice. On October 14, 2024, plaintiffs filed their notice of appeal.

[Table of Contents](#)

Youth-Related Actions

Beginning in January 2022, we became subject to litigation and other proceedings that were filed in various federal and state courts alleging that Facebook and Instagram cause "social media addiction" in users, with most proceedings focused

[Table of Contents](#)

on those under 18 years old, resulting in various mental health and other harms. Putative class actions have been filed in the United States, Brazil, and Canada on behalf of users in those jurisdictions, and numerous school districts, municipalities, and one state tribal nations have filed public nuisance claims in the United States, have filed public nuisance claims Brazil, and/or Canada based on similar allegations. On October 6, 2022, the U.S. federal cases were centralized in the U.S. District Court for the Northern District of California (*In re Social Media Adolescent Addiction Product Liability Personal Injury Litigation*). On October 13, 2023, in *In re Social Media Cases*, the Los Angeles County Superior Court presiding over the California state court proceedings sustained in part and overruled in part our demurrer as to the plaintiff's claims. Beginning in October March 2023, additional U.S. states have filed and territories began filing lawsuits on these topics in various federal and state courts. These additional lawsuits include allegations regarding violations of the Children's Online Privacy Protection Act (COPPA), child sexual abuse material and other child safety concerns, as well as violations of state laws concerning consumer protection laws, unfair business practices, public nuisance, and products liability, with proceedings focused on our alleged business practices (including the use of end-to-end encryption) and harms to users under 18 years old. These lawsuits seek damages and injunctive relief, and include cases filed by various state attorneys general in *In re Social Media Adolescent Addiction Product Liability Personal Injury Litigation* in the U.S. District Court for the Northern District of California, as well as various state courts around the country. Beginning in November 2024, counsel for thousands of individual claimants began sending mass arbitration demands relating to "social media addiction" and related harms allegedly caused by Instagram.

We are also subject to government investigations and requests from multiple regulators in various jurisdictions globally concerning the use of our products and services, and the alleged mental and physical health and safety impacts on users, particularly younger users. On May 16, 2024, the European Commission opened formal proceedings assessing our compliance with certain requirements under Articles 28, 34, and 35 of the Digital Services Act (DSA), including the way in which we identified, assessed, and mitigated against certain systemic risks to minors and other vulnerable users that may stem from the design and functioning of Instagram and Facebook.

Other Actions

Beginning on August 15, 2018, multiple putative class actions were filed against us alleging that we inflated our estimates of the potential audience size for advertisements, resulting in artificially increased demand and higher prices. The cases were consolidated in the U.S. District Court for the Northern District of California (*DZ Reserve v. Facebook, Inc.*) and seek unspecified damages and injunctive relief. In a series of rulings in 2019, 2021, and 2022, the court dismissed certain of the plaintiffs' claims, but permitted their fraud and unfair competition claims to proceed. On March 29, 2022, the court granted the plaintiffs' motion for class certification. On **June 21, 2022** **March 21, 2024**, the U.S. Court of Appeals for the Ninth Circuit **granted our affirmed in part and reversed in part the order granting class certification**. On May 3, 2024, we filed a petition for **permission to appeal panel rehearing and rehearing en banc**, which was denied by the **district court's class certification order, and Ninth Circuit**. We filed a petition for a writ of certiorari with the **court heard argument U.S. Supreme Court** on **September 12, 2023**. The case is stayed in the district court pending appeal. **October 2, 2024, which was denied.**

Beginning on July 7, 2023, multiple putative class actions were filed against us in the U.S. District Court for the Northern District of California (*Kadrey, et al. v. Meta Platforms, Inc. and Chabon, et al. v. Meta Platforms, Inc. and Farnsworth v. Meta Platforms, Inc.*) and U.S. District Court for the Southern District of New York (*Huckabee, et al. v. Meta Platforms, Inc. et al.*), which was subsequently transferred to the U.S. District Court for the Northern District of **California) California** alleging that we used various copyrighted books and materials to train our artificial intelligence models, and seeking unspecified damages and injunctive relief. **These cases have all been consolidated into Kadrey, et al. v. Meta Platforms, Inc.**

In the first quarter of 2024, the **U.S. Supreme Court is scheduled to hear heard** argument in *Vivek H. Murthy, Surgeon General, et al. v. Missouri, et al.*, on the question of whether federal government officials violated the First Amendment in their communications with the company and others related to content moderation practices, and **to hear heard** argument in *NetChoice, et al. v. Paxton and Moody, et al. v. NetChoice et al.*, regarding the application of the First Amendment relating to content moderation on tech platforms. **As to Murthy, a majority of the Supreme Court decided the case on plaintiffs' standing, declining to rule on the First Amendment questions, and sending the case back down to the lower courts where the case continues. As to NetChoice, the Supreme Court unanimously vacated the intermediate appellate court decisions, remanding the cases back to the lower courts.** Although **Meta is we are** not a **defendant party** in these actions, the **Supreme Court's decision and** ultimate resolution of the **lawsuit lawsuits** and similar others still pending in the federal courts could impact our business.

[Table of Contents](#)

On April 30, 2024, the European Commission opened formal proceedings against us to assess Facebook and Instagram's compliance with certain requirements under Articles 14, 16, 17, 20, 24, 25, 34, 35, and 40 of the DSA, regarding a range of topics including elections, content reporting and appeals, third-party access to data, political content recommendations, potential deceptive advertising and disinformation, including the way in which we identified, assessed, and mitigated against certain systemic risks on Instagram and Facebook. We are also responding to regulatory inquiries and litigation related to allegedly deceptive advertising, including but not limited to financial scams, in other parts of the world.

On September 18, 2024, staff of the Consumer Financial Protection Bureau (CFPB or Bureau) initiated a Notice and Opportunity to Respond and Advise (NORA) process related to its investigation of advertising for financial products and services on our platform, informing us that staff may recommend to the Director of the CFPB that the Bureau take legal action alleging violations of the Consumer Financial Protection Act, including based on our alleged receipt and use for advertising of financial information from third parties through certain advertising tools as well as our related user disclosures and controls, and provided us with an opportunity to respond. We disagree with the claims staff is considering and believe an enforcement action is unwarranted, and have responded through the NORA process. The result of the NORA process is uncertain at this time, but if the Director authorizes an action against us, the CFPB could file a lawsuit in the near-term and seek financial penalties and equitable relief.

In addition, we are subject to litigation and other proceedings involving law enforcement and other regulatory agencies, including in particular in Brazil, Russia, and other countries in Europe, in order to ascertain the precise scope of our legal obligations to comply with the requests of those agencies, including our obligation to disclose user information in particular circumstances. A number of such instances have resulted in the assessment of fines and penalties against us. We believe we have multiple legal grounds to satisfy these requests or prevail against associated fines and penalties, and we intend to vigorously defend such fines and penalties.

We are also party to various other legal proceedings, claims, and regulatory, tax or government inquiries and investigations that arise in the ordinary course of business, and we expect to be subject to additional legal proceedings and disputes in the future.

Item 4. Mine Safety Disclosures

Not applicable.

[Table of Contents](#)

PART II

Item 5. Market for Registrant's Common Equity, Related Stockholder Matters and Issuer Purchases of Equity Securities

Market Information for Common Stock

Our Class A common stock is trading on the Nasdaq Global Select Market under the ticker symbol 'META'. **This replaced the ticker symbol 'FB,' which had been used since the company's initial public offering in 2012. Prior to that time, there was no public market for our stock.**

Our Class B common stock is not listed on any stock exchange nor traded on any public market.

Holders of Record

As of December 31, 2023 December 31, 2024, there were 3,098 2,931 stockholders of record of our Class A common stock, and the closing price of our Class A common stock was \$353.96 \$585.51 per share as reported on the Nasdaq Global Select Market. Because many of our shares of Class A common stock are held by brokers and other institutions on behalf of stockholders, we are unable to estimate the total number of stockholders represented by these record holders. As of December 31, 2023 December 31, 2024, there were 23 24 stockholders of record of our Class B common stock.

Dividend Policy

Prior to Beginning in February 2024, we had never our board of directors declared or paid any cash dividend on our common stock. On February 1, 2024 we announced the initiation of our first ever cash dividend program. This a quarterly cash dividend of \$0.50 per share to the holders of our Class A and Class B common stock stock. RSUs granted on or after March 1, 2024 under our 2012 Equity Incentive Plan (Amended 2012 Plan), which was most recently amended in May 2024, are entitled to dividend equivalent rights. During the year ended December 31, 2024, total dividend and dividend equivalent payments were \$4.38 billion and \$691 million for Class A and Class B common stock, (together, the "common stock") is equivalent to \$2.00 per share on an annual basis. The first cash dividend will be paid on March 26, 2024 to all holders of record of common stock at the close of business on February 22, 2024, respectively.

The payment of future cash dividends is subject Subject to legally available funds and future declaration by our board of directors, which will be based in part we currently intend to continue to pay a quarterly cash dividend on continued capital availability, market conditions, applicable laws our outstanding common stock. The declaration and agreements, and payment of future dividends is at the sole discretion of our board of directors continuing to determine that the declaration of dividends is after taking into account various factors, including our financial condition, operating results, available cash, and current and anticipated cash needs.

See Note 13 — Stockholders' Equity in the best interests notes to the consolidated financial statements included in Part II, Item 8, "Financial Statements and Supplementary Data" of our stockholders, this Annual Report on Form 10-K for additional information regarding dividends.

Purchases of Equity Securities by the Issuer and Affiliated Purchasers

The following table summarizes the We had no share repurchase activity for the three months ended December 31, 2023:

	Total Number of Shares Purchased	Average Price Paid Per Share	Total Number of Shares Purchased as Part of Publicly Announced Programs ⁽¹⁾	Approximate Dollar Value of Shares that May Yet Be Purchased Under the Plans or Programs ⁽¹⁾
	(in thousands)	⁽²⁾	(in thousands)	(in millions)
October 1 - 31, 2023	10,105	\$ 294.59	10,105	\$ 34,246
November 1 - 30, 2023	—	\$ —	—	\$ 34,246
December 1 - 31, 2023	9,607	\$ 345.27	9,607	\$ 30,929
Total	19,712		19,712	

(1) On November 18, 2016, we announced that our board of directors had authorized a share repurchase program of our Class A common stock, which commenced in January 2017 and does not have an expiration date. In January 2024, an additional \$50 billion of repurchases was authorized under this programDecember 31, 2024. The timing and actual number of shares repurchased depend on a variety of factors, including price, general business and market conditions, and other investment opportunities, and shares may be repurchased through open market purchases or privately negotiated transactions, including through the use of trading plans intended to qualify under Rule 10b5-1 under the Exchange Act. See Note 13 — Stockholders' Equity in Part II, Item 8 of this Annual Report on Form 10-K for additional information related to share repurchases.

(2) Average price paid per share includes costs associated with the repurchases but excludes the 1% excise tax accrued on our share repurchases as a result of the Inflation Reduction Act of 2022.

Table of Contents

Recent Sale of Unregistered Securities and Use of Proceeds

Recent Sale of Unregistered Securities

None.

Table of Contents

Stock Performance Graph

This performance graph shall not be deemed "soliciting material" or to be "filed" with the SEC for purposes of Section 18 of the Exchange Act, or otherwise subject to the liabilities under that Section, and shall not be deemed to be incorporated by reference into any filing of Meta Platforms, Inc. under the Securities Act of 1933, as amended, or the Exchange Act.

The following graph shows a comparison of the cumulative total return for our Class A common stock, the Dow Jones Internet Composite Index (DJINET), the Standard & Poor's 500 Stock Index (S&P 500) and the Nasdaq Composite Index (Nasdaq Composite) for the five years ended December 31, 2023 December 31, 2024. The annual changes for the five-year period shown in the graph assumes that \$100 was invested in our common stock and each index at the market close on the last trading day for the fiscal year ended December 31, 2018 in the Class A common stock of Meta Platforms, Inc. December 31, 2019, the DJINET, the S&P 500, and the Nasdaq Composite and data for the DJINET, the S&P 500, and the Nasdaq Composite assumes reinvestments of gross dividends, that all dividends were reinvested. The stock price performance of the following graph is not necessarily indicative of future stock price performance.



Item 6. [Reserved]

[Table of Contents](#)

Item 7. Management's Discussion and Analysis of Financial Condition and Results of Operations

You should read the following discussion of our financial condition and results of operations in conjunction with our consolidated financial statements and the related notes included in Part II, Item 8, "Financial Statements and Supplementary Data" of this Annual Report on Form 10-K. In addition to our historical consolidated financial information, the following discussion contains forward-looking statements that reflect our plans, estimates, and beliefs. Our actual results could differ materially from those discussed in the forward-looking statements. Factors that could cause or contribute to these differences include those discussed below and elsewhere in this Annual Report on Form 10-K, particularly in Part I, Item 1A, "Risk Factors." For a discussion of limitations in the measurement of certain of our community Family metrics, see the section entitled "Limitations of Key Metrics and Other Data" in this Annual Report on Form 10-K.

To supplement our consolidated financial statements, which are prepared and presented in accordance with generally accepted accounting principles in the United States (GAAP), we present revenue on a constant currency basis and free cash flow, which are non-GAAP financial measures. Revenue on a constant currency basis is presented in the section entitled "—Revenue—Foreign Exchange Impact on Revenue." To calculate revenue on a constant currency basis, we translated revenue for the full year 2023 2024 using 2022 2023 monthly exchange rates for our settlement or billing currencies other than the U.S. dollar. For a full description of our free cash flow non-GAAP measure, see the section entitled "—Liquidity and Capital Resources—Free Cash Flow."

These non-GAAP financial measures are not intended to be considered in isolation or as a substitute for, or superior to, financial information prepared and presented in accordance with GAAP. These measures may be different from non-GAAP financial measures used by other companies, limiting their usefulness for comparison purposes. Moreover, presentation of revenue on a constant currency basis is provided for year-over-year comparison purposes, and investors should be cautioned that the effect of changing foreign currency exchange rates has an actual effect on our operating results. We believe these non-GAAP financial measures provide investors with useful supplemental information about the financial performance of our business, enable comparison of financial results between periods where certain items may vary independent of business performance, and allow for greater transparency with respect to key metrics used by management in operating our business.

Executive Overview of Full Year 2023 2024 Results

Our mission is to give people build the power to build community future of human connection and bring the world closer together, technology that makes it possible.

Our financial results and key community Family metrics for 2023 2024 are set forth below. Our total Total revenue for 2023 2024 was \$134.90 \$164.50 billion, an increase of 16% 22% compared to 2022, 2023, due to an increase in advertising revenue. Revenue on a constant currency basis would have increased 15% 23% compared to 2022, 2023. Ad impressions delivered across our Family of Apps in 2024 increased 28% 11% year-over-year, in 2023, partially offset by a 9% year-over-year decrease in the and our average price per ad, ad increased 10% year-over-year.

Income from operations for 2023 2024 was \$46.75 \$69.38 billion, an increase of \$17.81 \$22.63 billion, or 62% 48%, compared to 2022, 2023, driven by an increase in advertising revenue, revenue, partially offset by an increase in costs and expenses. The increase in costs and expenses was mainly due to increases in operational expenses related to our data centers and technical infrastructure and employee compensation, partially offset by lower restructuring and legal-related costs.

[Table of Contents](#)

Consolidated and Segment Results

We report our financial results for our two reportable segments: Family of Apps (FoA) and Reality Labs (RL). FoA includes Facebook, Instagram, Messenger, WhatsApp, and other services. RL includes our virtual, augmented, mixed and virtual mixed reality related consumer hardware, software, and content.

Family of Apps

	Family of Apps
	Family of Apps
	Year Ended
	December 31,
	Year Ended
	December 31,
	Year Ended
	December 31,
	2023
	2023
	2023
	2024
	2024
	2024

(in millions, except percentages)

(in millions, except percentages)

(in millions, except percentages)

Revenue
Revenue
Revenue

Costs and expenses
Costs and expenses
Costs and expenses

Income (loss) from operations
Income (loss) from operations
Income (loss) from operations

Operating margin
Operating margin
Operating margin

- Net income was \$39.10 \$62.36 billion, with diluted earnings per share (EPS) of \$14.87 \$23.86 for the year ended December 31, 2023 December 31, 2024.
- Capital expenditures, including principal payments on finance leases, were \$28.10 \$39.23 billion for the year ended December 31, 2023 December 31, 2024.
- Effective tax rate was 17.6% Share repurchases of our Class A common stock were \$29.75 billion and total dividend and dividend equivalent payments were \$5.07 billion for the year ended December 31, 2023 December 31, 2024.
- Cash, cash equivalents, and marketable securities were \$65.40 billion \$77.81 billion as of December 31, 2023 December 31, 2024.
- Long-term debt was \$18.39 \$28.83 billion as of December 31, 2023 December 31, 2024.
- Effective tax rate was 12% for the year ended December 31, 2024.
- Headcount was 67,317 74,067 as of December 31, 2023 December 31, 2024, a decrease an increase of 22% 10% year-over-year.

Dividend

Prior to Beginning in February 2024, we had never declared or and paid any four quarterly cash dividends, including dividend on our common stock. On February 1, 2024 we announced the initiation of our first ever cash dividend program. This cash dividend of \$0.50 per equivalents, totaling \$2.00 for each share of common stock during the year ended December 31, 2024. Total dividends and dividend equivalents paid were \$4.38 billion and \$691 million for Class A common stock and Class B common stock, (together, the "common stock") is equivalent to \$2.00 per share on an annual basis. The first cash dividend will be paid on March 26, 2024 to all holders of record of common stock at the close of business on February 22, 2024.

Table of Contents

Restructuring

Beginning in 2022, we initiated several measures to pursue greater efficiency and to realign our business and strategic priorities. As of December 31, 2023, we have completed the data center initiatives and the employee layoffs, and substantially completed the facilities consolidation initiatives.

A summary of our restructuring charges, including subsequent adjustments, for during the year ended December 31, 2023 by major activity type is as follows (in millions):

	Year Ended December 31, 2023			
	Severance and Other Personnel			
	Facilities Consolidation	Costs	Data Center Assets	Total
Cost of revenue	\$ 177	\$ —	\$ (224)	\$ (47)
Research and development	1,581	413	—	1,994
Marketing and sales	396	307	—	703
General and administrative	352	450	—	802
Total	\$ 2,506	\$ 1,170	\$ (224)	\$ 3,452

During 2023 and 2022, we recognized total pre-tax restructuring charges of \$2.84 billion and \$4.10 billion under our FoA segment, and \$612 million and \$515 million under our RL segment, December 31, 2024, respectively.

See Note 3 — Restructuring in the notes to the consolidated financial statements included in Part II, Item 8, "Financial Statements and Supplementary Data" of this Annual Report on Form 10-K for additional information regarding restructuring charges.

Family of Apps Metrics

- Family daily active people (DAP) was 3.19 3.35 billion on average for December 2023, 2024, an increase of 8% year-over-year.
- Family monthly active people (MAP) was 3.98 billion as of December 31, 2023, an increase of 6% year-over-year.
- Facebook daily active users (DAUs) were 2.11 billion on average for December 2023, an increase of 6% year-over-year.
- Facebook monthly active users (MAUs) were 3.07 billion as of December 31, 2023, an increase of 3% 5% year-over-year.
- Ad impressions delivered across our Family of Apps increased by 28% 11% year-over-year in 2023, and the average 2024.
- Average price per ad decreased increased by 9% 10% year-over-year in 2023, 2024.

Beginning with our Quarterly Report on Form 10-Q to be filed for the first quarter of 2024, we will no longer report DAUs, MAUs, ARPU, and MAP in our periodic reports filed with the Securities and Exchange Commission. We intend to begin reporting year-over-year percentage changes in ad impressions delivered and the average price per ad by geographic region, while continuing to report DAP and ARPP (calculated based on DAP), beginning with our Quarterly Report on Form 10-Q to be filed for the first quarter of 2024. For additional information, see the section entitled "Limitations of Key Metrics and Other Data" in this Annual Report on Form 10-K.

Developments in Advertising

Substantially all of our revenue is currently generated from advertising on Facebook and Instagram. We rely on targeting and measurement tools that incorporate data signals from user activity on websites and services that we do not control, as well as signals generated within our products, in order to deliver relevant and effective ads to our users. Our advertising revenue has been, and we expect will continue to be, adversely affected by reduced marketer spending as a result of limitations on our ad targeting and measurement tools arising from changes to the regulatory environment and third-party mobile operating systems and browsers.

In particular, legislative and regulatory developments such as the General Data Protection Regulation, including its evolving interpretation through decisions of the Court of Justice of the European Union, ePrivacy Directive, the European Digital Services Act, Digital Markets Act, and U.S. state privacy laws including the California Consumer Privacy Act, as amended by the California Privacy Rights Act, have impacted our ability to use data signals in our ad products, and we expect these and other an increasing

[Table of Contents](#)

developments such as number of laws have been introduced limiting or prohibiting the Digital Markets Act provision of our services to younger users. We expect these and other developments will have further impact in the future. As a result, we have implemented, and we will continue to implement, whether voluntarily or otherwise, changes to our products and user data practices, which reduce our ability to effectively target and measure ads, ads and may negatively impact our advertising revenue and user engagement. For example, in response to regulatory developments in Europe, we announced our plans to change the legal basis for behavioral advertising on Facebook and Instagram in the EU, European Union, European Economic Area, and Switzerland from "legitimate interests" to "consent," and began offering users in the region a "subscription for no ads" alternative. We subsequently began offering users in the region who elect to continue using our services free-of-charge, supported by ads, an option to see less personalized ads, which are continuing expected to engage be less relevant and effective than our premium ad offerings. We are engaging with regulators on our new consent model. In addition, mobile operating system and browser providers, such as Apple and Google, have implemented product changes and/or announced future plans to limit the ability of websites and application developers to collect and use these signals to target and measure advertising. For example, in 2021, Apple made certain changes to its products and data use policies in connection with changes to its iOS operating system that reduce our and other iOS developers' ability to target and measure advertising, which has negatively impacted, and we expect will continue to negatively impact, the size of the budgets marketers are willing to commit to us and other advertising platforms.

To mitigate these developments, we are continually working to evolve our advertising systems to improve the performance of our ad products. We are developing privacy enhancing technologies to deliver relevant ads and measurement capabilities while reducing the amount of personal information we process, including by relying more on anonymized or aggregated third-party data. In addition, we are developing tools that enable marketers to share their data into our systems, as well as ad products that generate more valuable signals within our apps. More broadly, we also continue to innovate our advertising tools to help marketers prepare campaigns and connect with consumers, including developing growing formats such as Reels ads and our business messaging ad products. Across all of these efforts, we are making significant investments in artificial intelligence

(AI), including generative AI, to improve our delivery, targeting, and measurement capabilities. Further, we are focused on driving onsite conversions in our business messaging ad products by developing new features and scaling existing features.

We are also engaging with others across our industry to explore the possibility of new open standards for the private and secure processing of data for advertising purposes. We believe our ongoing improvements to ad targeting and measurement are continuing to drive improved results for advertisers. However, we expect that some of these efforts will be long-term initiatives, and that the legislative, regulatory and platform developments described above will continue to adversely impact our advertising revenue for the foreseeable future.

In addition, we maintain advertising policies to protect the security and integrity of our platform and comply with global content, security, and integrity obligations. Our ongoing efforts to enhance enforcement against ads and marketers which violate our advertising policies adversely affect our revenue, and we expect that the continued enhancement of such efforts will have an impact on our revenue in the future, which may be material.

Other Business and Macroeconomic Conditions

Other global and regional business, macroeconomic, and geopolitical conditions also have had, and we believe will continue to have, an impact on our user growth and engagement and advertising revenue. In particular, we believe advertising budgets have been pressured from time to time by factors such as inflation, rising high interest rates, and related market uncertainty, which has led to reduced marketer spending. While we saw improvement in business and macroeconomic conditions in 2023, recent periods, continued business, macroeconomic, and geopolitical uncertainty remains, which could impact our financial results in future periods.

In addition, competitive products and services have reduced some users' engagement with our products and services. We are investing in Reels and in AI initiatives across our products, including our AI-powered discovery engine to recommend relevant content, which we have already seen results in improved user engagement and monetization of our products. While However, we continue to face competition from other products and services within certain demographics, in particular younger users. In addition, while Reels is growing in usage, it monetizes at a lower rate than our feed Feed and Stories products and we expect it will continue to monetize at a lower rate for the foreseeable future. We also have seen fluctuations and declines in the size of our active user base in one or more regions from time to time. For example, in connection with the war in Ukraine, access time due to Facebook and Instagram was restricted in Russia and the services were then prohibited by the Russian government, geopolitical conditions, which continued to have adversely affect affected our user growth and engagement in 2023, engagement. These trends adversely affected advertising revenue in 2023, 2024, and we expect will continue to affect our advertising revenue in the foreseeable future.

[Table of Contents](#)

Although we regularly evaluate a variety of sources to understand trends in our advertising revenue, we do not have perfect visibility into the factors driving advertiser spending decisions and our assessments involve complex judgments about what is driving advertising decisions across a large and diversified advertiser base across the globe. Trends impacting advertising spend are also dynamic and interrelated. As a result, it is difficult to identify with precision which advertiser spending decisions are attributable to which trends, and we are unable to quantify the exact impact that each trend had on our advertising revenue during the periods presented.

[Table of Contents](#)

Investment Philosophy

We expect to continue to build on the discipline and habits that we developed in 2022 when we initiated several efforts to increase our operating efficiency, while still remaining focused on investing in significant opportunities. In 2023, 80% 2024, 79% of our total costs and expenses were recognized in FoA and 20% 21% were recognized in RL. Our FoA investments include expenses relating to headcount, data centers, and technical infrastructure as part of our efforts to develop our apps and our advertising services. These efforts include significant investments in AI initiatives, including to recommend relevant content across our products, enhance our advertising tools, develop new products, and develop new features for existing products using generative AI. In particular, we expect our AI initiatives will require increased investment in infrastructure and headcount.


We are also making significant investments in our metaverse and wearables efforts, including developing virtual, augmented, and mixed reality devices, software for social platforms, neural interfaces, and other foundational technologies for the metaverse. technologies. Our RL investments include expenses relating to technology development across these efforts. Many of our RL investments are directed toward long-term, cutting-edge research and development for products for the metaverse that may only be fully realized in the next decade. In 2023, 2024, our RL segment reduced our overall operating profit by approximately \$16.12 billion \$17.73 billion, and we continue to expect our RL operating losses to increase meaningfully in 2024, 2025. We expect this will be a complex, evolving, and long-term initiative, and our ability to support our metaverse RL efforts is dependent on generating sufficient profits from other areas of our business. We are investing now because we believe this is the next chapter of the internet and will unlock monetization opportunities for businesses, developers, and creators, including around advertising, hardware, and digital goods.

[Table of Contents](#)

Trends in Our Revenue by User Geography

We calculate our revenue by user geography based on our estimate of the geography in which ad impressions are delivered, virtual and digital goods are purchased, or consumer hardware products are shipped. The geography of our users affects our revenue and financial results. Our revenue in regions such as United States & Canada and Europe is relatively higher primarily due to the size and maturity of those online and mobile advertising markets, and ad impression growth is primarily in geographies that monetize

at lower rates, such as Asia-Pacific and Rest of World. In 2024, revenue increased by 18% in United States & Canada, 26% in Europe, 22% in Asia-Pacific, and 31% in Rest of World, in each case relative to 2023.



Note: Non-advertising revenue includes RL revenue generated from the delivery of consumer hardware products and FoA Other revenue, which consists of revenue from WhatsApp Business Platform, Meta Verified subscriptions, net fees we receive from developers using our Payments infrastructure, and revenue from various other sources.

Our revenue by user geography in the charts above is geographically apportioned based on our estimation of the geographic location of our users when they perform a revenue-generating activity. This allocation differs from our revenue disaggregated by geography disclosure in Note 2 — Revenue in our consolidated financial statements included in Part II, Item 8, “Financial Statements and Supplemental Data” where revenue is geographically apportioned based on the addresses of our customers.

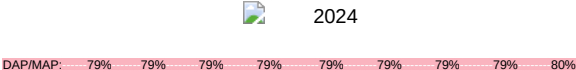
[Table of Contents](#)

Trends in Our Family Metrics

The numbers for our key Family metrics, our DAP **MAP**, and average revenue per person (ARPP), do not include users on our other products unless they would otherwise qualify as DAP **or MAP, respectively**, based on their other activities on our Family products.

Trends in the number of people in our community affect our revenue and financial results by influencing the number of ads we are able to show, the value of our ads to marketers, as well as our expenses and capital expenditures. Substantially all of our daily **and monthly** active people (as defined below) access our Family products on mobile devices.

- **Daily Active People (DAP).** We define a daily active person as a registered and logged-in user of Facebook, Instagram, Messenger, and/or WhatsApp (collectively, our “Family” of products) who visited at least one of these Family products through a mobile device application or using a web or mobile browser on a given day. We do not require people to use a common identifier or link their accounts to use multiple products in our Family, and therefore must seek to attribute multiple user accounts within and across products to individual people. Our calculations of DAP rely upon complex techniques, algorithms, and machine learning models that seek to estimate the underlying number of unique people using one or more of these products, including by matching user accounts within an individual product and across multiple products when we believe they are attributable to a single person, and counting such group of accounts as one person. As these techniques and models require significant judgment, are developed based on internal reviews of limited samples of user accounts, and are calibrated against user survey data, there is necessarily some margin of error in our estimates. We view DAP **and DAP** as a **percentage of MAP, as measures measure** of engagement across our products. For additional information, see the section entitled “Limitations of Key Metrics and Other Data” in this Annual Report on Form 10-K.



Note: We report the numbers of DAP **and MAP** as specific amounts, but these numbers are estimates of the numbers of unique people using our products and are subject to statistical variances and errors. While we expect the error margin for these estimates to vary from period to period, we estimate that such margin generally will be approximately 3% of our worldwide **MAP, DAP**. At our scale, it is very difficult to attribute multiple user accounts within and across products to individual people, and it is possible that the actual numbers of unique people using our products may vary significantly from our estimates, potentially beyond our estimated error margins. For additional information, see the section entitled “Limitations of Key Metrics and Other Data” in this Annual Report on Form 10-K. **In the third quarter of 2022, we updated our Family metrics calculations to maintain calibration of our models against recent user survey data, and we estimate such update contributed an aggregate of approximately 30 million DAP to our reported worldwide DAP in September 2022.** Beginning in the fourth quarter of 2023, our Family metrics no longer include Messenger Kids users.

Worldwide DAP increased **8% 5%** to **8.19 3.35** billion on average during December **2023 2024** from **2.96 3.19** billion during December **2022, 2023**.

[Table of Contents](#)

- **Monthly Active People (MAP).** We define a monthly active person as a registered and logged-in user of one or more Family products who visited at least one of these Family products through a mobile device application or using a web or mobile browser in the last 30 days as of the date of measurement. We do not require people to use a common identifier or link their accounts to use multiple products in our Family, and therefore must seek to attribute multiple user accounts within and across products to individual people. Our calculations of MAP rely upon complex techniques, algorithms, and machine learning models that seek to estimate the underlying number of unique

people using one or more of these products, including by matching user accounts within an individual product and across multiple products when we believe they are attributable to a single person, and counting such group of accounts as one person. As these techniques and models require significant judgment, are developed based on internal reviews of limited samples of user accounts, and are calibrated against user survey data, there is necessarily some margin of error in our estimates. We view MAP as a measure of the size of our global active community of people using our products. For additional information, see the section entitled "Limitations of Key Metrics and Other Data" in this Annual Report on Form 10-K.

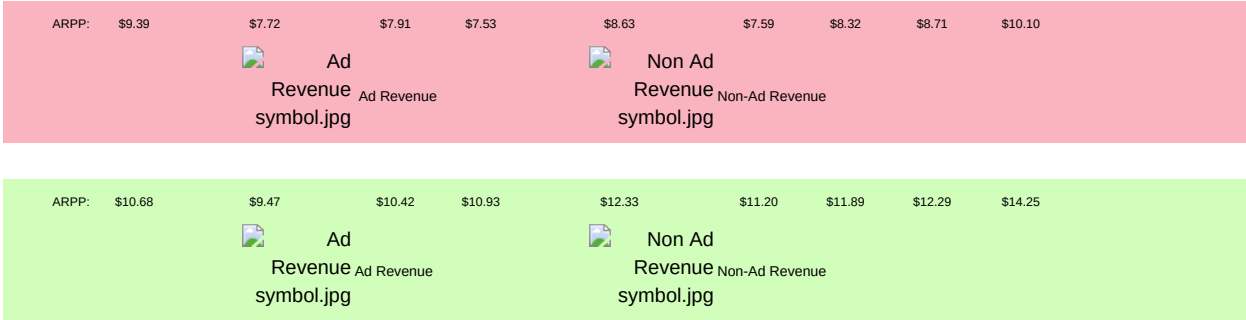


Note: We report the numbers of DAP and MAP as specific amounts, but these numbers are estimates of the numbers of unique people using our products and are subject to statistical variances and errors. While we expect the error margin for these estimates to vary from period to period, we estimate that such margin generally will be approximately 3% of our worldwide MAP. At our scale, it is very difficult to attribute multiple user accounts within and across products to individual people, and it is possible that the actual numbers of unique people using our products may vary significantly from our estimates, potentially beyond our estimated error margins. For additional information, see the section entitled "Limitations of Key Metrics and Other Data" in this Annual Report on Form 10-K. In the third quarter of 2022, we updated our Family metrics calculations to maintain calibration of our models against recent user survey data, and we estimate such update contributed an aggregate of approximately 40 million MAP to our reported worldwide MAP in September 2022. Beginning in the fourth quarter of 2023, our Family metrics no longer include Messenger Kids users.

As of December 31, 2023, we had 3.98 billion MAP, an increase of 6% from 3.74 billion as of December 31, 2022.

Table of Contents

- Average Revenue Per Person (ARPP).** Our Family of Apps (FoA) revenue represents the substantial majority of our total revenue. We define ARPP as our total FoA revenue during a given quarter, divided by the average of the number of MAP DAP at the beginning and end of the quarter. While ARPP includes all sources of revenue, the number of MAP used in this calculation only includes users of our Family products as described in the definition of MAP above. We estimate that the share of revenue from users who are not also MAP was not material.



Note: Non-advertising revenue includes RL revenue generated from the delivery We updated our definition of consumer hardware products and FoA Other revenue, which consists of revenue from WhatsApp Business Platform, net fees we receive from developers using our Payments infrastructure, and revenue from various other sources. Beginning with our Quarterly Report on Form 10-Q to be filed for ARPP beginning in the first quarter of 2024 we intend to report and have recast ARPP based on DAP instead of MAP in prior periods for comparative purposes.

Our annual worldwide ARPP in 2023, 2024, which represents the sum of quarterly ARPP during such period, was \$34.72, \$49.63, an increase of 9% 15% from 2022.

2023.


Table of Contents

Trends in Our Facebook User Metrics

The numbers for our key Facebook metrics, our DAUs, MAUs, Ad Impressions and average revenue per user (ARPU), do not include users on Instagram, WhatsApp, or our other products, unless they would otherwise qualify as DAUs or MAUs, respectively, based on their other activities on Facebook.

Trends in the number of users affect our revenue and financial results by influencing the number of ads we are able to show, the value of our ads to marketers, as well as our expenses and capital expenditures. Substantially all of our daily and monthly active users (as defined below) access Facebook on mobile devices.

- Daily Active Users (DAUs).** We define a daily active user as a registered and logged-in Facebook user who visited Facebook through our website or a mobile device, or used our Messenger application (and is also a registered Facebook user), on a given day. We view DAUs, and DAUs as a percentage of MAUs, as measures of user engagement on Facebook.



1089 1091

DAU/MAU: 74% 75% 75% 74% 75% 74% 75% 75% 75% 75% 72% 73% 74% 74% 75% 75% 75% 75%

1250 1252

DAU/MAU: 63% 64% 64% 64% 65% 66% 66% 66% 67% 65% 66% 66% 66% 66% 67% 66% 67% 67%

Note: For purposes of reporting DAUs, MAUs, and ARPU by geographic region, Europe includes all users in Russia and Turkey and Rest of World includes all users in Africa, Latin America, and the Middle East.

Table of Contents

Worldwide DAUs increased 6% to 2.11 billion on average during December 2023 from 2.00 billion during December 2022. Users in India, Bangladesh, and Nigeria represented the top three sources of growth in DAUs during December 2023, relative to the same period in 2022.

- Monthly Active Users (MAUs).** **Ad Impressions.** We define Our advertising revenue is generated by displaying ad products on Facebook, Instagram, Messenger, and third-party mobile applications. Impressions are considered delivered when an ad is displayed to a monthly active user as a registered and logged-in Facebook user who visited Facebook through our website or a mobile device, or used our Messenger application (and is also a registered Facebook user), in the last 30 days as of the date of measurement. MAUs are a measure of the size of our global active user community on Facebook.

283

221 2218

286 291

As of December 31, 2023, we had 3.07 billion MAUs, an increase of 3% from December 31, 2022. Users in India, Bangladesh, and Nigeria represented the top three sources of growth in 2023, relative to the same period in 2022.

Table of Contents

Trends in Note: Our Monetization by Facebook User Geography

We calculate our revenue by user geography based on our estimate of the geography in which ad impressions are delivered, virtual and digital goods are purchased, or consumer hardware products are shipped. We define ARPU as our total revenue in a given geography during a given quarter, divided by the average of the number of MAUs in the geography at the beginning and end of the quarter. While ARPU includes all sources of revenue, the number of MAUs used in this calculation only includes users of Facebook and Messenger as described in the definition of MAU above. While the share of revenue from users who are not also Facebook or Messenger MAUs has grown over time, we estimate that revenue from users who are Facebook or Messenger MAUs represents the substantial majority of our total revenue. See "Average Revenue Per Person (ARPP)" above for our estimates of trends in our monetization of our Family products. The geography of our users affects our revenue and financial results because we currently monetize users in different geographies at different average rates. Our revenue and ARPU in regions such as United States & Canada and Europe are relatively higher primarily due to the size and maturity of those online and mobile advertising markets. For example, ARPU in 2023 in the United States & Canada region was more than 11 times higher than in the Asia-Pacific region.

1442

ARPU: \$11.57 \$9.54 \$9.82 \$9.41 \$10.86 \$9.62 \$10.63 \$11.23 \$13.12

1502 1504

ARPU: \$60.57 \$48.29 \$50.25 \$49.13 \$58.77 \$48.85 \$53.53 \$56.11 \$68.44 ARPU: \$19.68 \$15.35 \$15.64 \$14.23 \$17.29 \$15.51 \$17.88 \$19.04 \$23.14

160 1609

ARPU: \$4.89 \$4.47 \$4.54 \$4.42 \$4.61 \$4.52 \$4.88 \$5.12 \$5.52 ARPU: \$3.43 \$3.14 \$3.35 \$3.21 \$3.52 \$3.35 \$3.76 \$4.22 \$4.50

Ad
Rev
symbol.jpg

Non
Ad
Rev
symbol.jpg

Note: Non-advertising revenue includes RL revenue generated from the delivery of consumer hardware products and FoA Other revenue, which consists of revenue from WhatsApp Business Platform, net fees we receive from developers using our Payments infrastructure, and revenue from various other sources.

[Table of Contents](#)

Our revenue growth by user geography in the charts above is geographically apportioned based on our estimation of the geographic location of our users when they perform a revenue-generating activity. This allocation differs from our revenue disaggregated by geography disclosure in Note 2 — Revenue in our consolidated financial statements included in Part II, Item 8, "Financial Statements and Supplemental Data" where revenue an ad impression is geographically apportioned based on the addresses of our customers.

Our annual worldwide ARPU in 2023, which represents the sum of quarterly ARPU during such period, was \$44.60, an increase of 13% from 2022. For 2023, ARPU increased by 21% in Europe, 20% in Rest of World, 11% in Asia-Pacific, and 10% in United States & Canada. User growth was mostly in geographies with relatively lower ARPU, such as Asia-Pacific and Rest of World. We expect that user growth in the future will be primarily concentrated in those regions where ARPU is relatively lower, such that worldwide ARPU may continue to increase at a slower rate relative to ARPU in any geographic region in a particular period, or potentially decrease even if ARPU increases in each geographic region.

delivered.

[Table of Contents](#)

- **Average Price Per Ad.** We calculate average price per ad as total advertising revenue divided by the number of ads delivered.



Note: Our average price per ad growth by user geography in the charts above is geographically apportioned based on our estimation of the geographic location of our users when an ad impression is delivered.

[Table of Contents](#)

Critical Accounting Estimates

Our consolidated financial statements are prepared in accordance with GAAP. The preparation of these consolidated financial statements requires us to make estimates and assumptions that affect the reported amounts of assets, liabilities, revenue, costs and expenses, and related disclosures. On an ongoing basis, we evaluate our accounting estimates based on historical experience and on various other assumptions that we believe are reasonable under the circumstances. The actual impact on our financial performance could differ from these estimates under different assumptions or conditions.

An accounting estimate is considered critical if both (i) the nature of the estimates or assumptions is material due to the levels of subjectivity and judgment involved, and (ii) the impact within a reasonable range of outcomes of the estimates and assumptions is material to our consolidated financial statements. We believe that the estimates and assumptions associated with loss contingencies, income taxes, and valuation of assets, when applicable, have the greatest potential impact on our consolidated financial statements. Therefore, we consider these to be our critical accounting estimates. For further information on all of our significant accounting policies, see Note 1 — Summary of Significant Accounting Policies in the accompanying notes to the consolidated financial statements included in Part II, Item 8, "Financial Statements and Supplementary Data" of this Annual Report on Form 10-K.

Loss Contingencies

We are involved in legal proceedings, claims, and regulatory, tax or government inquiries and investigations that arise in the ordinary course of business. Certain of these matters include speculative claims for substantial or indeterminate amounts of damages. Additionally, we are required to comply with various legal and regulatory obligations around the world, and we regularly become subject to new laws and regulations in the jurisdictions in which we operate. The requirements for complying with these obligations may be uncertain and subject to interpretation and enforcement by regulatory and other authorities, and any failure to comply with such obligations could eventually lead to asserted legal or regulatory action. With respect to these matters, asserted and unasserted, we evaluate the associated developments on a regular basis and accrue a liability when we believe that it is both probable that a loss has been incurred and the amount can be reasonably estimated.

We review the developments in our contingencies that could affect the amount of the provisions that have been previously recorded, and the matters and related reasonably possible losses disclosed. We make adjustments to our provisions and changes to our disclosures accordingly to reflect the merits of our defenses and the impact of negotiations, settlements, regulatory proceedings, rulings, advice of legal counsel, and updated information. Significant judgment is required to determine the probability of loss and the estimated amount of loss, including when and if the probability and estimate has changed for asserted and unasserted matters. Certain factors, in particular, have resulted in significant changes to these estimates and judgments in prior quarters based on updated information available. For example, in certain jurisdictions where we operate, fines and penalties may be the result of new laws and preliminary interpretations regarding the basis of assessing damages, which may make it difficult to estimate what such fines and penalties would amount to if successfully asserted against us. In addition, certain government inquiries and investigations, such as matters before our lead European Union privacy regulator, the Irish Data Protection Commission, are subject to review by other regulatory bodies before decisions are finalized, which can lead to significant changes in the outcome of an inquiry. As a result of these and other factors, we reasonably expect that our estimates and judgments with respect to our contingencies may continue to be revised in future quarters. the future.

The ultimate outcome of these matters, such as whether the likelihood of loss is remote, reasonably possible, or probable or if and when the reasonably possible range of loss is estimable, is inherently uncertain. Therefore, if one or more of these matters were resolved against us for amounts in excess of that materially differ from management's estimates of losses, it could have a favorable or unfavorable impact on our results of operations and financial condition, including in a particular reporting period in which any such outcome becomes probable and estimable, could be materially adversely affected, estimable. See Note 12 — Commitments and Contingencies and Note 15 — Income Taxes of the accompanying notes to the consolidated financial statements included in Part II, Item 8, "Financial Statements and Supplementary Data" and Part I, Item 3, "Legal Proceedings" of this Annual Report on Form 10-K for additional information regarding these contingencies.

Income Taxes

We are subject to income taxes in the United States and numerous foreign jurisdictions. Significant judgment is required in determining our provision for income taxes and income tax assets and liabilities, including evaluating uncertainties in the application of accounting principles and complex tax laws. Our actual and forecasted income (loss) before

[Table of Contents](#)

provision is subject to change due to economic, political and other conditions and significant judgment is required in determining our ability to recognize our net deferred tax assets.

We recognize tax benefits from uncertain tax positions only if we believe that it is more likely than not that the tax position will be sustained on examination by the taxing authorities based on the technical merits of the position. These uncertain tax positions include our estimates for transfer pricing that have been developed based upon analyses of appropriate arms-length prices. Similarly, our estimates related to uncertain tax positions concerning uncertainties with our research and development tax credits that are based on an assessment of whether our available documentation corroborating the nature of our activities supporting the tax credits will be sufficient. Similarly, our estimates for transfer pricing have been developed based upon analyses of appropriate arms-length prices. Although we believe that we have adequately reserved for our uncertain tax positions (including net interest and penalties), we can provide no assurance that the final tax outcome of these matters will not be materially different, as significant judgment is required in evaluating and estimating our provision for income taxes. We make adjustments to these reserves in accordance with the income tax accounting guidance when facts and circumstances change, such as the closing of a tax audit or the refinement of an estimate. To the extent that the final tax outcome of these matters is different from the amounts recorded, such differences will affect the provision for income taxes in the period in which such determination is made, and could have a material impact on our financial condition and operating results.

Valuation of Assets

The valuation and impairment assessment of certain assets, including recoverability, requires significant judgment and assumptions such as estimation of future cash flows, discount rates, market data of comparable assets and companies, holding period and residual value of asset groups, among others.

Impairment testing for long-lived-assets, including property and equipment and operating lease right-of-use assets, occurs whenever events or circumstances indicate that the carrying amount of such assets may not be recoverable compared to the future undiscounted cash flows the assets are expected to generate from the use and eventual disposition. The impairment test is performed at the asset group level for which identifiable cash flows are largely independent of the cash flows of other assets and liabilities. When the test results indicate that the carrying amount of long-lived assets is not recoverable, the carrying amount of such assets is reduced to fair value.

Impairment testing for non-marketable equity securities without readily determinable fair values accounted for using the measurement alternative is performed at each reporting date to determine whether there are triggering events for impairment. Such qualitative assessment considers factors such as, but not limited to, the investee's financial condition and business outlook; industry and sector performance; regulatory, economic or technological environment; operational and financing cash flows; and other relevant events and factors affecting the investee. When indicators of impairment exist, we estimate the fair value of our non-marketable equity securities using the market approach and/or the income approach and recognize impairment loss in our consolidated statements of income if the estimated fair value is less than the carrying value. In addition, for these non-marketable equity securities, determining whether a non-marketable equity security issued by the same issuer is similar to the non-marketable equity security we hold may require judgment in (a) assessment of differences in rights and obligations associated with the instruments such as voting rights, distribution rights and preferences, and conversion features, and (b) adjustments to the observable price for differences such as, but not limited to, rights and obligations, control premium, liquidity, or principal or most advantageous markets. The identification of observable transactions will depend on the timely reporting of these transactions from our investee companies, which may occur in a period subsequent to when the transactions take place. Therefore, our fair value adjustment for these observable transactions may occur in a period subsequent to when the transaction actually occurred.

Change in Accounting Estimate

In January 2025, we completed an assessment of the useful lives of certain servers and network assets, which resulted in an increase in their estimated useful life to 5.5 years, effective beginning fiscal year 2025. Based on the servers and network assets placed in service as of December 31, 2024, we expect this change in accounting estimate will reduce our full-year 2025 depreciation expense by approximately \$2.9 billion. For information regarding the change in useful lives of our servers and network assets, see Note 1 of the Notes to the Consolidated Financial Statements in Item 8 of this Annual Report on Form 10-K.

[Table of Contents](#)

Components of Results of Operations

Revenue

Family of Apps (FoA)

Advertising. We generate substantially all of our revenue from advertising. Our advertising revenue is generated by displaying ad products on Facebook, Instagram, Messenger, and third-party mobile applications. Marketers pay for ad products either directly or through their relationships with advertising agencies or resellers, based on the number of impressions delivered or the number of actions, such as clicks, taken by users.

We recognize revenue from the display of impression-based ads in the contracted period in which the impressions are delivered. Impressions are considered delivered when an ad is displayed to a user. We recognize revenue from the delivery of action-based ads in the period in which a user takes the action the marketer contracted for. The number of ads we show is subject to methodological changes as we continue to evolve our ads business and the structure of our ads products. In particular, the ads we show may vary by product (for example, our video and Reels products are not currently monetized at the same rate as our feed Feed or Stories products), and from time to time we increase or decrease the number or frequency of ads we show as part of our product and monetization strategies. We calculate average price per ad as total advertising revenue divided by the number of ads delivered, representing the average price paid per ad by a marketer regardless of their desired objective such as impression or action. For advertising revenue arrangements where we are not the principal, we recognize revenue on a net basis.

Other revenue. Other revenue consists of revenue from WhatsApp Business Platform, Meta Verified subscriptions, net fees we receive from developers using our Payments infrastructure, and revenue from various other sources.

Reality Labs (RL)

RL revenue is generated from the delivery of consumer hardware products, such as Meta Quest wearables, and Ray-Ban Meta AI glasses, and related software and content.

Cost of Revenue and Operating Expenses

Cost of revenue. Our cost of revenue consists of expenses associated with the delivery and distribution of our products. These mainly include expenses related to the operation of our data centers and technical infrastructure, such as depreciation expense from servers, network infrastructure and buildings, as well as employee compensation which includes payroll, and related expenses which include share-based compensation and benefits for employees on our operations teams, and energy and bandwidth costs. Cost of revenue also includes consists of costs associated with partner arrangements, including traffic acquisition costs and credit card and other fees related to processing customer transactions; RL inventory costs, which consist of cost of products sold and estimated losses on non-cancelable contractual commitments; and content costs.

Research and development. Research and development expenses consist mostly of payroll and related expenses employee compensation which include includes payroll, share-based compensation RL technology development costs, facilities-related costs and benefits for our employees on our engineering and technical teams who are responsible for developing new products as well as improving existing products, technologies and restructuring charges. products; RL technology development costs; infrastructure costs; and facilities-related costs.

Marketing and sales. Marketing and sales expenses consist mainly primarily of marketing employee compensation which includes payroll, share-based compensation and promotional expenses as well as payroll and related expenses which include share-based compensation benefits for our employees engaged in sales, sales support, marketing, business development, and customer service functions. Our functions; marketing and sales expenses also include promotional expenses; and professional services such as content reviewers to support our community and product operations and restructuring charges. operations.

General and administrative. General and administrative expenses consist primarily of employee compensation which includes payroll, share-based compensation and benefits for certain of our executives as well as our legal, finance, human resources, corporate communications and policy, and other administrative employees; legal-related costs, which include estimated fines, settlements, or other losses in connection with legal and related matters, as well as other legal fees; payroll and related expenses which include share-based compensation for certain of our executives as well as our legal, finance, human resources, corporate communications and policy, and other administrative employees; other taxes, such as digital services taxes and other non-income-based tax levies; and professional services and restructuring charges. services.

[Table of Contents](#)

Results of Operations

In this section, we discuss the results of our operations for the year ended December 31, 2023 December 31, 2024 compared to the year ended December 31, 2022 December 31, 2023. For a discussion of the year ended December 31, 2022 December 31, 2023 compared to the year ended December 31, 2021 December 31, 2022, please refer to Part II, Item 7, "Management's Discussion and Analysis of Financial Condition and Results of Operations" in our Annual Report on Form 10-K for the year ended December 31, 2022 December 31, 2023.

The following table sets forth our consolidated statements of income data (in millions):

		Year Ended December 31,		
		2023	2022	2021
		2024	2023	2022
Revenue				
Costs and expenses:	Costs and expenses:			Costs and expenses:

Cost of revenue
Research and development
Marketing and sales
General and administrative
Total costs and expenses
Income from operations
Interest and other income (expense), net
Income before provision for income taxes
Provision for income taxes
Net income

The following table sets forth our consolidated statements of income data (as a percentage of revenue)⁽¹⁾:

Year Ended December 31,											
2023				2022				2021			
2024				2023				2022			
Revenue	Revenue	100 %	100 %	100 %	Revenue	100 %	100 %	100 %	100 %	100 %	100 %
Costs and expenses:											
Cost of revenue											
Cost of revenue											
Cost of revenue											
Research and development											
Marketing and sales											
General and administrative											
Total costs and expenses											
Income from operations											
Interest and other income (expense), net											
Income before provision for income taxes											
Provision for income taxes											
Net income	Net income	29 %	20 %	33 %	Net income	38 %	29 %	20 %			

(1) Percentages have been rounded for presentation purposes and may differ from unrounded results.

Table of Contents

Revenue

The following table sets forth our revenue by source and by segment:

		2023		2022		2021		2023 vs 2022 % change		2022 vs 2021 % change		2024		2023	
		(in millions, except percentages)		(in millions, except percentages)		(in millions, except percentages)									
Advertising	Advertising	\$131,948	\$	\$113,642	\$	\$114,934	16	16	%	(1)%	Advertising	\$160,633	\$	\$131,948	\$
Other revenue	Other revenue	1,058	808	808	721	721	31	31	%	12	Other revenue	1,722	1,058	1,058	1,058
Family of Apps	Family of Apps	133,006	114,450	114,450	115,655	115,655	16	16	%	(1)	Family of Apps	162,355	133,006	133,006	133,006
Reality Labs	Reality Labs	1,896	2,159	2,159	2,274	2,274	(12)	(12)	%	(5)	Reality Labs	2,146	1,896	1,896	1,896
Total revenue	Total revenue	\$134,902	\$	\$116,609	\$	\$117,929	16	16	%	(1)%	Total revenue	\$164,501	\$	\$134,902	\$

Family of Apps

FoA revenue in 2023 2024 increased \$18.56 \$29.35 billion, or 16% 22%, compared to 2022. 2023. The increase was almost entirely driven by advertising revenue.

Advertising

Advertising revenue in 2023 2024 increased \$18.31 \$28.68 billion, or 16% 22%, compared to 2022 2023 due to an increase increases in the number of ads ad impressions delivered partially offset by a decrease in the and average price per ad. In 2023, the number of ads 2024, ad impressions delivered increased by 28% 11%, as compared with an 18% a 28% increase in 2022 as ads 2023, year-over-year. Ad impressions delivered during 2024 grew in all regions, during 2023, especially in Asia-Pacific and Rest of World. The increase in the ads delivered during 2023 World, which was mostly driven by increases in the number users and frequency of ads displayed across their engagement on our products and an increase in users. products. In 2023, 2024, the average price per ad decreased increased by 9% 10%, as compared with a decrease of 16% 9% in 2022. 2023, year-over-year. The decrease increase in average price per ad in 2024 was driven by an increase in the advertising demand, which we believe is mainly due to ongoing improvements to our ad performance from our ad targeting and measurement tools. This increase was partially offset by a higher number of ads ad impressions delivered, especially in geographies and in products, such as Reels, that monetize at lower rates. While the average price per ad declined year-over-year, we believe the improvements to our ad targeting and measurement tools have had a favorable impact on our ad performance and advertising demand. Other factors are also discussed in the section entitled "—Executive Overview of Full Year 2023 2024 Results." In addition, year-over-year the online commerce vertical was the largest contributor to the increase in advertising revenue growth for the full year 2023 was driven mainly by marketer spending in online commerce, which benefited from marketers based in China, consumer packaged goods, and entertainment and media, 2024 compared to 2023. We anticipate that future advertising revenue will be driven by a combination of price and the number of ads ad impressions delivered.

Other revenue

FoA other revenue in 2023 2024 increased \$250 million \$664 million, or 31% 63%, compared to 2022. 2023. The increase was mainly primarily driven by WhatsApp Business Platform revenue.

Reality Labs

RL revenue in 2023 decreased \$263 2024 increased \$250 million, or 12% 13%, compared to 2022. 2023. The decrease increase was mostly due to an increase in RL revenue was mostly driven by a net decrease in the volume of Meta Quest sales. consumer hardware products sold.

Revenue Seasonality

Revenue is traditionally seasonally strong in the fourth quarter of each year due in part to seasonal holiday demand. We believe that this seasonality in both advertising revenue and RL consumer hardware sales affects our quarterly results, which generally reflect significant growth in revenue between the third and fourth quarters and a decline between the fourth and subsequent first quarters. For instance, our total revenue increased 17% 19%, 16% 17%, and 16% between the third and fourth quarters of 2024, 2023, 2022, and 2021, 2022, respectively, while total revenue for the first quarters of 2024, 2023, and 2022 and 2021 declined 9%, 11%, 17%, and 7% 17% compared to the fourth quarters of 2023, 2022, 2021, and 2020 2021, respectively.

Table of Contents

Foreign Exchange Impact on Revenue

Changes in foreign exchange rates had a favorable an unfavorable impact on our total revenue in the full year 2023 2024 compared to the same period in 2022. If 2023. To calculate revenue on a constant currency basis, we had translated revenue for the full year 2023 using the prior year's monthly exchange rates for our settlement or billing currencies other than the U.S. dollar, dollar. Using these constant rates for full year 2024, our total revenue and advertising revenue would have been \$134.53 billion \$165.37 billion and \$131.57 billion, respectively. Using these constant rates, total revenue and advertising revenue would have been \$374 \$161.51 billion, which were \$874 million and \$379 \$880 million lower than actual total revenue and advertising revenue, respectively, for the full year 2023. Using the same constant rates, full year 2023 total revenue and advertising revenue would have been \$17.92 billion and \$17.93 billion higher than actual total revenue and advertising revenue, respectively, for the full year 2022, respectively.

Cost of revenue

Year Ended December 31,					
	2023				
	2023				
	2023	2022	2021	2023 vs 2022 %	2022 vs 2021 %
				change	change
	2024				
	2024				
	2024	2023	2022	2024 vs 2023 %	2023 vs 2022 %
				change	change
(in millions, except percentages)					
(in millions, except percentages)					

(in millions, except percentages)

Cost of revenue	Cost of revenue	\$25,959	\$25,249	\$22,649	3	3 %	11 %	Cost of revenue	\$30,161	\$25,959	\$25,249	16	16 %	3 %
Percentage of revenue														

Cost of revenue in 2023 2024 increased \$710 million, \$4.20 billion, or 3% 16%, compared to 2022, 2023. The increase was primarily driven by due to higher operational expenses related to our data centers and technical infrastructure, mostly from higher depreciation expense.

See Note 7 — Property and Equipment in the notes to the consolidated financial statements included in Part II, Item 8, "Financial Statements and Supplementary Data" of this Annual Report on Form 10-K for additional information regarding depreciation expense.

Research and development

	Year Ended December 31,					2024 vs 2023 % change	2023 vs 2022 % change	
	2024		2023		2022			
	(in millions, except percentages)							
Research and development	\$	43,873	\$	38,483	\$	35,338	14 %	9 %
Percentage of revenue		27 %		29 %		30 %		

Research and development expenses in 2024 increased \$5.39 billion, or 14%, compared to 2023. The increase was mostly due to higher employee compensation as well as infrastructure costs for research and development, partially offset by lower restructuring charges.

The higher employee compensation was mainly from a decrease 13% growth in data center abandonment charges related employee headcount from 2023 to restructuring 2024 in engineering and lower content costs, other technical functions supporting our continued investment in our family of products and Reality Labs.

See Note 3 — Restructuring in the notes to the consolidated financial statements included in Part II, Item 8, "Financial Statements and Supplementary Data" of this Annual Report on Form 10-K for additional information regarding restructuring charges.

Research and development

	Year Ended December 31,					2023 vs 2022 % change	2022 vs 2021 % change	
	2023		2022		2021			
	(in millions, except percentages)							
Research and development	\$	38,483	\$	35,338	\$	24,655	9 %	43 %
Percentage of revenue		29 %		30 %		21 %		

Research and development expenses in 2023 increased \$3.15 billion, or 9%, compared to 2022. The increase was primarily from higher payroll and related expenses driven by an increase in share-based compensation expenses.

Marketing and sales

Year Ended December 31,					
	2023				
	2023				
	2023	2022	2021	2023 vs 2022 % change	2022 vs 2021 % change
	2024				
	2024				
	2024	2023	2022	2024 vs 2023 % change	2023 vs 2022 % change

(in millions, except percentages)

(in millions, except percentages)

(in millions, except percentages)

Marketing and sales	Marketing and sales	\$12,301	\$15,262	\$14,043	(19)	(19)%	9 %	Marketing and sales	\$11,347	\$12,301	\$15,262	(8)	(8)%	(19)%
Percentage of revenue														

Marketing and sales expenses in 2023 2024 decreased \$2.96 billion, \$954 million, or 19% 8%, compared to 2022, 2023. The decrease was mainly primarily due to decreases in marketing lower restructuring charges and, promotional expenses as well as payroll and related expenses. The payroll and related expenses decreased as to a result of lesser extent, a decrease in employee headcount from December 31, 2022 to December 31, 2023 in our marketing and sales functions.

compensation.

[Table of Contents](#)

See Note 3 — Restructuring in the notes to the consolidated financial statements included in Part II, Item 8, "Financial Statements and Supplementary Data" of this Annual Report on Form 10-K for additional information regarding restructuring charges.

General and administrative

Year Ended December 31,							
	2023					2023 vs 2022 %	2022 vs 2021 %
	2023						
	2023	2022	2021	change		change	
	2024					2024 vs 2023 %	2023 vs 2022 %
	2024						
	2024	2023	2022	change		change	
(in millions, except percentages)							
(in millions, except percentages)							
(in millions, except percentages)							
General and administrative	General and administrative	\$11,408	\$ \$11,816	\$ \$9,829	(3)	(3)%	20 %
Percentage of revenue	administrative	\$9,740	\$ \$11,408	\$ \$11,816	(15)	(15)%	(3)%

General and administrative expenses in 2023 2024 decreased \$408 million, \$1.67 billion, or 3% 15%, compared to 2022, 2023. The decrease was mainly due mostly driven by a favorable impact of \$1.55 billion in legal-related costs. To a lesser extent, the decrease was also attributed to lower payroll restructuring charges, partially offset by an increase in other taxes.

See Note 3 — Restructuring and related expenses, as a result Note 12 — Commitments and Contingencies in the notes to the consolidated financial statements included in Part II, Item 8, "Financial Statements and Supplementary Data" of a decrease in employee headcount from December 31, 2022 to December 31, 2023 in our general this Annual Report on Form 10-K for additional information regarding restructuring charges and administrative functions. legal-related costs, respectively.

Segment profitability

The following table sets forth income (loss) from operations by segment:

Year Ended December 31,					
	2023				
	2023				
				2023 vs 2022 %	2022 vs 2021 %
	2023	2022	2021	change	change
	2024				
	2024				
				2024 vs 2023 %	2023 vs 2022 %
	2024	2023	2022	change	change
(in millions, except percentages)					
(in millions, except percentages)					
(in millions, except percentages)					

Family of Apps	Family of Apps	\$62,871	\$	\$ 42,661	\$	\$56,946	47	47	%	(25)%	Family of Apps	\$87,109	\$	\$62,871	\$
Reality Labs	Reality Labs	(16,120)	(13,717)	(13,717)	(10,193)	(10,193)	(18)	(18)	%	(35)	Reality Labs	(17,729)	(16,120)	(16,120)	
Total income from operations	Total income from operations	\$46,751	\$	\$ 28,944	\$	\$46,753	62	62	%	(38)%	Total income from operations	\$69,380	\$	\$46,751	\$

Family of Apps

FoA income from operations in 2023 2024 increased \$20.21 \$24.24 billion, or 47% 39%, compared to 2022. The increase in FoA income from operations was mostly driven by higher advertising revenue which was partially offset by an increase in costs and a decrease expenses. The increase in marketing costs and sales expenses, expenses was mainly due to increases in operational expenses related to our data centers and technical infrastructure, mostly from higher depreciation expense and employee compensation, partially offset by lower restructuring and legal-related costs.

Reality Labs

RL loss from operations in 2023 2024 increased \$2.40 \$1.61 billion, or 18% 10%, compared to 2022. The increase in loss was mainly due to 2023, driven by an increase in payroll RL costs and related expenses. RL costs and expenses increased primarily due to increases in employee compensation and a decrease in RL revenue, infrastructure costs.

Interest See Note 3 — Restructuring, Note 7 — Property and other income (expense), net

	Year Ended December 31,					2023 vs 2022 % change	2022 vs 2021 % change	
	2023	2022	2021					
	(in millions, except percentages)							
Interest income	\$	1,639	\$	461	\$	484	256 %	(5)%
Interest expense		(446)		(185)		(23)	(141)%	NM
Foreign currency exchange losses, net		(366)		(81)		(140)	(352)%	42 %
Other income (expense), net		(150)		(320)		210	53 %	(252)%
Interest and other income (expense), net	\$	677	\$	(125)	\$	531	NM	(124)%

Interest Equipment, Note 12 — Commitments and other income (expense), net Contingencies, and Note 16 — Segment and Geographical Information in 2023 increased \$802 million compared to 2022. The increase in interest income was due to a combination of higher interest rates and higher balances, compared the notes to the same period consolidated financial statements included in 2022. Changes in other income (expense), net were mostly related to gains (losses) recognized Part II, Item 8, "Financial Statements and Supplementary Data" of this Annual Report on Form 10-K for our equity investments. additional information regarding restructuring charges, depreciation expense, legal-related costs, and segment employee compensation, respectively.

[Table of Contents](#)

Interest and other income (expense), net

	Year Ended December 31,					2024 vs 2023 % change	2023 vs 2022 % change	
	2024		2023		2022			
	(in millions, except percentages)							
Interest income	\$	2,517	\$	1,639	\$	461	54 %	256 %
Interest expense		(715)		(446)		(185)	(60)%	(141)%
Foreign currency exchange losses, net		(690)		(366)		(81)	(89)%	(352)%
Other income (expense), net		171		(150)		(320)	214 %	53 %
Total interest and other income (expense), net	\$	1,283	\$	677	\$	(125)	90 %	NM

NM - not meaningful

Interest and other income (expense), net in 2024 increased \$606 million compared to 2023, mostly due to an increase in interest income from a combination of higher balances and interest rates, partially offset by an increase in interest expense on our long-term debt.

Provision for income taxes

Year Ended December 31,
2023
2023

		2023	2022	2021	2023 vs 2022 % change	2022 vs 2021 % change
		2024				
		2024				
		2024	2023	2022	2024 vs 2023 % change	2023 vs 2022 % change
		(in millions, except percentages)				
		(in millions, except percentages)				
		(in millions, except percentages)				
Provision for income taxes	Provision for income taxes	\$8,330	\$5,619	\$7,914	48	48 %
					(29) %	
Effective tax rate	Provision for income taxes	\$8,303	\$8,330	\$5,619	—	48 %

Our provision for income taxes in 2023 increased \$2.71 billion, or 48%, 2024 decreased \$27 million compared to 2022, 2023, due to a decrease in the effective tax rate, offset by an increase in income before provision for income taxes.

Our effective tax rate in 2023 2024 decreased compared to 2022, 2023, primarily due to excess tax benefits recognized from share-based compensation and an increase in 2023 and the effect of additional guidance issued by the Internal Revenue Service (IRS) providing temporary relief on foreign research tax credits. This was partially offset by a decrease in the proportion of U.S. tax benefits from foreign-derived intangible income relative to income before provision for income taxes and additional clarification issued by the IRS in September 2023 regarding research and development expenses subject to mandatory capitalization and amortization.

Effective Tax Rate Items Items. Our effective tax rate in the future will depend upon the proportion between the following items and income before provision for income taxes: U.S. tax benefits from foreign-derived intangible income, tax effects from share-based compensation, research tax credit, tax effects from capital losses not expected to be utilized, restructurings, settlement of tax contingency items, tax effects of changes in our business, and the effects of changes in tax law.

The accounting for share-based compensation may increase or decrease our effective tax rate based upon the difference between our share-based compensation expense and the deductions taken on our tax return, which depend upon the stock price at the time of employee award vesting. If our stock price remains constant to the January 26, 2024 January 24, 2025 price, and absent any changes to U.S. our tax law, landscape, we expect our effective tax rate for the full year 2024 2025 to be in the mid-teens. range of 12-15%. This includes the effects of the mandatory capitalization and amortization of research and development expenses incurred in 2023, 2024, as required by the 2017 Tax Cuts and Jobs Act (Tax Act). The mandatory capitalization requirement increased our 2023 2024 cash tax liabilities materially but also decreased our effective tax rate due to increasing the foreign-derived intangible income deduction. If the mandatory capitalization is deferred, our effective tax rate in 2024 2025 could be higher when compared to current law and our cash tax liabilities could be lower.

A number of countries have enacted legislation to implement the Organization for Economic Cooperation and Development's 15% global minimum tax regime with effect from January 1, 2024. These changes did not have a material impact on our consolidated financial statements for 2024. We continue to evaluate the impacts of proposed and enacted legislation with respect to the global minimum tax regime in the jurisdictions we operate in. As additional jurisdictions enact legislation, transitional relief expires, and other provisions of the minimum tax legislation become effective, our effective tax rate and cash tax payments could increase in future years.

Table of Contents

Unrecognized Tax Benefits Benefits. As of December 31, 2023 December 31, 2024, we had net uncertain tax positions of \$6.95 \$9.99 billion which were accrued as other liabilities, was included in long-term income taxes on our consolidated balance sheets. These unrecognized tax benefits were predominantly accrued for uncertainties related to with our research tax credits and transfer pricing with our foreign subsidiaries, which includes include licensing of intellectual property, providing services and other transactions, as well as for uncertainties regarding the utilization of our research tax credits. transactions. The ultimate settlement of the liabilities will depend upon resolution of tax audits, litigation, or events that would otherwise change the assessment of such items. Based upon the status of litigation described below and the current status of tax audits in various jurisdictions, we do not anticipate a material change to such amounts within the next 12 months.

See Note 15 — Income Taxes in the notes to the consolidated financial statements included in Part II, Item 8, "Financial Statements and Supplementary Data" of this Annual Report on Form 10-K for additional information regarding income tax contingencies.

Table of Contents

Liquidity and Capital Resources

Our principal sources of liquidity are our cash, cash equivalents, marketable securities, and cash generated from operations. Cash, cash equivalents, and marketable securities are comprised of cash on deposit with banks, time deposits, money market funds, U.S. government and agency securities, and investment grade corporate debt securities, and marketable equity securities. As part of our cash management strategy, we concentrate cash deposits with large financial institutions and our investment holdings are in diversified highly rated securities. Cash, cash equivalents, and marketable securities were \$65.40 billion \$77.81 billion as of December 31, 2023 December 31, 2024, an increase of \$24.67 \$12.41 billion from December 31, 2022 December 31, 2023. The increase was mostly due to \$71.11 \$91.33 billion of cash generated from operations and \$8.46 billion \$10.43 billion of net proceeds from the issuance of fixed-rate senior unsecured notes (the Notes) in May 2023, August 2024. These increases were partially offset by \$28.10

billion for \$39.23 billion of capital expenditures, including principal payments on finance leases, \$19.77 our capital returns of \$35.20 billion for repurchases of our Class A common stock and \$7.01 payments of dividends and dividend equivalents, and \$13.77 billion of taxes paid related to net share settlement of employee restricted stock unit (RSU) awards.

The following table presents our cash flows (in millions):

	Year Ended December 31,		
	2023	2022	2021
	2024	2023	2022
Net cash provided by operating activities			
Net cash used in investing activities			
Net cash used in financing activities			

Cash Provided by Operating Activities

Cash provided by operating activities during 2023 2024 mostly consisted of \$39.10 \$62.36 billion net income adjusted for certain non-cash items, such as \$14.03 \$16.69 billion of share-based compensation expense and \$11.18 billion \$15.50 billion of depreciation and amortization expense, as well as \$3.29 billion of favorable changes in working capital expense. The increase in cash flows from operating activities during 2023 2024 compared to 2022 2023, was mostly due due to an increase in cash collection from our customers driven by the increase in revenue, partially offset by higher cash paid for income taxes and a decrease in payments to our vendors other operational spending.

Cash Used in Investing Activities

Cash used in investing activities during 2023 2024 mostly consisted of \$27.05 \$37.26 billion of net purchases of property and equipment as we continued to invest in servers, data centers, servers, and network infrastructure, partially offset by \$3.20 and \$9.75 billion of net proceeds from maturities and sales purchases of marketable debt securities. The decrease increase in cash used in investing activities during 2023 2024 compared to 2022 2023 was mostly due to a decrease increases in net purchases of marketable debt securities and property and equipment.

We anticipate making capital expenditures of approximately \$30 \$60 billion to \$37 \$65 billion in 2024. 2025 to support our core business and generative AI efforts.

[Table of Contents](#)

Cash Used in Financing Activities

Cash used in financing activities during 2023 2024 mostly consisted of \$19.77 \$30.13 billion for repurchases of our Class A common stock, \$5.07 billion of payments of dividends and \$7.01 dividend equivalents, and \$13.77 billion of taxes paid related to net share settlement of RSUs, partially offset by \$8.46 \$10.43 billion of net proceeds from the issuance of the additional Notes in May 2023. August 2024. The decrease increase in cash used in financing activities during 2023 2024 compared to 2022 2023, was mainly mostly due to a decrease increases in cash paid our capital returns of \$10.35 billion for repurchases of our Class A common stock partially offset by an and \$5.07 billion for quarterly dividend payments that began in March 2024, as well as a \$6.76 billion increase in taxes paid related to net share settlement of employee RSU awards and a decrease in net proceeds from our debt offerings. RSUs.

Free Cash Flow

In addition to other financial measures presented in accordance with U.S. GAAP, we monitor free cash flow (FCF) as a non-GAAP measure to manage our business, make planning decisions, evaluate our performance, and allocate resources. We define FCF as net cash provided by operating activities reduced by net purchases of property and equipment and principal payments on finance leases.

[Table of Contents](#)

We believe that FCF is one of the key financial indicators of our business performance over the long term and provides useful information regarding how cash provided by operating activities compares to the property and equipment investments required to maintain and grow our business.

We have chosen our definition for FCF because we believe that this methodology can provide useful supplemental information to help investors better understand underlying trends in our business. We use FCF in discussions with our senior management and board of directors.

FCF has limitations as an analytical tool, and you should not consider it in isolation or as a substitute for analysis of other GAAP financial measures, such as net cash provided by operating activities. FCF is not intended to represent our residual cash flow available for discretionary expenses. Some of the limitations of FCF are:

- FCF does not reflect our future contractual commitments; and
- other companies in our industry present similarly titled measures differently than we do, limiting their usefulness as comparative measures.

Management compensates for the inherent limitations associated with using the FCF measure through disclosure of such limitations, presentation of our financial statements in accordance with GAAP, and reconciliation of FCF to the most directly comparable GAAP measure, net cash provided by operating activities, as presented below.

The following is a reconciliation of FCF to the most comparable GAAP measure, net cash provided by operating activities (in millions):

	Year Ended December 31,		
	2023	2022	2021
	2024	2023	2022
Net cash provided by operating activities			
Purchases of property and equipment, net			
Purchases of property and equipment			
Principal payments on finance leases			
Free cash flow			

[Table of Contents](#)

Material Cash Requirements

We currently anticipate that our available funds and cash flow from operations and financing activities will be sufficient to meet our operational cash needs and fund our investments in infrastructure and AI initiatives, share repurchases and dividend payments for at least the next 12 months and thereafter for the foreseeable future. We continuously evaluate our liquidity and capital resources, including our access to external capital, to ensure we can finance our future capital requirements.

Leases and Contractual Commitments

Our operating lease obligations mostly include offices, data centers, offices and colocations. Our finance lease obligations include certain network infrastructure. Our facilities consolidation restructuring efforts did not materially change our operating lease obligations.

Our contractual commitments are primarily related to our investments in servers and network infrastructure, and consumer hardware products in Reality Labs, content costs from content providers whom we license video and music to increase engagement on the platform.

Long-term Debt

As of December 31, 2023 December 31, 2024, we had outstanding long-term debt in the form of senior unsecured notes for an aggregate principal amount of \$18.50 billion. These notes were issued in multiple series, \$29.0 billion, which mature from 2027 through 2063, 2064. Short-term and long-term future interest payments obligations as of December 31, 2023 are \$848 million December 31, 2024 were \$1.39 billion and \$16.40 \$28.10 billion, respectively. Net proceeds from the offerings are used for general corporate purposes, which may include, but are not limited to, capital expenditures, share repurchases, dividend payments, acquisitions or investments.

Capital Return Program

Table of Contents

Share Repurchase

Our board of directors has authorized a share repurchase program of our Class A common stock, which commenced in January 2017 and does not have an expiration date. In 2023, 2024, we repurchased and subsequently retired 92 65 million shares of our Class A common stock for an aggregate amount of \$20.03 billion, which includes the 1% excise tax accruals as a result of the Inflation Reduction Act of 2022, \$29.75 billion. As of December 31, 2023 December 31, 2024, \$30.93 \$51.28 billion remained available and authorized for repurchases. In January 2024, an additional \$50 billion of repurchases was authorized under this program.

Dividend

On February 1, 2024, we announced the initiation of our first ever We paid four quarterly cash dividends, including dividend program. This cash dividend of \$0.50 per equivalents, totaling \$2.00 for each share of Class A and Class B common stock is equivalent to \$2.00 per share on an annual basis. The first cash during the year ended December 31, 2024. Total dividends and dividend will be equivalents paid on March 26, 2024 to all holders of record of common stock at were \$5.07 billion for the close of business on February 22, 2024 year ended December 31, 2024.

Subject to legally available funds and future declaration by our board of directors, we currently intend to continue to pay a quarterly cash dividend and dividend equivalents on our outstanding Class A common stock and Class B common stock. The declaration and payment of future dividends is at the sole discretion of our board of directors after taking into account various factors, including our financial condition, operating results, available cash, and current and anticipated cash needs.

Taxes

Cash paid for income taxes was \$6.61 \$10.55 billion for the year ended December 31, 2023 December 31, 2024. As of December 31, 2023 December 31, 2024, we had taxes payable of \$1.14 billion \$718 million related to a one-time transition tax payable incurred as a result of the Tax Act, of which \$575 million is due within one year. As permitted by the Tax Act, we will pay the transition tax in annual interest-free installments through 2025.

Our other liabilities also long-term income taxes include \$6.95 \$9.99 billion related to the uncertain tax positions as of December 31, 2023 December 31, 2024. Due to uncertainties in the timing of the completion of tax audits, the timing of the resolution of these positions is uncertain and we are unable to make a reasonably reliable estimate of the timing of payments.

Loss Contingencies

We are involved in legal proceedings, claims, and regulatory, tax or government inquiries and investigations. We record a liability when we believe that it is both probable that a liability has been incurred, and that the amount can be reasonably estimated. If we determine there is a reasonable possibility that we may incur a loss and the loss or range of loss can be estimated, we disclose the possible loss in the accompanying notes to the consolidated financial statements to the extent material. Significant judgment is required to determine both probability and the estimated amount of loss. Such matters are inherently unpredictable and subject to significant uncertainties, some of which are beyond our control. Should any of these estimates and assumptions change or prove to be incorrect, it could have a material impact on our results of operations, financial position, and cash flows.

[Table of Contents](#)

See Note 8 — Leases, Note 10 — Long-term Debt, Note 12 — Commitments and Contingencies, Note 13 — Stockholders' Equity, and Note 15 — Income Taxes in the notes to the consolidated financial statements included in Part II, Item 8, and "Legal Proceedings" contained in Part I, Item 3 of this Annual Report on Form 10-K for additional information regarding leases, and debt, contractual commitments debt, and contingencies, capital return program, and taxes, and contingencies, respectively.

Recently Issued Accounting Pronouncements

For information on recently issued accounting pronouncements, see Note 1 — Summary of Significant Accounting Policies in the accompanying notes to the consolidated financial statements included in Part II, Item 8, "Financial Statements and Supplementary Data" of this Annual Report on Form 10-K.

[Table of Contents](#)

Item 7A. Quantitative and Qualitative Disclosures About Market Risk

We are exposed to market risks, including changes to foreign currency exchange rates, interest rates, and equity price risk.

Foreign Currency Exchange Risk

We have foreign currency risks related to our revenue and operating expenses denominated in currencies other than the U.S. dollar, primarily the Euro. Accordingly, changes in exchange rates, and in particular a strengthening of the U.S. dollar, have in the past, and may in the future, negatively affect our revenue and other operating results as expressed in U.S. dollars. See Management's Discussion and Analysis of Financial Condition and Results of Operations — Foreign Exchange Impact on Revenue section included in Part II, Item 7 of this Annual Report on Form 10-K for additional information.

We have experienced and will continue to experience fluctuations in our net income as a result of transaction gains or losses related to remeasuring monetary asset and liability balances that are denominated in currencies other than the functional currency of the entities in which they are recorded. At this time, we have not entered into, but in the future we may enter into, derivatives or other financial instruments in an attempt to hedge our foreign currency exchange risk. It is difficult to predict the effect hedging activities would have on our results of operations. Foreign currency exchange net losses of \$690 million, \$366 million, \$81 million, and \$140 \$81 million were recognized in 2024, 2023, 2022, and 2021, 2022, respectively.

Interest Rate Sensitivity

Our exposure to changes in interest rates relates primarily to interest income and market value of our cash equivalents, marketable debt securities, and the fair value of our long-term debt.

Our cash, cash equivalents, and marketable debt securities consist of cash, time deposits, money market funds, U.S. government securities, U.S. government agency securities, and investment grade corporate debt securities. Our investment policy and strategy are focused on preservation of capital and supporting our liquidity requirements. Changes in U.S. interest rates affect the interest earned on our cash, cash equivalents, and marketable debt securities, and the market value of those securities. A hypothetical 100 basis point increase in market interest rates would have resulted in a decrease of \$355 \$680 million and \$558 \$355 million in the market value of our available-for-sale debt securities and cash equivalents as of December 31, 2023 December 31, 2024 and 2022, 2023, respectively. Any realized gains or losses resulting from such interest rate changes and from the current unrealized gains or losses would only occur if we sold the investments prior to maturity.

As of December 31, 2023 December 31, 2024 and 2022, 2023, we also had aggregate principal amounts of fixed-rate senior notes (the Notes) outstanding of \$18.50 billion \$29.0 billion and \$10.00 \$18.50 billion, respectively. Since our Notes bear interest at fixed rates and are carried at amortized cost, fluctuations in interest rates do not have any impact on our consolidated financial statements. However, the fair value of the Notes will fluctuate with movements in market interest rates, increasing in periods of declining interest rates and declining in periods of increasing interest rates.

[Table of Contents](#)

Equity Price Risk

Our equity investments are in include marketable and non-marketable equity securities and are subject to equity price risks that could have a material impact on the fair value or carrying value of our holdings.

Our marketable equity securities are publicly traded stocks and our non-marketable equity securities are investments in privately-held companies without readily determinable fair values.

[Table of Contents](#)

We record marketable equity securities not accounted for under the equity method at fair value based on readily determinable market values, of which publicly traded stocks are subject to market price volatility and represent \$1.23 billion of our investments as of December 31, 2024. A hypothetical adverse price change of 10% on our December 31, 2024 balance would decrease the fair value of marketable equity securities by \$123 million. We did not hold any marketable equity securities as of December 31, 2023.

We elected to account for substantially all of our non-marketable equity securities using the measurement alternative, which is cost, less any impairment, adjusted for changes in fair value resulting from observable transactions for identical or similar investments securities of the same issuer. We perform a qualitative assessment at each reporting date to determine whether there are triggering events for impairment. The qualitative assessment considers factors such as, but not limited to, the investee's financial condition and business outlook; industry and sector performance; economic or technological environment; and other relevant events and factors affecting the investee. Valuations of our non-marketable equity securities are complex due to the lack of readily available market data and observable transactions. Uncertainties in the global economic climate and financial markets could adversely impact the valuation of these the companies we invest in and, therefore, result in a material impairment or downward adjustment in our investments. Our total non-marketable equity securities, which mostly consists of our investment in Jio Platforms Limited, had a carrying value of \$6.14 \$6.07 billion and \$6.20 \$6.14 billion as of December 31, 2023 December 31, 2024 and 2022, 2023, respectively.

For additional information, see Note 1 — Summary of Significant Accounting Policies, Note 5 — Financial Instruments, Note 6 — Non-marketable Equity Securities, and Note 10 — Long-term Debt in the notes to the consolidated financial statements included in Part II, Item 8, "Financial Statements and Supplementary Data" and Part II, Item 7, "Management's Discussion and Analysis of Financial Conditions and Results of Operations — Critical Accounting Estimates" contained in this Annual Report on Form 10-K.

[Table of Contents](#)

Item 8. Financial Statements and Supplementary Data

META PLATFORMS, INC.

INDEX TO CONSOLIDATED FINANCIAL STATEMENTS

	Page
Reports of Independent Registered Public Accounting Firm (PCAOB ID No. 42)	85 82
Consolidated Financial Statements:	
Consolidated Balance Sheets	89 86
Consolidated Statements of Income	90 87
Consolidated Statements of Comprehensive Income	91 88
Consolidated Statements of Stockholders' Equity	92 89
Consolidated Statements of Cash Flows	93 90
Notes to Consolidated Financial Statements	95 92

[Table of Contents](#)

Report of Independent Registered Public Accounting Firm

To the Stockholders and the Board of Directors of Meta Platforms, Inc.

Opinion on the Financial Statements

We have audited the accompanying consolidated balance sheets of Meta Platforms, Inc. (the Company) as of December 31, 2023 December 31, 2024 and 2022, 2023, the related consolidated statements of income, comprehensive income, stockholders' equity and cash flows for each of the three years in the period ended December 31, 2023 December 31,

2024, and the related notes (collectively referred to as the "consolidated financial statements"). In our opinion, the consolidated financial statements present fairly, in all material respects, the financial position of the Company at December 31, 2023 December 31, 2024 and 2022, 2023, and the results of its operations and its cash flows for each of the three years in the period ended December 31, 2023 December 31, 2024, in conformity with U.S. generally accepted accounting principles.

We also have audited, in accordance with the standards of the Public Company Accounting Oversight Board (United States) (PCAOB), the Company's internal control over financial reporting as of December 31, 2023 December 31, 2024, based on criteria established in Internal Control – Control–Integrated Framework issued by the Committee of Sponsoring Organizations of the Treadway Commission (2013 framework), and our report dated February 1, 2024, January 29, 2025 expressed an unqualified opinion thereon.

Basis for Opinion

These financial statements are the responsibility of the Company's management. Our responsibility is to express an opinion on the Company's financial statements based on our audits. We are a public accounting firm registered with the PCAOB and are required to be independent with respect to the Company in accordance with the U.S. federal securities laws and the applicable rules and regulations of the Securities and Exchange Commission and the PCAOB.

We conducted our audits in accordance with the standards of the PCAOB. Those standards require that we plan and perform the audit to obtain reasonable assurance about whether the financial statements are free of material misstatement, whether due to error or fraud. Our audits included performing procedures to assess the risks of material misstatement of the financial statements, whether due to error or fraud, and performing procedures that respond to those risks. Such procedures included examining, on a test basis, evidence regarding the amounts and disclosures in the financial statements. Our audits also included evaluating the accounting principles used and significant estimates made by management, as well as evaluating the overall presentation of the financial statements. We believe that our audits provide a reasonable basis for our opinion.

Critical Audit Matters

The critical audit matters communicated below are matters arising from the current period audit of the financial statements that were communicated or required to be communicated to the Audit & Risk Oversight Committee and that: (1) relate to accounts or disclosures that are material to the financial statements and (2) involved our especially challenging, subjective or complex judgments. The communication of critical audit matters does not alter in any way our opinion on the consolidated financial statements, taken as a whole, and we are not, by communicating the critical audit matters below, providing separate opinions on the critical audit matters or on the accounts or disclosures to which they relate.

[Table of Contents](#)

Loss Contingencies

<i>Description of the Matter</i>	<p>As described in Note 12 to the consolidated financial statements, the Company is party to various legal proceedings, claims, and regulatory or government inquiries and investigations. The Company accrues a liability when it believes a loss is probable and the amount can be reasonably estimated. In addition, the Company believes it is reasonably possible that it will incur a loss in some of these cases, actions or inquiries described above. When applicable, the Company discloses an estimate of the amount of loss or range of possible loss that may be incurred. However, for certain other matters, the Company discloses that the amount of such losses or a range of possible losses cannot be reasonably estimated at this time.</p> <p>Auditing the Company's accounting for, and disclosure of these loss contingencies was especially challenging due to the significant judgment required to evaluate management's assessments of the likelihood of a loss, and their estimate of the potential amount or range of such losses.</p>
<i>How We Addressed the Matter in Our Audit</i>	<p>We obtained an understanding, evaluated the design and tested the operating effectiveness of controls over the identification and evaluation of these matters, including controls relating to the Company's assessment of the likelihood that a loss will be realized and their ability to reasonably estimate the potential range of possible losses.</p> <p>Our audit procedures included reading the minutes or a summary of the meetings of the committees of the board of directors, reading the proceedings, claims, and regulatory or government inquiries and investigations, or summaries as we deemed appropriate, requesting and receiving internal and external legal counsel confirmation letters, meeting with internal and external legal counsel to discuss the nature of the various matters, and obtaining representations from management. We also evaluated the appropriateness of the related disclosures included in Note 12 to the consolidated financial statements.</p>

[Table of Contents](#)

Uncertain Tax Positions

Description of the Matter

As discussed in Note 15 to the consolidated financial statements, the Company has received certain notices from the Internal Revenue Service (IRS) related to transfer pricing agreements with the Company's foreign subsidiaries for certain periods examined. The IRS has stated that it will also apply its position to tax years subsequent to those examined. If the IRS prevails in its position, it could result in an additional federal tax liability, plus interest and any penalties asserted. The Company uses judgment to (1) determine whether a tax position's technical merits are more-likely-than-not to be sustained and (2) measure the amount of tax benefit that qualifies for recognition.

Auditing the Company's accounting for, and disclosure of, these uncertain tax positions was especially challenging due to the significant judgment required to assess management's evaluation of technical merits and the measurement of the tax position based on interpretations of tax laws and legal rulings.

How We Addressed the Matter in Our Audit

We obtained an understanding, evaluated the design and tested the operating effectiveness of controls over the Company's process to assess the technical merits of tax positions related to these transfer pricing agreements and to measure the benefit of those tax positions.

As part of our audit procedures over the Company's accounting for these positions, we involved our tax professionals to assist with our assessment of the technical merits of the Company's tax positions. This included assessing the Company's correspondence with the relevant tax authorities, evaluating income tax opinions or other third-party advice obtained by the Company, and requesting and receiving confirmation letters from third-party advisors. We also used our knowledge of, and experience with, the application of international and local income tax laws by the relevant income tax authorities to evaluate the Company's accounting for those tax positions. We analyzed the Company's assumptions and data used to determine the amount of the federal tax liability recognized and tested the mathematical accuracy of the underlying data and calculations. We also evaluated the appropriateness of the related disclosures included in Note 15 to the consolidated financial statements in relation to these matters.

/s/ Ernst & Young LLP

We have served as the Company's auditor since 2007.

San Mateo, Jose, California
February 1, 2024 January 29, 2025

[Table of Contents](#)

Report of Independent Registered Public Accounting Firm

To the Stockholders and the Board of Directors of Meta Platforms, Inc.

Opinion on Internal Control over Financial Reporting

We have audited Meta Platforms, Inc.'s internal control over financial reporting as of December 31, 2023 December 31, 2024, based on criteria established in Internal Control – Control – Integrated Framework issued by the Committee of Sponsoring Organizations of the Treadway Commission (2013 framework), (the COSO criteria). In our opinion, Meta Platforms, Inc. (the Company) maintained, in all material respects, effective internal control over financial reporting as of December 31, 2023 December 31, 2024, based on the COSO criteria.

We also have audited, in accordance with the standards of the Public Company Accounting Oversight Board (United States) (PCAOB), the consolidated balance sheets of the Company as of December 31, 2023 December 31, 2024 and 2022, 2023, the related consolidated statements of income, comprehensive income, stockholders' equity and cash flows for each of the three years in the period ended December 31, 2023 December 31, 2024, and the related notes and our report dated February 1, 2024 January 29, 2025 expressed an unqualified opinion thereon.

Basis for Opinion

The Company's management is responsible for maintaining effective internal control over financial reporting and for its assessment of the effectiveness of internal control over financial reporting included in the accompanying Management's Report on Internal Control over Financial Reporting. Our responsibility is to express an opinion on the Company's internal control over financial reporting based on our audit. We are a public accounting firm registered with the PCAOB and are required to be independent with respect to the Company in accordance with the U.S. federal securities laws and the applicable rules and regulations of the Securities and Exchange Commission and the PCAOB.

We conducted our audit in accordance with the standards of the PCAOB. Those standards require that we plan and perform the audit to obtain reasonable assurance about whether effective internal control over financial reporting was maintained in all material respects.

Our audit included obtaining an understanding of internal control over financial reporting, assessing the risk that a material weakness exists, testing and evaluating the design and operating effectiveness of internal control based on the assessed risk, and performing such other procedures as we considered necessary in the circumstances. We believe that our audit provides a reasonable basis for our opinion.

Definition and Limitations of Internal Control Over Financial Reporting

A company's internal control over financial reporting is a process designed to provide reasonable assurance regarding the reliability of financial reporting and the preparation of financial statements for external purposes in accordance with generally accepted accounting principles. A company's internal control over financial reporting includes those policies and procedures that (1) pertain to the maintenance of records that, in reasonable detail, accurately and fairly reflect the transactions and dispositions of the assets of the company; (2) provide reasonable assurance that transactions are recorded as necessary to permit preparation of financial statements in accordance with generally accepted accounting principles, and that receipts and expenditures of the company are being made only in accordance with authorizations of management and directors of the company; and (3) provide reasonable assurance regarding prevention or timely detection of unauthorized acquisition, use, or disposition of the company's assets that could have a material effect on the financial statements.

Because of its inherent limitations, internal control over financial reporting may not prevent or detect misstatements. Also, projections of any evaluation of effectiveness to future periods are subject to the risk that controls may become inadequate because of changes in conditions, or that the degree of compliance with the policies or procedures may deteriorate.

/s/ Ernst & Young LLP

San Mateo, Jose, California
February 1, 2024 January 29, 2025

[Table of Contents](#)

META PLATFORMS, INC.
CONSOLIDATED BALANCE SHEETS
(In millions, except for number of shares and par value)

		December 31,			
		2023	2022	2024	2023
Assets	Assets			Assets	
Current assets:	Current assets:			Current assets:	
Cash and cash equivalents					
Marketable securities					
Accounts receivable, net					
Prepaid expenses and other current assets					
Total current assets					
Non-marketable equity securities					
Property and equipment, net					
Operating lease right-of-use assets					
Intangible assets, net					
Goodwill					
Other assets					
Total assets					
Liabilities and stockholders' equity					
Liabilities and stockholders' equity					
Liabilities and stockholders' equity					
Current liabilities:	Current liabilities:			Current liabilities:	
Accounts payable					
Partners payable					
Operating lease liabilities, current					
Accrued expenses and other current liabilities					
Total current liabilities					
Operating lease liabilities, non-current					
Long-term debt					
Long-term income taxes					
Other liabilities					
Total liabilities					

Commitments and contingencies	Commitments and contingencies	Commitments and contingencies
Stockholders' equity:	Stockholders' equity:	Stockholders' equity:
Common stock, \$0.000006 par value; 5,000 million Class A shares authorized, 2,211 million and 2,247 million shares issued and outstanding, as of December 31, 2023 and 2022, respectively; 4,141 million Class B shares authorized, 350 million and 367 million shares issued and outstanding, as of December 31, 2023 and 2022, respectively		
Common stock, \$0.000006 par value; 5,000 million Class A shares authorized, 2,190 million and 2,211 million shares issued and outstanding, as of December 31, 2024 and 2023, respectively; 4,141 million Class B shares authorized, 344 million and 350 million shares issued and outstanding, as of December 31, 2024 and 2023, respectively		
Additional paid-in capital		
Accumulated other comprehensive loss		
Retained earnings		
Total stockholders' equity		
Total liabilities and stockholders' equity		

See Accompanying Notes to Consolidated Financial Statements.

[Table of Contents](#)

META PLATFORMS, INC.
CONSOLIDATED STATEMENTS OF INCOME
(In millions, except per share amounts)

	Year Ended December 31,		Year Ended December 31,
	2023	2022	2021
	2024	2023	2022
Revenue			
Costs and expenses:	Costs and expenses:	Costs and expenses:	Costs and expenses:
Cost of revenue			
Research and development			
Marketing and sales			
General and administrative			
Total costs and expenses			
Income from operations			
Interest and other income (expense), net			
Income before provision for income taxes			
Provision for income taxes			
Net income			
Earnings per share attributable to Class A and Class B common stockholders:			
Earnings per share:			
Basic			
Diluted			
Weighted-average shares used to compute earnings per share attributable to Class A and Class B common stockholders:			
Weighted-average shares used to compute earnings per share:			
Basic			
Basic			
Basic			
Diluted			

See Accompanying Notes to Consolidated Financial Statements.

META PLATFORMS, INC.
CONSOLIDATED STATEMENTS OF COMPREHENSIVE INCOME
(In millions)

	Year Ended December 31,		
	2023	2022	2021
	2024	2023	2022
Net income			
Other comprehensive income (loss):			
Change in foreign currency translation adjustment, net of tax			
Change in foreign currency translation adjustment, net of tax			
Change in foreign currency translation adjustment, net of tax			
Change in unrealized gain (loss) on available-for-sale investments and other, net of tax			
Comprehensive income			

See Accompanying Notes to Consolidated Financial Statements.

META PLATFORMS, INC.
CONSOLIDATED STATEMENTS OF STOCKHOLDERS' EQUITY
(In millions)

	Class A and Class B Common Stock		Additional Paid-In Capital	Accumulated Other Comprehensive Income (Loss)	Retained Earnings	Total Stockholders' Equity
	Shares	Par Value				
Balances at December 31, 2020	2,849	\$ —	\$ 50,018	\$ 927	\$ 77,345	\$ 128,290
Issuance of common stock	45	—	—	—	—	—
Shares withheld related to net share settlement	(17)	—	(3,371)	—	(2,144)	(5,515)
Share-based compensation	—	—	9,164	—	—	9,164
Share repurchases	(136)	—	—	—	(44,810)	(44,810)
Other comprehensive loss	—	—	—	(1,620)	—	(1,620)
Net income	—	—	—	—	39,370	39,370
Balances at December 31, 2021	2,741	—	55,811	(693)	69,761	124,879
Issuance of common stock	54	—	—	—	—	—
Shares withheld related to net share settlement	(20)	—	(3,359)	—	(236)	(3,595)
Share-based compensation	—	—	11,992	—	—	11,992
Share repurchases	(161)	—	—	—	(27,926)	(27,926)
Other comprehensive loss	—	—	—	(2,837)	—	(2,837)
Net income	—	—	—	—	23,200	23,200
Balances at December 31, 2022	2,614	—	64,444	(3,530)	64,799	125,713
Issuance of common stock	65	—	—	—	—	—
Shares withheld related to net share settlement	(26)	—	(5,218)	—	(1,794)	(7,012)
Share-based compensation	—	—	14,027	—	—	14,027
Share repurchases	(92)	—	—	—	(20,033)	(20,033)
Other comprehensive income	—	—	—	1,375	—	1,375
Net income	—	—	—	—	39,098	39,098
Balances at December 31, 2023	2,561	\$ —	\$ 73,253	\$ (2,155)	\$ 82,070	\$ 153,168

millions, except per share amounts)

Class A and Class B Common Stock	Additional Paid-In Capital	Accumulated Other	Retained Earnings	Total Stockholders'
----------------------------------	----------------------------	-------------------	-------------------	---------------------

	Shares	Par Value		Comprehensive Income (Loss)		Equity
Balances at December 31, 2021	2,741	\$ —	\$ 55,811	\$ (693)	\$ 69,761	\$ 124,879
Issuance of common stock	54	—	—	—	—	—
Shares withheld related to net share settlement	(20)	—	(3,359)	—	(236)	(3,595)
Share-based compensation	—	—	11,992	—	—	11,992
Share repurchases	(161)	—	—	—	(27,926)	(27,926)
Other comprehensive loss	—	—	—	(2,837)	—	(2,837)
Net income	—	—	—	—	23,200	23,200
Balances at December 31, 2022	2,614	—	64,444	(3,530)	64,799	125,713
Issuance of common stock	65	—	—	—	—	—
Shares withheld related to net share settlement	(26)	—	(5,218)	—	(1,794)	(7,012)
Share-based compensation	—	—	14,027	—	—	14,027
Share repurchases	(92)	—	—	—	(20,033)	(20,033)
Other comprehensive income	—	—	—	1,375	—	1,375
Net income	—	—	—	—	39,098	39,098
Balances at December 31, 2023	2,561	—	73,253	(2,155)	82,070	153,168
Issuance of common stock	65	—	—	—	—	—
Shares withheld related to net share settlement	(27)	—	(6,721)	—	(7,049)	(13,770)
Share-based compensation	—	—	16,690	—	—	16,690
Share repurchases	(65)	—	—	—	(29,754)	(29,754)
Dividends and dividend equivalents declared (\$2.00 per share) ⁽¹⁾	—	—	—	—	(5,121)	(5,121)
Other	—	—	6	—	—	6
Other comprehensive loss	—	—	—	(942)	—	(942)
Net income	—	—	—	—	62,360	62,360
Balances at December 31, 2024	2,534	\$ —	\$ 83,228	\$ (3,097)	\$ 102,506	\$ 182,637

(1) Our dividend program began in the first quarter of 2024.

See Accompanying Notes to Consolidated Financial Statements.

[Table of Contents](#)

META PLATFORMS, INC.
CONSOLIDATED STATEMENTS OF CASH FLOWS
(In millions)

	Year Ended December 31,		
	2023	2022	2021
	2024	2023	2022
Cash flows from operating activities			
Net income			
Net income			
Net income			
Adjustments to reconcile net income to net cash provided by operating activities:			
Depreciation and amortization			
Depreciation and amortization			
Depreciation and amortization			
Share-based compensation			
Deferred income taxes			
Impairment charges for facilities consolidation, net			
Impairment charges for facilities consolidation			
Data center assets abandonment			

Other
Other
Other
Changes in assets and liabilities:
Accounts receivable
Accounts receivable
Accounts receivable
Prepaid expenses and other current assets
Other assets
Accounts payable
Partners payable
Accrued expenses and other current liabilities
Accrued expenses and other current liabilities
Accrued expenses and other current liabilities
Other liabilities
Net cash provided by operating activities
Cash flows from investing activities
Purchases of property and equipment
Purchases of property and equipment
Purchases of property and equipment
Proceeds relating to property and equipment
Purchases of marketable debt securities
Sales and maturities of marketable debt securities
Purchases of marketable securities
Purchases of marketable securities
Purchases of marketable securities
Sales and maturities of marketable securities
Acquisitions of businesses and intangible assets
Acquisitions of businesses and intangible assets
Acquisitions of businesses and intangible assets
Other investing activities
Net cash used in investing activities
Cash flows from financing activities
Taxes paid related to net share settlement of equity awards
Taxes paid related to net share settlement of equity awards
Taxes paid related to net share settlement of equity awards
Repurchases of Class A common stock
Payments for dividends and dividend equivalents
Proceeds from issuance of long-term debt, net
Principal payments on finance leases
Other financing activities
Net cash used in financing activities
Effect of exchange rate changes on cash, cash equivalents, and restricted cash
Net increase (decrease) in cash, cash equivalents, and restricted cash
Cash, cash equivalents, and restricted cash at beginning of the period
Cash, cash equivalents, and restricted cash at end of the period
Reconciliation of cash, cash equivalents, and restricted cash to the consolidated balance sheets
Cash and cash equivalents
Cash and cash equivalents
Cash and cash equivalents
Restricted cash, included in prepaid expenses and other current assets

Restricted cash, included in other assets
Total cash, cash equivalents, and restricted cash

See Accompanying Notes to Consolidated Financial Statements.

[Table of Contents](#)

META PLATFORMS, INC. CONSOLIDATED STATEMENTS OF CASH FLOWS (In millions)			
Year Ended December 31,			
	2023	2022	2021
	2024	2023	2022
Supplemental cash flow data			
Cash paid for income taxes, net			
Cash paid for income taxes, net			
Cash paid for income taxes, net			
Cash paid for interest, net of amounts capitalized			
Non-cash investing and financing activities:			
Property and equipment in accounts payable and accrued expenses and other current liabilities			
Property and equipment in accounts payable and accrued expenses and other current liabilities			
Property and equipment in accounts payable and accrued expenses and other current liabilities			
Acquisition of businesses in accrued expenses and other current liabilities and other liabilities			
Other current assets through financing arrangement in accrued expenses and other current liabilities			
Acquisition of businesses and intangible assets in accrued expenses and other current liabilities and other liabilities			
Repurchases of Class A common stock in accrued expenses and other current liabilities			

See Accompanying Notes to Consolidated Financial Statements.

[Table of Contents](#)

META PLATFORMS, INC. NOTES TO CONSOLIDATED FINANCIAL STATEMENTS

Note 1. Summary of Significant Accounting Policies

Organization and Description of Business

We were incorporated in Delaware in July 2004. Our mission is to give people build the power to build community future of human connection and bring the world closer together. All of our products, including our apps, share the vision of helping to bring the metaverse to life. technology that makes it possible.

We report our financial results based on two reportable segments: Family of Apps (FoA) and Reality Labs (RL). The segment information aligns with how the chief operating decision maker (CODM), who is our chief executive officer (CEO), reviews and manages the business. We generate substantially all of our revenue from advertising.

Basis of Presentation

We prepared the consolidated financial statements in accordance with U.S. generally accepted accounting principles (GAAP). The consolidated financial statements include the accounts of Meta Platforms, Inc., its subsidiaries where we have controlling financial interests, and any variable interest entities for which we are deemed to be the primary beneficiary. All intercompany balances and transactions have been eliminated.

Balance Sheets Reclassifications

Certain prior period amounts on the consolidated balance sheets have been reclassified to conform to current period presentation.

- Intangible assets, net was reclassified into other assets

- Partners payable was reclassified into accrued expenses and other current liabilities
- Long-term income taxes was reclassified out of other liabilities

These reclassifications had no impact on our previously reported total assets, total liabilities, revenue, income from operations, net income or cash flows.

Use of Estimates

Preparation of consolidated financial statements in conformity with GAAP requires the use of estimates and judgments that affect the reported amounts in the consolidated financial statements and accompanying notes. These estimates form the basis for judgments we make about the carrying values of our assets and liabilities, which are not readily apparent from other sources. We base our estimates and judgments on historical information and on various other assumptions that we believe are reasonable under the circumstances. GAAP requires us to make estimates and judgments in several areas, including, but not limited to, those related to loss contingencies, income taxes, valuation of long-lived assets and their associated estimated useful lives, valuation of non-marketable equity securities, revenue recognition, valuation of goodwill, credit losses of available-for-sale (AFS) debt securities and accounts receivable, and fair value of financial instruments and leases. These estimates are based on management's knowledge about current events, interpretation of regulations, and expectations about actions we may undertake in the future. Actual results could differ materially from those estimates.

In January 2025, we completed an assessment of the useful lives of certain servers and network assets, and determined we should extend the estimated useful lives to 5.5 years. This change in accounting estimate will be effective beginning fiscal year 2025.

Table of Contents

Revenue Recognition

We recognize revenue under Accounting Standards Codification (ASC) 606 Revenue ~~From from~~ Contracts ~~With with~~ Customers. Revenue is recognized when control of the promised goods or services is transferred to our customers, in an amount that reflects the consideration we expect to be entitled to in exchange for those goods or services.

Sales commissions we pay in connection with contracts are expensed when incurred because the amortization period is one year or less. These costs are recorded within marketing and sales on our consolidated statements of income. We do not disclose the value of unsatisfied performance obligations for contracts with an original expected length of one year or less.

Revenue includes sales and usage-based taxes, except for cases where we are acting as a pass-through agent.

Advertising Revenue

Advertising revenue is generated by displaying ad products on Facebook, Instagram, Messenger, and third-party mobile applications. Marketers pay for ad products either directly or through their relationships with advertising agencies or resellers, based on the number of impressions delivered or the number of actions, such as clicks, taken by our users.

We recognize revenue from the display of impression-based ads in the contracted period in which the impressions are delivered. Impressions are considered delivered when an ad is displayed to users. We recognize revenue from the delivery of action-based ads in the period in which a user takes the action the marketer contracted for. In general, we report advertising

Table of Contents

revenue on a gross basis, since we control the advertising inventory before it is transferred to our customers. Our control is evidenced by our sole ability to monetize the advertising inventory before it is transferred to our customers.

For revenue generated from arrangements that involve third-parties, we evaluate whether we are the principal, and report revenue on a gross basis, or the agent, and report revenue on a net basis. In this assessment, we consider if we obtain control of the specified goods or services before they are transferred to the customer, as well as other indicators such as the party primarily responsible for fulfillment, inventory risk, and discretion in establishing price.

We may accept lower consideration than the amount promised per the contract for certain revenue transactions and certain customers may receive cash-based incentives, credits, or refunds, which are accounted for as variable consideration when estimating the amount of revenue to recognize. We estimate these amounts and reduce revenue based on the amounts expected to be provided to customers. We believe that there will not be significant changes to our estimates of variable ~~consideration~~, consideration for the reported periods.

Reality Labs Revenue

RL revenue is generated from the delivery of consumer hardware products, such as Meta Quest ~~wearables~~, and Ray-Ban Meta AI glasses, and related software and content. Revenue is recognized at the time control of the products is transferred to customers, which is generally at the time of delivery, in an amount that reflects the consideration RL expects to be entitled to in exchange for the products.

Other Revenue

Other FoA other revenue consists of revenue from WhatsApp Business Platform, Meta Verified subscriptions, net fees we receive from developers using our Payments infrastructure, and revenue from various other sources.

Cost of Revenue

Our cost of revenue consists of expenses associated with the delivery and distribution of our products. These mainly include expenses related to the operation of our data centers and technical infrastructure, such as depreciation expense from servers, network infrastructure and buildings, as well as employee compensation which includes payroll, and related expenses which include share-based compensation and benefits for employees on our operations teams, and energy and bandwidth costs. Cost of revenue also includes consists of costs associated with partner arrangements, including traffic acquisition costs and credit card and other fees related to processing customer transactions; RL inventory costs, which consist of cost of products sold and estimated losses on non-cancelable contractual commitments; and content costs.

[Table of Contents](#)

Content Costs

Our content costs are mostly related to payments to content providers from whom we license video and music to increase engagement on the platform. We pay fees to these content providers based on revenue generated, a flat fee, or both. For licensed video, we expense the cost per title when the title is accepted and available for viewing if the capitalization criteria are not met. Video content costs that meet the criteria for capitalization were not material to date.

For licensed music, we expense the license fees over the contractual license period. We pay fees to music partners based on revenue generated, minimum guaranteed fees, flat fees, or a combination thereof. Expensed content costs are included in cost of revenue on our consolidated statements of income.

Software Development Costs

Software development costs, including costs to develop software products or the software component of products to be marketed or sold to external users, are expensed before the software or technology reach technological feasibility, which is typically reached shortly before the release of such products.

Software development costs also include costs to develop software to be used solely to meet internal needs and applications used to deliver our services. These software development costs meet the criteria for capitalization once the preliminary project stage is complete, and it is probable that the project will be completed and the software will be used to perform the function intended. Software development costs that meet the criteria for capitalization were not material to date.

[Table of Contents](#)

Share-based Compensation

Share-based compensation expense consists of the company's restricted stock units (RSUs) expense. RSUs granted to employees are measured based on the grant-date fair value. In general, our RSUs vest over a service period of four years. Share-based compensation expense is generally recognized based on the straight-line basis over the requisite service period and forfeitures are accounted for as they occur.

Income Taxes

We are subject to income taxes in the United States and numerous foreign jurisdictions. Significant judgment is required in determining our provision for income taxes and income tax assets and liabilities, including evaluating uncertainties in the application of accounting principles and complex tax laws.

We record a provision for income taxes for the anticipated tax consequences of the reported results of operations using the asset and liability method. Under this method, we recognize deferred income tax assets and liabilities for the expected future consequences of temporary differences between the financial reporting and tax bases of assets and liabilities, as well as for loss and tax credit carryforwards. Deferred tax assets and liabilities are measured using the tax rates that are expected to apply to taxable income for the years in which those tax assets and liabilities are expected to be realized or settled. We recognize the deferred income tax effects of a change in tax rates in the period of the enactment.

We record a valuation allowance to reduce our deferred tax assets to the net amount that we believe is more likely than not to be realized. We consider all available evidence, both positive and negative, including historical levels of income, expectations and risks associated with estimates of future taxable income and ongoing tax planning strategies in assessing the need for a valuation allowance.

We recognize tax benefits from uncertain tax positions only if we believe that it is more likely than not that the tax position will be sustained on examination by the taxing authorities based on the technical merits of the position. We recognize interest and penalties related to uncertain tax positions as a component of the provision for income taxes.

Advertising Expense

Advertising costs are expensed when incurred and are included in marketing and sales expenses on our consolidated statements of income. We incurred advertising expenses of \$2.06 billion, \$2.02 billion, \$2.65 billion, and \$2.99 \$2.65 billion for the years ended December 31, 2023 December 31, 2024, 2022, 2023, and 2021, 2022, respectively.

Employee Severance

We recognize one-time employee termination costs when notification occurs, based on the regional requirements in which the employee works. [Table of Contents](#)

Cash and Cash Equivalents, Marketable Securities, and Restricted Cash

Cash and cash equivalents consist of cash on deposit with financial institutions globally and highly liquid investments with maturities of 90 days or less from the date of purchase. We classify amounts in transit from customer credit cards and payment service providers as cash on our consolidated balance sheets.

We hold investments in marketable debt securities, consisting of U.S. government securities, U.S. government agency securities, and investment grade corporate debt securities. We classify our marketable debt securities as available-for-sale (AFS) investments in our current assets because they represent investments of cash available for current operations. Our AFS investments are carried at estimated fair value with any unrealized gains and losses, net of taxes, included in accumulated other comprehensive income (loss) in stockholders' equity. AFS debt securities with an amortized cost basis in excess of estimated fair value are assessed to determine what amount of that difference, if any, is caused by expected credit losses. Allowance for credit losses on AFS debt securities are recognized as a charge in interest and other income (expense), net on our consolidated statements of income, and any remaining unrealized losses, net of taxes, are included in accumulated other comprehensive income (loss) in stockholders' equity. The amounts of credit losses recorded for the years ended December 31, 2023, 2022, and 2021 were not material. We determine realized gains or losses on sale of marketable securities on a specific

Table of Contents

identification method and include such gains or losses in interest and other income (expense), net on our consolidated statements of income.

We also hold investments in marketable equity securities that are publicly traded stocks. We classify these equity securities as marketable securities within current assets on our consolidated balance sheets because they are available to be converted into cash to fund current operations without any restriction. These marketable equity securities are measured at fair value at each reporting date with the resulted unrealized gains and losses recognized in interest and other income (expense), net on our consolidated statements of income.

We classify certain restricted cash balances, consisting primarily mostly of cash related to insurance policies, and cash reserves designated for a specific purpose, as well as retention and indemnification holdback for our acquisitions, within prepaid expenses and other current assets and other assets on our consolidated balance sheets, based upon the expected duration of the restrictions.

Non-marketable Equity Securities

Our non-marketable equity securities are investments in privately-held companies without readily determinable fair values. We elected to account for substantially all of our non-marketable equity securities using the measurement alternative, which is cost, less any impairment, adjusted for changes in fair value resulting from observable transactions for identical or similar investments of the same issuer as of the respective transaction dates. We periodically review our non-marketable equity securities for impairment. When indicators exist and the estimated fair value of an investment is below the its carrying amount, we write down the investment to fair value. The change in carrying value, if any, gains and losses resulting resulted from the remeasurements, are is recognized in interest and other income (expense), net on our consolidated statements of income. For additional information, see Note 6 — Non-marketable Equity Securities.

In addition, we also held other non-marketable equity securities accounted for under the equity method which were immaterial not material as of December 31, 2023 December 31, 2024 and 2022, 2023.

Fair Value Measurements

We apply fair value accounting for all financial assets and liabilities and non-financial assets and liabilities that are recognized or disclosed at fair value in the financial statements on a recurring basis. We define fair value as the price that would be received from selling an asset or paid to transfer a liability in an orderly transaction between market participants at the measurement date. When determining the fair value measurements for assets and liabilities, which are required to be recorded at fair value, we consider the principal or most advantageous market in which we would transact and the market-based risk measurements or assumptions that market participants would use in pricing the asset or liability, such as risks inherent in valuation techniques, transfer restrictions and credit risk. Fair value is estimated by applying the following hierarchy, which prioritizes the inputs used to measure fair value into three levels and bases the categorization within the hierarchy upon the lowest level of input that is available and significant to the fair value measurement:

Level 1- Quoted prices in active markets for identical assets or liabilities.

Table of Contents

Level 2- Observable inputs other than quoted prices in active markets for identical assets and liabilities, quoted prices for identical or similar assets or liabilities in inactive markets, or other inputs that are observable or can be corroborated by observable market data for substantially the full term of the assets or liabilities.

Level 3- Inputs that are generally unobservable and typically reflect management's estimate of assumptions that market participants would use in pricing the asset or liability.

Our cash equivalents, marketable securities, and marketable debt securities restricted cash equivalents are classified within Level 1 or Level 2 of the fair value hierarchy because their fair value is values are derived from quoted market prices or alternative pricing sources and models utilizing observable market inputs. Certain other assets are classified within Level 3 because factors used to develop the estimated fair value are unobservable inputs that are not supported by market activity.

Our non-marketable equity securities accounted for using the measurement alternative are recorded at fair value on a non-recurring basis. When indicators of impairment exist or observable price changes of qualified transactions occur, the respective non-marketable equity security would be classified within Level 3 of the fair value hierarchy because the valuation methods include a combination of the observable transaction price at the transaction date and other unobservable inputs including volatility, rights, and obligations of the securities we hold.

Accounts Receivable and Allowances

Accounts receivable are recorded and carried at the original invoiced amount less an allowance for any potential uncollectible amounts. We make estimates of expected credit and collectibility trends for the allowance for credit losses and

Table of Contents

allowance for unbilled receivables based upon our assessment of various factors, including historical experience, the age of the accounts receivable balances, credit quality of our customers, current economic conditions, reasonable and supportable forecasts of future economic conditions, and other factors that may affect our ability to collect from customers. Expected credit losses are recorded as general and administrative expenses on our consolidated statements of income. As of December 31, 2023 December 31, 2024 and 2022, 2023, the allowances allowance for credit losses on accounts receivable were immaterial, not material.

Property and Equipment

Property and equipment, including finance leases, are depreciated and stated at cost less accumulated depreciation. Depreciation is computed using the straight-line method over the estimated useful lives of the assets or the remaining lease term, whichever is shorter.

The estimated useful lives of property and equipment and amortization periods of finance lease right-of-use (ROU) assets as of December 31, 2024 are described below:

Property and Equipment	Useful Life/ Amortization period
Servers and network assets	Four to Five years(1)
Buildings	25 to 30 years
Equipment and other	One to 25 years
Finance lease right-of-use assets	Three Five to 20 years
Leasehold improvements	Lesser of estimated useful life or remaining lease term

(1) Effective January 2025, the useful lives of certain servers and network assets are extended to 5.5 years.

We evaluate at least annually the recoverability of property and equipment for possible impairment whenever events or circumstances indicate that the carrying amount of such assets may not be recoverable. If such review indicates that the carrying amount of property and equipment assets is not recoverable, and the asset's fair value is less than the carrying amount, an impairment charge is recognized. Additionally, we recorded abandonment charges and its related adjustments in 2023 and 2022 for data center construction in progress (CIP) assets under ASC Topic 360 related to our restructuring efforts. For additional information regarding our restructuring efforts, see Note 3 — Restructuring.

The useful lives of our property and equipment are determined by management management's estimates when those the assets are initially recognized and are routinely reviewed for the remaining estimated useful lives. Our current estimate of useful lives represents the best estimate of the useful lives based on current facts and circumstances, but may differ from the actual useful lives due to changes to our business operations, changes in the planned use of assets, and technological advancements. When we change the estimated

Table of Contents

useful life assumption for any asset, the remaining carrying amount of the asset is accounted for prospectively and depreciated or amortized over the revised estimated useful life.

Servers and network assets include property and equipment mostly in our data centers, which is used to support production traffic. Land and assets held within CIP construction in progress (CIP) are not depreciated. CIP is assets are related to the construction or development of property and equipment that have not yet been placed in service for their intended use. We also capitalize interest on our debt related to certain eligible CIP assets and depreciate over the useful life of the related assets.

The cost of maintenance and repairs is expensed as incurred. When assets are retired or otherwise disposed of, the cost and related accumulated depreciation are removed from their respective accounts, and gain or loss on such sale or disposal is reflected in income from operations.

Lease Obligations

Our operating leases mostly comprise of certain offices, data centers, offices, and colocations. We also have finance leases for certain network infrastructure. We determine if an arrangement is a lease at inception. Most inception and most of our leases contain lease and non-lease components. Non-lease components include fixed payments for maintenance, utilities, real estate taxes, and management fees. We combine fixed lease and non-lease components and account for them as a single lease component. Our lease agreements may contain variable costs such as contingent rent escalations, common area maintenance, insurance, real estate taxes, or other costs. These amounts are affected by the Consumer Price Index, payments contingent on energy production for renewable energy purchase arrangements, and maintenance and utilities. Such variable lease costs are

[Table of Contents](#)

expensed as incurred on our consolidated statements of income. For certain colocation and equipment leases, we apply a portfolio approach to effectively account for the operating lease ROU assets and lease liabilities.

For leases with a lease term greater than 12 months, ROU assets and lease liabilities are recognized on our consolidated balance sheets at the commencement date based on the present value of the remaining fixed lease payments and includes only payments that are fixed and determinable at the time of commencement.

Our lease terms may include options to extend or terminate the lease when it is reasonably certain that we will exercise such options. When determining the probability of exercising such options, we consider contract-based, asset-based, entity-based, and market-based factors. We do not assume renewals in our determination of the lease term unless the renewals are deemed to be reasonably assured. Our lease agreements generally do not contain any material residual value guarantees or material restrictive covenants.

As most of our leases do not provide an implicit rate, we use our incremental borrowing rate based on the information available at the commencement date in determining the present value of lease payments. Our incremental borrowing rate is based on our understanding of what our credit rating would be in a similar economic environment.

Operating leases are included in operating lease ROU assets, operating lease liabilities, current, and operating lease liabilities, non-current on our consolidated balance sheets. Finance leases are included in property and equipment, net, accrued expenses and other current liabilities, and other liabilities on our consolidated balance sheets.

Operating lease costs are recognized on a straight-line basis over the lease terms. Finance lease assets are amortized on a straight-line basis over the shorter of the estimated useful lives of the assets or the lease terms.

During the year ended December 31, 2023 December 31, 2024, 2023 and 2022, we recorded net impairment losses of \$2.43 billion \$383 million, \$2.43 billion, and \$2.22 billion, respectively, in aggregate for operating lease ROU assets and leasehold improvements under ASC Topic 360 as a part of our facilities consolidation restructuring efforts. The fair values of the impaired assets were estimated using discounted cash flow models (income approach) based on market participant assumptions with Level 3 inputs. The assumptions used in estimating fair value include the expected downtime prior to the commencement of future subleases, projected sublease income over the remaining lease periods, and discount rates that reflect the level of risk associated with receiving future cash flows. For additional information regarding our restructuring efforts, see Note 3 — Restructuring.

[Table of Contents](#)

Loss Contingencies

We are involved in legal proceedings, claims, and regulatory, tax or government inquiries and investigations that arise in the ordinary course of business. Certain of these matters include speculative claims for substantial or indeterminate amounts of damages. Additionally, we are required to comply with various legal and regulatory obligations around the world, and we regularly become subject to new laws and regulations in the jurisdictions in which we operate. The requirements for complying with these obligations may be uncertain and subject to interpretation and enforcement by regulatory and other authorities, and any failure to comply with such obligations could eventually lead to asserted legal or regulatory action. With respect to these matters, asserted and unasserted, we evaluate the associated developments on a regular basis and accrue a liability when we believe that it is both probable that a loss has been incurred and the amount can be reasonably estimated. If we determine there is a reasonable possibility that we may incur a loss and the loss or range of loss can be reasonably estimated, we We record such losses as general and administrative expenses on our consolidated statements of income income.

If we determine that a loss is probable or reasonably possible and the loss or range of loss can be reasonably estimated, we disclose the possible loss in the accompanying notes to the consolidated financial statements to the extent material.

Business Combinations

We allocate the fair value of purchase consideration to the tangible assets acquired, liabilities assumed and intangible assets acquired based on their estimated fair values as of the acquisition date. The excess of the fair value of purchase consideration over the fair values of these identifiable assets and liabilities is recorded as goodwill to reporting units based on the expected benefit from the business combination. Allocation of purchase consideration to identifiable assets and liabilities affects the amortization expense, as acquired finite-lived intangible assets are amortized over the useful life, whereas any indefinite-lived intangible assets, including goodwill, are not amortized. During the measurement period, which is not to exceed one year from the acquisition date, we record adjustments to the assets acquired and liabilities assumed, with the corresponding offset to goodwill. Upon the conclusion of the measurement period, any subsequent adjustments are recorded to earnings. Acquisition-related expenses are recognized separately from business combinations and are expensed as incurred.

[Table of Contents](#)

Goodwill and Intangibles Assets

We allocate goodwill to reporting units based on the expected benefit from business combinations. We evaluate our reporting units annually, as well as when changes in our operating segments occur. For changes in reporting units, we reassign goodwill using a relative fair value allocation approach. Goodwill is tested for impairment at the reporting unit level annually or more frequently if events or changes in circumstances would more likely than not reduce the fair value of a reporting unit below its carrying value. We have two reporting units, **Family of Apps (FoA) and Reality Labs (RL)**, subject to goodwill impairment testing. As of **December 31, 2023** **December 31, 2024**, no impairment of goodwill has been identified.

We evaluate the recoverability of finite-lived intangible assets for possible impairment whenever events or circumstances indicate that the carrying amount of such assets may not be recoverable. The evaluation of these intangible assets are performed at the lowest level for which identifiable cash flows are largely independent of the cash flows of other assets and liabilities. Recoverability of these assets is measured by a comparison of the carrying amounts to the future undiscounted cash flows the assets are expected to generate from the use and eventual disposition. If such review indicates that the carrying amount of a finite-lived intangible **assets asset** is not recoverable and the **assets asset's** fair value is less than the carrying amount, an impairment charge is recognized. **We have not recorded any material** **The** impairment charges **of finite-lived intangible assets were not material** during the **years reporting periods** presented.

Our finite-lived intangible assets are amortized on a straight-line basis over the estimated useful lives of the assets. Indefinite-lived intangible assets are not amortized. If an indefinite-lived intangible asset is subsequently determined to have a finite useful life, the asset will be tested for impairment and accounted for as a finite-lived intangible asset prospectively over its estimated remaining useful life. We routinely review the remaining estimated useful lives of finite-lived intangible assets. If we change the estimated useful life assumption for any asset, the remaining unamortized balance is amortized over the revised estimated useful life. **Intangible assets are included within other assets on our consolidated balance sheet.**

Foreign Currency

Generally, the functional currency of our international subsidiaries is the local currency. We translate the financial statements of these subsidiaries to U.S. dollars using month-end rates of exchange for assets and liabilities, and average rates of exchange for revenue, costs, and expenses. Translation gains and losses are recorded in accumulated other comprehensive

Table of Contents

income (loss) as a component of stockholders' equity. As of **December 31, 2023** **December 31, 2024** and **2022, 2023**, we had cumulative translation losses, net of tax, of **\$1.24** **\$2.66** billion and **\$1.86** **\$1.24** billion, respectively.

Foreign currency transaction gains and losses from transactions denominated in a currency other than the functional currency of the subsidiary involved are recorded within interest and other income (expense), net on our consolidated statements of income. Net losses resulting from foreign currency transactions were **\$690 million**, **\$366 million**, **\$81 million**, and **\$140** **\$81** million for the years ended **December 31, 2023** **December 31, 2024**, **2022, 2023**, and **2021, 2022**, respectively.

Credit Risk and Concentration

Our financial instruments that are potentially subject to concentrations of credit risk consist primarily of cash, cash equivalents, restricted cash, marketable **debt** securities, and accounts receivable. Cash equivalents consists mostly of money market funds, that primarily invest in U.S. government and agency securities. Marketable **debt** securities consist of investments in U.S. government securities, U.S. government agency securities, and investment grade corporate debt securities. As part of our cash management strategy, we concentrate cash deposits with large financial institutions and our marketable **debt** securities are held in diversified highly rated securities. Our investment portfolio in corporate debt securities is highly liquid and diversified among individual issuers. The amount of credit losses recorded for the year ended **December 31, 2023** **December 31, 2024** was not material.

Accounts receivable are typically unsecured and are derived from revenue earned from customers across different industries and countries. We generated **37%** **36%**, **40%** **37%**, and **41%** **40%** of our revenue for the years ended **December 31, 2023** **December 31, 2024**, **2022, 2023**, and **2021, 2022**, respectively, from marketers and developers based in the United States, with a majority of the revenue outside of the United States in **2023** **2024** coming from customers located in western Europe, China, Brazil, Australia, **Canada** **India** and **Japan**. **Canada**.

We perform ongoing credit evaluations of our customers and generally do not require collateral. We maintain an allowance for estimated credit losses, and bad debt expense on these losses was not material during the years ended

Table of Contents

December 31, December 31, 2024, 2023, 2022, or 2021, and 2022. In the event that accounts receivable collection cycles deteriorate, our operating results and financial position could be adversely affected.

No customer represented 10% or more of total revenue during the years ended **December 31, 2023** **December 31, 2024**, **2022, 2023**, and **2021, 2022**.

Recently Adopted Accounting Pronouncements

On April 1, 2023 Beginning in 2024 annual reporting, we early adopted Accounting Standards Update (ASU) No. 2023-01, 2023-07, *Leases Segment Reporting (Topic 842) 280*: *Common Control Arrangements Improvements to Reportable Segment Disclosures* (ASU 2023-01), which requires leasehold improvements associated with common control leases to be amortized over 2023-07) that was issued by the useful life to the common control group. The adoption of this Financial Accounting Standards Board (FASB). This new standard did not have a material impact requires an enhanced disclosure of significant segment expenses on our consolidated an annual and interim basis. Upon adoption, the guidance was applied retrospectively to all prior periods presented in the financial statements. statements, which resulted in the disclosure of employee compensation costs for each reportable segment. For additional information, see Note 16 — Segment and Geographical Information.

Accounting Pronouncements Not Yet Adopted

In November 2023, the Financial Accounting Standards Board (FASB) issued ASU No. 2023-07, *Segment Reporting (Topic 280): Improvements to Reportable Segment Disclosures* (ASU 2023-07), which requires an enhanced disclosure of significant segment expenses on an annual and interim basis. This guidance will be effective for the annual periods beginning the year ended December 31, 2024, and for interim periods beginning January 1, 2025. Early adoption is permitted. Upon adoption, the guidance should be applied retrospectively to all prior periods presented in the financial statements. We do not expect the adoption of this guidance to have a material impact on our consolidated financial statements.

In December 2023, the FASB issued ASU No. 2023-09, *Income Taxes (Topic 740): Improvements to Income Tax Disclosures* (ASU 2023-09), which improves the transparency of income tax disclosures by requiring consistent categories and greater disaggregation of information in the effective tax rate reconciliation and income taxes paid disaggregated by jurisdiction. It also includes certain other amendments to improve the effectiveness of income tax disclosures. This guidance new standard will be effective for the annual periods beginning the year ended December 31, 2025. Early The new standard permits early adoption is permitted. Upon adoption, the guidance and can be applied prospectively or retrospectively. We do not expect the adoption of this guidance to have a material impact on our consolidated financial statements.

In November 2024, the FASB issued ASU No. 2024-03, *Income Statement—Reporting Comprehensive Income—Expense Disaggregation Disclosures (Subtopic 220-40): Disaggregation of Income Statement Expenses* (ASU 2024-03). The new guidance requires disaggregated information about certain income statement expense line items on an annual and interim basis. This guidance will be effective for annual periods beginning the year ended December 31, 2027 and for interim periods thereafter. The new standard permits early adoption and can be applied prospectively or retrospectively. We are evaluating the effect that this guidance will have on our consolidated financial statements and related disclosures.

[Table of Contents](#)

Note 2. Revenue

Revenue disaggregated by revenue source and by segment consists of the following (in millions):

	Year Ended December 31,		
	2023	2022	2021
	2024	2023	2022
Advertising			
Other revenue			
Family of Apps			
Reality Labs			
Total revenue			

Revenue disaggregated by geography, based on the addresses of our customers, consists of the following (in millions):

	Year Ended December 31,		Year Ended December 31,			
	2023	2022	2021	2024		
United States and Canada ⁽¹⁾						
Europe ⁽³⁾						
Asia-Pacific ⁽²⁾						
Rest of World ⁽³⁾						
Total revenue						

(1) United States revenue was \$59.73 billion, \$49.78 billion, \$47.20 billion, and \$48.38 \$47.20 billion for the years ended December 31, 2023 December 31, 2024, 2022, 2023, and 2021, 2022, respectively.

(2) China revenue was \$13.69 billion \$18.35 billion, \$7.40 billion \$13.69 billion, and \$7.59 billion \$7.40 billion for the years ended December 31, 2023 December 31, 2024, 2022, 2023, and 2021, 2022, respectively.

(3) Europe includes Russia and Turkey, and Rest of World includes Africa, Latin America, and the Middle East.

Our total Total deferred revenue was \$675 million \$772 million and \$526 million \$675 million as of December 31, 2023 December 31, 2024 and 2022, 2023, respectively. As of December 31, 2023 December 31, 2024, we expect \$626 million \$721 million of our deferred revenue to be realized in less than a year.

[Table of Contents](#)

Note 3. Restructuring

2023 Restructuring

In March 2023, we announced three rounds of planned layoffs to further reduce our company size by approximately 10,000 employees across the Family of Apps (FoA) and Reality Labs (RL) segments (the 2023 Restructuring). Impacted employees in our recruiting, technology, and business groups were notified during March 2023 to May 2023. As of December 31, 2023, we have completed these employee layoffs. In certain regions, a small portion of the impacted employees continue to be included in our reported headcount through 2024. We recognized \$1.20 billion pre-tax severance and related personnel costs across the FoA and RL segments during the year ended December 31, 2023 in accordance with ASC Topic 420, *Exit or Disposal Cost Obligations*, where applicable.

A summary of our 2023 Restructuring pre-tax charges, including subsequent adjustments, recorded for severance and related personnel costs during the year ended December 31, 2023 is as follows (in millions):

	Year Ended December 31, 2023
Research and development	\$ 422
Marketing and sales	308
General and administrative	467
Total ⁽¹⁾	\$ 1,197

(1) Includes \$101 million of share-based compensation expense recognized for the 2023 layoffs during the year ended December 31, 2023.

The 2023 Restructuring charges recorded under our FoA segment were \$1.10 billion and RL segment were \$96 million during the year ended December 31, 2023.

The following is a summary of changes in the accrued severance and other personnel liabilities related to the 2023 layoff activities, included within accrued expenses and other current liabilities on our consolidated balance sheets (in millions):

	Severance Liabilities
Balance as of January 1, 2023	\$ —
Severance and other personnel costs	1,097
Cash payments	(1,021)
Balance as of December 31, 2023	\$ 76

2022 Restructuring

In 2022, we initiated several measures to pursue greater efficiency and to realign our business and strategic priorities. These measures included a facilities consolidation strategy to sublease, early terminate, or abandon several office buildings under operating leases, a layoff of approximately 11,000 employees across the FoA Family of Apps (FoA) and RL Reality Labs (RL) segments, and a pivot towards a next generation data center design, including cancellation of multiple data center projects (the 2022 Restructuring). As of December 31, 2023 December 31, 2024, we have completed the data center initiatives and the 2022 employee layoffs, and substantially completed the facilities consolidation restructuring initiatives.

[Table of Contents](#)

A summary of our 2022 Restructuring pre-tax charges for the years ended December 31, 2023 December 31, 2024, 2023, and 2022, including subsequent adjustments, is as follows (in millions):

	Year Ended December 31, 2023				Year Ended December 31, 2022			
	Facilities Consolidation	Severance and Other Personnel Costs	Data Center Assets ⁽¹⁾	Total	Facilities Consolidation	Severance and Other Personnel Costs	Data Center Assets	Total
	Year Ended December 31,							
	2024 ⁽¹⁾	2023	2022					
Cost of revenue								
Research and development								

Marketing and sales
General and administrative
Total

(1) Relates The 2024 charges are all related to changes in estimates in our data center restructuring charges recorded during 2022, facilities consolidation.

	Plan to Date			
	Severance and Other Personnel			Total
	Facilities Consolidation	Costs	Data Center Assets	
Cost of revenue	\$ 362	\$ —	\$ 1,116	\$ 1,478
Research and development	3,146	399	—	3,545
Marketing and sales	854	233	—	1,087
General and administrative	828	316	—	1,144
Total	\$ 5,190	\$ 948	\$ 1,116	\$ 7,254

Total restructuring charges recorded under our FoA segment were \$1.74 billion \$305 million, \$1.74 billion, and \$4.10 billion, and RL segment were \$84 million, \$516 million and \$515 million for the years ended December 31, 2023 December 31, 2024, 2023, and 2022, respectively.

2023 Restructuring

The following is a summary of changes in the 2023 Restructuring charges for severance and other related personnel liabilities related to costs were \$1.20 billion for the 2022 layoff activities, included within accrued expenses and other current liabilities on our consolidated balance sheets (in millions):

	Severance Liabilities
Balance as of January 1, 2022	\$ —
Severance and other personnel costs	975
Cash payments	(203)
Balance as of December 31, 2022	772
Adjustments and foreign exchange	(35)
Cash payments	(737)
Balance as of December 31, 2023	\$ —

year ended December 31, 2023. We completed the 2023 restructuring as of December 31, 2023.

Table of Contents

Note 4. Earnings per Share

We compute earnings per share (EPS) The holders of our Class A and Class B common stock using the two-class method. As the (together, "common stock") have identical liquidation and dividend rights but different voting rights. Accordingly, we present the earnings per share (EPS) for both Class A and Class B common stock are identical, the undistributed earnings are allocated on a proportionate basis to the weighted-average number of common shares outstanding for the period, together.

Basic EPS is computed by dividing net income by the weighted-average number of shares of our Class A and Class B common stock outstanding. For the calculation of diluted Diluted EPS is computed by dividing net income for basic EPS is adjusted by the effect weighted-average number of dilutive securities, including restricted fully diluted common stock units (RSUs) awards under our Equity Incentive Plan.

In addition, the computation of the diluted EPS of Class A common stock outstanding and assumes the conversion of our Class B common stock to Class A common stock, while the diluted EPS of Class B common stock does not assume the conversion of those shares to stock.

Class A common stock. Diluted EPS is computed by dividing stock equivalent of restricted stock units (RSUs) with anti-dilutive effect were not material for the resulting net income by the weighted-average number of fully diluted common shares outstanding.

year ended December 31, 2024. For the years ended December 31, 2023, and 2022, approximately 16 million and 95 million shares of Class A common stock equivalents of RSUs were excluded from the diluted EPS calculation, respectively, as including them would have an anti-dilutive effect. RSUs with anti-dilutive effect were not material for the year ended December 31, 2021.

Basic and diluted EPS are the same for each class of common stock because they are entitled to the same liquidation and dividend rights.

The numerators and denominators of the basic and diluted EPS computations for our common stock are calculated as follows (in millions, except per share amounts):

	Year Ended December 31,						Year Ended December 31,		
	2023		2022		2021		2024		2023 (2)
	Class		Class		Class		Class		2022 (2)
	A	B	A	B	A	B	A	B	
Basic EPS:	Basic EPS:						Basic EPS:		
Numerator	Numerator						Numerator		
Distributed earnings									
Undistributed earnings									
Net income									
Denominator	Denominator						Denominator		
Shares used in computation of basic earnings per share									
Shares used in computation of basic EPS (1)									
Basic EPS									
Diluted EPS:	Diluted EPS:								
Numerator	Numerator								
Net income									
Reallocation of net income as a result of conversion of Class B to Class A common stock									
Reallocation of net income to Class B common stock									
Numerator									
Numerator									
Net income for diluted EPS									
Denominator	Denominator						Denominator		
Shares used in computation of basic earnings per share									
Conversion of Class B to Class A common stock									
Weighted-average effect of dilutive RSUs									
Shares used in computation of diluted earnings per share									
Shares used in computation of basic EPS (1)									
Effect of dilutive RSUs									
Shares used in computation of diluted EPS									
Diluted EPS									

- (1) Includes 2,189 million, 2,220 million, and 2,285 million shares of Class A common stock and 345 million, 354 million, and 402 million shares of Class B common stock, for the years ended December 31, 2024, 2023, and 2022, respectively.
- (2) The prior period EPS for Class A and Class B common stock has been presented together to conform with current period presentation, which had no impact on our previously reported basic or diluted EPS.

We declared and paid four quarterly cash dividends, including dividend equivalents, totaling \$2.00 for each share of common stock during the year ended December 31, 2024. Total dividends and dividend equivalents paid for Class A and Class B common stock were \$4.38 billion and \$691 million, respectively, during the year ended December 31, 2024. EPS for Class B common stock is not presented separately as under the two-class method Class A and Class B EPS is not meaningfully different.

Table of Contents

Note 5. Financial Instruments

Instruments Measured at Fair Value Measurements

We classify our cash equivalents, marketable securities, and marketable debt securities restricted cash equivalents are classified within Level 1 or Level 2 of the fair value hierarchy because we use their fair values are derived from quoted market prices or alternative pricing sources and models utilizing market observable inputs to determine their fair value inputs. Certain other assets are classified within Level 3 because factors used to develop the estimated fair value are unobservable inputs that are not supported by market activity.

The following tables summarize our assets measured at fair value on a recurring basis and the classification by level of input within the fair value hierarchy (in millions):

Description	Description	December 31, 2023	Fair Value Measurement at Reporting Date Using			Description	December 31, 2024	Fair Value Measurement at Reporting Date Using		
			Quoted Prices in Active Markets for Identical Assets	Significant Other Observable Inputs	Significant Unobservable Inputs			Quoted Prices in Active Markets for Identical Assets	Significant Other Observable Inputs	Significant Unobservable Inputs
			(Level 1)	(Level 2)	(Level 3)			(Level 1)	(Level 2)	(Level 3)
Cash										
Cash equivalents:										
Cash equivalents:										
Cash equivalents:										
Money market funds										
Money market funds										
Money market funds										
U.S. government and agency securities										
Time deposits										
Time deposits										
Time deposits										
Corporate debt securities										
Total cash and cash equivalents										
Total cash equivalents										
Marketable securities:										
U.S. government securities										
U.S. government securities										
U.S. government securities										
U.S. government agency securities										
Corporate debt securities										
Total marketable securities										
Total marketable securities										
Marketable equity securities										
Total marketable securities										
Restricted cash equivalents										
Other assets										
Total										

[Table of Contents](#)

Description	Description	December 31, 2022	Fair Value Measurement at Reporting Date Using			Description	December 31, 2023	Fair Value Measurement at Reporting Date Using		
			Quoted Prices in Active Markets for Identical Assets (Level 1)	Significant Other Observable Inputs (Level 2)	Significant Unobservable Inputs (Level 3)			Quoted Prices in Active Markets for Identical Assets (Level 1)	Significant Other Observable Inputs (Level 2)	Significant Unobservable Inputs (Level 3)
Cash										
Cash equivalents:										
Cash equivalents:										

Cash equivalents:

Money market funds
Money market funds
Money market funds
U.S. government and agency securities
Time deposits
Corporate debt securities
Total cash and cash equivalents
Total cash equivalents

Marketable securities:

U.S. government securities
U.S. government securities
U.S. government securities
U.S. government agency securities
Corporate debt securities
Marketable equity securities
Total marketable securities
Total marketable securities
Total marketable securities

Restricted cash equivalents

Other assets

Total

Unrealized Losses

The following tables summarize our available-for-sale marketable debt securities and cash equivalents with unrealized losses as of December 31, 2023December 31, 2024 and 2022, 2023, aggregated by major security type and the length of time that individual securities have been in a continuous loss position (in millions):

December 31, 2023						December 31, 2024							
Less than 12 months		Less than 12 months		12 months or greater	Total	Less than 12 months		12 months or greater	Total				
Fair Value	Fair Value	Unrealized Losses	Fair Value	Unrealized Losses	Fair Value	Fair Value	Unrealized Losses	Fair Value	Unrealized Losses	Fair Value	Unrealized Losses	Fair Value	Unrealized Losses

U.S. government securities

U.S. government agency securities

Corporate debt securities

Total

December 31, 2022						December 31, 2023							
Less than 12 months		Less than 12 months		12 months or greater	Total	Less than 12 months		12 months or greater	Total				
Fair Value	Fair Value	Unrealized Losses	Fair Value	Unrealized Losses	Fair Value	Fair Value	Unrealized Losses	Fair Value	Unrealized Losses	Fair Value	Unrealized Losses	Fair Value	Unrealized Losses

U.S. government securities

U.S. government agency securities

Corporate debt securities

Total

The decrease in the gross unrealized losses for the year ended December 31, 2023 is mostly due to a shorter average portfolio duration. The allowance for credit losses and the gross unrealized gains on our marketable debt securities were not material as of December 31, 2023 December 31, 2024 and 2022.

2023.

[Table of Contents](#)

Contractual Maturities

The following table classifies our marketable debt securities by contractual maturities (in millions):

		December 31, 2023 2024	
Due within one year	\$	7,120	7,847
Due after one year to five years		16,421	24,853
Total	\$	23,541	32,700

Instruments Measured at Fair Value on Non-recurring Basis

Our non-marketable equity securities accounted for using the measurement alternative are measured at fair value on a non-recurring basis and are classified within Level 3 of the fair value hierarchy because we use significant unobservable inputs to estimate their fair value. Assets remeasured at fair value on a non-recurring basis within Level 3 during For the years ended December 31, 2023 December 31, 2024 and 2022 2023, changes in the fair value recorded for these non-marketable equity securities were \$53 million and \$198 million, respectively, not material. For additional information, see Note 6 — Non-marketable Equity Securities.

Note 6. Non-marketable Equity Securities

Our non-marketable equity securities are investments in privately-held companies without readily determinable fair values. The following table summarizes our non-marketable equity securities that were measured using measurement alternative and equity method (in millions):

		December 31,	
		2023	2022
		2024	2023
Non-marketable equity securities under measurement alternative:			
Initial cost			
Initial cost			
Initial cost		\$ 6,389	\$ 6,388
Cumulative upward adjustments	Cumulative upward adjustments	293	293
Cumulative impairment/downward adjustments	Cumulative impairment/downward adjustments	(599)	(497)
Carrying value	Carrying value	6,083	6,184
Non-marketable equity securities under equity method	Non-marketable equity securities under equity method	58	17
Total		\$ 6,141	\$ 6,201
Total non-marketable equity securities			

During the years ended December 31, 2023 December 31, 2024, 2022 2023 and 2021, 2022, impairment and downward adjustments recorded for our non-marketable equity securities that were measured using measurement alternative was \$101 million, \$447 million \$42 million, \$101 million, and immaterial, \$447 million, respectively.

[Table of Contents](#)

Note 7. Property and Equipment

Property and equipment, net consists of the following (in millions):

December 31,		December 31,	
2023	2022	2024	2023

Land
Servers and network assets
Buildings
Leasehold improvements
Equipment and other
Finance lease right-of-use assets
Construction in progress
Property and equipment, gross
Less: Accumulated depreciation
Property and equipment, net

Construction in progress includes costs mostly related to construction of data centers, network infrastructure and servers. As of December 31, 2023, and 2022, construction in progress also included \$1.40 billion and \$2.18 billion of servers and network assets components stored by our suppliers until required by our design manufacturers to fulfill certain purchase orders, respectively.

Depreciation expense on property and equipment was \$15.29 billion, \$11.02 billion, \$8.50 billion, and \$7.56\$8.50 billion for the years ended December 31, 2023December 31, 2024, 2022, 2023, and 2021, 2022, respectively. Within property and equipment, our servers and network assets depreciation expenses were \$7.32 billion\$11.34 billion, \$5.29\$7.32 billion, and \$4.94\$5.29 billion for the years ended December 31, 2023December 31, 2024, 2022, 2023, and 2021, 2022, respectively. During the year ended December 31, 2023, December 31, 2024 and 2023, we capitalized \$384 million and \$283 million of interest expense related to certain eligible construction in progress assets. assets, respectively.

During the years year ended December 31, 2023December 31, 2024, 2023, and 2022, we recorded \$671 million and \$508 million of total impairment losses, mostly including restructuring charges, for leasehold improvements assets as part of our facilities consolidation restructuring efforts, property and equipment were \$288 million, \$738 million and \$2.01 billion, respectively. For additional information, see Note 3 — Restructuring.

Note 8. Leases

We have entered into various non-cancelable operating lease agreements mostly for our offices, data centers, offices and colocations. We have also entered into various non-cancelable finance lease agreements for certain network infrastructure. Our leases have original lease periods expiring between 2024 2025 and 2093. Many leases include one or more options to renew.

The components of lease costs are as follows (in millions):

	Year Ended December 31,		
	2023	2022	2021
	2024	2023	2022
Finance lease cost:			
Amortization of right-of-use assets			
Amortization of right-of-use assets			
Amortization of right-of-use assets			
Interest			
Operating lease cost			
Variable lease cost and other, net			
Total lease cost			
Variable lease cost and other			
Total			

[Table of Contents](#)

We also recorded \$385 million, \$1.76 billion, and \$1.71 billion net impairment losses for operating lease right-of-use assets as a part of our facilities consolidation restructuring efforts for the years ended December 31, 2023December 31, 2024, 2023, and 2022, respectively. For additional information, see Note 3 — Restructuring.

[Table of Contents](#)

Supplemental balance sheet information related to lease liabilities is as follows:

		December 31,			
		2023	2022		
		2024	2023		
Weighted-average remaining lease term:					
Finance leases					
Finance leases					
Finance leases		14.0 years	14.4 years	13.7 years	14.0 years
Operating leases	Operating leases	11.6 years	12.5 years	Operating leases	11.5 years
Operating leases					11.6 years
Weighted-average discount rate:					
Finance leases					
Finance leases					
Finance leases		3.4 %	3.1 %	3.6 %	3.4 %
Operating leases	Operating leases	3.7 %	3.2 %	Operating leases	3.9 %
Operating leases					3.7 %

The following is a schedule, by years, of maturities of lease liabilities as of **December 31, 2023** **December 31, 2024** (in millions):

	Operating Leases	Operating Leases	Finance Leases	Operating Leases	Finance Leases
2024					
2025					
2026					
2027					
2028					
2029					
Thereafter					
Total undiscounted cash flows					
Less: Imputed interest					
Present value of lease liabilities ⁽¹⁾					
Lease liabilities, current					
Lease liabilities, current					
Lease liabilities, current					
Lease liabilities, non-current					
Present value of lease liabilities ⁽¹⁾					

(1) Lease liabilities include operating leases under restructuring as a part of our facilities consolidation efforts. For additional information, see Note 3 — Restructuring.

The table above does not include lease payments that were not fixed at commencement or lease modification. As of **December 31, 2023** **December 31, 2024**, we have additional operating and finance leases, that have not yet commenced, with **total** lease obligations of approximately **\$7.07** **\$34.12** billion, and **\$1.37** billion, respectively, mostly for data centers, **colocations**, **network infrastructure**, and **network infrastructure**. **colocations**. These operating and finance leases will commence between **2024** **2025** and **2028** **2030** with lease terms of greater than one year to 30 years.

Table of Contents

Supplemental cash flow information related to leases is as follows (in millions):

		Year Ended December 31,		
		2023	2022	2021
		2024	2023	2022
Cash paid for amounts included in the measurement of lease liabilities:				
Operating cash flows for operating leases ⁽¹⁾				
Operating cash flows for operating leases ⁽¹⁾				
Operating cash flows for operating leases ⁽¹⁾				
Operating cash flows for finance leases				
Financing cash flows for finance leases				
Lease liabilities arising from obtaining right-of-use assets:				
Operating leases				

Operating leases
Operating leases
Finance leases

(1) Cash flows for operating leases during the year ended December 31, 2023 December 31, 2024 and 2023 include cash paid for terminations of certain operating leases.

Table of Contents

Note 9. Acquisitions, Goodwill and Intangible Assets

During the year ended December 31, 2023, we completed business acquisitions with total purchase consideration of \$467 million in cash, including \$88 million and \$352 million allocated to intangible assets and goodwill, respectively. Goodwill generated from these our business acquisitions was primarily attributable to expected synergies and potential monetization opportunities. The amount of goodwill generated that was deductible for tax purposes was not material. Acquisition-related costs were immaterial and were expensed as incurred. Pro forma historical results of operations related to these business acquisitions have not been presented because they are not significant to our consolidated financial statements, either individually or in aggregate. We have included the financial results of these acquired businesses in our consolidated financial statements from their respective dates of acquisition.

Changes in the carrying amount of goodwill by reportable segment for the years ended December 31, 2023 December 31, 2024 and 2022 2023 are as follows (in millions):

	Family of Apps	Family of Apps	Reality Labs	Total	Family of Apps	Reality Labs	Total
Goodwill at December 31, 2021							
December 31, 2022							
Acquisitions							
Adjustments							
Goodwill at December 31, 2022							
December 31, 2023							
Acquisitions							
Adjustments							
Goodwill at December 31, 2023							
December 31, 2024							
December 31, 2024							
December 31, 2024							

Table of Contents

The following table sets forth the major categories of the intangible assets and their weighted-average remaining useful lives (in millions):

December 31, 2023									December 31, 2022						
December 31, 2024									December 31, 2023						
Weighted-Average Remaining Useful Lives (in years)	Weighted-Average Remaining Useful Lives (in years)	Gross Carrying Amount	Accumulated Amortization	Net Carrying Amount	Gross Carrying Amount	Accumulated Amortization	Net Carrying Amount		Weighted-Average Remaining Useful Lives (in years)	Gross Carrying Amount	Accumulated Amortization	Net Carrying Amount	Gross Carrying Amount	Accumulated Amortization	Net Carrying Amount
Acquired technology															
Acquired technology															
Acquired technology															
Acquired patents															
Other															
Other															
Acquired software															
Other															

Total finite-lived assets
Total indefinite-lived assets
Total intangible assets
Total

Amortization expense of intangible assets for the years ended **December 31, 2023**, **December 31, 2024**, **2023**, and **2022** and **2021** was **\$211 million**, \$161 million, **\$185 million**, and **\$407** **\$185 million**, respectively.

As of **December 31, 2023**, **December 31, 2024**, expected amortization expense for the unamortized finite-lived intangible assets for the next five years and thereafter is as follows (in millions):

2024
2025
2026
2027
2028
2029
Thereafter
Total

[Table of Contents](#)

Note 10. Long-term Debt

As of **December 31, 2023**, **December 31, 2024** and **2023**, we had **\$29.0 billion** and \$18.50 billion of fixed-rate senior unsecured notes (the Notes), **respectively**, including **\$10.0 billion** **\$10.50 billion of Notes** issued in August **2022** and **\$8.50 billion issued in May 2023**, **2024**. The following table summarizes the Notes and the carrying amount of our **long-term** debt (in millions, except percentages):

	Maturity	Stated Interest Rate	Effective Interest Rate	December 31, 2023	December 31, 2022
August 2022 debt:					
2027 Notes	2027	3.50%	3.63%	\$ 2,750	\$ 2,750
2032 Notes	2032	3.85%	3.92%	3,000	3,000
2052 Notes	2052	4.45%	4.51%	2,750	2,750
2062 Notes	2062	4.65%	4.71%	1,500	1,500
May 2023 debt:					
2028 Notes	2028	4.60%	4.68%	1,500	
2030 Notes	2030	4.80%	4.90%	1,000	
2033 Notes	2033	4.95%	5.00%	1,750	
2053 Notes	2053	5.60%	5.64%	2,500	
2063 Notes	2063	5.75%	5.79%	1,750	
Total face amount of long-term debt				18,500	10,000
Unamortized discount and issuance costs, net				(115)	(77)
Long-term debt				\$ 18,385	\$ 9,923

	Maturity	Stated Interest Rate	Effective Interest Rate	December 31, 2024	December 31, 2023
August 2022 Notes:	2027 - 2062	3.50% - 4.65%	3.63% - 4.71%	\$ 10,000	\$ 10,000
May 2023 Notes:	2028 - 2063	4.60% - 5.75%	4.68% - 5.79%	8,500	8,500
August 2024 Notes:	2029 - 2064	4.30% - 5.55%	4.42% - 5.60%	10,500	—

Total face amount of long-term debt	29,000	18,500
Unamortized discount and issuance costs, net	(174)	(115)
Long-term debt	<u>\$ 28,826</u>	<u>\$ 18,385</u>

Each series of the Notes in the table above rank equally with each other. Interest on the Notes is payable semi-annually in arrears. We may redeem the Notes at any time, in whole or in part, at specified redemption prices. We are not subject to any financial covenants under the Notes. Interest expense, net of capitalized interest, recognized on the debt Notes was \$683 million, \$420 million, and \$160 million for the years ended December 31, 2023, December 31, 2024, 2023, and 2022, respectively.

The total estimated fair value of our outstanding debt Notes was \$18.48 \$27.83 billion and \$8.63 \$18.48 billion as of December 31, 2023, December 31, 2024 and 2022, 2023, respectively. The fair value was is determined based on the closing trading price per \$100 quoted prices at the end of the Notes reporting periods and is categorized accordingly as Level 2 in the fair value hierarchy.

As of December 31, 2023, December 31, 2024, future principal payments for the Notes, by year, are as follows (in millions):

2024 through 2026
2025 through 2026
2027
2028
2029
Thereafter
Total outstanding debt
Total

[Table of Contents](#)

Note 11. Accrued Expenses and Other Current Liabilities

The components of accrued expenses and other current liabilities are as follows (in millions):

	December 31,	
	2023	2022
	2024	2023
Legal-related accruals ⁽¹⁾		
Accrued compensation and benefits		
Accrued property and equipment		
Accrued taxes		
Other current liabilities		
Accrued expenses and other current liabilities		
Total		

(1) Includes accruals for estimated fines, settlements, or other losses in connection with legal and related matters, as well as other legal fees. For further information, see *Legal and Related Matters* in Note 12 — Commitments and Contingencies.

The components of other liabilities are as follows (in millions):

	December 31,	
	2023	2022
Income tax payable, non-current	\$ 7,514	\$ 6,645
Other non-current liabilities	1,370	1,119
Other liabilities	<u>\$ 8,884</u>	<u>\$ 7,764</u>

[Table of Contents](#)

Note 12. Commitments and Contingencies

Contractual Commitments

We have \$16.49 \$32.82 billion of non-cancelable contractual commitments as of December 31, 2023 December 31, 2024, which are primarily related to our investments in servers and network infrastructure, and consumer hardware products in Reality Labs, content costs. The following is a schedule, by years, of non-cancelable contractual commitments as of December 31, 2023 December 31, 2024 (in millions):

2024
2025
2026
2027
2028
2029
Thereafter
Total

Additionally, as part of the normal course of business, we have entered into multi-year agreements to purchase renewable energy that do not specify a fixed or minimum volume commitment or to purchase certain server components that do not specify a fixed or minimum price commitment. We enter into these agreements in order to secure either volume or price. Using the expected volume consumption, the total estimated spend related to our renewable energy agreements as of December 31, 2023 is December 31, 2024 was approximately \$15.12 \$24.97 billion, a majority of which is due beyond five years. The ultimate spend under these agreements may vary and will be based on actual volume purchased.

[Table of Contents](#)

Legal and Related Matters

With respect to the cases, actions, and inquiries described below, we evaluate the associated developments on a regular basis and accrue a liability when we believe a loss is probable and the amount can be reasonably estimated. In addition, we believe there is a reasonable possibility that we may incur a loss in some of these matters. With Unless otherwise noted, with respect to the matters described below that do not include an estimate of the amount of loss or range of possible loss, such losses or range of possible losses either cannot be estimated or are not individually material, but we believe there is a reasonable possibility that they may be material in the aggregate.

We are also party to various other legal proceedings, claims, and regulatory, tax or government inquiries and investigations that arise in the ordinary course of business. Additionally, we are required to comply with various legal and regulatory obligations around the world. The requirements for complying with these obligations may be uncertain and subject to interpretation and enforcement by regulatory and other authorities, and any failure to comply with such obligations could eventually lead to asserted legal or regulatory action. With respect to these other legal proceedings, claims, regulatory, tax, or government inquiries and investigations, and other matters, asserted and unasserted, we evaluate the associated developments on a regular basis and accrue a liability when we believe a loss is probable and the amount can be reasonably estimated. In addition, we believe there is a reasonable possibility that we may incur a loss in some of these other matters. We believe that the amount of losses or any estimable range of possible losses with respect to these other matters will not, either individually or in the aggregate, have a material adverse effect on our business and consolidated financial statements.

The ultimate outcome of the legal and related matters described in this section, such as whether the likelihood of loss is remote, reasonably possible, or probable, or if and when the reasonably possible range of loss is estimable, is inherently uncertain. Therefore, if one or more of these matters were resolved against us for amounts in excess of management's estimates of loss, our results of operations and financial condition, including in a particular reporting period in which any such outcome becomes probable and estimable, could be materially adversely affected.

For information regarding income tax contingencies, see Note 15 — Income Taxes.

[Table of Contents](#)

Privacy and Related Matters

Beginning on March 20, 2018, multiple putative class actions were filed in state and federal courts in the United States and elsewhere against us and certain of our directors and officers alleging various causes of action in connection with our platform and user data practices as well as the misuse of certain data by a developer that shared such data with third parties in violation of our terms and policies, and seeking unspecified damages and injunctive relief. With respect to the putative class actions alleging fraud and violations of consumer protection, privacy, and other laws in connection with the same matters, several of the cases brought on behalf of consumers in the United States were consolidated in the U.S. District Court for the Northern District of California (*In re Facebook, Inc., Consumer Privacy User Profile Litigation*). On September 9, 2019, the court granted, in part, and denied, in part, our motion to dismiss the consolidated putative consumer class action. On December 22, 2022, the parties entered into a settlement agreement to resolve the lawsuit, which provides for a payment of \$725 million by us. The settlement was approved by the court on October 10, 2023, and the payment was made in November 2023. Two objectors appealed final approval (one of which was voluntarily dismissed as of June 24, 2024). The objection is fully briefed and will be heard on February 7, 2025. In addition, our platform and user data practices, as well as the events surrounding the misuse of certain data by a developer, became the subject of U.S. Federal Trade Commission (FTC), state attorneys general, and other government inquiries in the United States, Europe, and other jurisdictions. We entered into a settlement and modified consent order to resolve the FTC inquiry, which took effect in April 2020. Among other matters, our settlement with the FTC required us to pay a penalty of \$5.0 billion which was paid in April 2020 upon the effectiveness of the modified consent order. The state attorneys general inquiry inquiries and litigation and certain government inquiries in other jurisdictions remain ongoing. On

June 1, 2023, the court presiding over the lawsuit filed by the District of Columbia granted our motion for summary judgment, resolving the case in our favor. On June 29, 2023, the District of Columbia filed a notice of appeal. The appeal is fully briefed and will be heard on January 30, 2025. Trial in the New Mexico Attorney General's case is scheduled to begin on December 1, 2025. On July 16, 2021, a stockholder derivative action was filed in Delaware Court of Chancery against certain of our directors and officers asserting breach of fiduciary duty and related claims relating to our historical platform and user data practices, as well as our settlement with the FTC. On July 20, 2021, other stockholders filed an amended derivative complaint in a related Delaware Chancery Court action, asserting breach of fiduciary duty and related claims against certain of our current and former directors and officers in connection with our historical platform and user data practices. On November 4, 2021, the lead plaintiffs filed a second amended and consolidated complaint in the stockholder derivative action. The pending consolidated matter is *In re Facebook Inc. Derivative Litigation*. On January 19, 2022, we filed a motion to dismiss, which was denied in part on May 10, 2023. The insider trading claim was dismissed as to all defendants except Mark Zuckerberg, and the motion was denied as to the breach of fiduciary duty claims. Trial is scheduled to begin on April 2, 2025.

[Table of Contents](#)

On May 3, 2023, the FTC filed a public administrative proceeding (*In the Matter of Facebook, Inc.*) seeking substantial changes to the modified consent order, which took effect in April 2020 after its entry by the U.S. District Court for the District of Columbia. The changes sought by the FTC are set forth in a proposed order and include, among others, a prohibition on our use of minors' data for any commercial purposes, changes to the composition of our board of directors, and significant limitations on our ability to modify and launch new products. On May 31, 2023, we filed a motion before the U.S. District Court for the District of Columbia (*USA v. Facebook, Inc.*) seeking to enjoin the FTC from further pursuing its agency process to modify the modified consent order. On November 27, 2023, the district court denied our motion, and we have then appealed to the U.S. Court of Appeals for the District of Columbia Circuit (*U.S. v. Facebook, Inc.*) and sought to stay the FTC proceeding pending resolution of the appeal. On January 12, 2024, the district court denied our motion for a stay pending appeal was denied in March 2024. The underlying appeal was then briefed and oral argument was held on January 25, 2024, we filed a motion for a stay pending appeal before the November 5, 2024. The U.S. Court of Appeals. Appeals for the District of Columbia Circuit has yet to rule.

On November 29, 2023, we separately filed a complaint, also in the U.S. District Court for the District of Columbia (*Meta Platforms, Inc. v. FTC*), asserting constitutional challenges to the structure of the FTC, and seeking to preliminarily enjoin the FTC proceeding during the pendency of the litigation. On December 13, 2023, the FTC filed an opposition to our motion for preliminary injunction and a motion to dismiss the complaint. Oral argument on March 14, 2024, the district court denied our motion to preliminarily enjoin the FTC proceeding during the pendency of the litigation, and also denied the FTC's motion to dismiss is scheduled our complaint without prejudice, pending the U.S. Supreme Court's decision in *SEC v. Jarkesy (Jarkesy)*. Our motion for March 1, 2024. If a stay of the FTC proceeding is not enjoined or pending appeal was denied in March 2024. Both the district court action and the appeal were stayed pending the Supreme Court's decision in *Jarkesy*. Following the Supreme Court's ruling in *Jarkesy* on June 27, 2024, the government filed a renewed motion to dismiss, which was fully briefed as of October 18, 2024. The district court has yet to rule. The parties are required to report back to the circuit court within 30 days of the district court's disposition of the FTC's motion to dismiss.

[Table of Contents](#)

On April 1, 2024, we filed our response to the FTC's Order to Show Cause, arguing, among other things, that the Order to Show Cause proceeding was legally improper. Per FTC orders, we completed briefing on threshold legal issues on July 18, 2024, and the FTC held oral argument before the Commissioners on those issues on November 12, 2024. On January 10, 2025, the Commission issued a decision on certain threshold legal issues, including that the Commission has statutory authority to modify consent orders. The Commission stated that its decision is subject to Meta's jurisdictional challenges currently pending before the U.S. Court of Appeals for the District of Columbia Circuit in *U.S. v. Facebook, Inc.*, and that the proceeding will nature and scope of any further administrative proceedings would be due on March 15, 2024, after which time addressed at a later date. Through the administrative process, the FTC could amend the order to impose these the additional requirements set forth in the proposed order. We should have the opportunity to appeal an FTC decision modifying the order and could request the appellate court to stay the enforcement of the modifications to the order while the appeal is pending. It is unclear whether the appeal or the request for a stay would be successful.

We also notify the Irish Data Protection Commission (IDPC), our lead European Union privacy regulator under the General Data Protection Regulation (GDPR), of certain other personal data breaches and privacy issues, issue similar notifications to European regulators under other laws (such as UK GDPR and Member State implementations of the ePrivacy Directive), and are subject to inquiries and investigations by the IDPC and other European regulators regarding various aspects of our regulatory compliance. For example, the IDPC is continuing to assess the compliance of our "subscription for no ads" consent model with requirements under the GDPR. In addition, on May 12, 2023, the IDPC issued a Final Decision concluding that Meta Platforms Ireland's reliance on Standard Contractual Clauses in respect of certain transfers of European Economic Area (EEA) Facebook user data was not in compliance with the GDPR. The IDPC issued an administrative fine of EUR €1.2 billion as well as corrective orders, which is described further in "Legal Proceedings" contained in Part I, Item 3 of this Annual Report on Form 10-K. The interpretation of the GDPR is still evolving, including through decisions of the Court of Justice of the European Union, and draft decisions in investigations by the IDPC are subject to review by other European privacy regulators as part of the GDPR's cooperation and consistency mechanisms, which may lead to significant changes in the final outcome of such investigations. As a result, the interpretation and enforcement of the GDPR, as well as the imposition and amount of penalties for non-compliance, are subject to significant uncertainty. Although we are vigorously defending our regulatory compliance, we have accrued significant amounts for loss contingencies related to these inquiries and investigations in Europe, and we believe there is a reasonable possibility that additional accruals for losses related to these matters could be material individually or in the aggregate.

On February 14, 2022, the State of Texas filed a lawsuit against us in Texas state court (*Texas v. Meta Platforms, Inc.*) alleging that "tag suggestions" and other uses of facial recognition technology violated the Texas Capture or Use of Biometric Identifiers Act and the Texas Deceptive Trade Practices-Consumer Protection Act, and seeking statutory damages and injunctive relief. The case is currently scheduled for trial in June 2024.

Beginning on June 7, 2021, multiple putative class actions were filed against us alleging that we improperly received individuals' information from third-party websites or apps via our business tools in violation of our terms and various state and federal laws and seeking unspecified damages and injunctive relief (for example, *In re Meta Pixel Healthcare*

Litigation; In re Meta Pixel Tax Filing Cases; Frasco v. Flo Health, Inc.; Doe v. Hey Favor, Inc. et al.; Doe v. GoodRx Holdings, Inc. et al. in the U.S. District Court for the Northern District of California; and *Rickwalder, et al. v. Meta Platforms, Inc.* in the [California Supreme Santa Clara County Superior Court](#)). [These cases are in different stages, but several of our motions to dismiss have been denied in whole or in part, while certain others have been granted in whole or in part. We are currently in discovery and litigating class certification in the cases that are most advanced.](#)

Competition

We are subject to various litigation and government inquiries and investigations, formal or informal, by competition authorities in the United States, Europe, and other jurisdictions. Such investigations, inquiries, and lawsuits concern, among other things, our business practices in the areas of social networking or social media services, digital advertising, and/or mobile or online applications, as well as our acquisitions. For example, in 2019 we became the subject of antitrust investigations by the FTC and U.S. Department of Justice. On December 9, 2020, the FTC filed a complaint (*FTC v. Meta Platforms, Inc.*) against us in the U.S. District Court for the District of Columbia alleging that we engaged in anticompetitive conduct and unfair methods of competition in violation of Section 5 of the Federal Trade Commission Act and Section 2 of

[Table of Contents](#)

the Sherman Act, including by acquiring Instagram in 2012 and WhatsApp in 2014 and by maintaining conditions on access to our platform. The FTC sought a permanent injunction against our company's alleged violations of the antitrust laws, and other equitable relief, including divestiture or reconstruction of Instagram and WhatsApp. On June 28, 2021, the court granted our motion to dismiss the complaint filed by the FTC with leave to amend. On August 19, 2021, the FTC filed an amended complaint, and on October 4, 2021, we filed a motion to dismiss this amended complaint. On January 11, 2022, the court denied our motion to dismiss the FTC's amended complaint. [On April 5, 2024, we filed our motion for summary judgment and the FTC filed its opposition and its own motion for partial summary judgment on May 24, 2024. On November 13, 2024, the court granted in part and denied in part both our and the FTC's motions for summary judgment. Trial is set to begin on April 14, 2025.](#) Multiple putative class actions have also been filed in state and federal courts in the United States

[Table of Contents](#)

and in the United Kingdom against us alleging violations of antitrust laws and other causes of action in connection with these acquisitions and/or other alleged anticompetitive conduct, and seeking damages and injunctive relief. Several of the cases brought on behalf of certain advertisers and users in the United States were consolidated in the U.S. District Court for the Northern District of California (*Klein et al., v. Meta Platforms, Inc.*). On January 14, 2022, the court granted, in part, and denied, in part, our motion to dismiss the consolidated actions. On March 1, 2022, a first amended consolidated complaint was filed in the putative class action brought on behalf of certain advertisers. On December 6, 2022, the court denied our motion to dismiss the first amended consolidated complaint filed in the putative class action brought on behalf of certain advertisers. [On December 30, 2024, we filed our motion for summary judgment in the putative class action brought on behalf of certain advertisers.](#)

In December 2022, the European Commission issued a Statement of Objections alleging that we tie Facebook Marketplace to Facebook and use data in a manner that infringes European Union competition rules. [On November 18, 2024, the European Commission issued a decision that Meta infringed Article 102 on the Treaty of the Functioning of the European Union in relation to certain alleged business practices relating to Facebook Marketplace and imposed a fine of approximately EUR €798 million. We appealed the European Commission's decision on January 28, 2025.](#)

In March 2024, the European Commission opened an investigation into the compliance of our "subscription for no ads" consent model with requirements under Article 5(2) of the Digital Markets Act. The European Commission issued preliminary findings on July 1, 2024 reflecting its preliminary view that our model does not comply with such requirements, and indicated that it will conclude its investigation by March 2025.

Securities and Other Actions

Beginning on March 20, 2018, multiple putative class actions and derivative actions were filed in state and federal courts in the United States and elsewhere against us and certain of our directors and officers alleging violations of securities laws, breach of fiduciary duties, and other causes of action in connection with our platform and user data practices as well as the misuse of certain data by a developer that shared such data with third parties in violation of our terms and policies, and seeking unspecified damages and injunctive relief. Beginning on July 27, 2018, two putative class actions were filed in federal court in the United States against us and certain of our directors and officers alleging violations of securities laws in connection with the disclosure of our earnings results for the second quarter of 2018 and seeking unspecified damages. These two actions subsequently were transferred and consolidated in the U.S. District Court for the Northern District of California (*In Re Facebook, Inc. Securities Litigation*) with the putative securities class action described above relating to our platform and user data practices. In a series of orders in 2019 and 2020, the district court granted our motions to dismiss the plaintiffs' claims. On January 17, 2022, the plaintiffs filed a notice of appeal of the order dismissing their case, and on October 18, 2023, the U.S. Court of Appeals for the Ninth Circuit issued its decision affirming in part and reversing in part the district court's order dismissing the plaintiffs' case. [We filed a petition for writ of certiorari on March 4, 2024 with the U.S. Supreme Court, seeking review of the Ninth Circuit's order. The Supreme Court granted in part our petition for writ of certiorari on June 10, 2024, and following oral argument issued an order on November 22, 2024 dismissing the grant of certiorari as improvidently granted.](#)

We are also subject to other government inquiries and investigations relating to our business activities and disclosure practices. For example, beginning in September 2021, we became subject to government investigations and requests relating to a former employee's allegations and release of internal company documents concerning, among other things, our algorithms, advertising and user metrics, and content enforcement practices, as well as misinformation and other undesirable activity on our platform, and user well-being. We have since received additional requests relating to these and other topics. Beginning on October 27, 2021, multiple putative class actions and derivative actions were filed

in the U.S. District Court for the Northern District of California against us and certain of our directors and officers alleging violations of securities laws, breach of fiduciary duties, and other causes of action in connection with the same matters, and seeking unspecified damages. *damages (Ohio Pub. Empl. Ret. Sys. v. Meta Platforms, Inc., Inc.)*. On September 30, 2024, the court dismissed certain claims with leave to amend, but determined certain claims regarding content enforcement practices and user well-being could proceed against us and certain of our current and former directors and officers.

[Table of Contents](#)

On March 8, 2022, a putative class action was filed in the U.S. District Court for the Northern District of California against us and certain of our directors and officers alleging violations of securities laws in connection with the disclosure of our earnings results for the fourth quarter of 2021 and seeking unspecified damages (*Plumbers & Steamfitters Local 60 Pension Trust v. Meta Platforms, Inc.*). On July 18, 2023, the court dismissed the claims against Meta and its officers with leave to amend. On September 18, 2023, the plaintiffs filed an amended complaint. On September 17, 2024, the court dismissed the claims with prejudice. On October 14, 2024, plaintiffs filed their notice of appeal.

Youth-Related Actions

Beginning in January 2022, we became subject to litigation and other proceedings that were filed in various federal and state courts alleging that Facebook and Instagram cause "social media addiction" in users, with most proceedings focused on those under 18 years old, resulting in various mental health and other harms. Putative class actions have been filed in the United States, Brazil, and Canada on behalf of users in those jurisdictions, and numerous school districts, municipalities, and one state tribal nations have filed public nuisance claims in the United States, have filed public nuisance claims Brazil, and/or Canada based on similar allegations. On October 6, 2022, the U.S. federal cases were centralized in the U.S. District Court for the Northern District of California (*In re Social Media Adolescent*

[Table of Contents](#)

Addiction Product Liability Personal Injury Litigation Litigation). On October 13, 2023, in *In re Social Media Cases*, the Los Angeles County Superior Court presiding over the California state court proceedings sustained in part and overruled in part our demurrer as to the plaintiff's claims. Beginning in October March 2023, additional U.S. states have filed and territories began filing lawsuits on these topics in various federal and state courts. These additional lawsuits include allegations regarding violations of the Children's Online Privacy Protection Act (COPPA), child sexual abuse material and other child safety concerns, as well as violations of state laws concerning consumer protection laws, unfair business practices, public nuisance, and products liability, with proceedings focused on our alleged business practices (including the use of end-to-end encryption) and harms to users under 18 years old. These lawsuits seek damages and injunctive relief, and include cases filed by various state attorneys general in *In re Social Media Adolescent Addiction Product Liability Personal Injury Litigation* in the U.S. District Court for the Northern District of California, as well as various state courts around the country. Beginning in November 2024, counsel for thousands of individual claimants began sending mass arbitration demands relating to "social media addiction" and related harms allegedly caused by Instagram.

We are also subject to government investigations and requests from multiple regulators in various jurisdictions globally concerning the use of our products and services, and the alleged mental and physical health and safety impacts on users, particularly younger users. On May 16, 2024, the European Commission opened formal proceedings assessing our compliance with certain requirements under Articles 28, 34, and 35 of the Digital Services Act (DSA), including the way in which we identified, assessed, and mitigated against certain systemic risks to minors and other vulnerable users that may stem from the design and functioning of Instagram and Facebook.

Other Actions

Beginning on August 15, 2018, multiple putative class actions were filed against us alleging that we inflated our estimates of the potential audience size for advertisements, resulting in artificially increased demand and higher prices. The cases were consolidated in the U.S. District Court for the Northern District of California (*DZ Reserve v. Facebook, Inc.*) and seek unspecified damages and injunctive relief. In a series of rulings in 2019, 2021, and 2022, the court dismissed certain of the plaintiffs' claims, but permitted their fraud and unfair competition claims to proceed. On March 29, 2022, the court granted the plaintiffs' motion for class certification. On June 21, 2022 March 21, 2024, the U.S. Court of Appeals for the Ninth Circuit granted our affirmed in part and reversed in part the order granting class certification. On May 3, 2024, we filed a petition for permission to appeal panel rehearing and rehearing en banc, which was denied by the district court's class certification order, and Ninth Circuit. We filed a petition for a writ of certiorari with the court heard argument U.S. Supreme Court on September 12, 2023. The case is stayed in the district court pending appeal. October 2, 2024, which was denied.

Beginning on July 7, 2023, multiple putative class actions were filed against us in the U.S. District Court for the Northern District of California (*Kadrey, et al. v. Meta Platforms, Inc., Chabon, et al. v. Meta Platforms, Inc.* and *Chabon, et al. Farnsworth v. Meta Platforms, Inc.*) and U.S. District Court for the Southern District of New York (*Huckabee, et al. v. Meta Platforms, Inc. et al.*), which was subsequently transferred to the U.S. District Court for the Northern District of California) alleging that we used various copyrighted books and materials to train our artificial intelligence models, and seeking unspecified damages and injunctive relief. These cases have all been consolidated into *Kadrey, et al. v. Meta Platforms, Inc.*

[Table of Contents](#)

On April 30, 2024, the European Commission opened formal proceedings against us to assess Facebook and Instagram's compliance with certain requirements under Articles 14, 16, 17, 20, 24, 25, 34, 35, and 40 of the DSA, regarding a range of topics including elections, content reporting and appeals, third-party access to data, political content recommendations, potential deceptive advertising and disinformation, including the way in which we identified, assessed, and mitigated against certain systemic risks on Instagram

and Facebook. We are also responding to regulatory inquiries and litigation related to allegedly deceptive advertising, including but not limited to financial scams, in other parts of the world.

On September 18, 2024, staff of the Consumer Financial Protection Bureau (CFPB or Bureau) initiated a Notice and Opportunity to Respond and Advise (NORA) process related to its investigation of advertising for financial products and services on our platform, informing us that staff may recommend to the Director of the CFPB that the Bureau take legal action alleging violations of the Consumer Financial Protection Act, including based on our alleged receipt and use for advertising of financial information from third parties through certain advertising tools as well as our related user disclosures and controls, and provided us with an opportunity to respond. We disagree with the claims staff is considering and believe an enforcement action is unwarranted, and have responded through the NORA process. The result of the NORA process is uncertain at this time, but if the Director authorizes an action against us, the CFPB could file a lawsuit in the near-term and seek financial penalties and equitable relief.

In addition, we are subject to litigation and other proceedings involving law enforcement and other regulatory agencies, including in particular in Brazil, Russia, and other countries in Europe, in order to ascertain the precise scope of our legal obligations to comply with the requests of those agencies, including our obligation to disclose user information in particular circumstances. A number of such instances have resulted in the assessment of fines and penalties against us. We believe we have multiple legal grounds to satisfy these requests or prevail against associated fines and penalties, and we intend to vigorously defend such fines and penalties.

Indemnifications

In the normal course of business, to facilitate transactions of services and products, we have agreed to indemnify certain parties with respect to certain matters. We have agreed to hold certain parties harmless against losses arising from a breach of representations or covenants, or out of intellectual property infringement or other claims made by third parties. These agreements may limit the time within which an indemnification claim can be made and the amount of the claim. In addition, we have entered into indemnification agreements with our officers, directors, and certain employees, and our certificate of incorporation and bylaws contain similar indemnification obligations.

It is not possible to determine the maximum potential amount under these indemnification agreements due to the limited history of prior indemnification claims and the unique facts and circumstances involved in each particular agreement. Historically, payments made by us under these agreements have not had a material impact on our consolidated financial statements. In our opinion, as of December 31, 2023 December 31, 2024, there was not a reasonable possibility we had incurred a material loss with respect to indemnification of such parties. We have not Liabilities recorded any liability for costs related to indemnification through December 31, 2023, December 31, 2024 were not material.

[Table of Contents](#)

Note 13. Stockholders' Equity

Common Stock

Our certificate of incorporation authorizes the issuance of Class A common stock and Class B common stock. As of December 31, 2023 December 31, 2024, we are authorized to issue 5,000 million shares of Class A common stock and 4,141 million shares of Class B common stock, each with a par value of \$0.000006 per share. Holders of our Class A common stock and Class B common stock are entitled to dividends when, as, and if declared by our board of directors, subject to the rights of the holders of all classes of stock outstanding having priority rights to dividends. The holder of each share of Class A common stock is entitled to one vote, while the holder of each share of Class B common stock is entitled to ten votes. Shares of our Class B common stock are convertible into an equivalent number of shares of our Class A common stock and generally convert into shares of our Class A common stock upon transfer. Class A common stock and Class B common stock are collectively referred to as common stock throughout the notes to these financial statements, unless otherwise noted.

As of December 31, 2023 December 31, 2024, there were 2,211 2,190 million shares of Class A common stock and 350 344 million shares of Class B common stock issued and outstanding.

Capital Return Program

Share Repurchase

Our board of directors has authorized a share repurchase program of our Class A common stock, which commenced in January 2017 and does not have an expiration date. As of December 31, 2022 December 31, 2023, \$10.87 \$30.93 billion remained available and authorized for repurchases under this program. In January 2023, 2024, an additional \$40 billion \$50 billion of repurchases was authorized under this program. In 2023, 2024, we repurchased and subsequently retired 92 65 million shares of our Class A common stock for an aggregate amount of \$20.03 \$29.75 billion, which includes the 1% excise tax accruals as a result of the Inflation Reduction Act of 2022. As of December 31, 2023 December 31, 2024, \$30.93 \$51.28 billion remained available and authorized for repurchases. In January 2024, an additional \$50 billion of repurchases was authorized under this program.

The timing and actual number of shares repurchased under the repurchase program depend on a variety of factors, including price, general business and market conditions, and other investment opportunities. Shares may be repurchased through open market purchases or privately negotiated transactions, including through the use of trading plans intended to qualify under Rule 10b5-1 under the Securities Exchange Act of 1934, as amended.

Dividend

On February 1, 2024, we announced the initiation Beginning in February 2024, our board of our first ever cash dividend program. This directors declared quarterly cash dividend of \$0.50 per share to the holders of our Class A and Class B common stock. RSUs granted on or after March 1, 2024 under our 2012 Equity Incentive Plan (Amended 2012 Plan), which was most recently amended in May 2024, are entitled to dividend equivalent rights. During the year ended December 31, 2024, total dividend and dividend equivalent

payments were \$4.38 billion and \$691 million for Class A and Class B common stock, is equivalent to \$2.00 per share on an annual basis. The first cash dividend will be paid on March 26, 2024 to all holders of record of common stock at the close of business on February 22, 2024, respectively.

Subject to legally available funds and future declaration by our board of directors, we currently intend to continue to pay a quarterly cash dividend on our outstanding common stock. The declaration and payment of future dividends is at the sole discretion of our board of directors after taking into account various factors, including our financial condition, operating results, available cash, and current and anticipated cash needs.

Share-based Compensation Plan

We have one active share-based employee compensation plan, the 2012 Equity Incentive Plan (Amended 2012 Plan), which was most recently amended in each of June 2016, February 2018, and December 2022, May 2024. Our Amended 2012 Plan provides for the issuance of incentive and nonqualified stock options, restricted stock awards, stock appreciation rights, RSUs, performance shares, and stock bonuses to qualified employees, directors, and consultants. Shares that are withheld in connection with the net settlement of RSUs or forfeited are added to the reserves of the Amended 2012 Plan.

On March 1, 2023, the number of shares available for issuance under the Amended 2012 Plan increased by 425 million shares pursuant to the December 2022 amendment. As of December 31, 2023 December 31, 2024, there were 494 million 483 million shares of our Class A common stock reserved for future issuance under our Amended 2012 Plan.

Table of Contents

The following table summarizes our share-based compensation expense, which consists of the RSU expense, by line item in our consolidated statements of income (in millions):

	Year Ended December 31,		
	2023	2022	2021
	2024	2023	2022
Cost of revenue			
Research and development			
Marketing and sales			
General and administrative			
Total share-based compensation expense			
Total			

The following table summarizes the activities for our unvested RSUs for the year ended December 31, 2023 December 31, 2024:

	Number of Shares	Number of Shares	Weighted-Average Grant Date Fair Value Per Share	Number of Shares	Weighted-Average Grant Date Fair Value Per Share
	(in thousands)				
Unvested at December 31, 2022					
Unvested at December 31, 2022					
Unvested at December 31, 2022					
Unvested at December 31, 2023					
Unvested at December 31, 2023					
Unvested at December 31, 2023					
Granted					
Vested					
Forfeited					
Unvested at December 31, 2023					
Unvested at December 31, 2024					

The weighted-average grant date fair value per share of RSUs granted in the years ended December 31, 2022 December 31, 2023 and 2021 2022 was \$195.66 \$202.46 and \$305.40, \$195.66, respectively. The fair value as of the respective vesting dates of RSUs that vested during the years ended December 31, 2023 December 31, 2024, 2023, and 2022 and 2021 was \$33.14 billion, \$17.46 billion, \$9.44 billion, and \$14.42 \$9.44 billion, respectively. The income tax benefit recognized related to awards vested during the years ended December 31, 2023 December 31, 2024, 2023, and 2022 and 2021 was \$6.95 billion, \$3.65 billion, \$2.00 billion, and \$3.08 \$2.00 billion, respectively.

As of December 31, 2023 December 31, 2024, there was \$29.46 \$34.79 billion of unrecognized share-based compensation expense related to RSU awards. This unrecognized compensation expense is expected to be recognized over a weighted-average period of approximately three years based on vesting under the award service conditions.

Note 14. Interest and Other Income (Expense), Net

The following table presents the detail of interest and other income (expense), net (in millions):

	Year Ended December 31,		
	2023	2022	2021
	2024	2023	2022
Interest income			
Interest expense			
Foreign currency exchange losses, net			
Other income (expense), net			
Interest and other income (expense), net			
Total interest and other income (expense), net			

[Table of Contents](#)

Note 15. Income Taxes

The components of income before provision for income taxes are as follows (in millions):

	Year Ended December 31,			Year Ended December 31,			
	2023	2022		2021	2024	2023	2022
Domestic							
Foreign							
Income before provision for income taxes							

The provision for income taxes consists of the following (in millions):

		Year Ended December 31,			Year Ended December 31,			
		2023	2022		2021	2024	2023	2022
Current:	Current:			Current:				
Federal								
State								
Foreign								
Total current tax expense								
Deferred:								
Deferred:								
Deferred:								
Federal								
State								
Foreign								
Total deferred tax (benefits)/expense								
Provision for income taxes								

A reconciliation of the U.S. federal statutory income tax rates to our effective tax rate is as follows (in percentages):

		Year Ended December 31,				Year Ended December 31,		
		2023	2022	2021		2024	2023	2022
U.S. federal statutory income tax rate	U.S. federal statutory income tax rate	21.0 %	21.0 %	21.0 %	U.S. federal statutory income tax rate	21.0 %	21.0 %	21.0 %
State income taxes, net of federal benefit								
Share-based compensation								
Research and development tax credits								
Foreign-derived intangible income deduction								
Effect of non-U.S. operations								
Other								
Other								

Other										
Effective tax rate	Effective tax rate	17.6 %	19.5 %	16.7 %	Effective tax rate	11.8 %	17.6 %	19.5 %		

Table of Contents

Our deferred tax assets (liabilities) are as follows (in millions):

	December 31,		December 31,	
	2023	2022	2024	2023
Deferred tax assets:	Deferred tax assets:		Deferred tax assets:	
Loss carryforwards				
Tax credit carryforwards				
Share-based compensation				
Accrued expenses and other liabilities				
Lease liabilities				
Capitalized research and development				
Unrealized losses in securities and investments				
Other				
Total deferred tax assets				
Less: valuation allowance				
Deferred tax assets, net of valuation allowance				
Deferred tax liabilities:				
Deferred tax liabilities:				
Deferred tax liabilities:				
Depreciation and amortization				
Right-of-use assets				
Total deferred tax liabilities				
Net deferred tax assets				

The valuation allowance was approximately \$2.88 \$3.51 billion and \$2.49 \$2.88 billion as of December 31, 2023 December 31, 2024 and 2022, 2023, respectively, primarily mostly related to U.S. state tax credit carryforwards, U.S. foreign tax credits, and unrealized losses in marketable securities, and certain foreign tax attributes for which we do not believe a tax benefit is more likely than not to be realized, securities.

As of December 31, 2023 December 31, 2024, the U.S. federal and our state net operating loss carryforwards were \$200 million and \$2.78 \$2.36 billion, which will begin to expire in 2035 and 2031, respectively, if not utilized. We have federal tax credit carryforwards of \$490 \$595 million, which will begin to expire in 2029, if not utilized, and state tax credit carryforwards of \$4.08 \$5.47 billion, most of which do not expire.

Utilization of our net operating loss and tax credit carryforwards may be subject to substantial annual limitations due to the ownership change limitations provided by the Internal Revenue Code and similar state provisions. Such annual limitations could result in the expiration of the net operating loss and tax credit carryforwards before their utilization. The events that may cause ownership changes include, but are not limited to, a cumulative stock ownership change of greater than 50% over a three-year period.

The following table reflects changes in the gross unrecognized tax benefits (in millions):

	Year Ended December 31,		Year Ended December 31,	
	2023	2022	2021	2024
Gross unrecognized tax benefits - beginning of period				
Increases related to prior year tax positions				
Decreases related to prior year tax positions				
Increases related to current year tax positions				
Decreases related to settlements of prior year tax positions				
Decreases related to lapses of statute of limitations				
Gross unrecognized tax benefits - end of period				

Table of Contents

These unrecognized tax benefits were primarily accrued for the uncertainties related to with our research tax credits and transfer pricing with our foreign subsidiaries, which include licensing of intellectual property, providing services and other transactions, as well as for the uncertainties with our research tax credits, transactions. During all years presented, we recognized interest and penalties related to unrecognized tax benefits within the provision for income taxes on our consolidated statements of income. The amount of interest and penalties accrued as of December 31, 2023, December 31, 2024, 2023, and 2022 and 2021 were \$2.21 billion, \$1.48 billion, \$1.07 billion, and \$960 million \$1.07 billion, respectively.

If our gross unrecognized tax benefits of \$11.67 \$15.13 billion as of December 31, 2023, December 31, 2024 were realized in a future period, this would result in a tax benefit of \$7.33 \$10.11 billion within our provision of income taxes at such time.

We are subject to taxation in the United States and various other state and foreign jurisdictions. The material jurisdictions in which we are subject to potential examination include the United States and Ireland. We are under examination by the Internal Revenue Service (IRS) for our 2017 through 2019 tax years. Our 2014 through 2016 tax years are with the IRS Independent Office of Appeals for certain unresolved issues. Our 2020 and subsequent tax years remain open to examination by the IRS and IRS. We are under examination by the Irish Revenue Commissioners. Commissioners for our 2020 tax year and our 2021 and subsequent tax years remain open to examination.

In July 2016, we received a Statutory Notice of Deficiency (Notice) from the IRS related to transfer pricing with our foreign subsidiaries in conjunction with the examination of the 2010 tax year. While the Notice applies only to the 2010 tax year, the IRS stated that it will also apply its position for tax years subsequent to 2010 and has done so in years covered by the second Notice described below. We do not agree with the position of the IRS and have filed a petition in the Tax Court challenging the Notice. On January 15, 2020, the IRS's amendment to answer was filed stating that it planned to assert at trial an adjustment that is higher than the adjustment stated in the Notice. The first session of the trial was completed in March 2020 and the final trial session was completed in August 2022. We expect the Tax Court to issue an opinion in 2024. Based on 2025 which will likely provide a transfer pricing value for intellectual property transferred. This value will need to be extrapolated into income adjustments to determine the information provided, we believe that, if specific tax liability, which will likely remain in dispute and will not be resolved until the Tax Court enters a decision. If the IRS prevails in its updated position, this could result in an additional federal tax liability of an estimated, aggregate amount of up to approximately \$9.0 billion in excess of the amounts in our originally filed U.S. return, plus interest and any penalties asserted. Once the Tax Court decision is entered, the IRS and Meta will each have the option to file an appeal to the Ninth Circuit Court of Appeals.

In March 2018, we received a second Notice from the IRS in conjunction with the examination of our 2011 through 2013 tax years. The IRS applied its position from the 2010 tax year to each of these years and also proposed new adjustments related to other transfer pricing with our foreign subsidiaries and certain tax credits that we claimed. If the IRS prevails in its position for these new adjustments, this could result in an additional federal tax liability of up to approximately \$680 million in excess of the amounts in our originally filed U.S. returns, plus interest and any penalties asserted. We do not agree with the positions of the IRS in the second Notice and have filed a petition in the Tax Court challenging the second Notice.

We have previously accrued an estimated unrecognized tax benefit consistent with the guidance in ASC 740, Income Taxes (ASC (ASC 740)), that is lower than the potential additional federal tax liability from the positions taken by the IRS in the two Notices and its Pretrial Memorandum. In addition, if the IRS prevails in its positions related to transfer pricing with our foreign subsidiaries, the additional tax that we would owe would be partially offset by a reduction in the tax that we owe under the mandatory transition tax on accumulated foreign earnings from the 2017 Tax Cuts and Jobs Act. As of December 31, 2023, December 31, 2024, we have not resolved these matters and proceedings continue in the Tax Court.

We believe that adequate amounts have been reserved in accordance with ASC 740 for any adjustments to the provision for income taxes or other tax items that may ultimately result from these examinations. The timing of the resolution, settlement, and closure of any audits is highly uncertain, and it is reasonably possible that the balance of gross unrecognized tax benefits could significantly change in the next 12 months. Given the number of years remaining that are subject to examination, we are unable to estimate the full range of possible adjustments to the balance of gross unrecognized tax benefits. If the tax authorities prevail in the assessment of additional tax due, the assessed tax, interest, and penalties, if any, could have a material adverse impact on our financial position, results of operations, and cash flows.

[Table of Contents](#)

Note 16. Segment and Geographical Information

We report our financial results for our two reportable segments: Family of Apps (FoA) and Reality Labs (RL). FoA includes Facebook, Instagram, Messenger, WhatsApp, and other services. RL includes our virtual, augmented, mixed and virtual mixed reality related consumer hardware, software, and content. Our operating segments are the same as our reportable segments.

Our chief executive officer is our chief operating decision maker (CODM), who allocates resources to and assesses the performance of each operating segment using information about the operating segment's revenue and income (loss) from operations. Our CODM does not evaluate operating segments using asset or liability information.

Revenue and costs and expenses are generally directly attributed to our segments. These costs and expenses include certain product development related operating expenses, costs associated with partnership arrangements, consumer hardware product costs, content costs, legal-related costs, and severance legal-related costs. Indirect costs are allocated to segments based on a reasonable allocation methodology, when such costs are significant to the performance measures of the operating segments. Indirect cost of revenue is allocated to our segments based on usage, such as costs related to the operation of our data centers and technical infrastructure. Indirect operating expenses, such as facilities, information technology, certain shared research and development activities, recruiting, and physical security expenses and certain restructuring costs, are mostly allocated based on headcount. Costs related to the operation of our data centers and technical infrastructure are generally allocated to our segments based on estimated usage, most of which is allocated to the FoA segment.

Beginning in 2024 annual reporting, we adopted ASU 2023-07 retrospectively. The following table sets forth our segment information of revenue, expenses, and income (loss) from operations (in millions):

	Year Ended December 31,		
	2023	2022	2021
Revenue:			
Family of Apps	\$ 133,006	\$ 114,450	\$ 115,655
Reality Labs	1,896	2,159	2,274
Total revenue	<u>\$ 134,902</u>	<u>\$ 116,609</u>	<u>\$ 117,929</u>
Income (loss) from operations:			
Family of Apps	\$ 62,871	\$ 42,661	\$ 56,946
Reality Labs	(16,120)	(13,717)	(10,193)
Total income from operations	<u>\$ 46,751</u>	<u>\$ 28,944</u>	<u>\$ 46,753</u>

	Year Ended December 31,		
	2024	2023	2022
Family of Apps:			
Revenue	\$ 162,355	\$ 133,006	\$ 114,450
Employee compensation ⁽¹⁾	(31,116)	(28,878)	(28,545)
Other costs and expenses ⁽²⁾	(44,130)	(41,257)	(43,244)
Income from operations	<u>\$ 87,109</u>	<u>\$ 62,871</u>	<u>\$ 42,661</u>
Reality Labs:			
Revenue	\$ 2,146	\$ 1,896	\$ 2,159
Employee compensation ⁽¹⁾	(10,211)	(8,942)	(7,766)
Other costs and expenses ⁽³⁾	(9,664)	(9,074)	(8,110)
Loss from operations	<u>\$ (17,729)</u>	<u>\$ (16,120)</u>	<u>\$ (13,717)</u>
Total:			
Revenue	\$ 164,501	\$ 134,902	\$ 116,609
Employee compensation ⁽¹⁾	(41,327)	(37,820)	(36,311)
Other costs and expenses	(53,794)	(50,331)	(51,354)
Income from operations	<u>\$ 69,380</u>	<u>\$ 46,751</u>	<u>\$ 28,944</u>

(1) Employee compensation includes employee payroll, share-based compensation, bonus, and employee benefits for medical care, retirement, insurances and other.

(2) Includes costs and expenses in FoA segment for infrastructure, professional services, partner arrangements, marketing, facilities, legal-related costs, and other expenses.

(3) Includes costs and expenses in RL segment for inventory, professional services, marketing, infrastructure, facilities, and other expenses.

For information regarding revenue disaggregated by geography, see Note 2 — Revenue.

[Table of Contents](#)

The following table sets forth our long-lived assets by geographic area, which consist of property and equipment, net and operating lease right-of-use assets (in millions):

	December 31,		December 31,	
	2023	2022	2024	2023
United States				
Rest of the world ⁽¹⁾				
Total long-lived assets				

(1) No individual country, other than disclosed above, exceeded 10% of our total long-lived assets for any period presented.

For information regarding revenue disaggregated by geography, see Note 2 — Revenue.

[Table of Contents](#)

Item 9. Changes in and Disagreements with Accountants on Accounting and Financial Disclosure

None.

Item 9A. Controls and Procedures

Evaluation of Disclosure Controls and Procedures

Our management, with the participation of our chief executive officer (CEO) and chief financial officer (CFO), has evaluated the effectiveness of our disclosure controls and procedures (as defined in Rules 13a- 15(e) and 15d- 15(e) under the Securities Exchange Act of 1934, as amended (Exchange Act)), as of the end of the period covered by this Annual Report on Form 10-K. Based on such evaluation, our CEO and CFO have concluded that as of **December 31, 2023** **December 31, 2024**, our disclosure controls and procedures are designed at a reasonable assurance level and are effective to provide reasonable assurance that information we are required to disclose in reports that we file or submit under the Exchange Act is recorded, processed, summarized, and reported within the time periods specified in the rules and forms of the Securities and Exchange Commission, and that such information is accumulated and communicated to our management, including our CEO and CFO, as appropriate, to allow timely decisions regarding required disclosure.

Management's Report on Internal Control over Financial Reporting

Our management is responsible for establishing and maintaining adequate internal control over financial reporting (as defined in Rule 13a-15(f) under the Exchange Act). Management conducted an assessment of the effectiveness of our internal control over financial reporting based on the criteria set forth in Internal Control—Integrated Framework issued by the Committee of Sponsoring Organizations of the Treadway Commission (2013 framework). Based on the assessment, management has concluded that its internal control over financial reporting was effective as of **December 31, 2023** **December 31, 2024** to provide reasonable assurance regarding the reliability of financial reporting and the preparation of financial statements in accordance with U.S. GAAP. Our independent registered public accounting firm, Ernst & Young LLP, has issued an audit report with respect to our internal control over financial reporting, which appears in Part II, Item 8 of this Annual Report on Form 10-K.

Changes in Internal Control

There were no changes in our internal control over financial reporting identified in management's evaluation pursuant to Rules 13a-15(d) or 15d-15(d) of the Exchange Act during the fourth quarter of **2023** **2024** that materially affected, or are reasonably likely to materially affect, our internal control over financial reporting.

Limitations on Effectiveness of Controls and Procedures and Internal Control over Financial Reporting

In designing and evaluating the disclosure controls and procedures and internal control over financial reporting, management recognizes that any controls and procedures, no matter how well designed and operated, can provide only reasonable assurance of achieving the desired control objectives. In addition, the design of disclosure controls and procedures and internal control over financial reporting must reflect the fact that there are resource constraints and that management is required to apply judgment in evaluating the benefits of possible controls and procedures relative to their costs.

Item 9B. Other Information

Rule 10b5-1 Trading Plans

On November 30, 2023 During the quarter ended December 31, 2024, Jennifer Newstead, our Chief Legal Officer, entered into a the officers and directors listed below adopted, modified, or terminated trading plan plans intended to satisfy the affirmative defense conditions of Rule 10b5-1(c) under the Securities Exchange Act of 1934, as amended. The

On November 27, 2024, Peggy Alford, a member of our board of directors, entered into a trading plan that provides for the sale of an aggregate of 10,968 up to \$1.2 million worth of shares of our Class A common stock and all shares received during the duration of the plan pursuant to Ms. Newstead's outstanding equity awards and any future equity award grants, excluding any shares withheld by the company to satisfy its income tax withholding and remittance obligations in connection with the net settlement of the equity awards. stock. The plan will terminate on May 13, 2025 November 15, 2025, subject to early termination for certain specified events set forth in the plan.

On November 27, 2024, Christopher K. Cox, our Chief Product Officer, entered into a trading plan that provides for the sale of an aggregate of up to 60,000 shares of our Class A common stock. The plan will terminate on February 20, 2026, subject to early termination for certain specified events set forth in the plan.

[Table of Contents](#)

Item 9C. Disclosure Regarding Foreign Jurisdictions that Prevent Inspections

Not Applicable.

[Table of Contents](#)

PART III

Item 10. Item10. Directors, Executive Officers and Corporate Governance

The information required by this item is incorporated by reference to our Proxy Statement for the 2024 2025 Annual Meeting of Stockholders to be filed with the SEC within 120 days of the fiscal year ended December 31, 2023 December 31, 2024.

Our board of directors has adopted a Code of Conduct applicable to all officers, directors, and employees, which is available on our website (investor.fb.com) (investor.atmeta.com) under "Leadership & Governance." We intend to satisfy the disclosure requirement under Item 5.05 of Form 8-K regarding amendment to, or waiver from, a provision of our Code of Conduct by posting such information on the website address and location specified above.

We have adopted insider trading and 10b5-1 trading plan policies and procedures applicable to our directors, officers, employees, and other covered persons, and have implemented processes for the company, that we believe are reasonably designed to promote compliance with insider trading laws, rules and regulations, and the Nasdaq Stock Market LLC listing standards. Our insider trading policy and our 10b5-1 trading plan policy are filed as Exhibit 19.1 and Exhibit 19.2, respectively, to this Annual Report on Form 10-K.

Item 11. Executive Compensation

The information required by this item is incorporated by reference to our Proxy Statement for the 2024 2025 Annual Meeting of Stockholders to be filed with the SEC within 120 days of the fiscal year ended December 31, 2023 December 31, 2024.

Item 12. Security Ownership of Certain Beneficial Owners and Management and Related Stockholder Matters

The information required by this item is incorporated by reference to our Proxy Statement for the 2024 2025 Annual Meeting of Stockholders to be filed with the SEC within 120 days of the fiscal year ended December 31, 2023 December 31, 2024.

Item 13. Certain Relationships and Related Transactions, and Director Independence

The information required by this item is incorporated by reference to our Proxy Statement for the 2024 2025 Annual Meeting of Stockholders to be filed with the SEC within 120 days of the fiscal year ended December 31, 2023 December 31, 2024.

Item 14. Principal Accountant Fees and Services

The information required by this item is incorporated by reference to our Proxy Statement for the 2024 2025 Annual Meeting of Stockholders to be filed with the SEC within 120 days of the fiscal year ended December 31, 2023 December 31, 2024.

[Table of Contents](#)

PART IV

Item 15. Exhibit and Financial Statement Schedules

We have filed the following documents as part of this Form 10-K:

1. Consolidated Financial Statements:

	Page
Reports of Independent Registered Public Accounting Firm (PCAOB ID No. 42)	85 82
Consolidated Balance Sheets	89 86
Consolidated Statements of Income	90 87
Consolidated Statements of Comprehensive Income	91 88
Consolidated Statements of Stockholders' Equity	92 89
Consolidated Statements of Cash Flows	93 90
Notes to Consolidated Financial Statements	95 92

2. Financial Statement Schedules

All schedules have been omitted because they are not required, not applicable, not present in amounts sufficient to require submission of the schedule, or the required information is otherwise included.

3. Exhibits

Exhibit	Incorporated by Reference	Filed
---------	---------------------------	-------

Number	Exhibit Description	Form	File No.	Exhibit	Filing Date	Herewith
3.1	Amended and Restated Certificate of Incorporation.	8-K	001-35551	3.1	October 28, 2021	
3.2	Amended and Restated Bylaws.	8-K	001-35551	3.2	October 28, 2021	
4.1	Form of Class A Common Stock Certificate.	10-K	001-35551	4.1	February 3, 2022	
4.2	Form of Class B Common Stock Certificate.	10-K	001-35551	4.2	February 3, 2022	
4.3	Indenture, dated as of August 9, 2022, between Meta Platforms, Inc. and U.S. Bank Trust Company, National Association, as trustee.	8-K	001-35551	4.1	August 9, 2022	
4.4	First Supplemental Indenture, dated as of August 9, 2022, between Meta Platforms, Inc. and U.S. Bank Trust Company, National Association, as trustee.	8-K	001-35551	4.2	August 9, 2022	
4.5	Second Supplemental Indenture, dated as of May 3, 2023, by and between Meta Platforms, Inc. and U.S. Bank Trust Company, National Association, as trustee.	8-K	001-35551	4.1	May 3, 2023	
4.6	Description of Registrant's Capital Stock.					X
10.1+	Form of Indemnification Agreement.	8-K	001-35551	10.1	April 15, 2019	
10.2(A)+	2012 Equity Incentive Plan, as amended.	10-K	001-35551	10.2(A)	February 2, 2023	
10.2(B)+	Third Amendment to the 2012 Equity Incentive Plan.	10-K	001-35551	10.2(B)	February 2, 2023	
10.2(C)+	2012 Equity Incentive Plan forms of award agreements.	10-Q	001-35551	10.2	July 31, 2012	
10.2(D)+	2012 Equity Incentive Plan forms of award agreements (Additional Forms).	10-Q	001-35551	10.1	May 4, 2017	

Exhibit Number	Exhibit Description	Incorporated by Reference				Filed Herewith
		Form	File No.	Exhibit	Filing Date	
3.1	Amended and Restated Certificate of Incorporation (including all amendments thereto).	10-Q	001-35551	3.1	August 1, 2024	
3.2	Amended and Restated Bylaws.	8-K	001-35551	3.1	September 10, 2024	
4.1	Form of Class A Common Stock Certificate.	10-K	001-35551	4.1	February 3, 2022	
4.2	Form of Class B Common Stock Certificate.	10-K	001-35551	4.2	February 3, 2022	
4.3	Indenture, dated as of August 9, 2022, between Meta Platforms, Inc. and U.S. Bank Trust Company, National Association, as trustee.	8-K	001-35551	4.1	August 9, 2022	
4.4	First Supplemental Indenture, dated as of August 9, 2022, between Meta Platforms, Inc. and U.S. Bank Trust Company, National Association, as trustee.	8-K	001-35551	4.2	August 9, 2022	
4.5	Second Supplemental Indenture, dated as of May 3, 2023, by and between Meta Platforms, Inc. and U.S. Bank Trust Company, National Association, as trustee.	8-K	001-35551	4.1	May 3, 2023	
4.6	Third Supplemental Indenture, dated as of August 9, 2024, by and between Meta Platforms, Inc. and U.S. Bank Trust Company, National Association, as trustee.	8-K	001-35551	4.1	August 9, 2024	
4.7	Description of Registrant's Capital Stock.	10-K	001-35551	4.6	February 2, 2024	
10.1+	Form of Indemnification Agreement.	8-K	001-35551	10.1	April 15, 2019	

[Table of Contents](#)

Exhibit Number	Exhibit Description	Incorporated by Reference				Filed Herewith
		Form	File No.	Exhibit	Filing Date	
10.2(E) 10.2(A)+	2012 Equity Incentive Plan, as amended.	10-K	001-35551	10.2(A)	February 2, 2023	
10.2(B)+	Third Amendment to the 2012 Equity Incentive Plan.	10-K	001-35551	10.2(B)	February 2, 2023	
10.2(C)+	Fourth Amendment to the 2012 Equity Incentive Plan.	10-Q	001-35551	10.1	August 1, 2024	
10.2(D)+	2012 Equity Incentive Plan forms of award agreements.	10-Q	001-35551	10.1	May 4, 2017	

10.2(U)†	2012 Equity Incentive Plan forms of award agreements (Additional Forms).	10-Q	001-35551	10.1	July 27, 2017
10.2(F)+	2012 Equity Incentive Plan forms of award agreements (Additional Forms).	10-Q	001-35551	10.2	April 26, 2018
10.2(G) 10.2(E)+	2012 Equity Incentive Plan forms of award agreements (Additional Forms).	10-K	001-35551	10.3(G)	January 31, 2019
10.2(H) 10.2(F)+	2012 Equity Incentive Plan forms of award agreements (Additional Forms).	10-Q	001-35551	10.2	April 25, 2019
10.2(I) 10.2(G)+	2012 Equity Incentive Plan forms of award agreements (Additional Forms).	10-Q	001-35551	10.2	April 30, 2020
10.2(J) 10.2(H)+	2012 Equity Incentive Plan forms of award agreements (Additional Forms).	10-Q	001-35551	10.2	July 29, 2021
10.2(K) 10.2(I)+	2012 Equity Incentive Plan forms of award agreements (Additional Forms).	10-Q	001-35551	10.3	April 28, 2022
10.2(L) 10.2(J)+	2012 2012 Equity Incentive Plan forms of award agreements (Additional Forms).	10-Q	001-35551	10.1	April 27, 2023
10.2(K)+	2012 Equity Incentive Plan forms of award agreements (Additional Forms).	10-Q	001-35551	10.2	April 25, 2024
10.3+	Amended Amended and Restated Bonus Plan, effective January 1, 2023.	10-Q	001-35551	10.1	October 26, 2023
10.4+	Amended and Restated Offer Letter, dated January 27, 2012, between Registrant and Mark Zuckerberg.	S-1	333-179287	10.6	February 8, 2012
10.5+	Offer Letter, dated June 5, 2020, between Registrant and Christopher K. Cox Cox.	10-Q	001-35551	10.1	April 29, 2021
10.6+	Offer Letter, dated December 22, 2022, between Registrant and Javier Olivan.	10-K	001-35551	10.8	February 2, 2023
10.7+	Offer Offer Letter, dated March 14, 2022, between Registrant and Andrew Bosworth.	10-Q	001-35551	10.3	April 27, 2023
10.8+	Offer Offer Letter, dated November 1, 2022, between Registrant and Susan Li.	10-Q	001-35551	10.4	April 27, 2023
10.9+	Form of Executive Officer Offer Letter.	10-Q	001-35551	10.3	July 25, 2019
10.10+	Director Compensation Policy, as amended.	10-Q	001-35551	10.5	April 27, 2023
10.11+	Deferred Compensation Plan for Non-Employee Directors.	10-K	001-35551	10.12	February 2, 2023
10.12+	Indemnification Agreement Relating to Subsidiary Operations, dated March 14, 2021, between Registrant and Mark Zuckerberg.	10-Q	001-35551	10.2	April 29, 2021
10.13+*	Aircraft Time Sharing Agreement, dated March 27, 2024, between Registrant and Mark Zuckerberg.	10-Q	001-35551	10.1	April 25, 2024
10.14+*	Form of Director Aircraft Time Sharing Agreement.	10-Q	001-35551	10.1	October 31, 2024
19.1	Insider Trading Policy.				X
19.2	10b5-1 Trading Plan Policy.				X
21.1	List of Subsidiaries.				X
23.1	Consent of Independent Registered Public Accounting Firm.				X
31.1	Certification of Mark Zuckerberg, Chief Executive Officer, pursuant to Rule 13a-14(a)/15d-14(a), as adopted pursuant to Section 302 of the Sarbanes-Oxley Act of 2002.				X
31.2	Certification of Susan Li, Chief Financial Officer, pursuant to Rule 13a-14(a)/15d-14(a), as adopted pursuant to Section 302 of the Sarbanes-Oxley Act of 2002.				X
32.1#	Certification of Mark Zuckerberg, Chief Executive Officer, pursuant to 18 U.S.C. Section 1350, as adopted pursuant to Section 906 of the Sarbanes-Oxley Act of 2002.				X

[Table of Contents](#)

Exhibit Number	Exhibit Description	Incorporated by Reference				Filed Herewith
		Form	File No.	Exhibit	Filing Date	
32.2#	Certification of Susan Li, Chief Financial Officer, pursuant to 18 U.S.C. Section 1350, as adopted pursuant to Section 906 of the Sarbanes-Oxley Act of 2002.					X
97.1	Compensation Recoupment Policy.					X
101.INS	Inline XBRL Instance Document (the instance document does not appear in the Interactive Data File because its XBRL tags are embedded within the Inline XBRL document).					X
101.SCH	Inline XBRL Taxonomy Extension Schema Document.					X
101.CAL	Inline XBRL Taxonomy Extension Calculation Linkbase Document.					X
101.DEF	Inline XBRL Taxonomy Extension Definition Linkbase Document.					X
101.LAB	Inline XBRL Taxonomy Extension Labels Linkbase Document.					X
101.PRE	Inline XBRL Taxonomy Extension Presentation Linkbase Document.					X
104	Cover Page Interactive Data File (formatted as inline XBRL and contained in Exhibit 101).					X

Exhibit Number	Exhibit Description	Incorporated by Reference				Filed Herewith
		Form	File No.	Exhibit	Filing Date	
31.1	Certification of Mark Zuckerberg, Chief Executive Officer, pursuant to Rule 13a-14(a)/15d-14(a), as adopted pursuant to Section 302 of the Sarbanes-Oxley Act of 2002.					X
31.2	Certification of Susan Li, Chief Financial Officer, pursuant to Rule 13a-14(a)/15d-14(a), as adopted pursuant to Section 302 of the Sarbanes-Oxley Act of 2002.					X
32.1#	Certification of Mark Zuckerberg, Chief Executive Officer, pursuant to 18 U.S.C. Section 1350, as adopted pursuant to Section 906 of the Sarbanes-Oxley Act of 2002.					X
32.2#	Certification of Susan Li, Chief Financial Officer, pursuant to 18 U.S.C. Section 1350, as adopted pursuant to Section 906 of the Sarbanes-Oxley Act of 2002.					X
97.1	Compensation Recoupment Policy.	10-K	001-35551	97.1	February 2, 2024	
101.INS	Inline XBRL Instance Document (the instance document does not appear in the Interactive Data File because its XBRL tags are embedded within the Inline XBRL document).					X
101.SCH	Inline XBRL Taxonomy Extension Schema Document.					X
101.CAL	Inline XBRL Taxonomy Extension Calculation Linkbase Document.					X
101.DEF	Inline XBRL Taxonomy Extension Definition Linkbase Document.					X
101.LAB	Inline XBRL Taxonomy Extension Labels Linkbase Document.					X
101.PRE	Inline XBRL Taxonomy Extension Presentation Linkbase Document.					X
104	Cover Page Interactive Data File (formatted as inline XBRL and contained in Exhibit 101).					X

+ Indicates a management contract or compensatory plan.

* Certain portions of this exhibit have been omitted pursuant to Item 601(b)(10) of Regulation S-K.

This certification is deemed not filed for purposes of Section 18 of the Securities Exchange Act of 1934, as amended (Exchange Act), or otherwise subject to the liability of that section, nor shall it be deemed incorporated by reference into any filing under the Securities Act of 1933, as amended, or the Exchange Act.

Item 16. Form 10-K Summary

None.

[Table of Contents](#)

SIGNATURES

Pursuant to the requirements of Section 13 or 15(d) of the Securities Exchange Act of 1934, the Registrant has duly caused this Annual Report on Form 10-K to be signed on its behalf by the undersigned, thereunto duly authorized, in the City of Menlo Park, State of California, on this ~~1st~~ 29th day of ~~February 2024~~ January 2025.

META PLATFORMS, INC.

Date: February 1, 2024 January 29, 2025

/s/ Susan Li

Susan Li

Chief Financial Officer

[Table of Contents](#)

POWER OF ATTORNEY

KNOW ALL PERSONS BY THESE PRESENTS, that each person whose signature appears below constitutes and appoints Susan Li and Katherine R. Kelly, and each of them, as his or her true and lawful attorneys-in-fact and agents, with full power of substitution and resubstitution, for him or her and in his or her name, place and stead, in any and all capacities, to sign any and all amendments to this Annual Report on Form 10-K, and to file the same, with all exhibits thereto, and other documents in connection therewith, with the Securities and Exchange Commission, granting unto said attorneys-in-fact and agents, and each of them, full power and authority to do and perform each and every act and thing requisite and necessary to be done in connection therewith, as fully to all intents and purposes as he or she might or could do in person, hereby ratifying and confirming that all said attorneys-in-fact and agents, or any of them or their or his or her substitute or substitutes, may lawfully do or cause to be done by virtue hereof.

Pursuant to the requirements of the Securities Exchange Act of 1934, this Annual Report on Form 10-K has been signed by the following persons on behalf of the Registrant and in the capacities and on the dates indicated:

Signature	Title	Date
/s/ Mark Zuckerberg Mark Zuckerberg	Board Chair Chairman and Chief Executive Officer (Principal Executive Officer)	February 1, 2024 January 29, 2025
/s/ Susan Li Susan Li	Chief Financial Officer (Principal Financial Officer)	February 1, 2024 January 29, 2025
/s/ Aaron Anderson Aaron Anderson	Chief Accounting Officer (Principal Accounting Officer)	February 1, 2024 January 29, 2025
/s/ Peggy Alford Peggy Alford	Director	February 1, 2024 January 29, 2025
/s/ Marc L. Andreessen Marc L. Andreessen	Director	February 1, 2024 January 29, 2025
/s/ John Arnold John Arnold	Director	January 29, 2025
John Elkann	Director	
/s/ Andrew W. Houston Andrew W. Houston	Director	February 1, 2024 January 29, 2025
/s/ Nancy Killefer Nancy Killefer	Director	February 1, 2024 January 29, 2025
/s/ Robert M. Kimmitt Robert M. Kimmitt	Director	February 1, 2024 January 29, 2025
Charles Songhurst	Director	

[Table of Contents](#)

Signature	Title	Date
/s/ Sheryl K. Sandberg Hock E. Tan Sheryl K. Sandberg Hock E. Tan	Director	February 1, 2024 January 29, 2025
/s/ Tracey T. Travis Tracey T. Travis	Director	February 1, 2024 January 29, 2025
Dana White	Director	
/s/ Tony Xu Tony Xu	Director	February 1, 2024 January 29, 2025

+ John Elkann, Charles Songhurst, and Dana White were elected to the board of directors effective December 30, 2024, and accordingly did not sign this Annual Report on Form 10-K.

132

DESCRIPTION OF CAPITAL STOCK META PLATFORMS, INC.

INSIDER TRADING POLICY

The following descriptionI. Background and Purpose

A. Why have we adopted this policy?

This policy has been adopted to help you comply with the federal securities laws and to avoid even the appearance of capital stock impropriety. Under the securities laws, it is generally illegal for any person to trade in the securities of Meta Platforms, Inc. (the "company," "we," "us" ("Meta" or the "Company") or any other company while in the possession of material non-public information about that company. It is also generally illegal for any such person to give material non-public information about Meta or any other company to others who then trade on the basis of that information. The consequences of prohibited insider trading or the "tipping" of material non-public information can be severe for both individuals engaging in such behavior and "our" summarizes certain provisions for Meta. Violators, as well as Meta, its directors and officers and/or the managers of our amended the person violating the rules may be required to pay major civil or criminal penalties (including jail time) and restated certificate could be subject to private lawsuits in connection with the violation of incorporation the insider trading laws.

B. What is insider trading?

"Insider trading" occurs when any person PURCHASES or SELLS Meta securities on the basis of material non-public information concerning Meta, or from tipping (directly or indirectly passing on) material non-public information to others. Meta securities include not only stocks, but also include options, restricted stock units ("RSUs"), warrants, bonds and our amended and restated bylaws. The description is intended notes as well as derivative securities that are not issued by Meta, such as exchange-traded put or call options or swaps relating to Meta's securities. "Purchase" includes not only the actual purchase of a summary, and is qualified in its entirety by reference security, but any contract to our amended and restated certificate purchase or otherwise acquire a security. "Sale" includes not only the actual sale of incorporation and our amended and restated bylaws, copies a security, but any contract to sell or otherwise dispose of which have been filed as exhibits to this Annual Report on Form 10-K, a security.

Our authorized capital stock consists Does this policy also apply to securities of 9,241,000,000 shares, consisting of: (i) 5,000,000,000 shares of Class A common stock, \$0.000006 par value per share; (ii) 4,141,000,000 shares of Class B common stock, \$0.000006 par value per share; and (iii) 100,000,000 shares of preferred stock, \$0.000006 par value per share. other companies?

Common Stock Insider trading on the basis of material non-public information about Meta is prohibited under this policy. In connection with your work at Meta, you may also learn material non-public information about other companies. This policy also prohibits trading in those companies' securities on the basis of material non-public information about those companies learned through your employment at Meta, and prohibits tipping (directly or indirectly passing on) material non-public information about those companies to others.

Dividend Rights

Subject Note that if you learn material non-public information that affects multiple other companies, you may not trade the securities of any of those companies. For example, say you learn that Meta has plans to preferences that may apply acquire Company A. The acquisition is not material to shares of preferred stock outstanding at the time, the holders of outstanding shares of our common stock are entitled to receive dividends out of funds legally available if our board of directors, in its discretion, determines to issue dividends and only then at the times and Meta but it is material non-public information about Company A. There is also a Company B in the amounts same industry that our board is economically linked to Company A, such that the announcement of directors the acquisition of Company A could be expected to affect the stock price of Company B. This policy prohibits trading in securities of both Company A and Company B while in possession of that material non-public information.

C. What is "Material Non-public Information"?

Information concerning Meta is considered "MATERIAL" if there is a substantial likelihood that a reasonable investor would consider the information important in making a decision to purchase or sell Meta's securities. Material information can be positive or negative and can relate to virtually any aspect of Meta's business.

Examples of material information may determine.

Voting Rights

The holders of our Class B common stock include (but are entitled to ten votes per share, and holders of our Class A common stock are entitled to one vote per share. The holders of our Class A common stock and Class B common stock vote together as a single class, unless otherwise required by law. Delaware law could require either holders of our Class A common stock or our Class B common stock to vote separately as a single class in the following circumstances:

not limited to) facts concerning:

- if we were to seek to amend our amended and restated certificate of incorporation to increase historical or forecasted revenues, earnings or other financial results;
- significant new products or services or other product developments;
- significant new contracts, customers or partners or the authorized number of shares loss of a class significant contract, customer or partner;

- significant developments regarding Meta's technology or business operations;
- significant, sustained changes in user growth and engagement;

- possible mergers or acquisitions or dispositions of significant subsidiaries or assets, tender offers, joint ventures, restructurings or curtailment of operations;
- pending or threatened significant litigation or regulatory inquiries or developments in existing litigation or inquiries;
- significant cybersecurity incidents or data breaches;
- significant developments in borrowings, or financings or capital investments;
- significant changes in financial condition or asset value or liquidity issues;
- changes in debt ratings, or analyst upgrades or downgrades of Meta or its securities;
- changes in senior management;
- significant changes in corporate strategy;
- changes in accounting methods and write-offs; and
- stock offerings, stock splits or changes in dividend policy.

This list is illustrative only and is not intended to **increase** provide a comprehensive list of circumstances that could result in material information. Determination of what may constitute material information will depend upon the facts and circumstances in each particular situation.

Information is “**NON-PUBLIC**” if it is not available to the general public. In order for information to be considered public, it must be generally available to investors and widely disseminated through (i) press releases or **decrease** corporate blog posts issued by Meta, publicly accessible webcasts or conference calls conducted by Meta or a public filing made by Meta with the **par value** Securities and Exchange Commission (“SEC”), or (ii) publication in a widely-available newspaper, news magazine or news website. In addition, a sufficient amount of time must pass so that the information has had an opportunity to be digested by the marketplace. As a **class** general rule, information should not be considered fully absorbed by the marketplace until one (1) full trading day after the release of **stock**, such information.

One helpful way to determine if you have material non-public information is to ask yourself, “Would the person on the other side of this transaction still want to complete the trade at this price if he or she knew what I know about Meta?” If the answer is “no,” chances are you possess material non-public information.

A good general rule of thumb: WHEN IN DOUBT, DO NOT TRADE.

D. Who is covered under this policy?

If you fall under any of the categories below, you are subject to this policy:

- directors, officers and employees of Meta and its subsidiaries;
- spouses, domestic partners, dependent children (whether or not minors) and any other family members who live in the same household of any persons listed in the bullet above;
- consultants and contractors of Meta and its subsidiaries; and
- any persons or entities or accounts controlled by any of the above or which investment decisions are directed or influenced by any of the above.

Any trades in Meta securities made on your behalf, including trades by brokers or other third parties, are subject to this policy, and it is your responsibility to ensure all such trading activity is in compliance with this policy. You should also be aware that trades in Meta securities by other members of your immediate family (e.g. parents or siblings) as well as unrelated members of your household may be heavily scrutinized based on their proximity to

you. In an insider trading investigation, the burden of proof is often on the insider to prove that trades made by such persons were not the result of information that the insider may have possessed. Accordingly, while we don’t expect you to monitor what is outside of your control, if you are concerned about this possibility, we suggest that you send a message to these people informing them of Meta’s regular closed trading period and ask them to comply with the closed trading period.

E. Who administers this policy?

The Company’s Chief Legal Officer administers this policy and serves as the Insider Trading Policy Compliance Officer (the “Insider Trading Policy Compliance Officer”). In his or her absence, Meta’s Chief Financial Officer will serve as the Insider Trading Policy Compliance Officer. The Insider Trading Policy Compliance Officer may also designate one or more individuals in the legal department who may perform the functions of the Insider Trading Policy Compliance Officer. The Insider Trading Policy Compliance Officer will review and either approve or prohibit all proposed trades requiring preapproval under this policy according to the procedures set forth in this policy, except that with respect to the Chief Legal Officer, any proposed trades must be approved by Meta’s Chief Financial Officer. All determinations and interpretations by the Insider Trading Policy Compliance Officer will be final and not subject to further review.

II. Insider Trading Policies

OVERRIDING RULE: NO ONE CAN TRADE META SECURITIES WHILE IN POSSESSION OF MATERIAL NON-PUBLIC INFORMATION, AND NO ONE CAN HELP OR ENCOURAGE ANYONE TO TRADE META SECURITIES WHILE IN POSSESSION OF MATERIAL NON-PUBLIC INFORMATION.

A. No Trading on Material Non-public Information

If you possess material non-public information, you may not purchase or sell, including any offer to purchase or offer to sell, any of Meta's securities, during any period beginning with the date you received the material non-public information concerning Meta, and ending at market open on the second full trading day after public disclosure of that information, or at such time when the non-public information is no longer material.

B. No Trading During Closed Trading Periods; Pre-Clearance of Certain Transactions

1. Regular Closed Trading Period

You may not trade in any security of Meta during the period beginning at market close on the last day of the middle month of any fiscal quarter of Meta and ending at market open on the second full trading day after the public release of earnings data for such fiscal quarter (a "Regular Closed Trading Period"). For example, if Meta announces its prior fiscal quarter earnings on the afternoon of Wednesday, July 28th, then **that class** the Regular Closed Trading Period will end at market open on Friday, July 30th, and you would potentially be able to trade in the "open trading window" from Friday, July 30th through market close on August 31st. However, these open trading windows should not be considered a safe harbor, as you are always restricted from trading under this policy if you possess material non-public information, even during open trading windows.

2. Special Closed Trading Period

The Insider Trading Policy Compliance Officer may suspend trading in Meta securities from time to time for some or all persons subject to this policy because of material developments known to Meta or certain persons within Meta and not yet disclosed to the public, as he or she deems appropriate (a "Special Closed Trading Period" and together with a Regular Closed Trading Period, a "Closed Trading Period"), and need not provide any reason for such suspension. The Insider Trading Policy Compliance Officer or his or her designee will notify you if you are subject to a Special Closed Trading Period, and may not explain the reasons.

3. Pre-Clearance of Trades of Restricted Persons

In addition to being subject to the Closed Trading Periods described above, and subject to the 10b5-1 Trading Plan requirements for 10b5-1 Designated Persons described below, all members of the Company's Board of Directors and "Section 16 officers" (as defined below) and certain other designated employees, consultants and contractors

(collectively, the "Restricted Persons") will be designated on a "Pre-Clear List" and will be required to **vote separately** pre-clear ALL trades in Meta securities with the Insider Trading Policy Compliance Officer or his or her designee prior to trading in Meta's securities, even during an open trading window. These Restricted Persons must contact the Insider Trading Policy Compliance Officer prior to commencing any trade in Meta's securities. The Company will notify you if you are on the Pre-Clear List.

Approval of trades by Restricted Persons on the Pre-Clear List is in the sole discretion of Meta. If a transaction is approved, you must execute the transaction within five (5) trading days after the day you receive such approval, but in no event after the commencement of a Closed Trading Period. If for any reason you do not complete the trade within five (5) trading days after you receive approval, you must obtain pre-clearance again before you can trade the securities. For example, if the Insider Trading Policy Compliance Officer or his or her designee approves a trade on a Friday, then you will have until the end of the trading day the following Friday to complete your trade.

Any requests to approve a trade while you are subject to a Closed Trading Period will be denied.

4. Pre-Clearance of Gifts by 10b5-1 Designated Persons

All 10b5-1 Designated Persons must also pre-clear all gifts of Meta securities and transfers of Meta securities for estate planning purposes with the **proposed amendment** Insider Trading Policy Compliance Officer or his or her designee prior to such transfer, even during an open trading window.

C. No Tipping

You may not tip (i.e. directly or indirectly pass on) material non-public information to any other person where the information may be used by such person to trade in the securities to which such information relates. You may not make recommendations or express opinions as to trading in Meta's securities. For example, you may not suggest, encourage or recommend that others buy or sell Meta's securities (or that they refrain from buying or selling in any setting), including through participation in any investment or stock-related Meta group, message board or other similar medium.

D. No Margining or Pledging of Company Securities

You may not hold Meta securities in margin accounts or pledge such securities as collateral for a loan except in limited circumstances as approved by the Compensation, Nominating, & Governance Committee. However, you may maintain a margin account so long as you do not hold Meta securities in the account, or otherwise use the account to trade Meta securities on margin, or otherwise use Meta securities as collateral.

E. No Trading in Futures or Derivative Securities or Hedging

You may not purchase or sell futures or derivative securities relating to Meta securities, or engage in hedging activities relating to Meta securities, including exchange traded options to purchase or sell such securities, puts, calls, collars, forward sale contracts, equity swaps, exchange funds, or other arrangements or instruments designed to hedge or offset

decreases in the market value of Meta securities.

Investments in mutual funds or exchange-traded funds ("ETFs") that track a broad-based index (such as the S&P 500) and/or have holdings comprised of less than 10% in Meta stock are exempt from this policy. However, investments in any other mutual fund or ETF where Meta stock comprises 10% or more of such fund's holdings are subject to this policy and shares of such mutual fund or ETF are treated as if they were Meta securities.

F. No Short Sales

You may not sell Meta securities "short" (meaning any transaction in which you would benefit from a decline in the price of the securities).

G. No Trading on Information Regarding Other Companies

If you, in the course of working for Meta, learn of material non-public information about another company, you may not trade in that company's securities until the information becomes public or is no longer material. You should treat

- if we were

material non-public information about Meta's business associates with the same care required with respect to seek information related directly to amend our amended Meta.

H. Confidentiality of Non-public Information

Non-public information relating to Meta is the property of Meta and restated certificate the unauthorized disclosure or improper use of incorporation in a manner that alters or changes the powers, preferences or special rights of a class of stock in a manner that affected its holders adversely, then that class would be required such information is forbidden. You may not disclose material non-public information to vote separately to approve the proposed amendment.

Stockholders other persons within Meta whose jobs do not require them to have that information, or outside of Meta to other persons, unless such disclosure is made in accordance with Meta's policies regarding the ability to cumulate votes for the election protection or unauthorized external disclosure of directors. Our amended and restated certificate of incorporation and amended and restated bylaws provide for a classified board of directors consisting of three classes of approximately equal size, each serving staggered three-year terms, when the outstanding shares of our Class B common stock represent less than a majority of the combined voting power of common stock. Our directors will be assigned by the then-current board of directors to a class when the outstanding shares of our Class B common stock represent less than a majority of the combined voting power of common stock.

No Preemptive or Similar Rights

Our common stock is not entitled to preemptive rights and is not subject to conversion, redemption or sinking fund provisions.

Right to Receive Liquidation Distributions

Upon our dissolution, liquidation or winding-up, the assets legally available for distribution to our stockholders are distributable ratably among the holders of our common stock, subject to prior satisfaction of all outstanding debt and liabilities and the preferential rights and payment of liquidation preferences, if any, on any outstanding shares of preferred stock.

Conversion

The outstanding shares of Class B common stock are convertible at any time as follows: (1) at the option of the holder, a share of Class B common stock may be converted at any time into one share of Class A common stock or (2) upon the election of the holders of a majority of the then outstanding shares of Class B common stock, all outstanding shares of Class B common stock may be converted into shares of Class A common stock, information regarding Meta. In addition, each share of Class B common stock your confidentiality agreement with Meta provides that Meta confidential information will convert automatically into one share of Class A common stock upon any transfer, whether or not for value, except for certain transfers described in our amended and restated certificate of incorporation, including transfers to family members, trusts solely only be used for the benefit of the stockholder company and solely to the extent necessary to perform your job. Any other use—such as trading on such information for personal benefit/profit—is prohibited. In addition to violating this policy and/or their family members, your confidentiality agreement, any unauthorized disclosures or improper use of such information may also violate Meta's agreements with third parties and partnerships, corporations, and may be in breach of your fiduciary, loyalty or other entities exclusively owned by duties to Meta.

III. Exceptions to Trading Restrictions

A. 10b5-1 Trading Plans

Transactions in Meta's securities that are executed pursuant to an approved trading plan established pursuant to SEC Rule 10b5-1 under the stockholder or their family members. Once converted or transferred and converted into Class A common stock, the Class B common stock Securities Exchange Act of 1934, as amended (a "10b5-1 Trading Plan"), will not be reissued, subject to this policy. SEC Rule 10b5-1 generally provides an affirmative defense from insider trading liability under the federal securities laws for securities trading plans that are entered into in good faith when you are not in possession of material non-public information and with respect to which you act in good faith for the duration of the plan.

Preferred Stock

Subject to limitations prescribed by Delaware law, our board The 10b5-1 Trading Plan must either specify the amount, pricing and timing of directors is authorized to issue preferred stock transactions in one advance or more series, to establish from time to time include a written formula or algorithm, or computer program, for determining the number of shares, prices and dates. Once a 10b5-1 Trading Plan is adopted, you must not exercise any subsequent influence over the amount of securities to be included traded, the price at which they are to be traded or the date of any trades under the plan. All 10b5-1 Trading Plans, including any modifications, terminations, or other changes of such plans, must be pre-approved by the Insider Trading Policy Compliance Officer or his or her designee and may only be adopted, modified or terminated when you are not subject to a Closed Trading Period and not in each series possession of material non-public information.

Subject to the Transition Period and Affiliated Fund Exclusion provisions described in the Company's 10b5-1 Trading Plan Policy, "10b5-1 Designated Persons" (as defined below) are required to fix conduct all purchase and sale transactions involving Meta's securities, including the designation, powers, preferences sale of Meta securities that they control through a trust or other entity, through a 10b5-1 Trading Plan and rights shall not be entitled to conduct transactions in open trading windows outside of a 10b5-1 Trading Plan. However, bona fide gifts, any transfers pursuant to a divorce settlement/agreement or other similar court order, or transfers for estate planning purposes by 10b5-1 Designated Persons need not be conducted under a 10b5-1 Trading Plan. In addition, sales by foundations or other charitable entities controlled by 10b5-1 Designated Persons of shares received as a result of a bona fide gift need not be conducted under a 10b5-1 Trading Plan if (a) the underlying gift was effected during an open trading window and (b) the decision to sell such gifted securities is made by an independent investment committee without any consultation with or influence of the shares transferor. For purposes of each series and any this policy, "10b5-1 Designated Persons" means the following individuals: (i) members of its qualifications, limitations or restrictions. Our board of directors also can increase or decrease the number of shares of any series, but not below the number of shares of that series then outstanding, without any further vote or action by our stockholders. Our board of directors may authorize the issuance of preferred stock with voting or conversion rights that could adversely affect the voting power or other rights of the holders of the common stock. The issuance of preferred stock, while providing flexibility in connection with possible acquisitions and other corporate purposes, could, among other things, have the effect of delaying, deferring or preventing a change in control of our company.

Anti-Takeover Provisions

So long as the outstanding shares of our Class B common stock represent a majority of the combined voting power of common stock, Mark Zuckerberg will effectively control all matters submitted to our stockholders for a vote, as well as the overall management and direction of our company, which will have the effect of delaying, deferring or discouraging another person from acquiring control of our company.

After such time as the shares of our Class B common stock no longer represent a majority of the combined voting power of our common stock, the provisions of Delaware law, our amended and restated certificate of incorporation and our amended and restated bylaws may have the effect of delaying, deferring or discouraging another person from acquiring control of our company.

Delaware Law

A Delaware corporation may "opt out" of these provisions with an express provision in its original certificate of incorporation or an express provision in its certificate of incorporation or bylaws resulting from a stockholders' amendment approved by at least a majority of the outstanding voting shares. We have expressly elected not to be governed by the business combination provisions of Section 203 of the Delaware General Corporation Law.

Amended and Restated Certificate of Incorporation and Bylaw Provisions

Our amended and restated certificate of incorporation and our amended and restated bylaws include a number of provisions that may have the effect of deterring hostile takeovers or delaying or preventing changes in control of our company, even after such time as the shares of our Class B common stock no longer represent a majority of the combined voting power of our common stock, including the following:

- **Separate Class B Vote for Certain Transactions.** Any transaction that would result in a change in control of our company requires the approval of a majority of our outstanding Class B common stock voting as a separate class until such time as shares of our Class B common stock represent less than thirty-five percent (35%) of the combined voting power of our common stock. This provision could delay or prevent the approval of a change in control that might otherwise be approved by a majority of outstanding shares of our Class A and Class B common stock voting together on a combined basis.
- **Dual Class Stock.** Our amended and restated certificate of incorporation provides for a dual class common stock structure, which provides Mark Zuckerberg, our founder, Chairman, and CEO, with the ability to control the outcome of matters requiring stockholder approval, even if he owns significantly less than a majority of the shares of our outstanding Class A and Class B common stock, including the election of directors and significant corporate transactions, such as a merger or other sale of our company or its assets.
- **Supermajority Approvals.** Our amended and restated certificate of incorporation and amended and restated bylaws do not provide that certain amendments to our amended and restated certificate of incorporation or amended and restated bylaws by stockholders will require the approval of two-thirds of the combined vote of our then-outstanding shares of Class A and Class B common stock. However, when the outstanding shares of our Class B common stock represent less than a majority of the combined voting power of common stock, certain amendments to our amended and restated certificate of incorporation or amended and restated bylaws by stockholders will require the approval of two-thirds of the combined vote of our then-outstanding shares of Class A and Class B common stock. This will have the effect of making it more difficult to amend our amended and restated certificate of incorporation or amended and restated bylaws to remove or modify certain provisions.
- **Meta's Board of Directors, Vacancies.** Our (ii) Meta's "officers" as defined under Rule 16a-1(f) promulgated under the Securities Exchange Act of 1934, as amended (collectively, "Section 16 officers"), and restated certificate (iii) certain other individuals (such as members of incorporation and amended and restated bylaws provide that

stockholders may fill vacant directorships. When the outstanding shares of our Class B common stock represent less than a majority of the combined voting power of common stock, our amended and restated certificate of incorporation and amended and restated bylaws authorize only our board of directors management who report directly to fill vacant directorships. In addition, the number of directors constituting our board of directors is set only by resolution adopted by a majority vote of our entire board of directors. These provisions restricting the filling of vacancies will prevent a stockholder from increasing the size of our board of directors and gaining control of our board of directors by filling the resulting vacancies with its own nominees.

- **Classified Board.** Our board of directors is not classified. Our amended and restated certificate of incorporation and amended and restated bylaws provide that when the outstanding shares of our Class B common stock represent less than a majority of the combined voting power of common stock, our board of directors will be classified into three classes of directors each of which will hold office for a three-year term. In addition, thereafter, directors may only be removed from the board of directors for cause. The existence of a classified board could delay a successful tender offeror from obtaining majority control of our board of directors, and the prospect of that delay might deter a potential offeror.

- **Stockholder Action; Special Meeting of Stockholders.** Our amended and restated certificate of incorporation provides that stockholders will be able to take action by written consent. When the outstanding shares of our Class B common stock represent less than a majority of the combined voting power of common stock, our stockholders will no longer be able to take action by written consent, and will only be able to take action at annual or special meetings of our stockholders. Stockholders will not be permitted to cumulate their votes for the election of directors. Our amended and restated bylaws further provide that special meetings of our

stockholders Meta's Chief Executive Officer) who may be called only by a majority of our board of directors, the chairman of our board of directors, our chief executive officer or our president.

- **Advance Notice Requirements for Stockholder Proposals and Director Nominations.** Our amended and restated bylaws provide advance notice procedures for stockholders seeking to bring business before our annual meeting of stockholders, or to nominate candidates for election as directors at any meeting of stockholders. Our amended and restated bylaws also specify certain requirements regarding the form and content of a stockholder's notice. These provisions may preclude our stockholders from bringing matters before our annual meeting of stockholders or from making nominations for directors at our meetings of stockholders.

- **Issuance of Undesignated Preferred Stock.** Our board of directors has the authority, without further action by the stockholders, to issue up to 100,000,000 shares of undesignated preferred stock with rights and preferences, including voting rights, designated from time to time by joint approval of the board Chief Legal Officer and Chief Financial Officer.

For more information, see Meta's 10b5-1 Trading Plan Policy.

B. Bona Fide Gifts and Other Transfers Without Consideration

Bona fide gifts or other transfers without consideration are exempt from this policy; provided that, for gifts or other transfers without consideration made (i) in a Closed Trading Period or (ii) at a time when you possess material non-public information, the recipient must agree not to sell Meta securities before the earliest time after the gift is completed that you are permitted to sell Meta securities on the open market under this policy. In addition, 10b5-1

Designated Persons must comply with the requirements regarding pre-clearance of directors. The existence gifts under Section 11(B)(4) of authorized but unissued this policy.

C. Divorce Agreement or Other Court Orders

Transfers of Meta securities pursuant to a divorce agreement or settlement, or other similar court order, are exempt from this policy in a Closed Trading Period.

D. Partnership Distributions

Distributions of Meta securities by a venture capital partnership or other similar entity with which a Company director is affiliated to its partners, members or other similar persons are generally subject to this policy, unless the entity provides evidence satisfactory to the Insider Trading Policy Compliance Officer that such entity has adequate policies and procedures in place to ensure that individuals making investment decisions on its behalf would not violate insider trading laws. It is the responsibility of each affected director and the affiliated entity, in consultation with their own counsel, to determine the process and timing for any such distributions based on all relevant facts and circumstances and applicable securities laws.

E. Company Incentive Plans

This policy does not apply to (i) the vesting or settlement of RSUs, (ii) the exercise of a tax withholding right pursuant to which Meta elects to withhold shares of preferred stock enables our board to satisfy tax withholding requirements upon the vesting of directors any RSUs or (iii) a sell to render more difficult cover transaction (x) under which you have previously elected to have a broker sell vested RSUs to cover any applicable tax withholding requirements (so long as such sell to cover election was made in an open window and when you were not in possession of material non-public information) or (y) which is otherwise mandated by Meta. This policy does apply, however, to discourage any sale of Meta shares that you actually receive upon vesting and settlement of your RSUs.

IV. Penalties for Violation

Violation of the rules in this policy is grounds for disciplinary action by Meta, including termination of employment. Trading on or tipping (i.e. directly or indirectly passing on) material non-public information can also result in disgorgement of all profits and the imposition of substantial fines, extending significantly beyond any profits made or losses avoided, both for you and Meta.

V. Individual Responsibility

You are individually responsible for complying with this policy, including the determination of whether you possess material non-public information. You may, from time to time, have to forego a proposed transaction in Meta's securities even if you had planned to make the transaction before learning of any material non-public information and even though you believe you may suffer an attempt to obtain control economic loss or forego anticipated profit by waiting.

None of us by means Meta, the Insider Trading Policy Compliance Officer or Meta's other employees will have any liability for any delay in reviewing, or refusal of, a merger, tender offer, proxy contest request for pre-clearance of any potential trade or otherwise, a trading plan. Notwithstanding any review of any pre-clearance of a transaction or any review of a trading plan, none of Meta, the Insider Trading Policy Compliance Officer or Meta's other employees assumes any liability for the legality or consequences of such trading plan or transaction to your engagement in or adoption of such transaction or trading plan.

VI. Inquiries

Please direct all inquiries regarding any of the provisions or procedures of this policy to the Meta legal department.

VII. Amendments and Waivers

Amendments to this policy, and waivers requested by any director or Section 16 officer of Meta, must be approved by action of the Board of Directors or the Compensation, Nominating & Governance Committee. All other waivers

under this policy may be approved by the Insider Trading Policy Compliance Officer after consulting with legal counsel.

(Amended September 5, 2024)

EXHIBIT 19.2

META PLATFORMS, INC.
10b5-1 TRADING PLAN POLICY
(Amended September 7, 2023)

I. BACKGROUND AND PURPOSE

Choice of ForumA. Why has Meta adopted this policy?

Our This policy has been adopted to help you comply with the requirements necessary to properly implement and maintain an approved trading plan established pursuant to SEC Rule 10b5-1 (a "10b5-1 Trading Plan") under the Securities Exchange Act of 1934, as amended (the "Exchange Act").

Under applicable federal and restated certificate state securities laws, it is generally illegal for any person to trade in the securities of incorporation provides Meta while in the possession of material non-public information about the company. Meta has adopted an "Insider Trading Policy" that sets forth the Court of Chancery policies and procedures that have been implemented to assist your compliance with these laws. This policy on 10b5-1 Trading Plans makes reference to and uses terms that are defined in the Insider Trading Policy, so please review it in its entirety before reviewing this policy on 10b5-1 Trading Plans.

B. What is a 10b5-1 Trading Plan?

As provided in the Insider Trading Policy, transactions in Meta's securities that are executed pursuant to an approved 10b5-1 Trading Plan will not be subject to the restrictions of the State Insider Trading Policy, and SEC Rule 10b5-1 generally provides an affirmative defense from insider trading liability under the federal securities laws

for securities trading plans meeting certain conditions, that are entered into in good faith when you are not in possession of Delaware is material non-public information and with respect to which you act in good faith for the exclusive forum for any derivative action or proceeding brought on our behalf; any action asserting a breach duration of fiduciary duty; any action asserting a claim against us arising pursuant to the Delaware General Corporation Law, our amended and restated certificate of incorporation or our amended and restated bylaws; or any action asserting a claim against us that is governed by the internal affairs doctrine. plan.

Listing

Our Class A common stock is listed on the Nasdaq Global Select Market under the symbol "META."

Transfer Agent and RegistrarC. How does a 10b5-1 Trading Plan Work?

The transfer agent 10b5-1 Trading Plan must either specify the amount, pricing and registrar timing of transactions in advance or delegate discretion on those matters to an independent third party. Once a 10b5-1 Trading Plan is adopted, you must not exercise any influence over the amount of securities to be traded, the price at which they are to be traded or the date of any trades under the plan. All 10b5-1 Trading Plans, including any modification or other change of such plans, must be pre-approved by the 10b5-1 Compliance Officer (as set forth in Section II(H) below) and may only be adopted or modified when you are not subject to a Closed Trading Period and not in possession of material non-public information.

D. Am I required to adopt a 10b5-1 Trading Plan? Am I subject to this policy if I am not required to adopt a 10b5-1 Trading Plan, but decide to do so voluntarily?

Subject to the Transition Period and Affiliated Fund Exclusion provisions described below, "10b5-1 Designated Persons" (as defined below) are required to conduct all purchase and sale transactions involving Meta's securities, including the sale of Meta securities that they control through a trust or other entity, through a 10b5-1 Trading Plan and will not be entitled to conduct transactions in open trading windows outside of a 10b5-1 Trading Plan. However, bona fide gifts, any transfers pursuant to a divorce settlement/agreement or other similar court order, or transfers for our common stock estate planning purposes by 10b5-1 Designated Persons need not be conducted under a 10b5-1 Trading Plan. In addition, sales by foundations or other charitable entities controlled by 10b5-1 Designated Persons of shares received as a result of a bona fide gift need not be conducted under a 10b5-1 Trading Plan if (a) the underlying gift was effected during an open trading window while not in possession of material non-public information and (b) the decision to sell such gifted securities is Computershare Trust Company, N.A. made by an independent investment committee without any consultation with or influence of the transferor. For purposes of this policy, "10b5-1 Designated Persons" means the following

4

individuals: (i) members of Meta's Board of Directors, (ii) Meta's "officers" as defined under Rule 16a-1(f) promulgated under the Securities Exchange Act of 1934, as amended (collectively, "Section 16 officers"), and (iii) certain other individuals (such as members of management who report directly to Meta's Chief Executive Officer) who may be designated from time to time by joint approval of the 10b5-1 Compliance Officer and Chief Financial Officer.

Other personnel who are not 10b5-1 Designated Persons may also adopt 10b5-1 Trading Plans, and those plans will also be subject to this policy in the same manner as plans adopted by 10b5-1 Designated Persons.

Affiliated Fund Exclusion: For purposes of members of the Board of Directors under this policy, "Meta securities" excludes all Meta securities held or controlled by venture capital investment partnerships or other similar entities affiliated with such directors, provided such directors or their immediate family members or an entity formed for the benefit of such directors or their immediate family members are not the primary beneficiaries of such partnerships or entities. An immediate family member of a director includes such director's spouse (or spousal equivalent), parents, stepparents, children, stepchildren, siblings, dependents, mothers- and fathers-in-law, sons- and daughters-in-law, brothers- and sisters-in-law, and any person (other than a tenant or employee) sharing the director's household.

Transition Period: If an individual is appointed to an employee role that is designated as a 10b5-1 Designated Person, or an employee is otherwise designated as a 10b5-1 Designated Person for the first time, such employee will be entitled to trade Meta securities outside of a 10b5-1 Trading Plan: (a) if appointed or designated during an open trading window, for the remainder of such open trading window, or (b) if appointed or designated during a closed trading window, for the duration of the next open trading window following such appointment or designation; provided however, that the foregoing transition period will not apply to any person appointed to a role that is designated a Section 16 officer position and will not apply to any person who was already required to conduct all trades of Meta securities through a 10b5-1 Trading Plan under this policy.

E. Who should I contact with questions about 10b5-1 Trading Plans?

Meta's Chief Legal Officer administers this policy and Meta's 10b5-1 Plan Standards (attached hereto as Exhibit A), and serves as the 10b5-1 Compliance Officer (the "10b5-1 Compliance Officer"). In the Chief Legal Officer's absence, Meta's Chief Financial Officer will serve as the 10b5-1 Compliance Officer. The 10b5-1 Compliance Officer may also designate one or more individuals in the legal department who may perform the functions of the 10b5-1 Compliance Officer. All determinations and interpretations by the 10b5-1 Compliance Officer will be final and not subject to further review.

II. 10b5-1 TRADING PLANS – CONDITIONS OF IMPLEMENTATION

A person subject to the Insider Trading Policy may adopt a 10b5-1 Trading Plan and engage in transactions in Meta securities pursuant to such plan provided that each of the following conditions is satisfied and the general terms and circumstances of such plan are consistent with Meta's 10b5-1 Plan Standards, attached here to as Exhibit A.

A. Intended to Satisfy the Affirmative Defense Conditions of Rule 10b5-1

The 10b5-1 Trading Plan must be intended to satisfy the affirmative defense conditions of Exchange Act Rule 10b5-1(c) and comply with the requirements of said Rule 10b5-1(c) and include a statement to that general effect which includes, but is not limited to, the fact that the plan was entered into in good faith and that you will act in good faith with respect to the plan for the duration of the plan.

B. Formulaic Execution or No Exercise of Discretion

With respect to any transaction in Meta securities, the 10b5-1 Trading Plan either (i) expressly specifies the amount, price and date, (ii) provides a written formula or algorithm, or computer program, for determining amounts, prices and dates, or (iii) does not permit the person subject to this policy to exercise any subsequent influence over how, when, or whether to effect such purchase or sale, but does allow this

discretion to be exercised by a broker or other authorized third party (provided any broker or authorized third party with such influence does not have access to any material nonpublic information regarding Meta or its securities when exercising such influence). The type of transaction activity under the 10b5-1 Trading Plan must not violate the terms of the Insider Trading Policy, for example, the restrictions on hedging, short sales, or transactions in derivative securities. For the avoidance of doubt, the 10b5-1 Trading Plan may provide for transactions in shares underlying RSUs granted by Meta following the date of adoption of the 10b5-1 Trading Plan ("Future RSU Grants"), provided that the 10b5-1 Trading Plan specifies the amount, price and date of transactions in shares underlying Future RSU Grants.

C. Timeframe for Adoption, Modification or Termination

The 10b5-1 Trading Plan is adopted, Modified (as defined below), or terminated (i) only when the person is not in possession of material nonpublic information concerning the company or its securities and (ii) not subject to a Closed Trading Period (whether a Regular Closed Trading Period or a Special Closed Trading Period). For purposes of this policy, the terms "Modified" and "Modification" shall be defined to include any modification or change to the amount, price or timing of the purchase or sale of securities under a 10b5-1 Trading Plan (including, but not limited to: (i) adding or subtracting shares from the plan, (ii) changing the limit or sales prices contained in the plan, (iii) adding trading language to the plan, (iv) changing the trading dates or duration of the plan, or (v) changing vesting calculations, even if the result of errors). Administrative or other immaterial changes that do not affect the amount, price or timing of purchases or sales under the plan (including, but not limited to: (i) correcting grant identifiers, or (ii) correcting typos or other scrivener's errors) do not constitute a "Modification." In addition, re-assignment of a plan to another broker will not constitute a "Modification" provided such re-assignment does not result in any change to existing purchase or sale instructions. In the event of any dispute, the 10b5-1 Compliance Officer shall determine whether a change to a plan is deemed a Modification. Modifications should be made infrequently.

D. No Violations of Section 16 or Rule 144

The trades under the 10b5-1 Trading Plan do not violate the trading restrictions of Section 16 of the Exchange Act or Rule 144 of the Securities Act of 1933, as amended.

E. Prompt Third-Party Confirmations

The financial institution administering the 10b5-1 Trading Plan must agree to provide prompt confirmation to Meta of any proposed modification, suspension, termination or other change of the 10b5-1 Trading Plan.

F. Legal Expenses

If a proposed 10b5-1 Trading Plan contains complex provisions, Meta may condition its review on participant's agreement to pay Meta's expenses for legal advice related to the review process. Additionally, if a proposed 10b5-1 Trading Plan contains complex provisions, Meta's review may be subject to delay.

G. Termination or Suspension Right in Favor of the Company

The 10b5-1 Trading Plan must provide that Meta can terminate or suspend the 10b5-1 Trading Plan, in its sole discretion, by notice to the financial institution and the participant. The 10b5-1 Trading Plan must also provide Meta with the right to suspend sales due to regulatory requirements, including Regulation M under the Exchange Act, or for other reasons such as lock up agreements in connection with underwritten public offerings.

H. Prior Notice to the Company and Company Acknowledgement

A copy of the 10b5-1 Trading Plan, and any subsequent Modification or other change thereto, must be provided to the 10b5-1 Compliance Officer (or in the case of the 10b5-1 Compliance Officer, to the CFO) on the time frame specified by the 10b5-1 Compliance Officer or the Meta legal department to allow for approval pursuant to the

Insider Trading Policy. If the 10b5-1 Compliance Officer does not acknowledge

the plan or any subsequent Modification or other change thereto within ten (10) business days of delivery (whether acknowledged by signature, email approval or delivery of an issuer certificate or similar instrument), the plan or Modification or other change will not be deemed to be pre-approved under the Insider Trading Policy.

I. Commencement of Trading

Trades under the 10b5-1 Trading Plan, or any subsequent Modification thereto, do not commence until (i) for employees other than members of the Board of Directors and Section 16 Officers, at least ninety (90) days have elapsed from the date the 10b5-1 Trading Plan, or any such Modification, as the case may be, is entered into by the plan participant and broker (the "signing date") and (ii) for members of the Board of Directors and Section 16 Officers, the later of ninety (90) days after the signing date or two (2) business days following disclosure of Meta's financial results on Form 10-K or Form 10-Q for the fiscal quarter in which the signing date occurred, provided that in no event shall such date be more than 120 days from the signing date (the periods set forth in (i) and (ii), each a "Cooling-Off Period") (and provided in each case that such plan or Modification is acknowledged by the 10b5-1 Compliance Officer pursuant to the Insider Trading Policy within ten (10) business days of the signing date).

III. Inquiries

Please direct all inquiries regarding any of the provisions or procedures of this policy to the Meta legal department.

IV. Amendments and Waivers

Amendments to, or waivers under, this policy may be approved by action of the Board of Directors or the Compensation, Nominating & Governance Committee. In addition, the 10b5-1 Compliance Officer may approve waivers under this policy after consulting with legal counsel. The 10b5-1 Plan Standards attached as Exhibit A may be amended or waived by the Board of Directors, the Compensation, Nominating & Governance Committee or the 10b5-1 Compliance Officer.

EXHIBIT A

Meta's 10b5-1 Plan Standards

(Amended January 29, 2023)

1. Specialized 10b5-1 Broker: Employees and directors who wish to enter into 10b5-1 plans must use Charles Schwab for execution of such plans. This aligns with Meta's use of Charles Schwab as Meta's sole broker for the Meta equity program. By limiting employees and directors to the selected broker for this purpose, Meta hopes to reduce employee fees, facilitate use of 10b5-1 plans by all interested employees, ease administration of plans, and enable the execution of transactions in a more orderly fashion. Charles Schwab shall provide a form of 10b5-1 plan document for use by employees and directors, as discussed further in Section 2, below.

2. Overlapping Plans; Specific Plan Standards for the Broker: Each individual can only have one (1) active trading plan in place at a time. In addition, each individual can only have one (1) "single trade" 10b5-1 trading plan during any 12-month period. If you control, or direct or influence investment decisions of, any trust or other entity, you may not enter into a separate trading plan for the trust or other entity, but you may include the shares held by such trust or other entity in your individual plan.

In addition, notwithstanding the foregoing, an individual may enter into a second trading plan so long as such second plan does not begin trading until after all trades under the first plan are completed or expired without execution.

Plans with Charles Schwab typically utilize specified determinants regarding date(s), price(s), start and end dates and share amounts to be sold under the 10b5-1 plan using a template provided by Charles Schwab. Plans with Charles Schwab cannot include determinants that are derived through employee or director-provided formulas or algorithms, but can include volume weighted average price (VWAP).

3. Number of Shares: There is no limitation on the number of shares that a 10b5-1 plan can cover; however, each individual share of stock can only be covered by one (1) 10b5-1 plan. In addition, there must be a sufficient number of shares in the 10b5-1-related brokerage account to cover any balance of shares available for sale under the applicable 10b5-1 plan.

4. **Duration:** A 10b5-1 plan cannot have a duration longer than two years.
5. **Absolute Discretion of the 10b5-1 Compliance Officer:** The 10b5-1 Compliance Officer shall have absolute discretion to suspend an employee or director's eligibility under this policy or otherwise take appropriate measures in the event that an employee or director appears to be cancelling or modifying their plan(s) in a serial fashion and/or in a manner that is not in keeping with the spirit of Rule 10b5-1.
6. **Further Guidance for Section 16 Officers:** Employees designated by Meta as subject to the disclosure requirements of Section 16 of the Securities and Exchange Act of 1934, as amended, and directors should be mindful of SEC filing requirements and stockholder concerns when designing their 10b5-1 plans.

EXHIBIT 21.1

LIST OF SUBSIDIARIES
META PLATFORMS, INC.

Cassin Networks ApS (Denmark)
Edge Network Services Limited (Ireland)
Facebook Circularity, LLC (Delaware)
Facebook Holdings, LLC (Delaware)
Facebook India Online Services Private Limited (India)
Facebook Operations, LLC (Delaware)
Facebook Procurement LLC (Delaware)
Facebook Serviços Online Do Brasil Ltda. (Brazil)
Facebook UK Limited (United Kingdom)
FCL Tech Limited (Ireland)
Goldframe LLC (Delaware)
Greater Kudu LLC (Delaware)
Hibiscus Properties, LLC (Delaware)
Instagram, LLC (Delaware)
Malkoha Pte. Ltd. (Singapore)
Meta Payments Inc. (Florida)
Meta Platforms Ireland Limited (Ireland)
Meta Platforms Technologies, LLC (Delaware)
Middle Mile Infrastructure, LLC (Delaware)
Morning Hornet LLC (Delaware)
Offprints LLC (Delaware)
Omanyte LLC (Delaware)
Paile LLC (Delaware)
Pinnacle Sweden AB (Sweden)
Raven Northbrook LLC (Delaware)
Redale LLC (Delaware)
Runways Information Services Limited (Ireland)
Scout Development, LLC (Delaware)
Siculus, Inc. (Delaware)
Sidecat LLC (Delaware)
Stadion LLC (Delaware)
Starbelt LLC (Delaware)
Velvet Tech Services, LLC (Delaware)
Vitesse, LLC (Delaware)
WhatsApp LLC (Delaware)

Consent of Independent Registered Public Accounting Firm

We consent to the incorporation by reference in the following Registration Statements:

- (1) Registration Statement (Form S-8 No. 333-270184) pertaining to the 2012 Equity Incentive Plan of Meta Platforms, Inc.,
- (2) Registration Statement (Form S-8 No. 333-262508) pertaining to the 2012 Equity Incentive Plan of Meta Platforms, Inc.,
- (3) Registration Statement (Form S-8 No. 333-252518) pertaining to the 2012 Equity Incentive Plan of Meta Platforms, Inc.,
- (4) Registration Statement (Form S-8 No. 333-236161) pertaining to the 2012 Equity Incentive Plan of Meta Platforms, Inc.,
- (5) Registration Statement (Form S-8 No. 333-229457) pertaining to the 2012 Equity Incentive Plan of Meta Platforms, Inc.,
- (6) Registration Statement (Form S-8 No. 333-222823) pertaining to the 2012 Equity Incentive Plan of Meta Platforms, Inc.,
- (7) Registration Statement (Form S-8 No. 333-186402) pertaining to the 2012 Equity Incentive Plan of Meta Platforms, Inc.,
- (8) Registration Statement (Form S-8 No. 333-181566) pertaining to the 2005 Officers' Stock Plan, 2005 Stock Plan, and 2012 Equity Incentive Plan of Meta Platforms, Inc., and
- (9) Registration Statement (Form S-3 No. 333-271535) of Meta Platforms, Inc.

of our reports dated February 1, 2024 January 29, 2025, with respect to the consolidated financial statements of Meta Platforms, Inc. and the effectiveness of internal control over financial reporting of Meta Platforms, Inc. included in this Annual Report (Form 10-K) of Meta Platforms, Inc. for the year ended December 31, 2023 December 31, 2024.

/s/ Ernst & Young LLP

San Mateo, Jose, California
February 1, 2024

January 29, 2025

CERTIFICATION OF PERIODIC REPORT UNDER SECTION 302 OF
THE SARBANES-OXLEY ACT OF 2002

I, Mark Zuckerberg, certify that:

1. I have reviewed this annual report on Form 10-K of Meta Platforms, Inc.;
2. Based on my knowledge, this report does not contain any untrue statement of a material fact or omit to state a material fact necessary to make the statements made, in light of the circumstances under which such statements were made, not misleading with respect to the period covered by this report;

3. Based on my knowledge, the financial statements, and other financial information included in this report, fairly present in all material respects the financial condition, results of operations and cash flows of the registrant as of, and for, the periods presented in this report;

4. The registrant's other certifying officer and I are responsible for establishing and maintaining disclosure controls and procedures (as defined in Exchange Act Rules 13a-15(e) and 15d-15(e)) and internal control over financial reporting (as defined in Exchange Act Rules 13a-15(f) and 15d-15(f)) for the registrant and have:

a) Designed such disclosure controls and procedures, or caused such disclosure controls and procedures to be designed under our supervision, to ensure that material information relating to the registrant, including its consolidated subsidiaries, is made known to us by others within those entities, particularly during the period in which this report is being prepared;

b) Designed such internal control over financial reporting, or caused such internal control over financial reporting to be designed under our supervision, to provide reasonable assurance regarding the reliability of financial reporting and the preparation of financial statements for external purposes in accordance with generally accepted accounting principles;

c) Evaluated the effectiveness of the registrant's disclosure controls and procedures and presented in this report our conclusions about the effectiveness of the disclosure controls and procedures, as of the end of the period covered by this report based on such evaluation; and d) Disclosed in this report any change in the registrant's internal control over financial reporting that occurred during the registrant's most recent fiscal quarter (the registrant's fourth fiscal quarter in the case of an annual report) that has materially affected, or is reasonably likely to materially affect, the registrant's internal control over financial reporting; and

5. The registrant's other certifying officer and I have disclosed, based on our most recent evaluation of internal control over financial reporting, to the registrant's auditors and the audit committee of the registrant's board of directors (or persons performing the equivalent functions):

a) All significant deficiencies and material weaknesses in the design or operation of internal control over financial reporting which are reasonably likely to adversely affect the registrant's ability to record, process, summarize and report financial information; and b) Any fraud, whether or not material, that involves management or other employees who have a significant role in the registrant's internal control over financial reporting.

Date: February 1, 2024 January 29, 2025

/s/ MARK ZUCKERBERG

Mark Zuckerberg

Board Chair Chairman and Chief Executive Officer

(Principal Executive Officer)

EXHIBIT 31.2

CERTIFICATION OF PERIODIC REPORT UNDER SECTION 302 OF
THE SARBANES-OXLEY ACT OF 2002

I, Susan Li, certify that:

1. I have reviewed this annual report on Form 10-K of Meta Platforms, Inc.;

2. Based on my knowledge, this report does not contain any untrue statement of a material fact or omit to state a material fact necessary to make the statements made, in light of the circumstances under which such statements were made, not misleading with respect to the period covered by this report;

3. Based on my knowledge, the financial statements, and other financial information included in this report, fairly present in all material respects the financial condition, results of operations and cash flows of the registrant as of, and for, the periods presented in this report;

4. The registrant's other certifying officer and I are responsible for establishing and maintaining disclosure controls and procedures (as defined in Exchange Act Rules 13a-15(e) and 15d-15(e)) and internal control over financial reporting (as defined in Exchange Act Rules 13a-15(f) and 15d-15(f)) for the registrant and have:

a) Designed such disclosure controls and procedures, or caused such disclosure controls and procedures to be designed under our supervision, to ensure that material information relating to the registrant, including its consolidated subsidiaries, is made known to us by others within those entities, particularly during the period in which this report is being prepared;

b) Designed such internal control over financial reporting, or caused such internal control over financial reporting to be designed under our supervision, to provide reasonable assurance regarding the reliability of financial reporting and the preparation of financial statements for external purposes in accordance with generally accepted accounting principles;

c) Evaluated the effectiveness of the registrant's disclosure controls and procedures and presented in this report our conclusions about the effectiveness of the disclosure controls and procedures, as of the end of the period covered by this report based on such evaluation; and d) Disclosed in this report any change in the registrant's internal control over financial reporting that occurred during the registrant's most recent fiscal quarter (the registrant's fourth fiscal quarter in the case of an annual report) that has materially affected, or is reasonably likely to materially affect, the registrant's internal control over financial reporting; and

5. The registrant's other certifying officer and I have disclosed, based on our most recent evaluation of internal control over financial reporting, to the registrant's auditors and the audit committee of the registrant's board of directors (or persons performing the equivalent functions):

a) All significant deficiencies and material weaknesses in the design or operation of internal control over financial reporting which are reasonably likely to adversely affect the registrant's ability to record, process, summarize and report financial information; and b) Any fraud, whether or not material, that involves management or other employees who have a significant role in the registrant's internal control over financial reporting.

Date: February 1, 2024 January 29, 2025

/s/ SUSAN LI

Susan Li

Chief Financial Officer

(Principal Financial Officer)

EXHIBIT 32.1

CERTIFICATION PURSUANT TO
18 U.S.C. SECTION 1350
AS ADOPTED PURSUANT TO SECTION 906
OF THE SARBANES-OXLEY ACT OF 2002

I, Mark Zuckerberg, Board Chair Chairman and Chief Executive Officer of Meta Platforms, Inc. (Company), do hereby certify, pursuant to 18 U.S.C. Section 1350, as adopted pursuant to Section 906 of the Sarbanes-Oxley Act of 2002, that to the best of my knowledge:

- the Annual Report on Form 10-K of the Company for the year ended December 31, 2023 December 31, 2024 (Report) fully complies with the requirements of Section 13(a) or 15(d) of the Securities Exchange Act of 1934; and
- the information contained in the Report fairly presents, in all material respects, the financial condition and results of operations of the Company for the periods presented therein.

Date: February 1, 2024 January 29, 2025

/s/ MARK ZUCKERBERG

Mark Zuckerberg

Board Chair Chairman and Chief Executive Officer

(Principal Executive Officer)

EXHIBIT 32.2

CERTIFICATION PURSUANT TO

18 U.S.C. SECTION 1350
AS ADOPTED PURSUANT TO SECTION 906
OF THE SARBANES-OXLEY ACT OF 2002

I, Susan Li, Chief Financial Officer of Meta Platforms, Inc. (Company), do hereby certify, pursuant to 18 U.S.C. Section 1350, as adopted pursuant to Section 906 of the Sarbanes-Oxley Act of 2002, that to the best of my knowledge:

- the Annual Report on Form 10-K of the Company for the year ended **December 31, 2023** **December 31, 2024** (Report) fully complies with the requirements of Section 13(a) or 15(d) of the Securities Exchange Act of 1934; and
- the information contained in the Report fairly presents, in all material respects, the financial condition and results of operations of the Company for the periods presented therein.

Date: **February 1, 2024** **January 29, 2025**

/s/ SUSAN LI

Susan Li

Chief Financial Officer

(Principal Financial Officer)

EXHIBIT 97.1

META PLATFORMS, INC.
COMPENSATION RECOUPMENT POLICY

This Meta Platforms, Inc. Compensation Recoupment Policy (the "**Policy**") has been adopted by the Compensation, Nominating & Governance Committee of the Board of Directors (the "**Board**") of Meta Platforms, Inc. (the "**Company**") on June 1, 2023. This Policy provides for the recoupment of certain executive compensation in the event of an accounting restatement resulting from material noncompliance with financial reporting requirements under U.S. federal securities laws in accordance with the terms and conditions set forth herein. This Policy is intended to comply with the requirements of Section 10D of the Exchange Act (as defined below) and Section 5608 of the Nasdaq Listing Rules.

1. **Definitions.** For the purposes of this Policy, the following terms shall have the meanings set forth below.

(a) "**Committee**" means the Compensation, Nominating & Governance Committee of the Board or any successor committee thereof. If there is no Compensation, Nominating & Governance Committee of the Board, references herein to the "**Committee**" shall refer to the Company's committee of independent directors that is responsible for executive compensation decisions, or in the absence of such a compensation committee, the independent members of the Board.

(b) "**Covered Compensation**" means any Incentive-based Compensation "received" by a Covered Executive during the applicable Recoupment Period; *provided that*:

(i) such Covered Compensation was received by such Covered Executive (A) after the Effective Date, (B) after he or she commenced service as an Executive Officer and (C) while the Company had a class of securities publicly listed on a United States national securities exchange; and

(ii) such Covered Executive served as an Executive Officer at any time during the performance period applicable to such Incentive-based Compensation.

For purposes of this Policy, Incentive-based Compensation is "**received**" by a Covered Executive during the fiscal period in which the Financial Reporting Measure applicable to such Incentive-based Compensation (or portion thereof) is attained, even if the payment or grant of such Incentive-based Compensation is made thereafter.

(c) "**Covered Executive**" means any current or former Executive Officer.

(d) "**Effective Date**" means the date on which Section 5608 of the Nasdaq Listing Rules becomes effective.

(e) "**Exchange Act**" means the U.S. Securities Exchange Act of 1934, as amended.

(f) **"Executive Officer"** means, with respect to the Company, (i) its president, (ii) its principal financial officer, (iii) its principal accounting officer (or if there is no such accounting officer, its controller), (iv) any vice-president in charge of a principal business unit, division or function (such as sales, administration or finance), (v) any other officer who performs a policy-making function for the Company (including any officer of the Company's parent(s) or subsidiaries if they perform policy-making functions for the Company) and (vi) any other person who performs similar policy-making functions for the Company. Policy-making function is not intended to include policy-making functions that are not significant. The determination as to an individual's status as an Executive Officer shall be made by the Committee and such determination shall be final, conclusive and binding on such individual and all other interested persons.

(g) **"Financial Reporting Measure"** means any (i) measure that is determined and presented in accordance with the accounting principles used in preparing the Company's financial statements, (ii) stock price measure or (iii) total shareholder return measure (and any measures that are derived wholly or in part from any measure referenced in clause (i), (ii) or (iii) above). For the avoidance of doubt, any such measure does not need to be presented within the Company's financial statements or included in a filing with the U.S. Securities and Exchange Commission to constitute a Financial Reporting Measure.

(h) **"Financial Restatement"** means a restatement of the Company's financial statements due to the Company's material noncompliance with any financial reporting requirement under U.S. federal securities laws that is required in order to correct:

(i) an error in previously issued financial statements that is material to the previously issued financial statements; or

(ii) an error that would result in a material misstatement if (A) the error were corrected in the current period or (B) left uncorrected in the current period.

For purposes of this Policy, a Financial Restatement shall not be deemed to occur in the event of a revision of the Company's financial statements due to an out-of-period adjustment (i.e., when the error is immaterial to the previously issued financial statements and the correction of the error is also immaterial to the current period) or a retrospective (1) application of a change in accounting principles; (2) revision to reportable segment information due to a change in the structure of the Company's internal organization; (3) reclassification due to a discontinued operation; (4) application of a change in reporting entity, such as from a reorganization of entities under common control; or (5) revision for stock splits, reverse stock splits, stock dividends or other changes in capital structure.

(j) **"Incentive-based Compensation"** means any compensation (including, for the avoidance of doubt, any cash or equity or equity-based compensation, whether deferred or current) that is granted, earned and/or vested based wholly or in part upon the achievement of a Financial Reporting Measure. For purposes of this Policy, "Incentive-based Compensation" shall also be deemed to include any amounts which were determined based on (or were otherwise calculated by reference to) Incentive-based Compensation (including, without limitation, any amounts under any long-term disability, life insurance or supplemental retirement or severance plan or agreement or any notional account that is based on Incentive-based Compensation, as well as any earnings accrued thereon).

(k) **"Nasdaq"** means the NASDAQ Global Select Market, or any successor thereof.

(l) **"Recoupment Period"** means the three fiscal years completed immediately preceding the date of any applicable Recoupment Trigger Date. Notwithstanding the foregoing, the Recoupment Period additionally includes any transition period (that results from a change in the Company's fiscal year) within or immediately following those three completed fiscal years, provided that a transition period between the last day of the Company's previous fiscal year end and the first day of its new fiscal year that comprises a period of nine (9) to twelve (12) months would be deemed a completed fiscal year.

(m) **"Recoupment Trigger Date"** means the earlier of (i) the date that the Board (or a committee thereof or the officer(s) of the Company authorized to take such action if Board action is not required) concludes, or reasonably should have concluded, that the Company is required to prepare a Financial Restatement, and (ii) the date on which a court, regulator or other legally authorized body directs the Company to prepare a Financial Restatement.

2. Recoupment of Erroneously Awarded Compensation.

(a) In the event of a Financial Restatement, if the amount of any Covered Compensation received by a Covered Executive (the **"Awarded Compensation"**) exceeds the amount of such Covered Compensation that would have otherwise been received by such Covered Executive if calculated based on the Financial Restatement (the **"Adjusted Compensation"**), the Company shall reasonably promptly recover from such Covered Executive an amount equal to the excess of the Awarded Compensation over the Adjusted Compensation, each calculated on a pre-tax basis (such excess amount, the **"Erroneously Awarded Compensation"**).

(b) If (i) the Financial Reporting Measure applicable to the relevant Covered Compensation is stock price or total shareholder return (or any measure derived wholly or in part from either of such measures) and (ii) the amount of Erroneously Awarded Compensation is not subject to mathematical recalculation directly from the information in the Financial Restatement, then the amount of Erroneously Awarded Compensation shall be determined (on a pre-tax basis) based on the Company's reasonable estimate of the effect of the Financial Restatement on the Company's stock price or total shareholder return (or the derivative measure thereof) upon which such Covered Compensation was received.

(c) For the avoidance of doubt, the Company's obligation to recover Erroneously Awarded Compensation is not dependent on (i) if or when the restated financial statements are filed or (ii) any fault of any Covered Executive for the accounting errors or other actions leading to a Financial Restatement.

(d) Notwithstanding anything to the contrary in Sections 2(a) through (c) hereof, the Company shall not be required to recover any Erroneously Awarded Compensation if both (x) the conditions set forth in either of the following clauses (i) or (ii) are satisfied and (y) the Committee (or a majority of the independent directors serving on the Board) has determined that recovery of the Erroneously Awarded Compensation would be impracticable:

(i) the direct expense paid to a third party to assist in enforcing the recovery of the Erroneously Awarded Compensation under this Policy would exceed the amount of such Erroneously Awarded Compensation to be recovered; *provided* that, before concluding that it would be impracticable to recover any amount of Erroneously Awarded Compensation pursuant to this Section 2(d), the Company shall have first made a reasonable attempt to recover such Erroneously Awarded Compensation, document such reasonable attempt(s) to make such recovery and provide that documentation to the Nasdaq;

(ii) recovery of the Erroneously Awarded Compensation would likely cause an otherwise tax-qualified retirement plan, under which benefits are broadly available to employees of the Company, to fail to meet the requirements of Sections 401(a)(13) or 411(a) of the U.S. Internal Revenue Code of 1986, as amended (the "Code").

(e) The Company shall not indemnify any Covered Executive, directly or indirectly, for any losses that such Covered Executive may incur in connection with the recovery of Erroneously Awarded Compensation pursuant to this Policy, including through the payment of insurance premiums or gross-up payments.

(f) The Committee shall determine, in its sole discretion, the manner and timing in which any Erroneously Awarded Compensation shall be recovered from a Covered Executive in accordance with applicable law, including, without limitation, by (i) requiring reimbursement of Covered Compensation previously paid in cash; (ii) seeking recovery of any gain realized on the vesting, exercise, settlement, sale, transfer or other disposition of any equity or equity-based awards; (iii) offsetting the Erroneously Awarded Compensation amount from any compensation otherwise owed by the Company or any of its affiliates to the Covered Executive; (iv) cancelling outstanding vested or unvested equity or equity-based awards; and/or (v) taking any other remedial and recovery action permitted by applicable law. For the avoidance of doubt, except as set forth in Section 2(d), in no event may the Company accept an amount that is less than the amount of Erroneously Awarded Compensation; *provided* that, to the extent necessary to avoid any adverse tax consequences to the Covered Executive pursuant to Section 409A of the Code, any offsets against amounts under any nonqualified deferred compensation plans (as defined under Section 409A of the Code) shall be made in compliance with Section 409A of the Code.

3. **Administration.** This Policy shall be administered by the Committee. All decisions of the Committee shall be final, conclusive and binding upon the Company and the Covered Executives, their beneficiaries, executors, administrators and any other legal representative. The Committee shall have full power and authority to (i) administer and interpret this Policy; (ii) correct any defect, supply any omission and reconcile any inconsistency in this Policy; and (iii) make any other determination and take any other action that the Committee deems necessary or desirable for the administration of this Policy and to comply with applicable law (including Section 10D of the Exchange Act) and applicable stock market or exchange rules and regulations. Notwithstanding anything to the contrary contained herein, to the extent permitted by Section 10D of the Exchange Act and Section 5608 of the Nasdaq Listing Rules, the Board may, in its sole discretion, at any time and from time to time, administer this Policy in the same manner as the Committee.

4. **Amendment/Termination.** Subject to Section 10D of the Exchange Act and Section 5608 of the Nasdaq Listing Rules, this Policy may be amended or terminated by the Committee at any time. To the extent that any applicable law, or stock market or exchange rules or regulations require recovery of Erroneously Awarded Compensation in circumstances in addition to those specified herein, nothing in this Policy shall be deemed to limit or restrict the right or obligation of the Company to recover Erroneously Awarded Compensation to the fullest extent required by such applicable law, stock market or exchange rules and regulations. Unless otherwise required

by applicable law, this Policy shall no longer be effective from and after the date that the Company no longer has a class of securities publicly listed on a United States national securities exchange.

5. **Interpretation.** Notwithstanding anything to the contrary herein, this Policy is intended to comply with the requirements of Section 10D of the Exchange Act and Section 5608 of the Nasdaq Listing Rules (and any applicable regulations, administrative interpretations or stock market or exchange rules and regulations adopted in connection therewith). The provisions of this Policy shall be interpreted in a manner that satisfies such requirements and this Policy shall be operated accordingly. If any provision of this Policy would otherwise frustrate or conflict with this intent, the provision shall be interpreted and deemed amended so as to avoid such conflict.

6. Other Compensation Clawback/Recoupment Rights. Any right of recoupment under this Policy is in addition to, and not in lieu of, any other remedies, rights or requirements with respect to the clawback or recoupment of any compensation that may be available to the Company pursuant to the terms of any other recoupment or clawback policy of the Company (or any of its affiliates) that may be in effect from time to time, any provisions in any employment agreement, offer letter, equity plan, equity award agreement or similar plan or agreement, and any other legal remedies available to the Company, as well as applicable law, stock market or exchange rules, listing standards or regulations; *provided, however*, that any amounts recouped or clawed back under any other policy that would be recoupable under this Policy shall count toward any required clawback or recoupment under this Policy and vice versa.

7. Exempt Compensation. Notwithstanding anything to the contrary herein, the Company has no obligation to seek recoupment of amounts paid to a Covered Executive which are granted, vested or earned based solely upon the occurrence or non-occurrence of nonfinancial events. Such exempt compensation includes, without limitation, base salary, time-vesting awards, compensation awarded on the basis of the achievement of metrics that are not Financial Reporting Measures or compensation awarded solely at the discretion of the Committee or the Board, *provided that* such amounts are in no way contingent on, and were not in any way granted on the basis of, the achievement of any Financial Reporting Measure.

8. Miscellaneous.

(a) Any applicable award agreement or other document setting forth the terms and conditions of any compensation covered by this Policy shall be deemed to include the restrictions imposed herein and incorporate this Policy by reference and, in the event of any inconsistency, the terms of this Policy will govern. For the avoidance of doubt, this Policy applies to all compensation that is received on or after the Effective Date, regardless of the date on which the award agreement or other document setting forth the terms and conditions of the Covered Executive's compensation became effective or was first granted or awarded, including, without limitation, compensation received under the Meta Platforms, Inc. 2012 Equity Incentive Plan (as amended) and any successor plan thereto.

(b) This Policy shall be binding and enforceable against all Covered Executives and their beneficiaries, heirs, executors, administrators or other legal representatives.

(c) If any provision of this Policy is determined to be unenforceable or invalid under any applicable law, such provision will be applied to the maximum extent permitted by applicable law and shall automatically be deemed amended in a manner consistent with its objectives to the extent necessary to conform to any limitations required under applicable law.

DISCLAIMER

THE INFORMATION CONTAINED IN THE REFINITIV CORPORATE DISCLOSURES DELTA REPORT™ IS A COMPARISON OF TWO FINANCIALS PERIODIC REPORTS. THERE MAY BE MATERIAL ERRORS, OMISSIONS, OR INACCURACIES IN THE REPORT INCLUDING THE TEXT AND THE COMPARISON DATA AND TABLES. IN NO WAY DOES REFINITIV OR THE APPLICABLE COMPANY ASSUME ANY RESPONSIBILITY FOR ANY INVESTMENT OR OTHER DECISIONS MADE BASED UPON THE INFORMATION PROVIDED IN THIS REPORT. USERS ARE ADVISED TO REVIEW THE APPLICABLE COMPANY'S ACTUAL SEC FILINGS BEFORE MAKING ANY INVESTMENT OR OTHER DECISIONS.

©2025, Refinitiv. All rights reserved. Patents Pending.