

REFINITIV

# DELTA REPORT

## 20-F

ICLR - ICON PLC

20-F - DECEMBER 31, 2024 COMPARED TO 20-F - DECEMBER 31, 2023

The following comparison report has been automatically generated

TOTAL DELTAS	4477
CHANGES	505
DELETIONS	1641
ADDITIONS	2331

UNITED STATES  
SECURITIES AND EXCHANGE COMMISSION  
WASHINGTON, D.C.20549 D.C. 20549

FORM 20-F  
(Mark One)

- ☐ Registration statement pursuant to Section 12(b) or (g) of the Securities Exchange Act of 1934  
OR  
☒ Annual report pursuant to Section 13 or 15 (d) of the Securities Exchange Act of 1934  
For the fiscal year ended: December 31, 2023 December 31, 2024  
OR  
☐ Transition report pursuant to Section 13 or 15(d) of the Securities Exchange Act of 1934  
OR  
☐ Shell company report pursuant to section 13 or 15(d) of the Securities Exchange Act of 1934.

Commission File Number: 333-08704

ICON PUBLIC LIMITED COMPANY

(Exact name of Registrant as Specified in its Charter)

ICON PLC

(Translation of Registrant's name into English)

Ireland

(Jurisdiction of Incorporation or Organization)

South County Business Park, Leopardstown, Dublin 18, D18 X5R3, Ireland.

(Address of principal executive offices)

Brendan Brennan, Nigel Clerkin, Chief Financial Officer  
South County Business Park, Leopardstown, Dublin 18, D18 X5R3, Ireland.  
Brendan.Brennan@iconplc.com Nigel.Clerkin@iconplc.com | +353-1-291-2000

(Name, telephone number, email and/or facsimile number and address of Company contact person)  
Securities registered or to be registered pursuant to Section 12(b) of the Act:

<u>Title of each class</u>	<u>Trading symbol(s)</u>	<u>Name of each exchange on which registered</u>
ORDINARY SHARES, PAR VALUE €0.06 EACH	ICLR	NASDAQ Global Select Market
Securities registered or to be registered pursuant to section 12(g) of the Act:		
NONE		
Securities for which there is a reporting obligation pursuant to Section 15(d) of the Act:		
NONE		

Indicate the number of outstanding shares of each of the issuer's classes of capital or common stock as of the close of the period covered by the annual report: 80,756,86082,495,086 Ordinary Shares.

Indicate by check mark if the registrant is a well-known seasoned issuer, as determined in Rule 405 of the Securities Act. Yes ☒ No ☐

If this report is an annual or transition report, indicate by check mark if the registrant is not required to file reports pursuant to Section 13 or 15(d) of the Securities Exchange Act of 1934. Yes ☐ No ☒

Indicate by check mark whether the registrant (1) has filed all reports required to be filed by Section 13 or 15(d) of the Securities Exchange Act 1934 during the preceding 12 months (or for such shorter period that the registrant was required to file such reports), and (2) has been subject to such filing requirements for the past 90 days: Yes ☒ No ☐

Indicate by check mark whether the registrant has submitted electronically every Interactive Data File required to be submitted pursuant to Rule 405 of Regulation S-T (§232.405 of this chapter) during the preceding 12 months (or for such shorter period that the registrant was required to submit such files). Yes ☒ No ☐

Indicate by check mark whether the registrant is a large accelerated filer, an accelerated filer, a non-accelerated filer or an emerging growth company.

Large accelerated filer ☒ Accelerated filer ☐ Non-accelerated filer ☐

Emerging growth company ☐

If an emerging growth company that prepares its financial statements in accordance with U.S. GAAP, indicate by check mark if the registrant has elected not to use the extended transition period for complying with any new or revised financial accounting standards provided pursuant to Section 13(a) of the Exchange Act.

Indicate by check mark whether the registrant has filed a report on and attestation to its management's assessment of the effectiveness of its internal control over financial reporting under Section 404(b) of the Sarbanes-Oxley Act (15 U.S.C. 7262(b)) by the registered public accounting firm that prepared or issued its audit report. ☒

If securities are registered pursuant to Section 12(b) of the Act, indicate by check mark whether the financial statements of the registrant included in the filing reflect the correction of an error to previously issued financial statements. ☐

Indicate by check mark whether any of those error corrections are restatements that required a recovery analysis of incentive-based compensation received by any of the registrant's executive officers during the relevant recovery period pursuant to §240.10D-1(b). ☐

Indicate by check mark which basis of accounting the registrant has used to prepare the financial statements included in this filing:

U.S. GAAP ☒ International Financial Reporting Standards as issued Other ☐  
by the International Accounting Standards Board ☐

If "Other" has been checked in response to the previous question, indicate by check mark which financial statement item the registrant has elected to follow. Item 17 ☐ Item 18 ☐

If this is an annual report, indicate by check mark whether the registrant is a shell company (as defined in Rule 12b-2 of the Exchange Act) Yes ☐ No ☒

---

## TABLE OF CONTENTS

	Page
<a href="#">General Information</a>	<a href="#">1</a>
<a href="#">Cautionary Statement Regarding Forward-looking Statements</a>	<a href="#">1</a>
<b>PART I</b>	
<a href="#">Item 1. Identity of Directors, Senior Management and Advisors</a>	<a href="#">2</a>
<a href="#">Item 2. Offer Statistics and Expected Timetable</a>	<a href="#">2</a>
<a href="#">Item 3. Key Information</a>	<a href="#">2</a>
<a href="#">Item 4. Information on the Company</a>	<a href="#">21</a> <a href="#">24</a>
<a href="#">Item 4A. Unresolved Staff Comments</a>	<a href="#">56</a> <a href="#">57</a>
<a href="#">Item 5. Operating and Financial Review and Prospects</a>	<a href="#">57</a> <a href="#">58</a>
<a href="#">Item 6. Directors, Senior Management and Employees</a>	<a href="#">67</a> <a href="#">68</a>
<a href="#">Item 7. Major Shareholders and Related Party Transactions</a>	<a href="#">81</a>
<a href="#">Item 8. Financial Information</a>	<a href="#">82</a>
<a href="#">Item 9. The Offer and Listing</a>	<a href="#">82</a>
<a href="#">Item 10. Additional Information</a>	<a href="#">83</a>
<a href="#">Item 11. Quantitative and Qualitative Disclosures about Market Risk</a>	<a href="#">91</a>
<a href="#">Item 12. Description of Securities Other than Equity Securities</a>	<a href="#">92</a>
<b>PART II</b>	
<a href="#">Item 13. Defaults, Dividend Arrearages and Delinquencies</a>	<a href="#">93</a>
<a href="#">Item 14. Material Modifications to the Rights of Security Holders and Use of Proceeds</a>	<a href="#">93</a>
<a href="#">Item 15. Controls and Procedures</a>	<a href="#">93</a>
<a href="#">Item 16. Reserved</a>	<a href="#">93</a>
<a href="#">Item 16A. Audit Committee Financial Expert</a>	<a href="#">93</a>
<a href="#">Item 16B. Code of Ethical Conduct</a>	<a href="#">93</a>
<a href="#">Item 16C. Principal Accountant Fees and Services</a>	<a href="#">94</a>
<a href="#">Item 16D. Exemptions from the Listing Standards for Audit Committees</a>	<a href="#">94</a>
<a href="#">Item 16E. Purchases of Equity Securities by the Issuer and Affiliated Purchasers</a>	<a href="#">95</a>
<a href="#">Item 16F. Changes in Registrant's Certifying Accountant</a>	<a href="#">95</a>
<a href="#">Item 16G. Corporate Governance</a>	<a href="#">95</a> <a href="#">96</a>
<a href="#">Item 16H. Mine Safety Disclosure</a>	<a href="#">95</a> <a href="#">96</a>
<a href="#">Item 16I. Disclosure Regarding Foreign Jurisdictions that Prevent Inspections</a>	<a href="#">95</a> <a href="#">96</a>
<a href="#">Item 16J. Insider Trading Policies</a>	<a href="#">95</a> <a href="#">96</a>
<a href="#">Item 16K. Cybersecurity</a>	<a href="#">96</a> <a href="#">97</a>
<b>PART III</b>	
<a href="#">Item 17. Financial Statements</a>	<a href="#">96</a> <a href="#">97</a>
<a href="#">Item 18. Financial Statements</a>	<a href="#">97</a>
<a href="#">Item 19. Exhibits</a>	<a href="#">150</a> <a href="#">140</a>
<a href="#">Signatures</a>	<a href="#">151</a> <a href="#">141</a>

General Information

As used herein, "ICON plc", "ICON", "ICON Group", the "Company" and "we", "our" or "us" refer to ICON public limited company and its consolidated subsidiaries, unless the context requires otherwise.

Unless otherwise indicated, ICON plc's financial statements and other financial data contained in this Form 20-F are presented in United States dollars ("\$") and are prepared in accordance with generally accepted accounting principles in the United States ("U.S. GAAP").

In this Form 20-F, references to "U.S. dollars", "U.S.\$" or "\$" are to the lawful currency of the United States, references to "euro" or "€" are to the European single currency adopted by nineteen twenty members of the European Union, references to "pound sterling", "sterling", "£", "pence" or "p" are to the lawful currency of the United Kingdom. ICON publishes its consolidated financial statements in U.S. dollars.

On July 1, 2021, the Company completed the Acquisition of PRA Health Sciences, Inc. ("PRA") by means of a merger whereby Indigo Merger Sub, Inc., a Delaware corporation and subsidiary of ICON, merged with and into PRA, the parent of the PRA Health Sciences ("the Acquisition" and "the Merger"). Upon completion of the Acquisition, PRA and its subsidiaries became wholly owned subsidiaries within the ICON Group. The financial information presented in this Form 20-F reflect the results of the combined Company for the years ended December 31, 2023 and 2022. The financial information presented for the year ended December 31, 2021 is as previously reported and does not reflect the pre-Merger results of PRA before July 1, 2021, other than where clearly stated and required by GAAP.

Cautionary Statement Regarding Forward-looking Statements

Statements included herein which are not historical facts are forward-looking statements. Such forward-looking statements are made pursuant to the safe harbor provisions of the U.S. Private Securities Litigation Reform Act of 1995 (the "PSLRA"). Forward-looking statements may be identified by the use of future tense or other forward looking words such as "believe", "expect", "anticipate", "should", "may", "strategy", or other variations or comparable terminology. The forward looking statements involve a number of risks and uncertainties and are subject to change at any time. In the event such risks or uncertainties materialize, our results could be materially adversely affected. The risks and uncertainties include, but are not limited to, dependence on the pharmaceutical industry and certain clients, the need to regularly win projects and then to execute them efficiently and correctly, the challenges presented by rapid growth, competition and the continuing consolidation of the industry, the dependence on certain key executives, changes in the regulatory environment, exchange rate fluctuations, inflation and rising labor costs, and other factors identified in the Company's United States Securities and Exchange Commission filings and in the "Risk Factors" included on pages 3 through 21, 23. The Company has no obligation under the PSLRA to update any forward looking statements and does not intend to do so.

Part I

Item 1. Identity of Directors, Senior Management and Advisers.

Not applicable.

Item 2. Offer Statistics and Expected Timetable.

Not applicable.

Item 3. Key Information.

A. [Reserved]

B. Capitalization and indebtedness

The following table presents our capitalization as of December 31, 2023 December 31, 2024 and December 31, 2022 December 31, 2023:

	December 31, 2023	December 31, 2022
	December 31, 2024	December 31, 2023
(in thousands)		
Total debt		
Less debt issuance costs and debt discount		
Less debt issuance costs and debt discount		
Less debt issuance costs and debt discount		
Total Debt, Net		
Share capital		
Share capital		

Share capital
Additional paid-in capital
Other undenominated capital
Accumulated other comprehensive loss
Retained earnings
<b>Total Shareholders' Equity</b>
<b>Total Capitalization</b>
<b>Total Capitalization</b>
<b>Total Capitalization</b>

On July 1, 2021, the Company completed the acquisition of PRA by means of a merger whereby Indigo Merger Sub, Inc., a Delaware corporation and subsidiary of ICON, merged with and into PRA Health Sciences, Inc., the parent of PRA Health Sciences ("the Acquisition" and "the Merger"). In conjunction with the completion of the merger, ICON entered into a credit agreement providing for a senior secured term loan facility of \$5,515 million and a senior secured revolving loan facility in an initial aggregate principal amount of \$300 million (the "Senior Secured Credit Facilities"). As of December 31, 2023, \$2,264 million of the senior secured term loan facility has been repaid from cash generated by the Company in the period since the completion of the Merger.

In addition to the Senior Secured Credit Facilities, the Company, issued \$500 million in aggregate principal amount of 2.875% senior secured notes in a private offering ("Senior Secured (the "2026 Notes"). On May 2, 2023, the Company agreed with its lenders to increase the aggregate principal amount of the senior secured revolving loan facility from \$300 million to \$500 million.

On May 8, 2024, ICON Investments Six Designated Activity Company (the "Issuer"), a wholly-owned subsidiary of ICON plc, issued \$2 billion senior secured notes ("the New Notes"). The New Notes were issued in aggregate principal amounts of: \$750 million 5.809% Senior Secured Notes due 2027 (the "2027 Notes"), \$750 million 5.849% Senior Secured Notes due 2029 (the "2029 Notes") and \$500 million 6.000% Senior Secured Notes due 2034 (the "2034 Notes"). The proceeds from the issuance were used to repay a portion of the senior secured term loan outstanding under the Senior Secured Credit Facilities and to pay fees, costs and expenses related to the offering.

As of December 31, 2024, \$4,568.6 million of the senior secured term loan facility has been repaid through cash flow (\$2,581.8 million) and refinancing (\$1,986.8 million) in the period since the completion of the Merger. As at December 31, 2023 December 31, 2024, \$445.0 \$500.0 million remained undrawn under the senior secured revolving loan facility.

#### C. Reasons for the offer and use of proceeds

Not applicable.

#### D. Risk Factors

Various risk factors that are relevant to our business and the services we provide are outlined below. The occurrence of any of these events may materially and adversely affect our business operations, financial condition and results of operations and future prospects.

#### Summary of Risk Factors

Below is a summary of some of the principal risks that could adversely affect our business, operations and financial results:

#### Risk Related to Our Business and Operations

- The potential loss or delay of our large contracts, or of multiple contracts, could adversely affect our results.
- If we do not generate new business awards, or if new business awards are delayed, terminated, reduced in scope or fail to go to contract, our business, financial conditions, results of operations or cash flows may be materially adversely affected.
- We depend on a limited number of customers and a loss of, or significant decrease in, business from or an inability to pay outstanding invoices by one or more of them could affect our business.
- The inability of biotechnology customers to raise adequate financing or funding could affect our business.
- Our financial results may be adversely impacted if we underprice our contracts, overrun our cost estimates or fail to receive approval for, or experience delays in, documenting change orders.
- If we are unable to successfully develop and market new services or enter new markets, our growth, results of operations or financial condition could be adversely affected.
- If we fail to attract or retain key personnel, our performance may suffer.
- We may face challenges retaining employees which could cause disruption to our integration plans and day-to-day activities which may result in additional costs to the business.
- Our ability to perform clinical trials is dependent upon the ability to recruit suitable willing patients.
- Our ability to perform clinical trials is dependent upon our ability to recruit suitable willing investigators.
- Climate change, extreme weather events, earthquakes and other natural disasters could adversely affect our business.
- A disease outbreak, epidemic or pandemic such as COVID-19, could adversely affect our business performance.
- Our business depends on the continued effectiveness and availability of our information systems, including the information systems we use to provide our services to our clients, and any system failures of, security breaches of or cyber attacks to these systems may materially limit our operations or have a material adverse effect on our results of operations.
- Upgrading the information systems that support our operating processes and evolving the technology platform for our services pose risks to our business.
- Failure to meet productivity objectives under our business improvement objectives could adversely impact our competitiveness and therefore our operating results.
- We rely on our interactive response technologies to provide accurate information regarding the randomization of patients and the dosage required for patients enrolled in the trials.

- A failure to identify and successfully close and integrate strategic acquisition targets could adversely impact our ongoing business and financial results.
- Improper **performance or delays in** performance of our services could adversely impact our reputation and our financial results.
- Our relationships with existing or potential customers who are in competition with each other may adversely impact the degree to which other customers or potential customers use our services, which may adversely affect our results of operations.
- We have only a limited ability to protect our intellectual property rights and these rights are important to our success.
- The biopharmaceutical industry has a history of patent and other intellectual property litigation and we might be involved in costly intellectual property lawsuits.
- We act as authorized representative or legal representative for some clients pursuant to certain jurisdictional requirements for sponsors of clinical trials to appoint an authorized representative or legal representative with a local presence within the relevant jurisdiction.
- We rely on third parties to provide certain data and other information to us. Our suppliers or providers might increase our cost to obtain, restrict our use of, or refuse to license data, which could lead to our inability to access certain data or provide certain services and, as a result, materially and adversely affect our operating results and financial condition.
- We rely on third parties for important products, services and licenses to certain technology and intellectual property rights. If there was failure in delivery by these parties, we might not be able to continue to obtain such products, services and licenses.

#### **Risk Related to Our Industry**

- Outsourcing trends in the pharmaceutical, biotechnology and medical device industries and changes in spending on research and development could adversely affect our operating results and growth rates.
- Large pharmaceutical companies are increasingly consolidating their vendor base and entering strategic partnership arrangements with a limited number of outsource providers.
- Increased collaboration amongst pharmaceutical companies in research and development activities may lead to fewer research opportunities.
- We operate in a highly competitive and dynamic market.
- We may be adversely affected by industry, customer or therapeutic concentration.

#### **Risk Related to Our Financial Results and Financial Position**

- Our quarterly results are dependent upon a number of factors and can fluctuate from quarter to quarter. They may fall short of prior periods, our projections or the expectations of securities analysts or investors, which may adversely affect the market price of our stock.
- Our exposure to exchange rate fluctuations could adversely **affect affect** our future results of operations.
- Inflation and rising labor costs could adversely affect our future results of operations.
- Our effective tax rate may fluctuate from quarter-to-quarter, which may adversely affect our results of operations.
- Our unsatisfied performance obligation may not convert to revenue and the rate of conversion may slow.
- The Company is exposed to various risks in relation to our cash and cash **equivalents and short term investments, equivalents.**
- Changes in accounting standards may adversely affect our financial statements.
- **Impairment of goodwill and intangible assets may adversely impact future results of operations.**

#### **Risk Related to Our Indebtedness**

- We **have** incurred substantial additional indebtedness, **in connection with the Merger**, which could impair our flexibility and access to capital and could adversely affect the **combined** Company's business, financial condition or results of operations.
- Covenants in our credit agreement and the **indenture indentures** governing the **Senior Secured 2026 Notes and the New** Notes may restrict our business and operations. Our financial condition and results of operations could be adversely affected if we do not comply with those covenants.
- Interest rate fluctuations may materially adversely affect our results of operations and financial conditions due to the variable interest rate on our senior secured term loan facility, our revolving credit facility or in respect of any future issuances of **debt, debt.**
- **Our financial results and ability to access cost effective debt may be adversely impacted if we do not maintain our credit rating.**

#### **Risk Related to Political, Legal or Regulatory Environment**

- We may lose business opportunities as a result of health care reform and the expansion of managed care organizations.
- Healthcare reform legislation, other changes in the healthcare industry and in healthcare spending could adversely affect our business model, financial condition or results of operations.
- Our international operations expose us to risks as a result of changes in global political conditions which could adversely affect our results of operations.
- We may lose business as a result of changes in the regulatory environment.
- Failure to comply with the regulations and requirements of the U.S. Food and Drug Administration and other regulatory authorities could result in substantial penalties and/or loss of business.
- We are subject to political, regulatory, operational and legal risks associated with our international operations.
- We operate in many different jurisdictions and we could be adversely affected by violations of anti-corruption laws, including the United States Foreign Corrupt Practices Act of 1977 ("FCPA"), UK Bribery Act of 2010 ("Bribery Act") and similar anti-corruption laws in other jurisdictions as well as laws and regulations relating to trade compliance and economic sanctions.
- Current and proposed laws and regulations regarding the protection of personal data could result in increased risks of liability or increased costs to us or could limit our service offerings.
- Our employees may engage in misconduct or other improper activities, including noncompliance with regulatory standards and requirements, which could have a material adverse effect on our business.
- The failure to comply with our government contracts or applicable laws and regulations could result in, among other things, fines or other liabilities, and changes in procurement regulations could adversely impact our business, results of operations or cash flows.
- Liability claims brought against us could result in payment of substantial damages, costs and liabilities and decrease our profitability.
- Environmental, social and governance matters may impact our business and reputation.

## **Risk Related to Our Common Stock**

- Volatility in the market price of our common stock could lead to losses by investors.
- An investor's return may be reduced if we lose our foreign private issuer status.
- We do not expect to pay any cash dividends for the foreseeable future.
- A future transfer of ICON ordinary shares, other than one effected by means of the transfer of book entry interests in the Depositary Trust Company ("DTC"), may be subject to Irish stamp duty.

## **Risk Related to Our Business and Operations**

***The potential loss or delay of our large contracts, or of multiple contracts, could adversely affect our results.***

Our clients may discontinue using our services completely or cancel some projects either without notice or upon short notice. The termination or delay of a large contract, or of multiple contracts, could have a material adverse effect on our revenue and profitability. Historically, clients have canceled or discontinued projects and may in the future cancel their contracts with us for reasons including, amongst others:

- cost reductions or change in prioritization of resources;
- the failure of products being tested to satisfy safety or efficacy requirements;
- unexpected or undesired clinical results of the product;
- a decision that a particular study is no longer necessary or viable;
- poor project performance, quality concerns, insufficient patient enrollment or investigator recruitment; and
- production problems resulting in shortages of the drug.

As a result, contract terminations, delays or other changes are part of our clinical services business. In the event of termination, our contracts often provide for fees for winding down the trial but these fees may not be sufficient for us to maintain our margins, and termination may result in lower resource utilization rates. In addition, we may not realize the full benefits of our unsatisfied performance obligation of contractually committed services if our clients cancel, delay or reduce their commitments under our contracts with them. Therefore, the loss, early termination or delay of a large contract or contracts could adversely affect our revenues and profitability.

***If we do not generate new business awards, or if new business awards are delayed, terminated, reduced in scope or fail to go to contract, our business, financial conditions, results of operations or cash flows may be materially adversely affected.***

Our business is dependent on our ability to generate new business awards from new and existing customers and maintain and execute existing customer contracts. If we were unable to generate new business awards on a timely basis and contract, for execute and deliver those awards, that could have a material impact on our business, financial condition, results of operations or cash flows.

***We depend on a limited number of customers and a loss of, or significant decrease in, business from or an inability to pay outstanding invoices by one or more of them could affect our business.***

While no customers individually contributed more than 10% of our revenues during the years ended December 31, 2023, December 31, 2024 and December 31, 2022, our top five customers represented 26.8%, 25.0% and 28.3%, 26.8% of our revenues respectively, our largest customer represented 7.7% and 8.9% of our revenues, respectively, and our top twenty five customers represented 62.2% and 62.9% of our revenues, respectively. The loss of, or a significant decrease in, business from one or more of these key customers, or an inability to pay outstanding invoices due to us, could have a material adverse impact on our results of operations and financial results.

***The inability of biotechnology customers to raise adequate financing or funding could affect our business.***

A portion of our revenue is generated from sales and services to the biotechnology industry. The clients we serve are commonly subject to financial pressures, including, but not limited to, the ability to obtain adequate financing or generate sufficient funding. To the extent our clients face such pressures, or they change how they utilize our offerings, the demand for our services, or the prices our clients are willing to pay for those services, may decline. Any such decline could have a material adverse effect on our business, operating results and financial condition.

***Our financial results may be adversely impacted if we underprice our contracts, overrun our cost estimates or fail to receive approval for, or experience delays in, documenting change orders.***

Many of our contracts are long-term fixed price or fixed unit price contracts for services. As a result, variations in the timing and progress of large contracts may materially adversely affect our results of operations, financial results. Revenue recognized on these service contracts are based on an assessment of progress towards completion being the cost of time and other third party costs as a percentage of total estimated time and other third party costs to deliver our services. As a result, variations in the timing and progress of large contracts may materially adversely affect our results of operations. Estimating time and costs to complete requires judgment and includes consideration of the complexity of the study, the number of geographical sites where trials are to be conducted and the number of patients to be recruited at each site, recruited. We regularly review the estimated hours on each contract to determine if the budget accurately reflects the agreed tasks to be performed, taking into account the state of progress at the time of review.

We bear the risk of cost overruns unless the scope of activity and/or the assumptions upon which budget is built are revised from the contract specifications via a change order and we are able to negotiate a contract modification. We endeavor to ensure that any changes in scope are appropriately monitored and change orders or contract modifications are promptly negotiated and documented for changes in scope, documented. If we fail to successfully negotiate change orders for changes in the resources required or the scope of the work to be performed, and the costs of performance of these contracts exceeded their fixed fees, it could materially adversely affect our operations and financial results.

***If we are unable to successfully develop and market new services or enter new markets, our growth, results of operations or financial condition could be adversely affected.***

A key element of our growth strategy is the successful development and marketing of new services or entering new markets that complement or expand our existing business. As we develop new services or enter new markets, we may not have or be able to adequately build the competencies necessary to perform such services satisfactorily, may not receive market acceptance for such services or may face increased competition. If we are unable to succeed in developing new services, entering new markets or attracting a client base for our new services or in new markets, we will be unable to implement this element of our growth strategy, and our future business, reputation, results of operations or financial condition could be adversely impacted.

***If we fail to attract or retain key personnel, our performance may suffer.***

Our business, future success and ability to continue to expand operations depends upon our ability to attract, hire, train and retain qualified professional, scientific and technical operating people. We compete for qualified professionals with other Clinical Contract Research Organizations ("CROs"), temporary staffing agencies and the in-house departments of pharmaceutical, biotechnology and medical device companies. An inability to attract and retain a sufficient number of high caliber clinical research professionals (in particular, key personnel and executives) at an acceptable cost would impact our ability to provide our services, our future performance and results of operations.

***We may face challenges retaining employees which could cause disruption to our integration plans and day-to-day activities which may result in additional costs to the business.***

ICON is an award-winning workplace that enables employees to make a difference to patients' lives by being part of a world-class contract research organization that helps deliver new medicines & medical devices that are benefiting patients worldwide. The attraction, development and retention of our talent is critical to the success of the Company, and we continue to strengthen processes around these areas to minimize retention risk. The Company, led by the Chief Human Resource Officer, is taking meaningful action to retain employees. Through our annual Talent Review process, we have identified opportunities for improvement as it relates to employee retention. Our People Plans have set specific goals for each functional area in terms of three critical areas: talent attraction, development and retention. However, we can provide no assurances that our efforts in this respect will be successful.

Our leadership and talent programs contribute to the enhanced retention of our employees, better project deliverables for our customers and the enhanced financial performance of the business. We aim to be an industry leader: a company where talented people come to do important work, a place where our employees can shape the future of healthcare, grow their careers, and reach their full potential. We have long held a deep commitment to cultivating strong people practices. This includes competitive total rewards packages along with a focus on continuous learning. Our success depends on the knowledge, capabilities, and quality of our people.

***Our ability to perform clinical trials is dependent upon the ability to recruit suitable willing patients.***

The successful completion of clinical trials is dependent upon the ability to recruit suitable and willing patients on which to test the drug under study. The availability of suitable patients for enrollment in studies is dependent upon many factors including, amongst others, the size of the patient population, the design of the study protocol, eligibility criteria, the referral practices of physicians, the perceived risks and benefits of the drug under study and the availability of alternative medication, including medication undergoing separate clinical trials. Insufficient or inappropriate patient enrollment may result in the termination or delay of a study which could have a material adverse impact on our results of operations.

The Company is focused on continuing to develop its expertise in patient recruitment with the establishment in 2020 of through Accellacare, a global clinical research network, offering patients easier and faster access to innovative treatments and offering customers the option to deploy decentralized trials. The focus is on making it easier for the site and the patient to actively participate in a trial to ensure increased predictability, enrollment and retention. Our site and patient solutions group includes upfront planning of site and patient management including identification, enrollment and engagement.

Improved site selection is achieved through:

- leading technology to identify where the patients are that match the protocol;
- assessment of the qualification of sites based on real data; and
- partnerships with leading technology vendors and developing the capability to enable Electronic Medical Record (EMR) (EMR) interrogation into clinical insights such as sub-populations and larger pre-screened pools where the technology and regulations are enabled.

The burden on the site, in ensuring patient enrollment and engagement, is achieved through integrated site networks. ICON has a number of site alliance partners. During 2018, we enhanced our site and patient recruitment capabilities with an expansion of the PMG Research network through a partnership with the DuPage Medical Group. During 2019, we further enhanced our site and patient recruitment abilities through the strategic acquisitions of MeDiNova and CRN. In 2020, ICON announced the launch of Accellacare, a global clinical research network offering patients easier and faster access to innovative treatments and offering customers the option to deploy decentralized trials. The site network includes previously acquired PMG Research, MeDiNova and CRN. Also in 2020, we entered into an agreement to jointly establish a new company, Oncacare Limited ("Oncacare"), with a third party. Oncacare operates as a specialized oncology site network in the US and EMEA regions. This site network is focused on implementing a range of commercial models with specialist oncology healthcare providers in the US and EMEA, to accelerate the recruitment and retention of patients into oncology trials. The oncology site network was operated as a joint venture between the Company and a third party until April 2023, at which point the Company acquired the third party's interest in Oncacare such that Oncacare became a wholly-owned subsidiary of the Company. We also use digital solutions to drive site performance, including pre-screening, eConsent, learning management, document tracking and management with key applications.

***Our ability to perform clinical trials is dependent upon our ability to recruit suitable willing investigators.***

We contract with physicians located in hospitals, clinics or other similar sites, who serve as investigators in conducting clinical trials to test new drugs on their patients. Investigators supervise administration of the study drug to patients during the course of the clinical trial. The successful conduct of a clinical trial is dependent upon the integrity, experience and capabilities of the investigators conducting the trial. Insufficient investigator recruitment, which in turn may lead to insufficient or inappropriate patient enrollment, may result in the termination or delay of a study which could have a material adverse impact on our results of operations.

***Climate change, extreme weather events, earthquakes and other natural disasters could adversely affect our business.***

In recent years, extreme weather events and changing weather patterns such as storms, flooding, droughts and temperature changes have become more common. As a result, we are potentially exposed to varying natural disaster or extreme weather risks such as hurricanes, tornadoes, droughts, or floods, wildfires or other events that may result from the impact of climate change on the environment, such as sea level rise, environment. As a result, we could experience increased costs, business interruptions, destruction of facilities, and loss of life, all of which could have a material adverse effect on our business, financial condition, or results of operations. The potential impacts of climate change may also include increased operating costs associated with additional regulatory requirements and investments in reducing energy, water use and greenhouse gas emissions.



**A disease outbreak, epidemic or pandemic such as COVID-19, could adversely affect our business performance.**

A disease outbreak, such as influenza or coronavirus, could negatively impact our operations. We could experience restrictions on our ability to travel, or the ability of patients or other service providers to travel, to monitor our clinical trials and to ensure laboratory samples are collected and analyzed on time as a result of an outbreak. The potential impact of an epidemic or pandemic may also result in increased operating costs and result in a requirement to increase investment in impact prevention. COVID-19 has affected, and may continue prevention in addition to affect, our business performance and could adversely affect affecting the economies and financial markets worldwide, resulting in an economic downturn that could impact our business, financial condition and results of operations.

**Our business depends on the continued effectiveness and availability of our information systems, including the information systems we use to provide our services to our clients, and any system failures of, security breaches of or cyber attacks to these systems may materially limit our operations or have a material adverse effect on our results of operations.**

Due to the global nature of our business and our reliance on information systems to provide our services, we use web-enabled and other integrated information systems in delivering our services. We will continue to increase the use of these technology. The systems and such systems will may be either be developed internally or provided in conjunction with third parties. We also provide access to similar information systems to certain clients in connection with the services we provide them. As the use, scope and complexity of our information systems continue to grow, we are exposed to, and will increasingly be exposed to, the risks inherent in the development, integration and ongoing operation of evolving information systems, including:

- disruption or failure of data centers, telecommunications facilities or other key infrastructure platforms;
- security breaches, cyber attacks or other failures (such as inappropriate software updates) or malfunctions in our application or information systems or their associated hardware or other systems that we have access to, or that we rely upon, or that have access to our systems;
- security breaches, cyber attacks or malfunctions with key suppliers or partners who we rely on to provide services to customers;
- use of Artificial Intelligence ("AI") resulting in inappropriate interpretation of data; and
- excessive costs, excessive delays or other deficiencies in, or problems with, systems development and deployment.

The materialization of any of these risks may impede our ability to provide services, the processing of data, the delivery of databases and services and the day-to-day management of our business and could result in the corruption, loss or unauthorized disclosure of proprietary, confidential or other data, as well as reputational harm.

In addition, as Artificial Intelligence ("AI") AI powered cyber threats evolve, our cybersecurity program strives to keep pace through the development of advanced detection and mitigation mechanisms. However, the dynamic nature of AI-driven attacks poses an ongoing challenge, as staying one step ahead requires constant adaptation and innovation in defensive strategies to effectively protect the organization against emerging threats.

While we have cybersecurity controls and disaster recovery plans in place, they might not adequately protect us in the event of a system failure, security breach or cyber attack. To date, no cyber attacks have had a material impact on our results of operations or financial reporting. Additionally, despite any precautions we take, damage from fire, floods, hurricanes, power loss, telecommunications failures, computer viruses, information system security breaches, cyber attacks and similar events that impact our various computer facilities could result in interruptions in the flow of data to our servers and from our servers to our clients. Corruption or loss of data may result in the need to repeat a trial at no cost to the client, but at significant cost to us, or result in the termination of one or more contracts, legal proceedings or claims against us or damage to our reputation. Additionally, significant delays in system enhancements or inadequate performance of new or upgraded systems once completed could damage our reputation and harm our business. Long-term disruptions in the infrastructure caused by events such as security breaches, cyber attacks, natural disasters, the outbreak of war, the escalation of hostilities and acts of terrorism, particularly involving cities in which we have offices, could adversely affect our business.

Unauthorized disclosure of sensitive or confidential data, whether through system failure or employee negligence, fraud or misappropriation, could damage our reputation and cause us to lose clients. Similarly, despite investing in information and cybersecurity controls, there is a risk that unauthorized access to our information systems or those we develop for our clients,

whether by our employees or third parties, including a cyber attack by computer programmers and hackers who may attack ICON systems, develop and deploy viruses, worms, ransomware or other malicious software programs, could result in negative publicity, significant remediation costs, legal liability, loss of customers and damage to our reputation and could have a material adverse effect on our results of operations and financial results. In addition, our liability insurance might not be sufficient in type, the cover provided or amount to adequately cover us against claims related to security breaches, cyber attacks and other related breaches.

We may also face cybersecurity risks due to our reliance on hybrid work arrangements, which could create additional opportunities for cybercriminals to exploit vulnerabilities.

**Upgrading the information systems that support our operating processes and evolving the technology platform for our services pose risks to our business.**

Continued efficient operation of our business requires that we implement standardized global business processes and evolve our information systems to enable this implementation, this. We have continued to undertake significant programs to optimize business processes with respect to our services, processes. A failure to effectively manage the implementation and adapt to new processes designed into in these new or upgraded systems in a timely and cost-effective manner may result in disruption to our business and negatively affect our results of operations.

We have entered into agreements with certain vendors to provide systems development and integration services that develop or license to us the IT platform for programs to optimize our business processes. If such vendors fail to perform as required or if there are substantial delays in developing, implementing and updating the IT platform, our customer delivery may be impaired and we may have to make substantial further investments, internally or with third parties, to achieve our objectives. Additionally, our progress may be limited by parties with existing or claimed patents who seek to prevent us from using preferred technology or seek license payments from us.

Meeting our objectives is dependent on a number of factors which may not take place as we anticipate, including obtaining adequate technology-enabled services, creating IT-enabled services that our customers will find desirable and implementing our business model with respect to these services. We are continuing to develop opportunities for automation across ICON using state of the art automation tools including Robotic Process Automation (RPA), the development of new applications and capabilities, and enabling deeper integration across our digital ecosystem.

ICON has a dedicated Artificial Intelligence Centre of Excellence. By leveraging innovative AI and ML ('machine learning'), we accelerate trials, optimize resources, and ensure strict compliance, all while upholding the highest standards of ethical governance and data privacy. Our focus is to expedite our ability to:

- find signals quickly;
- connect information intelligently;
- predict outcomes; and

- **take proactive action to accelerate processes or mitigate emerging risks.**

Regulations relating to the use of AI and the interpretation of those regulations by regulators, courts and others are in the early stages of development and evolving, which may make it difficult to identify adequate compliance requirements or suitable governance practices to meet those requirements.

To remain competitive within our industry and keep pace with the rapid evolution of the technological landscape, it is critical that we continue to innovate and expand the capabilities of our current technologies. **This applies in particular to our ICONIK, Firecrest, ADDPLAN, Integrated Dataverse (IDV®) and One Search services.** Also, **increased** requirements for investment in information technology **or failure to comply with regulations** may negatively impact our financial condition, including profitability.

**Failure to meet productivity objectives under our business improvement objectives could adversely impact our competitiveness and therefore our operating results.**

We continue to pursue business transformation initiatives to embed technology and innovation and deliver operational efficiencies. As part of these initiatives, we seek to improve our productivity, flexibility, quality, functionality and cost savings by our on-going investment in global technologies, continuous improvement of our business processes and functions to deliver economies of scale. These initiatives may not deliver their intended gains or be completed in a timely manner which may adversely impact our competitiveness and our ability to meet our growth objectives and therefore, could adversely affect our business and operating results, including profitability.

**We rely on our interactive response technologies to provide accurate information regarding the randomization of patients and the dosage required for patients enrolled in the trials.**

We develop and maintain computer run and web based interactive response technologies to automatically manage the randomization of patients in trials, assign the study drug and adjust the dosage when required for patients enrolled in trials we support. An error in the design, programming or validation of these systems could lead to inappropriate assignment or dosing of patients, which could give rise to patient safety issues and invalidation of the trial and/or liability claims against the Company, amongst other things, any of which could have a material effect on our financial condition and operations.

**A failure to identify and successfully close and integrate strategic acquisition targets could adversely impact our ongoing business and financial results.**

We have made a number of acquisitions, including the Merger, and continue to review new acquisition opportunities. If we are unable to identify suitable acquisition targets, complete an acquisition or successfully integrate an acquired company or business, our business may be disrupted. The success of an acquisition will depend upon, among other things, our ability to:

- effectively and quickly assimilate the operations and services or products of the acquired company or business;
- integrate acquired personnel;
- retain and motivate key employees;
- retain customers; and
- minimize the diversion of management's attention from other business concerns.

In the event that the operations of an acquired company or business do not meet our performance expectations, we may have to restructure the acquired company or business or write-off the value of some, or all, of the assets of the acquired company or business.

**Improper performance or delays in performance of our services could adversely impact our reputation and our financial results.**

The performance of clinical development services is complex and time-consuming. We, or vendors we engage, may make mistakes in conducting a clinical trial that could negatively impact or damage the usefulness of the clinical trial or cause the results to be reported improperly. If the clinical trial results are compromised, we could be subject to significant costs or liability, which could have an adverse impact on our ability to perform our services. Large clinical trials are costly, and while we endeavor to contractually limit our exposure to such risks, improper performance of our services **or delays as a result of our performance** could have an adverse effect on our financial condition, damage our reputation and result in the cancellation of current contracts or failure to obtain new contracts from affected or other clients.

**Our relationships with existing or potential customers who are in competition with each other may adversely impact the degree to which other customers or potential customers use our services, which may adversely affect our results of operations.**

The biopharmaceutical industry is highly competitive, with biopharmaceutical companies each seeking to persuade payers, providers and patients that their drug therapies are better and more cost-effective than competing therapies marketed or being developed by competing companies. In addition to the adverse competitive interests that biopharmaceutical companies have with each other, biopharmaceutical companies also have adverse interests with respect to drug selection and reimbursement with other participants in the healthcare industry, including payers and providers. Biopharmaceutical companies also compete to be first to market with new drug therapies. We regularly provide services to biopharmaceutical companies who compete with each other and we sometimes provide services to such customers regarding competing drugs in development. Our existing or future relationships with our biopharmaceutical customers may therefore deter other biopharmaceutical customers from using our services or may result in our customers seeking to place limits on our ability to serve other biopharmaceutical industry participants. In addition, our further expansion into the broader healthcare market may adversely impact our relationships with biopharmaceutical customers and such customers may elect not to use our services, reduce the scope of services that we provide to them or seek to place restrictions on our ability to serve customers in the broader healthcare market with interests that are adverse to theirs. Any loss of customers or reductions in the level of revenues from a customer could have a material adverse effect on our results of operations, business and prospects.

**We have only a limited ability to protect our intellectual property rights and these rights are important to our success.**

Our success depends, in part, upon our ability to develop, use and protect our proprietary methodologies, analytics, systems, technologies and other intellectual property. Existing laws of the various countries in which we provide services or solutions offer only limited protection of our intellectual property rights and the protection in some countries may be very limited. We rely upon a combination of trade secrets, confidentiality policies, non-disclosure, invention assignment and other contractual arrangements and patent, copyright and trademark laws, to protect our intellectual property rights. These laws are subject to change at any time and certain agreements may not be fully enforceable, which could further restrict our ability to protect our innovations. Intellectual property rights may not prevent competitors from independently developing services similar to, or duplicative of, ours. Further, the steps we take in this regard might not be adequate to prevent or deter infringement or other misappropriation of our intellectual property by competitors, former employees or other third parties and we might not be able to detect unauthorized use of, or take appropriate and timely steps to enforce our intellectual property rights. Enforcing our rights might also require considerable time, money and oversight and we may not be successful in enforcing our rights.

**The biopharmaceutical industry has a history of patent and other intellectual property litigation and we might be involved in costly intellectual property lawsuits.**

The biopharmaceutical industry has a history of intellectual property litigation, and these lawsuits will likely continue in the future. Accordingly, we may face patent infringement legal proceedings by companies that have patents for similar business processes or other legal proceedings alleging infringement of their intellectual property rights. Legal proceedings relating to intellectual property could be expensive, take significant time and divert management's attention from other business concerns, regardless of the outcome of the litigation. If we do not prevail in an infringement lawsuit brought against us, we might have to pay damages and we could be required to stop the infringing activity or obtain a license to use technology on unfavorable terms. Any infringement or other legal processing related to intellectual property could have a material adverse effect on our operations and financial condition.

***We act as authorized representative or legal representative for some clients pursuant to certain jurisdictional requirements for sponsors of clinical trials to appoint an authorized representative or legal representative with a local presence within the relevant jurisdiction.***

We act as authorized representative pursuant to Medical Devices Directive 93/42/EEC ("MDD"), Medical Devices Regulation 2017/745 ("MDR") and Active Implantable Medical Devices Directive 90/385/EEC ("AIMD") for certain clients who are located outside of the European Union. As authorized representative, we act on behalf of medical device manufacturers in relation to specified tasks with regard to their obligations under MDR.

We also act as legal representative pursuant to European Clinical Trials Directive (2021/20/EC) ("CTD"), EU Clinical Trials Regulation (No.536/2014) ("CTR"), MDD, and MDR and AIMD, for certain clients who are located outside of the European Union with respect to clinical trials being carried out by those clients in the European Union. We also perform similar legal representative services for certain clients in other non-EU jurisdictions, where the client is located outside the relevant local jurisdiction, ICON has an established local legal entity in that jurisdiction and analogous local regulations have a similar requirement for a local legal representative for clinical trials being carried out in those jurisdictions. As legal representative, we are responsible for ensuring compliance with the client's obligations pursuant to CTD, CTR and MDR or analogous local legislation and we are the addressee for all communications with the client provided for under CTD, CTR and MDR or analogous local legislation.

We provide these services subject to certain terms and conditions which are contained in our agreements with clients pertaining to these services. We aim to reduce any potential liability associated with these activities by seeking contractual indemnification from our clients and by maintaining an appropriate level of insurance cover. However, there is no guarantee that the specific insurance will be available or that a client will fulfill its obligations in relation to their indemnity.

***We rely on third parties to provide certain data and other information to us. Our suppliers or providers might increase our cost to obtain, restrict our use of, or refuse to license data, which could lead to our inability to access certain data or provide certain services and, as a result, materially and adversely affect our operating results and financial condition.***

Our services are derived from, or include, the use of data we collect from third parties. We have several data suppliers that provide us with a broad and diverse scope of information that we collect, use in our business and sell.

We generally enter into long-term contractual arrangements with many of our data suppliers. At the time we enter into a new data supply contract or renew an existing contract, suppliers may increase our cost to obtain and use the data provided by such supplier, increase restrictions on our ability to use or sell such data, or altogether refuse to license the data to us. Also, our data suppliers may fail to meet or adhere to our quality control standards or fail to deliver the data to us. Although no single supplier is material to our business, if suppliers that collectively provide a significant amount of the data we receive or use were to increase our costs to obtain or use such data, further restrict our access to or use of such data, fail to meet or adhere to our quality control standards, refuse to provide or fail to deliver data to us, our ability to provide data-dependent services to our clients may be adversely impacted, which could have a material adverse effect on our business, results of operations, financial condition or cash flow.

***We rely on third parties for important products, services and licenses to certain technology and intellectual property rights. If there was failure in delivery by these parties, we might not be able to continue to obtain such products, services and licenses.***

We depend on certain third parties to provide us with products and services critical to our business. Such services include, among others, suppliers of drugs for patients participating in trials, suppliers of kits for use in our laboratories, suppliers of reagents for use in our testing equipment and providers of maintenance services for our equipment. The failure of any of these third parties to adequately provide the required products or services, or to do so in compliance with applicable regulatory requirements, could have a material adverse effect on our business.

Some of our services rely on intellectual property, technology and other similar property owned and/or controlled by third parties. Our licenses to this property and technology could terminate or expire and we might not be able to replace these licenses in a timely manner. Also, we might not be able to renew these licenses on similar terms and conditions. Failure to renew these licenses, or renewals of these licenses on less advantageous terms, could have a material adverse effect on our business, results of operations, financial condition or cash flow.

#### **Risk Related to Our Industry**

***Outsourcing trends in the pharmaceutical, biotechnology and medical device industries and changes in spending on research and development could adversely affect our operating results and growth rates.***

We are dependent upon the ability and willingness of the pharmaceutical, biotechnology and medical device companies to continue to spend on research and development and to outsource the services that we provide. We are therefore subject to risks, uncertainties and trends that affect companies in these industries that we do not control. We have benefited to date from the tendency of pharmaceutical, biotechnology and medical device companies to outsource clinical research projects. Any downturn in these industries or reduction in spending or outsourcing could materially adversely affect our business. The following could each result in such a downturn:

- if pharmaceutical, biotechnology or medical device companies expanded upon their in-house clinical or development capabilities, they would be less likely to utilize our services;
- if governmental regulations were changed, it could affect the ability of our clients to operate profitably, which may lead to a decrease in research spending and therefore this could have a material adverse effect on our business; and
- if unfavorable economic conditions or disruptions in the credit and capital markets negatively impacted impact our clients, customers, this could result in delays or reprioritization of their research spending.

***Large pharmaceutical companies are increasingly consolidating their vendor base and entering strategic partnership arrangements with a limited number of outsource providers.***

Large pharmaceutical companies are continually seeking seek to drive efficiencies in their development processes to both reduce costs associated with the development of new drug candidates and accelerate time to market. As a result, large pharmaceutical companies, in particular, are increasingly looking to consolidate the number of outsource providers with which they engage, with many entering strategic partnership arrangements with a limited number of outsource providers. The failure to enter strategic partnership arrangements with customers or the loss of existing customers as a result of them entering strategic partnership arrangements with our competitors could have a material adverse impact on our results of operations.

**Increased collaboration amongst pharmaceutical companies in research and development activities may lead to fewer research opportunities.**

Certain pharmaceutical companies have begun to collaborate in seeking to develop new drug candidates. Increased collaboration amongst pharmaceutical companies may lead to fewer research opportunities, which in turn may lead to fewer outsource opportunities for companies within the CRO industry. A reduction in outsource opportunities as a result of this increased collaboration could have a material adverse impact on our results of operations.

**We operate in a highly competitive and dynamic market.**

The CRO industry is highly competitive. In particular, we compete with other large global CROs for strategic relationships with large pharmaceutical companies. If we are unable to retain and renew existing strategic relationships and win new strategic relationships, there could be a material adverse impact on our results. Similarly, we compete with other CROs for work, which comes outside of these strategic relationships, and **we may also compete with the Research and Development capabilities of our customers;** being unable to win work outside of **these the** strategic relationships could have a material adverse impact on our results.

The type and depth of services provided by CROs has changed in recent years. Failure to develop and market new services or expand existing service offerings could adversely affect our business and operations.

New entrants may also enter the market which would further increase competition and could adversely affect our business and operations.

**We may be adversely affected by industry, customer or therapeutic concentration.**

We provide services to biopharmaceutical, biotechnology, medical device and government organizations and our revenue is dependent on expenditures by these customers. Our business could therefore be adversely impacted by mergers, consolidation, business failures, **policy decisions,** distress in financial markets or other factors resulting in a decrease in the number of potential customers or therapeutic products being developed through the drug development **progress, process.**

There has been consolidation in the biopharmaceutical market in recent **years, years, including the acquisition of biotechnology companies by pharmaceutical companies.** If the number of our potential customers were to decline in the future, they may be able to negotiate price discounts or other terms for services that are less favorable to us than they have been historically.

**Risk Related to Our Financial Results and Financial Position**

**Our quarterly results are dependent upon a number of factors and can fluctuate from quarter to quarter. They may fall short of prior periods, our projections or the expectations of securities analysts or investors, which may adversely affect the market price of our stock.**

Our results of operations in any quarter can fluctuate or differ from expected or forecast results depending upon or due to, among other things, the number and scope of ongoing client projects, the commencement, postponement, variation, cancellation or termination of projects in a quarter, the mix of activity, cost overruns, employee hiring, employee attrition and other factors. Our revenue in any period is directly related to the number of employees who were working on billable projects together with investigator activity during that period. We may be unable to compensate for periods of under-utilization during one part of a fiscal period by earning revenue during another part of that period. We believe that operating results for any particular quarter are not necessarily a meaningful indicator of future results.

Also, if in future quarters, we are unable to continue to deliver operational efficiencies and our expenses grow faster than our revenues, our operating margins, profitability and overall financial condition may be materially adversely impacted.

**Our exposure to exchange rate fluctuations could adversely affect our future results of **operations, operations****

Our contracts with clients are sometimes denominated in currencies other than the currency in which we incur expenses related to such contracts. Where expenses are incurred in currencies other than those in which contracts are priced, fluctuations in the relative value of those currencies could have a material adverse effect on our results of operations.

In addition, we are also subject to translation exposures as our consolidated financial results are presented in U.S. dollars, while the local results of a certain number of our subsidiaries are prepared in currencies other than U.S. dollars, including, amongst others, the pound sterling and the euro. Accordingly, changes in exchange rates between the U.S. dollar and those other currencies will affect the translation of subsidiary companies' financial results into U.S. dollars in reporting our consolidated financial results.

**Inflation and rising labor costs could adversely affect our future results of operations.**

Inflation and rising labor costs may result in significant increases to the cost of our services, which we may not be able to recover from our customers. Our contracts with clients are often fixed price or fixed price-per-unit contracts. If macroeconomic forces, such as inflation, cause the cost of inputs required to deliver these contracts to increase significantly, we may be unable to pass along these **cost costs** to our customers. A sustained increase in these costs may require us to increase the price of future service offerings. These actions could adversely affect our future revenue, gross margin, or both.

**Our effective tax rate may fluctuate from quarter-to-quarter, which may adversely affect our results of operations.**

Our quarterly effective tax rate has depended and will continue to depend on the geographic distribution of our taxable earnings amongst the multiple tax jurisdictions (such as Ireland, United States and United Kingdom) in which we operate and the tax laws in those jurisdictions. Changes in the geographic mix of our results of operations amongst these jurisdictions may have a significant impact on our effective tax rate from quarter-to-quarter. Changes in tax law in one or more jurisdictions could also have a significant impact on our tax rate and results. In addition, as we operate in multiple tax jurisdictions, we may be subject to audits in certain jurisdictions. These audits may involve complex issues which could require an extended time period before being resolved. The resolution of audit issues may lead to additional taxes, interest as well as fines and/or penalties being imposed which could have a material adverse impact on our effective tax rate and our consolidated financial results.

In terms of recent legislative changes which could potentially impact our effective tax rate, on August 16, 2022, the U.S. government enacted the Inflation Reduction Act of 2022 ("IRA"). The IRA introduced a 15% minimum tax on book income of certain large corporations, a 1% excise tax on net stock repurchases, and several tax incentives to promote clean energy, with those tax changes becoming effective in 2023. While these changes did not have any impact on the Company for the year ended **December 31, 2023** **December 31, 2024**, we are continuing to monitor any potential future tax impacts in this regard.

**We cannot predict the impact of any executive orders or regulatory changes that may become effective or enacted by the new administration in the United States.**

In terms of a global minimum tax rate, the Organization for Economic Co-operation and Development's ("OECD") Global Anti-Base Erosion ("GloBE") Model Rules proposed a global minimum tax rate of 15% and recommended that it be effective from 2024. European Union member states adopted a global minimum tax in December 2022 and member states were obliged to implement the rules by December 31, 2023, which impact large multinational groups with a consolidated revenue of over €750 million. Although there is no assurance that every country in which ICON has a presence will implement GloBE, where a particular jurisdiction has a minimum effective tax rate of less than 15%, the head office location may be obliged to pay a top-up tax. Ireland has also **recently** implemented global minimum tax legislation which **will apply has been in force from 1 January 2024**. The global tax environment is becoming increasingly complex and management continues to review the impact of a global minimum tax on the Company's financial performance. **Further, regulatory or policy changes in geographies in which we operate may have a material impact on our results of operations.**

**Our unsatisfied performance obligation may not convert to revenue and the rate of conversion may slow.**

Our unsatisfied performance obligation is the amount of awards that has not yet converted to revenue. This value is not necessarily a meaningful predictor of future results due to the potential for the cancellation or delay of projects included in the unsatisfied performance obligation. No assurances can be given that we will be able to realize this unsatisfied performance obligation in full as revenue. A failure to realize these awards could have a material adverse impact on our results of operations. In addition, as the length and complexity of projects increases, the rate at which awards convert to revenue may be slower than in the past. A significant reduction in the rate of conversion could have a material impact on our results of operations.

**The Company is exposed to various risks in relation to our cash and cash equivalents and short term investments. equivalents.**

The Company's treasury function manages our available cash resources and invests significant cash balances in various financial institutions to try to ensure optimum returns for our surplus cash balances. These balances are classified as cash and cash **equivalents, or short term investments, depending on the maturity of the related investment. equivalents.** Cash and cash equivalents comprise cash and highly liquid investments with maturities of three months or less. **Short term investments comprise highly liquid investments with maturities of greater than three months and minimum "A-" rated fixed and floating rate securities.**

Given the global nature of our business, we are exposed to various risks in relation to these balances including liquidity risk, credit risk associated with the counterparties with whom we invest, interest rate risk on floating rate securities, sovereign risk (our principle sovereign risk relates to investments in U.S. Treasury funds) and other factors.

Although we have not recognized any significant losses to date on our cash and cash equivalents, **or short term investments,** any significant declines in their market values could have a material adverse effect on our financial position and operating results.

**Changes in accounting standards may adversely affect our financial statements.**

We prepare our financial statements in accordance with generally accepted accounting principles in the United States of America ("U.S. GAAP") which are revised on an on-going basis by the authoritative bodies. It is possible that future accounting standard updates may require changes to the accounting treatment that we apply in preparation of our financial statements. These changes may also require significant changes to our reporting systems. These updates may result in unexpected variability **in** the timing of recognition of revenue or expenses and therefore in our operating results.

**Impairment of goodwill and intangible assets may adversely impact future results of operations.**

We record intangible assets, including goodwill, on our balance sheet on acquisitions of businesses. The initial identification and valuation of these intangible assets and the determination of the estimated useful lives at the time of acquisition involve use of judgments and estimates. These estimates are based on, among other factors, projections of cash flows that arise from identifiable intangible assets of acquired businesses and discount rates based on an analysis of our weighted average cost of capital, adjusted for specific risks associated with the assets. Disruptions in global financial markets and deterioration of economic conditions could, among other things, impact the discount rate. Other assumptions used in the valuations and actual cash flows arising from a particular intangible asset could vary from projected cash flows, which could imply different carrying values from those established at the dates of acquisition and which could result in impairment of such assets.

If the future growth and operating results of our business are not as strong as anticipated, overall macroeconomic or industry conditions deteriorate and/or our market capitalization declines, this could impact the assumptions used in establishing the carrying value of goodwill or intangible assets. Should disruption in the global financial markets and deterioration of economic conditions have a prolonged impact on our industry, triggering events may arise resulting in intangible asset, or goodwill impairments. To the extent intangible assets, or goodwill are impaired, their carrying value will be written down to their implied fair values and a charge will be made to our net income. Such an impairment charge could materially and adversely affect our operating results.

#### **Risk Related to Our Indebtedness**

**We have incurred substantial additional indebtedness, in connection with the Merger, which could impair our flexibility and access to capital and could adversely affect the Company's business, financial condition or results of operations.**

Following completion of the Merger and the other transactions contemplated by the Merger Agreement, the Company has a substantial amount of debt. ICON borrowed approximately \$6,015.0 million in order to pay PRA stockholders the cash consideration due to them as merger consideration under the Merger Agreement, pay related fees and transaction costs in connection with the transactions, and refinance existing indebtedness.

On May 8, 2024, ICON Investments Six Designated Activity Company (the "Issuer"), a wholly-owned subsidiary of ICON plc, issued \$2 billion senior secured notes ("the New Notes"). The **total remaining transaction** New Notes were issued in aggregate principal amounts of: \$750 million 5.809% Senior Secured Notes due 2027 (the "2027 Notes"), \$750 million 5.849% Senior Secured Notes due 2029 (the "2029 Notes") and \$500 million 6.000% Senior Secured Notes due 2034 (the "2034 Notes"). The proceeds from the issuance were used to repay a portion of the senior secured term loan outstanding under the Senior Secured Credit Facilities and to pay fees, costs and expenses related **debt balance at December 31, 2023 was \$3,751.2 million.** to the offering. As of December 31, 2024 we had outstanding \$3,446.5 million of debt.

This level of borrowings could adversely affect the Company in a number of ways, including, but not limited to, causing us to incur substantial fees from time to time in connection with debt amendments or refinancing, making it more difficult for the Company to satisfy its obligations with respect to its debt or to its trade or other creditors, requiring a substantial portion of the Company's cash flows from operations for the payment of interest on the Company's debt, reducing the Company's flexibility to respond to changing business and economic conditions, and reducing funds available for the Company's investments in research and development, capital expenditures and other activities. If ICON cannot service its debt, it may have to take actions such as selling assets, seeking additional debt or equity, or reducing or delaying capital expenditures, strategic acquisitions, investments and alliances.

Covenants in our credit agreement and the indenture indentures governing the 2026 Notes and the Senior Secured New Notes may restrict our business and operations. Our financial condition and results of operations could be adversely affected if we do not comply with those covenants.

The Senior Secured Credit Facilities and the indenture indentures governing the 2026 Notes and the New Notes include certain customary covenants that limit our ability to, amongst other things, subject to certain exceptions:

- make dividends, investments and other restricted payments;
- enter into sale and leaseback transactions;
- engage in share buybacks;
- incur or assume liens or additional debt;
- engage in mergers or reorganizations; or
- enter into certain types of transactions with affiliates.

On December 8, 2023, ICON notified the holders of the Senior Secured 2026 Notes of the upgrade of the instrument rating to investment grade and the consequent suspension of certain of the covenants under the indenture indenture governing the 2026 Notes. The suspension of these covenants remains in place and will continue so long as the instrument remains at investment grade.

The revolving credit facility also includes a financial covenant that requires us to comply with a maximum consolidated leverage ratio. Our ability to comply with this financial covenant may be affected by events beyond our control.

**Interest rate fluctuations may materially adversely affect our results of operations and financial conditions due to the variable interest rate on our senior secured term loan facility, our revolving credit facility or in respect of any future issuances of debt.**

Borrowings under the senior secured term loan facility amortize in equal quarterly installments in an amount equal to 1.00% per annum of the original principal amount, with the remaining balance due at final maturity.

On March 14, 2024, the parties to the credit agreement entered into a Third Amendment (the "Third Amendment") in connection with the repricing of the senior secured term loan facility and the senior secured revolving credit facility.

The interest rate margin applicable to borrowings under the senior secured term loan facility is USD Term SOFR and a Term SOFR Adjustment depending on the interest period chosen plus an applicable margin of 2.25% which is dependent on the Company's net leverage ratio. At December 31, 2024, the applicable margin is 2.0% (which reflects the Third Amendment). The senior secured term loan facility is subject to a floor of 0.50%.

Reflecting the Third Amendment, the interest rate margin applicable to borrowings under the revolving loan facility will be, at the option of the borrower, either (i) the applicable base rate plus an applicable margin of 1.00% 0.45%, 0.60% 0.10% or 0.25%—% based on ICON's the Company's current corporate family rating assigned by S&P of BB- BB (or lower), BB BB+ or BB+ BBB- (or higher), respectively, or (ii) Term SOFR plus a Term SOFR Adjustment on the interest period chosen plus an applicable margin of 2.00% 1.45%, 1.60% 1.10%, 0.85%, 0.65%, or 1.25% 0.50% based on ICON's the Company's current corporate family rating assigned by S&P of BB- BB (or lower), BB BB+, BBB-, BBB or BB+ BBB+ (or higher), respectively. In addition, lenders under the revolving loan facility are entitled to commitment fees as a percentage of the applicable margin at the time of drawing and utilization fees dependent on the proportion of the facility drawn.

At December 31, 2023 December 31, 2024, \$55.0 million \$nil (December 31, 2023: \$55.0 million) was outstanding under the revolving loan facility while there was also \$3.7 million \$nil (December 31, 2022: \$4.5 2023: \$3.7 million) in letters of credit given to landlords to guarantee lease arrangements. arrangements under the senior secured revolving loan facility.

Because As the Company has variable rate debt, fluctuations in interest rates affect our business. We attempt to minimize interest rate risk by issuing fixed term debt to provide a mix of fixed and lower our overall borrowing costs through floating rate debt in the utilization of Company debt portfolio. Although the Company manages its interest rate cap and exposure (at December 31, 2024, 73% of the Company's outstanding debt was at a fixed interest rate swap derivative (December 31, 2023: 13%)), significant changes in rates at which the Company can borrow could have a material adverse effect on our financial instruments. We have entered into certain interest rate cap position and interest rate swap agreements with three financial institutions with respect to a portion of our outstanding debt. Accordingly, any change in market value associated with these agreements may be offset by the opposite market impact on the portion of the debt covered by such agreements. See Note 14 - Derivatives, operating results.

**Our financial results and ability to access cost effective debt may be adversely impacted if we do not maintain our credit rating.**

In Quarter Four, 2023, S&P Global Ratings ("S&P") upgraded ICON to an investment grade credit rating of BBB- with a stable outlook. Further Moody's Investors Service upgraded all of ICON plc's instrument ratings to Baa3 with a stable outlook. In Quarter Four, 2024 S&P affirmed ICON issuer ratings of BBB- and Moody's Investors Service changed the outlook from stable to positive. Our financial results and ability to access cost effective debt may be adversely impacted if we do not maintain our credit rating.

#### **Risk Related to Political, Legal or Regulatory Environment**

**We may lose business opportunities as a result of healthcare reform and the expansion of managed care organizations.**

Numerous governments, including the U.S. government, have undertaken efforts to control growing healthcare costs through legislation, regulation and voluntary agreements with medical care providers and drug companies. If these efforts are successful, pharmaceutical, biotechnology and medical device companies may react by spending less on research and development and therefore this could have a material adverse effect on our business.

In addition to healthcare reform proposals, the expansion of managed care organizations in the health care market may result in reduced spending on research and development. Managed care organizations' efforts to cut costs by limiting expenditures on pharmaceuticals and medical devices could result in pharmaceutical, biotechnology and medical device companies spending less on research and development. If this were to occur, we would have fewer business opportunities and our revenues could decrease, possibly materially.

**Healthcare reform legislation, other changes in the healthcare industry and in healthcare spending could adversely affect our business model, financial condition or results of operations.**



Our results of operations and financial conditions could be affected by changes in healthcare spending and policy. The healthcare industry is subject to changing political, regulatory and other influences. It is possible that legislation will be introduced and passed in the United States repealing, modifying or invalidating the current healthcare reform legislation, in whole or in part, and signed into law. Because of the continued uncertainty about the implementation of the current healthcare reform legislation, including the potential for further legal challenges or repeal of that legislation, we cannot quantify or predict with any certainty the likely impact of the current healthcare reform legislation or its repeal on the healthcare sector, on our customers and ultimately on our financial condition or results of operations.

As previously noted, on August 16, 2022, the U.S. government enacted the IRA, which among other things, authorizes the U.S. Department of Health and Human Services to establish prices for certain single-source drugs and biologics within the Medicare program, commencing in 2026. Furthermore, the IRA contains provisions which impose rebate obligations on manufacturers if price increases outpace inflation. While the full impact of these IRA provisions on our customers in the biopharmaceutical industry remains somewhat uncertain, any resultant pressure on our customers' operating results could lead to a reduction in research and development spend and related outsourcing activities, which could have an adverse impact on our operating results and financial condition.

**We cannot predict the impact of any executive orders or regulatory changes that may become effective or enacted by the new administration in the United States.**

**Our international operations expose us to risks as a result of changes in global political conditions which could adversely affect our results of operations.**

Political and/or financial instability and armed conflict in various regions of the world, including, but not limited to, Ukraine, Israel and the conflict area in the Middle East, can lead to sanctions, economic uncertainty and currency exchange rate fluctuations and may interrupt our operations in those areas, which may adversely impact our results of operations. The current conflict in Ukraine has led to, among other things, hardship and the imposition of international economic sanctions aimed at the region. While the situation is subject to change, there remains the possibility of additional and harsher sanctions if the conflict intensifies. If that were to happen, our operations in the region may be severely curtailed or eliminated, which could adversely affect our results of operations. In addition, if the current unrest broadens or further escalates, our operations may be severely curtailed, which could adversely affect our results of operations.

We continue to monitor developments in Israel and the conflict area in the Middle East. Further broadening or escalation of the conflict, or the imposition of international economic sanctions, could adversely affect our results of operations.

**We may lose business as a result of changes in the regulatory environment.**

Various regulatory bodies throughout the world may enact legislation, rules and guidance which could introduce changes to the regulatory environment for drug development and research. The adoption and implementation of such legislation, rules and guidance is difficult to predict and therefore could have a material adverse effect on our business.

**Failure to comply with the regulations and requirements of the U.S. Food and Drug Administration and other regulatory authorities could result in substantial penalties and/or loss of business.**

The U.S. Food and Drug Administration, ("FDA"), and other regulatory and government authorities and agencies inspect and audit us from time to time to ensure that we comply with their regulations and guidelines, including environmental, health and safety matters, and other requirements imposed in connection with the performance of government contracts. We must comply with the applicable regulatory requirements governing the conduct of clinical trials and contracting with the government in all countries in which we operate.

If we, or vendors we engage, fail to comply with any of these requirements we could suffer some or all of:

- termination of or delay in any research;
- disqualification of data;
- denial of the right to conduct business;
- criminal penalties;
- financial penalties;
- other enforcement actions including debarment from government contracts;
- loss of clients and/or business; and
- litigation from clients and/or patients and/or regulatory authorities and/or other affected third parties, and resulting material penalties, damages and costs.

**We are subject to political, regulatory, operational and legal risks associated with our international operations.**

We are one of a small group of organizations with the capability and expertise to conduct clinical trials on a global basis. We believe that this capability to provide our services globally in most major and developing pharmaceutical markets enhances our ability to compete for new business from large multinational pharmaceutical, biotechnology and medical device companies. We have expanded geographically in the past and intend to continue expanding in regions that have the potential to increase our client base or increase our investigator and patient populations. We expect that revenues earned in emerging markets will continue to account for an increasing portion of our total revenues. However, emerging market operations may present several risks, including civil disturbances, health concerns, cultural differences such as employment, regulatory and business practices, compliance with economic sanctions laws and regulations, volatility in gross domestic product, economic and governmental instability, the potential for nationalization of private assets and the imposition of exchange controls. In addition, operating globally means the Company faces the challenges associated with coordinating its services across different countries, time zones and cultures.

Changes in the political and regulatory environment in the international markets in which we operate such as price or exchange controls or tariffs could impact our revenue and profitability and could lead to penalties, sanctions and reputational damages if we are not compliant with those regulations. Political uncertainty and a lack of institutional continuity in some of the emerging, developing or other countries in which we operate could affect the orderly operation of markets in these economies. In addition, in countries with a large and complicated structure of government and administration, national, regional, local and other governmental bodies may issue inconsistent decisions and opinions that could increase our cost of regulatory compliance and/or have a material adverse effect on our business. The ongoing conflict in Ukraine has resulted in an increasingly complex economic sanctions and export controls environment applicable to our business operations in the region (including Russia and Belarus) as a result of additional trade compliance measures enacted by the United States, United Kingdom and European Union member states. These economic sanctions and export controls restrict our ability to do business with sanctioned entities, require additional compliance resources, and could have a material adverse effect on the results of our operations. We continue to monitor developments in other regions, including the Middle East and China, and will assess any impact of trade compliance measures, or other restrictions, on our business.

Uncertainty of the legal environment in some emerging countries could also limit our ability to enforce our rights. In certain emerging and developing countries, we enjoy less comprehensive protection for some of our rights, including intellectual property rights, which could undermine our competitive position. Proceedings to enforce our future patent rights, if any, in foreign jurisdictions could result in substantial cost and divert our efforts and attention from other aspects of our business.

If any of the above risks or similar risks associated with our international operations were to materialize, our results of operations and financial condition could be materially adversely affected.

***We operate in many different jurisdictions and we could be adversely affected by violations of anti-corruption laws, including the United States Foreign Corrupt Practices Act of 1977 ("FCPA"), UK Bribery Act of 2010 ("UK Bribery Act") and similar anti-corruption laws in other jurisdictions as well as laws and regulations relating to trade compliance and economic sanctions.***

The FCPA, UK Bribery Act and similar anti-corruption laws in other jurisdictions prohibit us and our officers, directors, employees and third parties acting on our behalf, including agents, from corruptly offering, promising, authorizing, or providing anything of value to a "foreign official" for the purposes of influencing official decisions or obtaining or retaining business or otherwise obtaining favorable treatment. In addition, the FCPA imposes certain books, records and accounting control obligations on public companies and other issuers. The UK Bribery Act also prohibits "commercial" bribery and accepting bribes.

Our global business operations also must be conducted in compliance with applicable export controls and economic sanctions laws and regulations, including those administered by the U.S. Department of the Treasury's (the "U.S. Treasury") Office of Foreign Assets Control, the U.S. Department of State, the U.S. Department of Commerce, the United Nations Security Council, the European Union, His Majesty's Treasury and other relevant trade compliance authorities.

Our internal policies mandate compliance with these anti-corruption and trade compliance laws and regulations. We also operate in many jurisdictions in which bribery or corruption can be common and compliance with anti-bribery laws may conflict with local customs and practices. Despite our training and compliance program safeguards, we cannot assure that our internal control policies, procedures and safeguards will protect us from acts in violation of anti-corruption and trade compliance laws and regulations committed by employees or other third parties associated with us and our continued expansion, including in developing countries, could increase such risk in the future. Violations of anti-corruption, economic sanctions and trade control laws and regulations, or even allegations of such violations, could disrupt our business and result in a material adverse effect on our financial condition, results of operations, cash flows and reputation. For example, violations of anti-corruption and trade compliance laws can result in restatements of, or irregularities in, our financial statements, disgorgement of profits, related stockholder lawsuits as well as severe criminal or civil sanctions. In some cases, companies that violate anti-corruption and trade compliance laws might be debarred by the U.S. government and/or lose their U.S. export privileges. In addition, the U.S. government or other governments may seek to hold us liable based on successor liability for violations of anti-corruption and trade compliance laws committed by companies that we acquire or in which we invest. Changes in anti-corruption and trade compliance laws or enforcement priorities could also result in increased compliance requirements and related costs which could materially adversely affect our business, financial condition, results of operations and cash flows. The recent increase in economic sanctions and trade controls, particularly relating to our ongoing operations in Russia, Ukraine and Belarus, has increased the amount of resources necessary to ensure compliance in this area.

***Current and proposed laws and regulations regarding the protection of personal data could result in increased risks of liability or increased costs to us or could limit our service offerings.***

ICON has a strong privacy posture, driven by the implementation of a core privacy governance strategy and the adoption of policies and procedures designed to help ensure that ICON, including our employees and contractors, can comply with applicable data protection laws (including, but not limited to, the General Data Protection Regulation ("GDPR") (EU) 2016/679). Notwithstanding these measures, failure to comply with applicable data protection laws may occur and could result in increased risk of liability or increased costs to us or could limit our service offerings.

**Administrative fines fines:** The GDPR introduced a new regime of administrative fines for data protection infringements and provided for a tiered penalty structure based on the nature of the infringement. The EU supervisory authorities for the GDPR can directly impose fines on organizations found to be in breach of the GDPR. Lower tier administrative fines allow for fines of up to 2% of worldwide turnover of the group in the preceding financial year. Higher tier administrative fines allow for fines of up to 4% of worldwide turnover of the group in the preceding financial year. Higher tier administrative fines are more likely to be levied for major infringements of the GDPR and core data protection principles (e.g. transparency, data retention, accountability).

**Penalties Penalties:** The GDPR also permits Member States to implement rules on other penalties applicable to infringements of the GDPR, in particular, for infringements which are not subject to administrative fines under the GDPR itself. Therefore, Member States may legislate for further fines or penalties that may be criminal in nature.

Any fines levied under the GDPR must be effective, proportionate, and dissuasive. Supervisory authorities have been strengthening enforcement activities across the EU in recent years in respect of breaches of GDPR. The risk of fines and penalties under the GDPR carries increased risk of liability to ICON and can result in increased costs and disruption to the delivery of our services.

**Right to compensation of data subjects subjects:** In addition to the risk of administrative and criminal penalties, the GDPR also provides that any person who has suffered material or non-material damage as a result of an infringement of the GDPR shall have the right to receive compensation for the damage suffered, from the controller or processor responsible for the infringement. The level of award of damages is set by the competent court in the applicable EU Member State. This carries increased risk of liability for ICON.

**Corrective Powers of the supervisory authorities, authorities:** Each supervisory authority across the Member States of the EU also has corrective powers. Supervisory authorities have the power to order ICON to bring processing operations into compliance with the provisions of the GDPR in a specified manner within a specified time period, or to impose a temporary or definitive limitation including a ban on processing, and to order the suspension of data flows to a recipient in a third country or to an international organization. Supervisory authorities also have powers to conduct audits and investigations of ICON and instruct ICON to take certain actions. The exercise of these powers by supervisory authorities has the potential to increase costs for ICON and cause disruption to the business and delivery of our services.

From a US perspective, the confidentiality, collection, use and disclosure of personal data, including clinical trial patient-specific information, is subject to governmental regulation generally in the country that the personal data was collected or used. For example, United States federal regulations under the Health Insurance Portability and Accountability Act of 1996, or ("HIPAA"), and as amended in 2014 by the Health Information Technology for Economic and Clinical Health ("HITECH") Act, require individuals' written authorization, in addition to any required informed consent, before Protected Health Information may be used for research. HIPAA specifies standards for de-identifications and for limited data sets. We are both directly and indirectly affected by the privacy provisions surrounding individual authorizations because many investigators and organizations with whom we are involved in clinical trials and in our other services are directly subject to them as a HIPAA "covered entity" and because we obtain identifiable health information from third parties that are subject to such regulations. As there are some instances where we are a HIPAA "business associate" of a "covered entity", we can also be directly liable to the covered entity contractually for mishandling protected health information and, under HIPAA's enforcement scheme, we can be subject to up to \$1.9 million per year in civil money penalties for identical HIPAA violations. The per violation penalties and calendar year cap on penalties are adjusted annually for inflation under the Federal Civil Penalties Inflation Adjustment Act.



The foundational principles of the GDPR have helped shape the development of many other privacy laws globally. Internationally, data protection laws continue to be introduced at a rapid rate, with greater protections afforded to personal data than ever before, and greater risk of liability to organizations processing that personal data. As a global organization, ICON must ensure that our privacy posture continues to adapt to these new laws and regulations.

From a US perspective, the confidentiality, collection, use and disclosure of personal data, including clinical trial patient-specific information, is regulated at the federal and state level. The Federal Trade Commission, or FTC, is an independent U.S. law enforcement agency charged with protecting consumers and enhancing competition across broad sectors of the economy. The FTC's authority with respect to data privacy and security comes from Section 5 of the FTC Act. The FTC uses its broad grant of authority to regulate data privacy and security, using including, but not limited to, requiring the implementation of comprehensive privacy and security programs, biennial assessments by independent experts, monetary redress to consumers, and provision of robust notice and choice mechanisms to consumers. Similar laws exist at the state level, which are used by state attorneys general to enforce against privacy and security-related acts or practices deemed to be unfair or deceptive.

More than 15 US states have adopted a comprehensive consumer privacy law or a consumer health data privacy law that regulates how certain businesses collect, use, and disclose the personal information of consumers residing in the state. In general, these laws provide for certain consumer privacy rights and impose transparency standards for business data collection and processing practices. These laws have broad exemptions for personal information that constitutes protected health information under the Health Insurance Portability and Accountability Act of 1996 ("HIPAA") and de-identified health data as defined under HIPAA. As a result, we do not expect to have compliance obligations under these laws with respect to most patient information we collect and process. However, we are required to comply with these consumer privacy laws insofar as we collect other categories of consumers' personal information, which could include, for example, information about website visitors. These state consumer privacy laws are generally enforced by the respective state Attorney General. California's law also includes a private right of action for certain data breaches. Dozens of other states are currently considering similar consumer privacy laws, which could impact our operations if enacted.

The US federal administrative simplification regulations under HIPAA require individuals' written authorization, in addition to any required informed consent, before protected health information may be used for research (unless an institutional review board has waived the authorization requirement or another exception applies).

We are directly regulated by HIPAA as a "business associate" because we obtain individually identifiable health information from "covered entity" third parties that are subject to such regulations. We can be directly liable to the covered entity contractually for mishandling protected health information and, under HIPAA's enforcement scheme, we can be subject to up to approximately \$2.1 million per year in civil money penalties for multiple violations of the same HIPAA requirement in 2024. The per violation penalties and calendar year cap on penalties are adjusted annually for inflation under the Federal Civil Penalties Inflation Adjustment Act.

Additional legislation or regulation of this type might, among other things, require us to implement new security measures and processes which may require substantial expenditures or limit our ability to offer some of our services. Additionally, if we violate applicable laws, regulations or duties relating to the use, processing or security of personal data, we could be subject to civil liability or criminal prosecution, be forced to alter our business practices or suffer reputational harm.

***Our employees may engage in misconduct or other improper activities, including noncompliance with regulatory standards and requirements, which could have a material adverse effect on our business.***

We are exposed to the risk of employee fraud or other misconduct. Misconduct by employees could include intentional failures to comply with governmental regulations, comply with federal and state healthcare fraud and abuse laws and regulations, report financial information or data accurately or disclose unauthorized activities to us. In particular, sales, marketing and business arrangements in the healthcare industry are subject to extensive laws and regulations intended to prevent fraud, kickbacks, self-dealing and other abusive practices. These laws and regulations may restrict or prohibit a wide range of pricing, discounting, marketing and promotion, sales commission, customer incentive programs and other business arrangements. Employee misconduct could also involve the improper use of information obtained in the course of clinical studies or data or documentation fraud or manipulation, which could result in regulatory sanctions and serious harm to our reputation. It is not always possible to identify and deter employee misconduct, and the precautions we take to detect and prevent misconduct may not be effective in controlling unknown or unmanaged risks or losses or in protecting us from governmental investigations or other actions or lawsuits stemming from a failure to be in compliance with such laws or regulations. If any such actions are instituted against us, and we are not successful in defending ourselves or asserting our rights, those actions could have a significant impact on our business and results of operations, including the imposition of significant fines or other sanctions.

***The failure to comply with our government contracts or applicable laws and regulations could result in, among other things, fines or other liabilities, and changes in procurement regulations could adversely impact our business, results of operations or cash flows.***

Revenues from our government customers are derived from sales to federal, state and local governmental departments and agencies through various contracts. Sales to public segment customers are highly regulated. Noncompliance with contract provisions, government procurement regulations or other applicable laws or regulations (including but not limited to the False Claims Act) could result in civil, criminal and administrative liability, including substantial monetary fines or damages, termination of government contracts or other public segment customer contracts, and suspension, debarment or ineligibility from doing business with the government and other customers in the public segment. In addition, **generally** contracts in the public segment are **generally** terminable at any time for convenience of the contracting agency or upon default. The effect of any of these possible actions by any governmental department or agency could adversely affect our business, results of operations or cash flows. In addition, the adoption of new or modified procurement regulations and other requirements may increase our compliance costs and reduce our gross margins, which could have a negative effect on our business, results of operations or cash flows.

***Liability claims brought against us could result in payment of substantial damages, costs and liabilities and decrease our profitability.***

We may face legal claims involving stockholders, consumers, clinical trial subjects, competitors, regulators and other parties. See 'Legal Proceedings' in Part A, Item 8 of this Form 20-F. Litigation and other legal proceedings are inherently uncertain, and adverse rulings could occur, including monetary damages, or an injunction stopping us from engaging in business practices, or requiring other remedies, including, but not limited to, compulsory licensing of patents.

#### *Customer Claims*

If we breach the terms of an agreement with a customer (for example if we fail to comply with the agreement, all applicable regulations or Good Clinical Practice) this could result in claims against us for substantial damages which could have a material adverse effect on our business. As we provide staff to deliver our services, there is a risk that our management, quality and control structures fail to quickly detect a failure by one or more employees or contractors to comply with all applicable regulations and Good Clinical Practice and our internal requirements and standard operating procedures thereby exposing us to the risk of claims by customers.

#### *Claims relating to Investigators*

We contract with physicians who serve as investigators in conducting clinical trials to test new drugs on their patients. These patients will generally have underlying health conditions and this testing creates the risk of liability for personal injury to the patient or the risk of a serious adverse event occurring. Although investigators are generally required by law to maintain their own liability insurance, we could be named in lawsuits and incur expenses arising from any professional malpractice or other actions brought against the investigators with whom we contract.

#### *Indemnification from Customers*

Indemnifications provided by our customers against the risk of liability for personal injury to or death of the patients arising from a study drug vary from customer to customer and from trial to trial and may not be sufficient in scope or amount, or our customer may not have the financial ability to fulfill their indemnification obligations. Furthermore, we would be liable for our own negligence and negligence of our employees which could lead to litigation from customers or action or enforcement by regulatory authorities.

#### *Insurance*

We maintain what we believe is an appropriate level of worldwide Professional Liability/Error and Omissions Insurance. In the future we may be unable to maintain or continue our current insurance coverage on the same or similar terms. If we are liable for a claim or settlement that is beyond the level of insurance coverage, we may be responsible for paying all or part of any award or settlement amount. Also, the insurance policies contain exclusions which mean that the policy will not respond or provide cover in certain circumstances.

#### *Claims to Date*

To date, we have not been subject to any liability claims that are expected to have a material effect on our business; however, there can be no assurance that we will not become subject to such claims in the future or that such claims will not have a material effect on our business.

#### ***Environmental, social and governance matters may impact our business and reputation.***

Increasingly, in addition to the importance of their financial performance, companies are being judged by their performance on a variety of environmental, social and governance (ESG) matters, which are considered to contribute to the long-term sustainability of companies' performance. A variety of organizations measure the performance of companies on such ESG topics, and the results of these assessments are widely publicized. Customers may have specific ESG related requirements or targets and if we fail to meet these targets, we may lose business.

In addition, investment in funds that specialize in companies that perform well in such assessments are increasingly popular, and major institutional investors have publicly emphasized the importance of such ESG measures to their investment decisions. Topics taken into account in such assessments include, among others, the Company's efforts and impacts on climate change and human rights, ethics and compliance with law, and the role of the Company's board of directors in supervising various sustainability issues. We actively manage a broad range of such ESG matters, taking into consideration their expected impact on the sustainability of our business over time, and the potential impact of our business on society and the environment. However, in light of stakeholders' increased focus on ESG matters **and the lack of clear consensus and guidelines on the issues**, there can be no certainty that we will manage such issues successfully, or that we will successfully meet society's perceived expectations as to our proper role. Any failure or perceived failure by us in this regard could have a material adverse effect on our reputation and on our business, share price, financial condition, or results of operations, including the sustainability of our business over time.

Increasing focus on ESG matters has resulted in, and is expected to continue to result in, the adoption of legal and regulatory requirements designed to mitigate the effects of climate change on the environment, as well as legal and regulatory requirements requiring climate, human rights and supply chain-related disclosures. If new laws or regulations are more stringent than current legal or regulatory requirements, we may experience increased compliance burdens and costs to meet such obligations.

In addition, our selection of voluntary disclosure frameworks and standards, and the interpretation or application of those frameworks and standards, may change from time to time or may not meet the expectations of investors or other stakeholders. Our ability to achieve our **ESG expectations and commitments** is subject to numerous risks, many of which are outside of our control.

#### **Risk Related to Our Common Stock**

##### ***Volatility in the market price of our common stock could lead to losses by investors.***

The market price of our common stock has experienced volatility in the past and may experience volatility in the future which could lead to losses for investors. Factors impacting volatility in the market price of our common stock include, amongst others:

- general market and economic conditions;
- our results of operations;
- issuance of new or changed securities analysts' reports or recommendations;
- developments impacting the industry or our competitors;
- declines in the market prices of stocks generally;
- strategic actions by us or our competitors;
- announcements by us or our competitors of significant contracts, new products, acquisitions, joint marketing relationships, joint ventures, other strategic relationships or capital commitments;
- the public's reaction to press releases, other public announcements by us or third parties, including our filings with the SEC;
- guidance, if any, that we provide to the public, any changes in this guidance or failure to meet this guidance;
- changes in the credit rating of our debt;
- sale, or anticipated sale, of large blocks of our stock;
- additions or departures of key personnel;
- regulatory or political developments;
- our performance on ESG **matters matters**;
- litigation and governmental investigations;
- changing economic conditions;
- exchange rate fluctuations;

- changes in accounting principles; and
- other events or factors, including those resulting from natural disasters, war, acts of terrorism or responses to those events.

In addition, stock markets have from time to time experienced significant price and volume fluctuations unrelated to the operating performance of particular companies. Future fluctuations in stock markets may lead to volatility in the market price of our common stock which could lead to losses by investors.

**An investor's return may be reduced if we lose our foreign private issuer status.**

We are a "foreign private issuer," as such term is defined in Rule 405 under the U.S. Securities Act 1933, and, therefore, we are not required to file quarterly reports on Form 10-Q or current reports on Form 8-K with the SEC. In addition, the proxy rules and Section 16 reporting and short-swing profit recapture rules are not applicable to us. If we lose our status as a foreign private issuer by our election or pay otherwise and we become subject to the full reporting regime of the United States securities laws, we will be subject to additional reporting obligations and proxy solicitation obligations under the Exchange Act and our officers, directors and 10% shareholders would become subject to the short-swing profit rules. The imposition of these reporting rules would increase our costs and the obligations of those affected by the short-swing rules.

**We do not expect to pay any cash dividends for the foreseeable future.**

We currently do not expect to declare dividends on our common stock and have not done so in the past. We continue to anticipate that our earnings will be used to provide working capital, to support operations, to make debt repayments and to finance the growth and development of our business. They may also be used to continue our share repurchase program. Any determination to declare or pay dividends in the future will be at the discretion of our board of directors, subject to relevant laws and dependent on a number of factors, including our earnings, capital requirements and overall financial condition. Therefore, the only opportunity for stockholders to achieve a return on their investment may be if the market price of our common stock appreciates and shares are sold at a profit. The market price for our common stock may not appreciate and may fall below the price stockholders paid for such common stock.

**A future transfer of ICON ordinary shares, other than one effected by means of the transfer of book entry interests in the Depositary Trust Company (DTC), may be subject to Irish stamp duty.**

Transfers of ICON ordinary shares effected by means of the transfer of book entry interests in the DTC should not be subject to Irish stamp duty where ICON ordinary shares are traded through DTC, either directly or through brokers that hold such shares on behalf of customers through DTC. However, if ICON ordinary shares are held as of record rather than beneficially through DTC, any transfer of ICON ordinary shares could be subject to Irish stamp duty (currently at the rate of 1% of the higher of the price paid or the market value of the shares acquired). Payment of Irish stamp duty is generally a legal obligation of the transferee. The potential for Irish stamp duty to arise could adversely affect the price of ICON ordinary shares.

#### **Item 4. Information on the Company.**

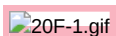
##### **A. History and development**

ICON public limited company ("ICON plc") is a **clinical contract** research organization ("CRO"), founded in Dublin, Ireland in 1990. For over thirty years we have grown significantly to **become become a leading** global provider of **outsourced outsourced** development and services to pharmaceutical, biotechnology, medical device and government and public health organizations. Our mission is to improve the lives of patients by accelerating the development of our customers' drugs and devices through innovative solutions.

We are a public limited company in Ireland and operate under the Irish Companies Acts. Our principal executive office is located at: South County Business Park, Leopardstown, Dublin 18, Republic of Ireland. The contact telephone number of this office is +353 1 2912000. Our website is [www.iconplc.com](http://www.iconplc.com). Additionally, the SEC maintains a website ([www.sec.gov](http://www.sec.gov)) that contains reports, proxy and information statements, and other information regarding issuers that file electronically with the SEC.

Our service offering includes clinical development, functional outsourcing and laboratory services. Our clinical development services include all phases of development (Phases I-IV), peri and post approval, data solutions and site and patient access services. Our laboratory services include a range of high value testing services, including bionanalytical, biomarker, vaccine, good manufacturing practice ("GMP") and central laboratory services. We also offer full-service and functional service partnerships to our customers.

Since ICON was founded, the Company has expanded through organic growth, together with a number of strategic acquisitions to enhance its expertise and capabilities in certain areas of the clinical development process and to broaden the service portfolio and add scale to existing services.



Recent investments, which continue to strengthen our service offerings to meet the needs of our customers include:

On August 19, 2024, the Company acquired the KCR S.A Group ("KCR"), a CRO offering full service and functional services partnership ("FSP") clinical trial services. On January 9, 2024, the Company acquired HumanFirst, Inc. ("HumanFirst"), a life sciences technology company.

On October 2, 2023, the Company acquired 100% of the equity of BioTel Research, LLC which comprised the business formerly known as Philips Pharma Solutions, a leading provider of medical imaging and cardiac safety monitoring services.

On April 20, 2023, the Company completed the purchase of the majority investor's 51% voting share capital of Oncacare Limited **(such (such** that Oncacare and its subsidiaries became wholly-owned subsidiaries of the ICON Group), a global network of oncology research sites that provide a unique patient recruitment and delivery solution for the clinical research industry.

On July 1, 2021, the Company completed the acquisition of PRA by means of a merger whereby Indigo Merger Sub, Inc., a Delaware corporation and subsidiary of ICON, merged with and into PRA Health Sciences, Inc., the parent of PRA Health Sciences ("the Acquisition" and "the Merger"). Upon completion of the Acquisition, PRA became a wholly owned subsidiary within the ICON Group. The Acquisition has transformed the scale and capabilities of the Company. The combined Company leverages its enhanced operations to transform clinical trials and accelerate biopharma customers' commercial success through the development of much needed medicines and medical devices. The combined Company retained the name ICON and brought together approximately 38,000 (as at the Merger date) employees across the globe, creating one of the world's most advanced healthcare intelligence and clinical research organizations.

The Acquisition has brought together two high-quality, innovative, growing organizations with similar cultures and values to create the world's leading clinical research organization with a singular focus on clinical research and commercialization. Under the terms of the Merger, PRA shareholders received per share \$80 in cash and 0.4125 shares of ICON stock. The total value of the Merger consideration was \$12.0 billion and has resulted in the recognition of goodwill of \$8.1 billion, intangible assets of \$4.9 billion and an associated deferred tax liability of \$1.1 billion. The accounting for the Merger was final as of June 30, 2022.

In conjunction with the completion of the Merger, on July 1, 2021, ICON entered into a credit agreement 'Credit agreement' providing for a senior secured term loan facility of \$5,515 million and a senior secured revolving loan facility in an initial aggregate principal amount of \$300 million (the "Senior Secured Credit Facilities"). The proceeds of the senior secured term loan facility were used to repay the outstanding amount of (i) PRA's existing credit facilities and (ii) the Company's private placement notes outstanding and fund, in part, the Merger. The senior secured term loan facility will mature in July 2028 and the revolving loan facility will mature in July 2026. The credit agreement governing As of December 31, 2024, \$4,568.6 million of the Senior Secured Credit Facilities provides that borrowings denominated in U.S. Dollars will bear interest based on the London Interbank Offered Rate ("LIBOR") or other base rate (as elected by the borrower), plus an applicable margin. On November 29, 2022, the Company agreed with its lenders senior secured term loan facility has been repaid through cash flow (\$2,581.8 million) and refinancing (\$1,986.8 million - refer to the adoption New Notes below) in the period since the completion of the Secured Overnight Financing Rate ("SOFR") as the benchmark rate within the Senior Secured Credit Facilities, thus LIBOR is no longer the benchmark rate available to the Company Merger. At December 31, 2024, \$946.4 million was outstanding under the terms of the Senior Secured Credit Facilities.

During the year ended December 31, 2023, the Company repaid \$950.0 million of the senior secured term loan facility (December 31, 2022: \$800 million). At December 31, 2023 2023: \$3,251.2 million). As at December 31, 2024, \$55 million \$nil (December 31, 2023: \$55.0 million) was outstanding drawn under the senior secured revolving loan facility (December while there was also \$nil (December 31, 2022: \$Nil) in addition to 2023: \$3.7 million (December 31, 2022: \$4.5 million) in letters of credit given to landlords to guarantee lease arrangements, arrangements under the senior secured revolving loan facility.

The financial information presented in this Form 20-F reflect the results of the combined Company for the year ended December 31, 2023 and December 31, 2022. The financial information presented for the year ended December 31, 2021 is as previously reported and does not reflect the pre-Merger results of PRA before July 1, 2021, other than where clearly stated and required by GAAP.

With approximately 41,100 employees 41,900 employees across the globe, ICON has established relationships with a majority of the world's top pharmaceutical and biotech companies. We believe the Company now has the expertise, technology, and data assets to lead the industry into a new paradigm for bringing clinical research to more patients and enabling expanded capabilities for customers. We believe the Merger will deliver a transformational effect on ICON through:

**Scale:** With a deeper clinical, commercialization and consulting services portfolio, a broader geographic footprint, depth in therapeutic expertise, and data-driven healthcare technology, the Company can deliver enhanced globally scaled expertise & solutions for all customers and patients.

**Focus:** The Company will have a singular focus on clinical research and commercialization, leveraging transformational technology and innovation to execute clinical trials from Phase 1 to post-approval studies with the highest quality, expertise and speed.

**Speed to market:** Our extensive services portfolio, digital and data technology capabilities, and enhanced access to more diverse patient populations, have been combined with flexible delivery approaches and partnership models – all with the aim of reducing development time and costs.

**Flexible partnership models:** ICON has partnerships with a majority of world's top biopharma and biotech companies worldwide. ICON is a global leader in Functional Service Provision and a top global provider of full service clinical research.

**Differentiated DCT platform, healthcare intelligence & technology:** ICON can deliver differentiated decentralized and hybrid trial solutions through a suite of capabilities, including mobile health, commercial connected health platforms, real world data and information solutions, a global site network, home health services and wearables expertise.

**Access to patients:** ICON offers customers enhanced access to a larger global pool of more diverse patients through its global site network (Accellacare), specialized oncology network (Oncacare), a pediatric site network, in-home clinical services and a network of six Phase I clinical research units across the United States and Europe.

#### Interest Rate Risk Management

The Company has entered into derivative financial instruments to manage exposures to interest rate fluctuations. On November 29, 2022, the Company entered into two interest rate cap agreements and one interest rate swap agreement with notional amounts of \$2,101 million and \$1,101 million, respectively. These derivative financial instruments are used to limit the Company's exposure to changes in the variable interest rate on its Senior Secured Credit Facilities by fixing the interest rates on approximately 49% of ICON's term loan facility as at December 31, 2023.



Growth and Acquisitions 5.jpg

#### Share Repurchase Program repurchase program

On February 18, 2022 February 20, 2024, the Company's Board of Directors authorized the repurchase a new buyback program of up to \$100 million \$500.0 million of the outstanding ordinary shares of the Company. On October 22, 2024, the Company's common stock. The share repurchase Board of Directors authorized an additional buyback program was completed during of up to \$250.0 million of the outstanding ordinary shares of the Company. During the year ended December 31, 2022 with a total of 420,530 December 31, 2024, 2,179,699 ordinary shares were redeemed by the Company for a total consideration of \$100.0 million, \$500.0 million.

A resolution was passed at the Company's Annual General Meeting ("AGM") on July 23, 2024, which renewed the authorization for the Directors to purchase (buyback) up to 10% of the outstanding shares in the Company. All ordinary shares that were redeemed repurchased under the repurchase buyback program were canceled in accordance with the Constitution constitution of the Company and the nominal value of these shares transferred to other undenominated capital as required by Irish Company law. No repurchase program occurred in 2023.

Ukraine The New Notes

On February 24, 2022 Russia invaded Ukraine, creating significant instability. May 8, 2024, ICON Investments Six Designated Activity Company (the "Issuer"), a wholly-owned subsidiary of ICON plc, issued \$2 billion of Senior Secured Notes ("the New Notes"). The New Notes were issued in aggregate principal amounts of: \$750 million 5.809% Senior Secured Notes due 2027 (the "2027 Notes"), \$750 million 5.849% Senior Secured Notes due 2029 (the "2029 Notes") and ~~unrest~~ \$500 million 6.000% Senior Secured Notes due 2034 (the "2034 Notes"). The proceeds from the issuance were used to repay a portion of the senior secured term loan outstanding under the Senior Secured Credit Facilities and to pay fees, costs and expenses related to the offering. On July 10, 2024, the New Notes were admitted to the Official List (the "Official List") of The International Stock Exchange (the "Exchange").

#### Repricing - senior secured term loan facility and senior secured revolving credit facility

On March 14, 2024, the parties to the Credit Agreement entered into the Third Amendment to the Credit Agreement (the "Third Amendment") in connection with the region. Since that time, repricing of the Company's key focus has been senior secured term loan facility and the senior secured revolving credit facility.

With respect to the senior secured term loan facility, the repricing culminated in a margin reduction of 25 basis points, from 2.25% (based on the safety then-current first lien net leverage ratio) to 2.0%; and the elimination of our employees and their families, patients, investigators and on the mitigation credit adjustment spread. The combination of adverse impacts on ongoing clinical trials. The Company has worked to ensure the safety of employees and their families based in Ukraine through the implementation of a number of employee assistance programs. These programs aim to provide affected employees and their families with transportation, accommodation in neighboring countries, financial assistance, communications and other support services as needed.

The Company's operations in these affected regions have been significantly curtailed as a result of these events. The ongoing conflict in Ukraine has above resulted in an increasingly complex economic sanctions and export controls environment applicable to our business operations in the region (including Russia and Belarus) as a result overall reduction of additional trade compliance measures enacted by the United States, United Kingdom and European Union member states. These economic sanctions and export controls restrict our ability to do business with sanctioned entities, require additional compliance resources, and could have a material adverse effect 51 basis points on the results of our operations. The financial impact of the conflict was not material to the Company during the years ended December 31, 2023 and December 31, 2022 senior secured term loan facility (assuming quarterly refixing).

Israel With respect to the senior secured revolving credit facility, the repricing culminated in a margin reduction of 0.40%, from 1.25% (based on the then-current S&P corporate family rating) to 0.85%, which is subject to change pursuant to a pricing grid based on the current corporate family rating assigned by S&P; and the conflict area in elimination of the Middle East credit adjustment spread. There were also concurrent fee adjustments to the senior secured revolving credit facility; the commitment fee on drawings was reduced from 0.4375% to 0.2975%, (based on our current corporate family rating from S&P) while the utilization fee increased by 15 basis points, dependent on amount utilized.

#### We are all saddened by recent developments in Israel Senior Secured Credit Facilities repayment

During the year ended December 31, 2024, the Company made mandatory and the conflict area in the Middle East. The Company's key focus has been on the safety voluntary principal repayments of our employees \$2,304.8 million (December 31, 2023: mandatory and their families, patients, investigators and on the mitigation voluntary principal repayments of adverse impacts on ongoing clinical trials. The Company has worked to ensure the safety of employees and their families through the implementation of a number of employee assistance programs. The team have been advised to work remotely as they continue to support our customers' studies. The financial impact \$950.0 million) of the conflict was not material to the Company senior secured term loan facility. The voluntary repayments made during the year ended December 31, 2023 December 31, 2024 resulted in an accelerated charge associated with previously capitalized fees of \$16.9 million.

In addition, during the year ended December 31, 2024, the Company drew \$318.0 million (December 31, 2023: \$370.0 million) of the senior secured revolving loan facility and repaid \$373.0 million (December 31, 2023: \$315.0 million). At December 31, 2024, \$nil was drawn under the senior secured revolving loan facility (December 31, 2023: \$55.0 million). Refer to note 13. Bank credit lines, loan facilities and notes for further details on the Company's Senior Secured Credit Facilities.

#### Foreign exchange

The Company prepares its financial statements in United States dollars while the local results of a certain number of our subsidiaries are prepared in currencies other than United States dollars, including, amongst others, the pound sterling and the euro. In addition, the Company's contracts with clients are sometimes denominated in currencies other than the United States dollar. Finally, the Company is exposed to a wider variety of currencies in the expenses line due to most expenses being incurred in the local currencies of where our global operations are based. Accordingly, changes in exchange rates between the United States dollar and those other currencies could have a material adverse effect on the Company's financial results. In the year ended December 31, 2023 December 31, 2024, the Company recorded foreign currency losses gains of \$12.9 \$18.1 million.

#### Changes in Board of Directors composition & Executive Leadership

On July 23, 2024, Ms. Joan Garahy retired from the Board of Directors and Ms. Anne Whitaker was appointed to the Board of Directors. Mr. Nigel Clerkin commenced employment with the Company in October 2024 and effective October 31, 2024 took over from Mr. Brendan Brennan as Chief Financial Officer.

## B. Business Overview

ICON is a leading global provider of outsourced development and commercialization services to pharmaceutical, biotechnology, medical device, and government and public health organizations.

We offer a full range of clinical, consulting and commercial services that range from clinical development strategy, planning and trial design, to full study execution, and post-market commercialization.

ICON provides its services across a range of clinical outsourcing operating models including strategic partnerships, preferred provider, full-service delivery to functional service provision and stand-alone services.

We specialize in the strategic development, management and analysis of programs that support all stages of the clinical development process, from compound selection to Phase I-IV clinical studies. We earn revenue by providing a number of different services to our customers. Those services are integral components of the clinical development process and include clinical trial management, consulting, contract staffing, data solutions and laboratory services.

 Services chart 2024\_Simple2.jpg

Our vision is to be the healthcare intelligence partner of choice by delivering industry leading solutions and best in class performance in clinical development. We believe that we are one of a select group of CROs with the expertise and capability to conduct clinical trials in the major therapeutic areas on a global basis and have the operational flexibility to provide development services on a stand-alone basis or as part of an integrated full-service solution. In order to achieve this vision, we are capitalizing on the enhanced scale, continue to invest in technology and data analytics capabilities that the recent acquisition of PRA Health Sciences delivered.

ICON maintains a sustained focus on research and development. We continue to enhance our portfolio of data solutions and decentralized clinical trial technology through the development of industry-leading technologies and processes to support our clients. ICON is leading the industry transformation through four key levers: transforming clinical trials, site and patient centricity, healthcare intelligence and applied innovation, and seamless, integrated service delivery.

At December 31, 2023 December 31, 2024, we employed approximately 41,100 approximately 41,900 employees in 106 locations in 53 countries. 55 countries. During the year ended December 31, 2023 December 31, 2024, we derived approximately 40.4% 36.0%, 48.7% 52.6% and 10.9% 11.4% of our revenue in the United States, Europe and Rest of World, respectively.

## The ICON strategy

We have achieved strong growth since our foundation in 1990, as a global provider of outsourced development and commercialization services to pharmaceutical, biotechnology, medical device and government and public health organizations. We focus our innovation on those factors that are critical to our clients - reducing time to market, reducing cost and increasing quality. Our global team has extensive experience in a broad range of therapeutic areas. ICON has been recognized as one of the world's leading Contract Research Organizations ("CROs") through a number of high-profile industry awards (see [www.iconplc.com/awards](http://www.iconplc.com/awards)).

As our market has evolved, biopharmaceutical companies are tackling productivity challenges, budget constraints and greater demands to demonstrate product value; all of which are placing increased pressure on their revenues and levels of profitability. However, these trends have generally been positive for CROs, as increased outsourcing has been adopted by these companies as they seek to create greater efficiencies in their development processes, convert previously fixed costs to variable, and accelerate time to market for new treatments. We believe innovation in the biopharma sector has been fueled by recent advances in technology, improving scientific profiles of drug targets, and increasing the pipeline of quality assets that can be investigated for further development. This provides biopharma companies an opportunity to strengthen their development pipeline with promising drug candidates, particularly those that are facing challenging patent expiries to their current marketed products.

Regulatory We believe regulatory and reimbursement pressures will increase the emphasis on late stage (post marketing) research, while increasing requirements to demonstrate the economic value of new treatments. As a result, we believe outcomes and comparative effectiveness research will most likely be required in order to secure on-going product reimbursement. Furthermore, we believe advances in molecular biology and genetics will drive further growth in innovation in the long term which in turn should create further growth opportunities for both biopharma companies and their outsource outsourced development partners.

We expect that continued outsourcing will be a core strategy of clients in the near and mid term as they respond to the increased pressures on their revenues and profitability. Larger clients were the first to form strategic partnerships with global CROs in an effort to reduce the number of outsource partners with whom they engage and to reduce inefficiencies in their current drug clinical development models. More recently we have seen the increasing adoption of this reduced partner model with mid-tier pharmaceutical and biotechnology firms as they also seek to drive development efficiencies. As outsourcing penetration increases, we believe clients may seek a greater level of integration of service offerings from CROs, although some will continue to purchase services on a stand-alone basis. Creating greater connectivity and "seamlessness" between our services and the sharing of real-time real-time clinical, operational and "real world" data with clients will therefore become increasingly important for CROs. ICON will seek to benefit from this increased outsourcing by clients to grow our business by increasing market share with our existing client base and adding new clients within the Phase I-IV outsourced development services market; the aim being to ensure we will be considered for all major Phase I-IV projects.

Delivery of our mission and strategy is focused on our four strategic pillars, being (i) Patient Access & Engagement (ii) Career Development & Employer of choice (iii) Enduring Customer Partnerships and (iv) Healthcare Intelligence & Applied Innovation.



## Patient Access & Engagement

ICON has a focused patient, site and data strategy, which is helping us to improve site identification, study placement and patient recruitment and retention.

Accellacare is ICON's global clinical research network offering customers a wide range of stand-alone and integrated solutions at site or in patients' homes as part of decentralized trials. Our patient centric approach accelerates study start-up and increases patient recruitment and retention for the pharmaceutical, biotechnology and medical device industries.

Accellacare In-Home Services takes study visits directly to patients where they live, work, study or play in all phases and therapeutic areas of clinical trials. By bringing trial visits directly to patients, we ease the burden of participating in clinical research to increase patient recruitment retention and diversity. retention. Accellacare In-Home Services has experience in more than 450 than 500 clinical trials, tailoring our services to fit each study's specific requirements across more than 50 55 countries. This cohesive approach is leading to higher patient recruitment and retention rates. Accellacare is also achieving faster study start-up for its customers through efficiencies gained in central process management including budget and contracting, which can otherwise be a source of delay. This combined with a finely tuned feasibility approach allows the network to identify and recruit more patients to studies, in a wide range of therapeutic areas, in a shorter time frame. Accellacare is an important part of the integrated patient, site and data strategy, helping us to improve patient recruitment and retention. Through Accellacare, we are committed to delivering on the promise of patient centricity in clinical research whilst also providing investigators with innovative treatments for their patients with a quality-focused clinical research infrastructure supported by experienced professionals globally.

The Accellacare Site Network encompasses more than 50 21 owned/embedded sites across 6 countries covering the United States, Europe US, UK and South Africa. Accellacare Spain as well as a number of collaboration agreements with other sites. Accellacare offers a quality focused clinical research infrastructure delivering value and benefits to sponsors. Accellacare supports customers with faster start-up and the time from site selection to site initiation visit is on average 30% faster when compared to other sites. Furthermore, Accellacare achieves an achieves on average of 40% more patients per site site when compared to other sites.

In 2023 2024, Accellacare Site Network further optimized its site partnerships and focused on enhancing capabilities within its US locations with a continued focus on Central nervous system (CNS) capabilities. ICON fully acquired the Oncacare site network This included onboarding two new CNS specialist sites in April 2023, California.



In 2024, the Elite Sites, ICON's dedicated program for top-tier site networks, was designed to offer an infrastructure for those networks who have set themselves apart. These networks have been selected for their high-performance quality, consistency with faster start-up, and ability to meet or exceed recruitment commitments. With the use of ICON's Elite Site program, the aim is for clients to increase reliability with delivery, reduce site or country footprint, shorten overall study timelines and ultimately get drugs to market faster. ICON Elite Sites have been selected to align with a few key therapeutic areas – Oncology, Neurosciences, and Gastrointestinal/ Non-alcoholic steatohepatitis (NASH) in which these networks have shown the ability to be true differentiators for our clients and study teams. The ICON Elite Sites program has a global reach, including 3 networks presently, and will continue to expand to best support our clients.

Finding and engaging suitable patients to conduct clinical trials is one of the biggest issues facing the drug development industry today. Less than 1% of the US population participates in clinical trials and the performance of investigative sites that do take part in research is uneven, hard to predict and many trials do not meet the initial recruitment goals. The current market challenge in patient enrollment creates an opportunity for ICON to differentiate its service offering and we are working to reduce patient recruitment times through enhanced site and investigator selection based on key performance metrics and through use of our proprietary FIRECREST technology which is used to train and support sites during the development process.

ICON's site networks enhance our ability to enroll patients onto the clinical studies we perform. We have also developed strategic alliances with investigator site groups and healthcare systems in all major global research markets. In partnership with others, we are pioneering patient recruitment solutions that leverage cognitive computing to transform clinical trial matching and allow a data-driven approach to deliver the right patients for trials. One Search is our intuitive, integrated workflow and interrogation tool that enables access to multiple data sources and provides the visualization and tools necessary for optimum site identification based on ICON and industry data of capability, experience and performance. Scoring on enrollment performance, speed of start-up and quality supports better site selection.

#### Career development and employer of choice

People have long been central to our mission to improve the lives of patients by accelerating the development of our customers' drugs and devices through innovative solutions. We encourage our people to bring flexibility, innovation, and determination to every situation. By doing so, our people can build exciting and rewarding careers, and deliver results to bring life-changing medicines to market and to maintain our success as ICON is an industry leader.

Our leadership and talent programs contribute to the enhanced retention of our employees, better project deliverables for our customers and the enhanced financial performance of the business.

We aim to be an industry leader: a company where talented people come to do important work, a place where our employees can shape the future of healthcare, grow their careers, and reach their full potential. We have long held a deep commitment to cultivating strong people practices. This includes competitive total rewards packages along with a focus on continuous learning. We nurture a culture of development and aim to boost engagement by supporting our people's growth, both personally and professionally. We are dedicated to finding opportunities for award-winning workplace that enables our employees to grow make a difference to patients' lives by being part of a world-class clinical research organization that helps deliver new medicines & medical devices that are benefiting patients worldwide.

Our global team of over 41,900 is united in purpose, working together in an inclusive environment to help solve some of the world's most complex healthcare challenges. We value integrity, inclusion, collaboration and develop. agility, which together form our 'Own it' culture that fosters innovative ideas and a vibrant workplace.

Our success depends on the knowledge, capabilities, skills and quality calibre of our people. To improve their skills, That's why we are committed to providing developing a continuous learning. This commitment is underpinned by clearly defined competencies, which offer learning culture – one where we challenge employees a clear path along which with engaging work and where every experience adds to develop skills and advance their careers, professional development.

To Through our industry leading learning management system, internally developed professional development programs and partnerships with leading academic institutions, employees are encouraged to broaden their scientific, technical and business knowledge.

Employees also have access to tools that will help them develop the skills to support their career aspirations. With a strong emphasis on personal and professional development, ICON equips employees at with the skills, knowledge and expertise to navigate and succeed in a dynamic work environment. At ICON, we provide growth opportunities for every stage of an employee's career, empowering them to progress and reach new heights.

We offer competitive total rewards packages that are designed with employee health, wealth and well-being in mind. Fair and equitable pay is core to our reward ethos, and we celebrate and reward high performance. Our benefits are focused on well-being and work-life balance for employees and their career journeys, family.

From training and development programs are aimed at advancing scientific, technical, to mentorship and business knowledge. Programs include tailored CRA academies and a range of project management curricula, therapeutic-focused programs, and people leader development programs. coaching, we're committed to helping our employees reach their full potential.

#### Enduring customer partnerships

We continue to focus on expanding and deepening our partnerships with existing customers, while also developing new customer relationships.

Strategic client relationships will increasingly manifest themselves in many different forms. Many of these relationships will require innovative forms of collaboration across ICON service areas and departments and will therefore require increased flexibility to offer services on both a standalone functional basis and as part of a fully integrated service solution. To support this objective, we continue to evolve our collaboration and delivery models, invest in technology that will enable closer data integration across our service areas and enhance our project and program management capabilities.

To meet the evolving needs of both our existing and new clients we continue to enhance our capabilities through both organic service development and targeted acquisitions. In addition, we continue to enhance our scientific and therapeutic expertise to support our customers in specific areas including oncology, orphan and rare diseases, CNS, dermatology, infectious disease and women's health.

ICON has extensive experience in vaccine clinical development for commercial businesses, governments and NGOs. This experience enabled us to play a significant role in the search for vaccines and treatments for COVID-19.

Of particular note was our work in partnering with Pfizer and BioNTech on their investigational COVID-19 vaccine program - the first to announce positive efficacy results from a Phase 3, late-stage study of a COVID-19 vaccine and to receive Emergency Use Authorization in individuals 16 years of age or older from the U.S. Food and Drug Administration.

ICON mobilized a large global team of therapeutic and operational specialists to partner on the implementation of Pfizer's and BioNTech's strategic plan and framework for the monitoring of the trial, which included a high level of remote clinical monitoring and source data verification in addition to on-site monitoring, safeguarding data quality and integrity in the evolving pandemic environment. The team combined the benefits of full service and functional service provider clinical operating models to increase efficiency and ensure rapid study start-up.

ICON worked with 153 sites in the US, Europe, South Africa and Latin America to ensure the recruitment of more than 44,000 trial participants over a four-month period in late 2020. ICON provided site training, document management and operational support for patient Informed Consent Form review, coordinated eConsent in most countries, and assisted with clinical supply management services. Achieving the unprecedented trial timelines, while maintaining high standards of quality, undertaken in response to the pandemic required collaboration and strong communication between the ICON and sponsor project teams.

We continue to target growth in under-penetrated CRO market segments. Penetration within medical device companies has lagged that of bio-pharma firms but is beginning to accelerate. EU regulatory reform enacted in 2017 is a further catalyst to growth in this segment as it included stricter requirements to perform clinical evaluations and post-sale surveillance. In early 2020, ICON acquired MedPass which has further enhanced our value offering in this area.

We also invested significantly in our site and patient network (Accellacare), and consider our expertise and offering in this area as one of our strategic pillars.

#### *Healthcare intelligence and applied innovation*

Innovation at ICON is focused on the factors that are critical to our clients. We develop integrated technologies to significantly enhance the efficiency and productivity of clients' drug and device development programs, providing true transparency across all areas of a study.

ICON is focused on applying innovation that can help our customers improve their development outcomes. We are focusing this innovation in three critical areas: improving clinical trial design and execution; faster and more predictable patient recruitment; and evolving clinical trials to be more patient centric which includes data collection and analysis directly from patient's digital devices. Our approach to developing solutions to these challenges incorporates partnering with best-in-class technology providers but is also supported by a suite of differentiated ICON proprietary technologies.

Through an informatics strategy built around key platforms including ICONIK and Health Cloud, we have continued to invest in building our capabilities in the gathering, analysis and application of real world patient data within both the clinical trial and post-trial observational study environments. ICONIK and Health Cloud enable ICON to deliver services such as Risk Based Monitoring (RBM) which uses near-real time clinical data to drive monitoring visit schedules, enabling better decision making and the successful implementation of clinical trial strategies that significantly improve efficiency in clinical trials thereby reducing overall cost and time to market whilst better protecting patient safety.

ICON's proprietary One Search tool helps to efficiently and effectively identify optimum trial sites. It synthesizes multiple data sources, applying AI machine learning and rich data visualization for optimum site identification, resulting in improved study start-up and site cycle times, significant reductions in the percentage of low performing sites and increasing the percentage of studies meeting planned First Patient In (FPI).

FIRECREST is ICON's proprietary comprehensive site performance management system. It is a web-based solution which enables accurate study information, including protocol information, training manuals and case report forms, to be rolled out quickly and simultaneously to investigative sites. It allows site behavior to be tracked to ensure training is understood, procedures are being followed and that timelines and study parameters are met. It can significantly reduce the number of data queries originated from investigator sites. FIRECREST is now integrated into the ICON Safety Reporting Solution and provides a Site Question Management Tool.

The ICON Patient Engagement Platform was developed to support improved patient experience and enrollment in clinical trials. The web-based patient engagement platform, provides patients with study specific information and connectivity with the nearest investigative site. The solution supplements patient recruitment outreach by sites and increases visibility of potential study participants for sponsors and sites. An easy to navigate, user friendly interface guides the patient to new and ongoing studies in their particular indication and a pre-qualification questionnaire helps to determine if the study is a right fit for them. If the patient decides to register interest, they are given the option to select their nearest investigative site. This establishes connection with the site and the patient can then choose to contact the site or ask to be contacted for pre-screening.

We positively impact patients' lives by understanding their journeys and how they can benefit from drugs currently in development and on the market. We do this by developing a holistic, global data environment across pharmaceutical and biotech companies (development to commercial) that gives insights into patients, and how best to serve them. Alongside the application of these technology solutions we are also focused on innovation through the redesign and where appropriate the automation of current clinical trial processes.

#### *Operational excellence, quality and delivery*

Quality is the foundation of our success. The quality of our work is vital to our mission of bringing better medications to patients around the world. We are committed to maintaining, supporting, checking and improving our quality systems to meet or exceed the quality standards demanded by our clients, patients and regulatory authorities. We focus our innovation on the factors that are critical to our clients – reducing time to market, reducing cost and increasing quality – and our global team of experts has extensive experience in a broad range of therapeutic areas.

Quality project execution underpins all that we do and we have an ongoing focus on developing our people and processes to continue to enhance our service delivery. We also deploy supporting technologies which we believe will enable faster and deeper insights into the quality of trial data.

We are focused on operational excellence across our support functions, and we operate a global business support infrastructure across functions including finance, information technology, facilities, human resources, legal and quality assurance. This enables us to enhance the service levels across these support areas whilst driving down the costs of the service provision.

#### **Capabilities and service offerings**

We believe ICON is the world's largest pure-play clinical contract research organization. From molecule to medicine, we advance clinical research providing outsourced services to pharmaceutical, biotechnology, medical device and government and public health organizations. We develop new innovations, drive emerging therapies forward and improve patient lives. Our focus is on delivering Healthcare Intelligence to customers to address the full spectrum of clinical development challenges, not just point-of-service delivery. The synthesis of our experience, expertise, best practices, technology and data provides patient centric processes, commercially optimized for global success, and is driving transformation of trials to improve R&D return on investment.



With an expansive portfolio of integrated clinical, commercialization and consulting services, global presence, depth in therapeutic expertise, and data-driven healthcare technology, we deliver globally scaled expertise & solutions for all customers and patients. Solutions span the Clinical Development lifecycle from compound selection to Phase I-IV clinical studies and post approval outcome research and market access consulting solutions, and can be adapted to suit local trials or large global programs:



## Industry overview

The CRO industry provides independent product development solutions and services for the pharmaceutical, biotechnology and medical device industries. Companies in these industries outsource services to CROs in order to manage the drug and device development process more efficiently and to as well as bring both drugs, biologics, patent-protected bio-similar medicinal product and medical devices to market faster to enhance patient well-being and maximize their return on investment. The CRO industry has evolved since the 1970s from a small number of companies that provided limited clinical development services to a larger number of CROs that offer a range of services that encompass the entire research and development process, including pre-clinical development, clinical trials management, clinical data management, study design, bio statistical analyses, post market surveillance, regulatory affairs, central laboratory and market access services. CROs are required to provide services in accordance with good clinical and laboratory practices, as governed by the applicable regulatory authorities.

The CRO industry is highly fragmented, consisting of several hundred small, limited-service providers, medium sized CROs and a small number of large CROs with global operations. Although there are few barriers to entry for small, specialist service providers, we believe there are significant barriers to becoming a CRO with global capabilities and expertise. These barriers include the infrastructure and experience necessary to serve the global demands of clients (sponsors), the ability to recruit sites and patients globally, the simultaneous management of complex clinical trials, the ability to offer customers a variety of delivery models, broad therapeutic expertise and the development and maintenance of the complex information technology systems required to integrate these capabilities. In recent years, the CRO industry has experienced consolidation, resulting in the emergence of a select group of CROs that have the capital, technical resources, integrated global capabilities, data and expertise to manage the development programs of pharmaceutical, biotechnology and medical device companies. We believe that large and medium-sized pharmaceutical companies are selecting a limited number of CRO service providers with which they deal rather than utilizing many, in order to form strategic partnerships with global CROs in an effort to drive incremental development efficiencies and leverage the scientific and medical expertise. We believe that this trend will continue to concentrate the market share among the larger CROs with a track record of quality, speed, flexibility, responsiveness, global capabilities and access to patients and overall development experience and expertise.

## New drug development overview – ethical pharmaceuticals and biologics

Before a new drug or biologic may be marketed, it must undergo extensive testing and regulatory review to determine that it is safe and effective. The following discussion primarily relates to the US FDA approval process for such products. Similar procedures must be followed for product development with other global regulatory agencies. The stages of this development process are as follows:

**Preclinical Research** "In vitro" (test tube) and animal studies must be conducted in accordance with applicable regulations to establish the relative toxicity of the drug over a wide range of doses and to detect any potential to cause birth defects, affect vital organs, cause mutations or cancer. Many of these tests must be performed before a new investigational therapy can progress into human studies. If results warrant continuing development of the drug or biologic, the sponsor or owner of the asset will file for an Investigational New Drug Application, or ("IND"), which must be approved by the FDA before starting the proposed clinical trials. However, preclinical studies will continue to be conducted in parallel with the clinical trials, some of which can take up to 3 years to complete. Preclinical ICON can provide expert advice for preclinical programs, but does not conduct preclinical research is not commonly provided by ICON as a service to its customers.

### Clinical trials (approximately 3.5 to 7 years)

#### Exploratory development

**Phase I (approximately 6 months to 1 year)** consists of basic safety and tolerability testing in small numbers of human subjects, initially in healthy volunteers, and includes studies which may show the drug is having an effect on the body, if it is safe, how it is affected by other drugs, where it goes in the body, how long it remains active and how it is broken down by and eliminated from the body. After single and multiple dose studies have been conducted, the asset can progress into Phase II, however, Phase I studies will continue to be done to help support the development of the asset in new populations such as children or the elderly.

**Phase II (approximately 2 to 3 years)** includes basic efficacy and dose-range testing in a limited patient population (usually) 100 to 200 patients to help provide preliminary safety and evidence that the drug is likely to be effective in the target disease. If the Phase II results are satisfactory the sponsor may decide to proceed to Phase III studies.

#### Confirmatory development

**Phase III (2 years or greater)** consists of efficacy and safety studies in several hundred to a few thousand patients at multiple investigational sites (hospitals and clinics), often in multiple geographies.

FDA approval, through submission of an IND, is necessary for all most clinical trials, regardless of the phase of development. In addition, parallel independent committee approval is also required.

**NDA or BLA Preparation and Submission.** Upon completion of Phase III trials, the sponsor assembles the statistically analyzed data from all phases of development into a single large submission along with the Chemistry, Manufacturing and Controls (CMC) and preclinical data and the proposed labelling into the New Drug Application (NDA), or Biologics License Application (BLA) and submits them for assessment and approval by the relevant division of the FDA.

**Expanded Access Programs (EAPs).** Sometimes a study an investigational drug may continue to be provided to subjects after completion outside of a clinical trial, also called compassionate use. EAPs refer to the regulated use of a study drug outside of a clinical trial by patients with serious or life-threatening conditions where there is no alternative therapy available. In this context the FDA may allow the sponsor to make the study drug available to a larger number of patients for treatment use.

**FDA review and approval of NDA or BLA (1 to 1.5 years).** Data from all phases of development is scrutinized to confirm that the applicant company has complied with all applicable regulations, safety and efficacy of the product has been demonstrated, and that the benefit to risk ratio for the drug or biologic is positive for the specific use (or "indication") under study. The FDA may

refuse to accept the NDA or BLA if the application has administrative or content criteria which do not meet FDA standards. The FDA may also deny approval of the drug or biologic product if applicable regulatory requirements are not satisfied, if the drug has not adequately shown to be effective or if there are safety concerns. Often a company will be required to conduct specific studies after the approval of a drug. These are called post approval **requirements or** commitments.

**Post-market surveillance, Phase IV studies and health outcomes.** Once approved by the FDA, it requires the drug or biologic license holder to collect and periodically report to them additional safety (and perhaps efficacy) data on the drug or biologic for as long as the **license holder manufacturer** markets it (post-market surveillance, including pharmacovigilance). If the product is marketed outside the U.S., these reports must include data from all countries in which the drug is sold. Additional studies (Phase III and Phase IV) may be undertaken **by the manufacturer** after initial approval to find new uses for the drug, to test new dosage formulations, or to confirm selected non-clinical benefits, e.g., increased cost-effectiveness or improved quality of life. Additionally, the FDA and other regulatory agencies **may** require license holders of drugs or biologics to prepare risk management plans that are aimed at assessing areas of product risk and actively managing such risks throughout the product lifecycle.

#### Key trends affecting the CRO industry

CROs derive substantially all their revenue from the research and development expenditures of pharmaceutical, biotechnology and medical device companies. We believe that the following trends create further **potential** growth opportunities for global CROs, although there is no assurance that growth will materialize.

#### Continued innovation and development of enabling technologies

##### *Innovation driving new drug development activity*

New technologies together with improved understanding of disease pathology (driven by scientific advances such as the mapping of the human genome) have increased the number of new drug candidates being investigated in early development. This has greatly broadened the number of biological mechanisms being targeted, which increasingly include rare or orphan diseases that currently have no effective treatments.

These developments should lead to increased activity in both preclinical and Phase I development and in turn lead to more treatments in Phase II-III clinical trials. As the number of trials that need to be performed increases and these trials become focused in indications where finding suitable patients is increasingly challenging, we believe that drug developers will increasingly rely on CROs to manage these trials to leverage their global expertise and to continue to focus their own competences on drug discovery and sales and **marketing, marketing of commercialized products.**

##### *Decentralized and hybrid trials*

Decentralized (**DCT**) and hybrid trials have existed for quite some time, but the coronavirus pandemic accelerated the demand when the pharma industry was challenged to move to remote models to protect patient safety and ensure data integrity for COVID-19 vaccine trials and other ongoing trials. The pandemic **has** provided an opportunity to move many technologies and remote patient care solutions from pilot phase to **actively** supporting patients and **clinical research.**

As an industry, we have an opportunity to make decentralized and hybrid **the approaches a** standard moving forward. The ways the industry **have has** been conducting clinical research in a traditional site-based approach need to **flex evolve** so we can implement **these** tools, techniques and processes in everyday research to bring about a more patient-centric approach. Each new element needs to be evaluated to assess the impact for the individual patients and study sites. Recent experiences in the industry have shown:

- Using fewer countries and fewer sites can reduce costs, decrease timelines for start-up and minimize the risk of disruption during and post pandemic.
- Hybrid studies, utilizing digital health, in-home health, and telehealth, can reduce the number and frequency of onsite patient visits and therefore reduce patient burden.
- Home-based patient visits and direct-to-patient contacts can increase patient satisfaction, compliance and retention, providing greater trial resilience.
- Harmonizing data from disparate data sources will provide real-time access and consistent data visibility, helping to improve safety monitoring and enabling the visualization of data trends.

Regulatory easement during the pandemic **has** resulted in a number of positive changes to clinical trial procedures, enabling studies to continue and in some cases progress at a faster pace, and improvements to the process of CTA and IND approvals. Regulatory authorities have been clear that regulatory easement related to the pandemic will not be extended. However, many regulatory authorities have instead released guidance or position statements on the use of DCT elements, such as technology and off-site conduct, more generally in clinical trials, benefiting the patient and healthcare advancement.

Ultimately, we are trying to increase the speed at which drugs can meet approval guidelines and help treatable populations. By using decentralized tools, technologies and processes, we will reduce the burden on patients, increase satisfaction and provide them with the same standard of care during a virtual or home visit that they would receive in a clinic, thereby fulfilling the promise of clinical research as a care option. While reduced costs may not be seen in the early phase of adoption (in fact investment **required may be required initially**) **higher initially due to technology implementation**), choosing the right solution for the specific study characteristics has the potential to increase patient recruitment and retention, which can result in reduced overall research costs and quicker time to market. To find the best clinical trial design to suit their needs, sponsors will need to take patient centricity into consideration from the outset and at every step along the way, because what benefits the patient will ultimately benefit the sponsor in outcomes.

##### *New technology enabling more efficient development*

Technology innovation is playing an increasingly important role in helping to support more efficient drug development. Leveraging differentiated technology solutions and data collaborations drives better execution in clinical trials. **The larger Larger** CROs have been at the forefront of this innovation developing technology solutions that support the integration of trial data across multiple systems, data repositories that enable sponsors to get real time clinical insights on the performance of their drugs and tools that support better trial designs and operation.

The emergence of modern healthcare technologies ("mHealth") that build on the global prevalence of mobile and digital technologies also have an influence on drug development. It is now possible to capture health data using mobile devices and wearables. This enables sponsors to gather new clinical and "real-world" patient insights and will also be used to enhance patient engagement and adherence throughout the development process. As these devices mature it will also be possible to complete more "decentralized and hybrid trials" based on remote monitoring of patients in their home environment which may drive further efficiencies in the trial process.

Social media is also becoming an important platform for life sciences companies to strengthen patient engagement programs and collaborate with other stakeholders in the healthcare system. Many **sufferers of patients with** specific diseases are forming patient groups and actively collaborating using social media. These groups represent an important potential source of patients for new

clinical studies but can also provide valuable insights into effectiveness and safety of new treatments.

As the influence of technology on drug development grows, it broadens the potential number of partners that CROs will work with in the future.

#### *Expanded use of new patient data sources*

Pharmaceutical companies are looking to access a variety of new healthcare data sources containing medical and prescribing records to help improve development programs and to get better evidence of the value their treatments are bringing to patients once they are launched in the market. The larger global CROs have significant data management experience which can be leveraged to support these efforts and have invested in analytics capabilities to help deliver better insights for customers during the product lifecycle. Global CROs are also forging collaborations to access specific data sets that can provide further patient insights to support better matching of patients and sites to the clinical trial process.

#### **Improving productivity and operating efficiencies**

##### *Continuing focus on productivity within research and development programs*

Pharmaceutical and biotechnology companies continue to seek ways to improve the productivity and overall efficiency of their development efforts and increasingly see the use of CROs as a strategic component of partner in these efforts. They are leveraging the expertise of CROs to help identify the most promising drug candidates in early development and discontinue developing those that have safety issues, limited efficacy or that will have significant reimbursement challenges. These companies are also initiating programs to drive more efficiency in their development programs. One example of this has been the efforts to achieve a more seamless transition across development phases, particularly across Phase I-III, I-III trials. In parallel, regulatory initiatives such as the 21st Century Cures Act and the emergence of clinical trial techniques such as adaptive trial design, risk based clinical trial monitoring, decentralized and hybrid trials are enhancing development, allowing effective treatments to get to patients quicker at reduced development costs.

##### *Cost containment pressures*

Over the past several years, drug companies have sought more efficient ways of conducting business due to margin pressures stemming from patent expirations of their commercialized products, greater acceptance of generic drugs, pricing pressures caused by the impact of managed care, purchasing alliances and regulatory consideration of the economic benefit of new drugs. Consequently, drug companies are centralizing research and development, streamlining their internal structures and outsourcing certain functions to CROs, thereby converting previously fixed costs to variable costs. Larger companies (and more recently medium sized companies) are actively entering into strategic partnerships with a limited number of CROs in an effort to drive increased efficiencies. The CRO industry and, in particular, large CROs with global capabilities, considerable scientific knowledge and expertise are often able to perform the needed services with greater focus and at a lower cost than the client could perform internally, although CRO companies themselves are facing increased cost containment pressures as drug companies seek to further reduce their cost base.

#### **Global trends influencing the CRO industry**

##### *Pressure to accelerate time to markets and globalization of the marketplace*

Reducing product development time maximizes the client's potential period of patent exclusivity, which in turn maximizes potential economic returns. We believe that clients are increasingly using CROs that have the appropriate expertise and innovation to improve the speed of product development to assist them in improving economic returns. In addition, applying for regulatory approval in multiple markets and for multiple indications simultaneously, rather than sequentially, reduces product development time and thereby maximizes economic returns. We believe that CROs with global capabilities, considerable knowledge and experience in a broad range of therapeutic areas are key resources to support a global regulatory approval strategy. Alongside this, the increasing need to access pools of new patients is leading to the conduct of clinical trials in new "emerging regions" such as Eastern Europe, Latin America, Asia-Pacific and South America. We believe that having access to both traditional and emerging clinical research markets gives global CROs a competitive advantage.

##### **Growth Progress within the biotechnology sector**

The nature of the drugs being developed is continuing to change. Biotechnology is enabling the development of targeted drugs with diagnostic tests to determine whether a drug will be effective given a patient's genomic profile. An increasing proportion of research and development expenditure is being spent on the development of highly technical drugs to treat very specific therapeutic areas in sectors of unmet medical need. Much of this discovery expertise is found in biotechnology firms. We believe that it is to these organizations that the large pharmaceutical companies will look for an increasing proportion of their innovation, and consequently, new drug pipelines. Whether it is through licensing agreements, joint ventures or equity investment, we believe we may see the emergence of more strategic relationships between small discovery firms and the larger pharmaceutical groups. As the majority of these biotechnology companies do not have a clinical development infrastructure, we believe that the services offered by CROs will continue to be in demand from such companies providing they have the necessary funding.

##### *Increasing number of large long-term studies and an increasing requirement to show the economic value of new treatments*

We believe that to establish competitive claims and demonstrate product value, to obtain reimbursement authorization from bodies such as the FDA in the US, and the National Institute for Health and Clinical Excellence in the UK, and to encourage drug prescription by physicians in some large and competitive categories, more clients need to conduct outcome studies to demonstrate, for example, that mortality rates are reduced by certain drugs. To verify such outcomes, very large patient numbers are required, and they must be monitored over long time periods. We believe that as these types of studies increase there will be a commensurate increase in demand for the services of CROs who have the ability to quickly assemble large patient populations, globally if necessary, and to manage this complex process throughout its duration.

The rising costs of healthcare in most developed countries also means there is an increasing pressure to show that new medical treatments are more cost effective and deliver better patient outcomes than existing treatment regimes. This also means that sponsors need to increasingly generate outcome data both as part of the product approval submissions and as part of post-approval research programs. This is creating opportunities for CROs who can offer support in developing and interpreting this data.

##### *A focus on long-term product safety*

The clinical trial approval process can only detect major and common adverse side effects of drugs; less common but no less serious side effects may only become apparent after many years of use. As a result, there is an increase in the number of drugs given "conditional approvals" where further 'post-approval' studies are being mandated. In addition, prudent sponsors undertake similar studies to detect early warning signs of any potential problems with their products. Such studies may take the form of prospective long-term safety studies, simpler observational studies or registries where patients meeting specific criteria for disease or drug use are followed for long periods to detect any safety issues. CROs are well positioned to perform these studies on behalf of sponsors.

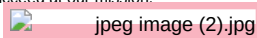
##### *Increasing regulatory demands*

Regulatory agencies increasingly require more data to support new drug approvals and are seeking more evidence that new drugs are safer and more effective than existing products. As a result, the complexity of clinical trials, the number of procedures required to be conducted in these trials and the size of regulatory submissions are driving the demand for services provided by CROs.

## Environment, Social and Governance ('ESG') ICON Cares

Our mission is to improve the lives of patients by accelerating the development of our customers' drugs and devices through innovative solutions. We are passionate about providing innovative solutions for customers, we are better together working as one team **we value diversity** and care about the success of our people, and we care about doing the right thing. We are advancing clinical research while offering customers broader and deeper experience, scale, and focus, complemented by continuity of delivery and speed to market. Our business model is described in the preceding sections. Consistent with our values, we seek to not only operate in compliance with applicable laws but also to positively influence our global workforce, the communities that we operate in, the environment and society as a whole. Doing so makes us a stronger, more resilient organization by every measure.

Our core values underpin our mission and drive a culture and mind-set of ownership at ICON. "Own it at ICON", **as set out below**, is a statement of values that has remained at the very heart of ICON's culture, encouraging our people to seize the opportunity and bring flexibility, innovation, and determination to every situation. We believe our culture of ownership personifies who we are as a company — it also helps us apply our expertise, collaborate to get things done, and succeed at our mission.



Our values **also** underpin how we work together to deliver on our mission to improve the lives of patients by accelerating the development of our customers' drugs and devices through innovative solutions. These values and our Code of Ethical Conduct, which underpins these values, form the core of what we do, and how we do it. It applies to all of our officers, directors, employees, consultants and agents globally. All employees and temporary workers are mandated to complete annual global ethics training.

At ICON, we care about conducting business sustainably. We care about our people, patients, and the communities in which we live. We care about doing the right thing and we are committed to working to the highest ethical standards and demonstrating our commitment to honesty, transparency, and quality. As a testament to our commitment, we launched our "ICON Cares" program at the start of 2023 which incorporates all our Environment, Social and Governance (ESG), Diversity, Inclusion and Belonging (DIB), and CSR ("ESG") initiatives into one program. ICON's Environment, Social, and Governance Committee ("ESG Committee" ("ESG Committee")) brings together all these initiatives and efforts under one umbrella to ensure consistency, enhance monitoring, reveal areas for development and facilitate reporting to the Board.

The ESG Nominating, Sustainability, and Governance Committee is chaired by the ICON plc Board has oversight responsibilities in respect to ESG-related strategies and initiatives. The Chief Administrative Officer and General Counsel (CAO), who is responsible for reporting to ("CAO") chairs the ICON executive leadership team, the Nominating, Sustainability and Governance ESG Committee and the Board on ESG matters. The CAO reports on ESG matters to the Nominating, Sustainability and Governance Committee quarterly and reports to the Board at least annually whilst also providing periodic ESG updates to the executive leadership team. ICON's ESG program office reports to the CAO and delivers centralized reporting and tracking of ESG initiatives. The Audit Committee has oversight responsibilities in respect to ESG-related reporting in the ICON financial statements. The Chief Financial Officer ("CFO") reports to the Audit Committee on ESG-related reporting matters.

The ESG Committee is focused on developing our strategy and initiatives relating to the environment, social matters, health and safety, community engagement, corporate governance, sustainability, and other public policy matters relevant to the Company. The ESG Committee is a cross-functional management committee of the Company including representation from facilities, health and safety, corporate communications, finance, legal, investor relations, procurement, commercial, marketing, and human resources departments. The Committee meets regularly to assist and support executive management and the Nominating, Sustainability and Governance Committee of the Company in:

- determining and setting the strategy relating to ESG matters;
- developing, implementing and monitoring initiatives and policies based on that strategy; and
- communicating these strategies, initiatives, and their results.

We are committed to building and developing our ESG strategies and reporting. In 2020 we launched our ESG page on the ICON website and have an internal ICON Cares ESG page on our MyICON intranet portal to engage with our employees and provide information and updates relating to ESG matters and our commitment to sustainability. In 2021, as a testament to our commitment to managing ICON responsibly and sustainably, we became a participant in the United Nations Global Compact (UNGC) ("UNGC"), a set of Ten Principles covering the areas of human rights, labor, environment, and anti-corruption. In our 2022 2023 ESG report, released in 2023, 2024, we reported under the Global Reporting Initiative (GRI, 2021) standards, the Task Force on Climate-Related Financial Disclosures (TCFD) ("TCFD") and the Sustainability Accounting Standards Board (SASB) ("SASB") index. Our report summarizes our current policies, priorities, commitments, achievements, and progress in respect to ESG matters. During 2023, 2025, ICON received a silver medal from EcoVadis and increased our score from 70/100 in 2024 to 72/100 in 2025, in recognition of our environment, social and governance efforts throughout ICON. The ESG page on our website is available at <https://www.iconplc.com/about/esg/>.

The global landscape in respect to regulatory and legislative requirements relating to ESG reporting and disclosure requirements is rapidly evolving, and we are monitoring potential requirements so that we are positioned to adhere to any additional requirements in due course. This includes mandatory reporting under the Corporate Sustainability Reporting Disclosure (CSRD) ("CSRD") from the EU and the SEC Climate Risk Disclosure Rule which is pending finalization. finalization.

### Building a sustainable future – our commitment to the United Nations Sustainable Development Goals

As a global company, we maintain an ethical and sustainable presence in hundreds of locations worldwide. At its core, ICON's mission is to improve health and lives. We are also committed to contributing to the 2030 United Nations Sustainable Development Goals (SDGs) and are proud that our work contributes to their advancement.

Our research, our work with customers and patients and our on-the-ground efforts to meet the diverse needs across our communities align with the SDGs. We focus these efforts on a subset of themes where we have identified the greatest opportunity to effect change:

- SDG 3 – Good health and well-being
- **SDG 5 – Gender equality**
- SDG 9 – Industry, innovation and infrastructure

- SDG 10 – Reduced inequalities
- SDG 12 – Responsible consumption and production
- SDG 13 – Climate action
- SDG 17 – Partnerships for the goals

Further details on the ways ICON contributes to these SDGs and their targets are set out in our [ESG ICON Cares](#) Report.

#### **Environment: Conducting business sustainably**

ICON is committed to delivering excellence in care to our communities. To improve our overall sustainability, this commitment means tracking and improving our environmental performance across all business activities. We achieve this by pursuing sustainability strategies that recognize the impact of our operations as a CRO on the environment, addressing greenhouse gas (GHG) ("GHG") emissions, energy use, waste generation and procurement-related activities. Our employees, directors, officers, contractors, and temporary workers, and suppliers are expected to support our sustainability objectives. Similarly, ICON endeavors to support our customers sustainability objectives.

Our Global Environmental Management Policy and Environmental Management Plan is part of our ICON Cares program for managing environmental sustainability initiatives. The implementation of the policy and plan is led by our facilities team, reporting to our Chief Administrative Officer and General Counsel (CAO), CAO. The CAO is responsible for reporting on the ICON Cares program and environmental initiatives and progress to the ICON executive leadership team and Nominating, Sustainability and Governance Committee and the Board.

ICON set environmental goals around the use of renewable energy and carbon emissions in 2019 and we are working towards achieving these goals which are as follows:

- 100% renewable electricity by 2025 2025.
- 20% reduction in kilowatt hours (kWh) ("kWh") of electricity by 2030 2030.

In October 2024, the Science Based Target initiative ("SBTi") validated ICON's near- and long-term science-based emissions reduction targets. The SBTi has also verified ICON's net-zero science-based target ("SBT") by 2050. The SBTi is a corporate climate action organization that enables companies and financial institutions worldwide to play their part in combating the climate crisis. ICON's SBTi validated targets:

#### **Near-term targets:**

- Reduce absolute scope 1 and 2 GHG emissions 61.2% by FY2028 from a FY2019 base year.
- Net zero carbon Reduce absolute scope 3 GHG emissions on Scope 1 & 2 20.0% by 2030 FY2028 from a FY2022 base year.

In April 2023, following Board approval, ICON made a commitment to the Science Based Targets initiative (SBTi), when we submitted our near-term commitment letter to the SBTi. In February 2024, the Board approved furthering our SBTi commitment to include a long-term company-wide emissions reduction target in line with science-based net-zero. Accordingly, we have submitted our commitment letter to SBTi to set net-zero targets, including a long-term science-based target and are preparing to submit both our near-term and long-term science-based targets for validation. Long-term targets:

- Reduce absolute scope 1 and 2 GHG emissions 90.0% by FY2050 from a FY2019 base year.
- Reduce absolute scope 3 GHG emissions 90.0% by FY2050 from a FY2022 base year.

#### **Net-zero target:**

- Reach net-zero greenhouse gas emissions across the value chain by FY2050.

We have programs in place to manage and minimize climate impacts of business activities. To continue to improve processes and reduce our environmental impact, we track, calculate, and report our Scope 1, Scope 2 and Scope 3 business travel GHG footprint. We apply the GHG Protocol Corporate Standard, which is the global corporate accounting and reporting standard for calculating carbon emissions. Carbon Trust provides annual Quarter One 2025, external verification of our 2024 Scope 1 and 2 GHG emissions data. In data will be conducted. During 2024, we uploaded our 2022 and 2023 we worked with Carbon Trust to conduct Scope 3 emissions into a software platform and have collected our full Scope 3 footprint, which we GHG emissions for 2024 utilizing the platform. We are currently analyzing the Scope 3 data with a view to annual public reporting in due course.

Aligned with our goal In respect to be net-zero on Scopes 1 and 2 by 2030, ICON's carbon emissions for the year ended 2023, ICON's combined Scope 1 and 2 GHG emissions have decreased since 2018. We recognize that although the combined Scopes 1 and 2 emissions have fallen year-on-year, ICON's Scope 1 emissions have increased slightly each year, year up to the year ended 2023. To reach our net-zero goal, our decarbonization strategy is currently focused on reducing Scope 2 emissions, the largest contributor to our Scope 1 and 2 footprint. Following on from our Scope 2 emissions reduction efforts, we plan to launch efforts that target our Scope 1 emissions in the coming years.

In 2020, following pandemic-related closures and a reduction in business travel, our Scope 3, business travel GHG emissions declined significantly. Since 2021 up to the year ended 2023, as more normal business travel operations resumed, we have seen an overall increase in our total GHG emissions driven by an increase in business travel (Scope 3).

Although Scope 1 and 3 emissions have increased, up to the year ended 2023, we remain below our 2018 pre-COVID overall GHG emissions and are committed to continue our work towards reducing emissions. Additionally, our emissions intensity has decreased substantially as our business has grown. Since 2018, up to the year ended 2023, our emissions intensity per million in revenue and our emissions intensity per FTE employee has decreased.

Moving forward, ICON expects to see further emission reductions relative to revenue and the number of employees due to a reduction in offices, strategic energy efficiency projects and a flexible work policy that allows eligible employees to work from home 40% of the time.

ICON participates in CDP (formerly the Carbon Disclosure Project) on an annual basis. CDP is a globally recognized organization that allows companies to measure and manage their environmental impacts. We received a **B-** score from CDP for **2023** **2024** on our **2022** **2023** Climate Change response which was an improvement on the **C** score that we received from CDP in **2022** on our **2021** Climate Change response. The improved score is a reflection of our efforts and the progress that we are making in respect to environmental sustainability. Our CDP responses are available at <https://www.cdp.net/en/>.

We are focused on reducing energy use and increasing renewable energy use across our global operations as specific environmental goals. In 2023, 81.54% of our electricity consumed came from renewable sources (through a combination of switching direct tariffs and purchases through renewable energy credits ("RECs")). Waste reduction is embedded into our environmental policies and practices and is one of the objectives of ICON's Environmental Management Policy.

ICON leases most of our offices and facilities, and therefore we work closely with our landlords and leasing agents to implement measures to ensure we operate in an environmentally sustainable manner. Throughout 2023, in 2024, we continued with our real estate harmonization efforts which aligning ourselves to new working styles & business needs. This resulted in downsizing or closing 19 16 locations to align with and relocating 4 locations to new working styles and business needs, this also helps buildings, all of which are BREEAM or LEED certified, overall helping to reduce our environmental footprint. Experts from our real estate team factor environmental considerations into decisions around new office locations or building improvements. We've also implemented a series of measures globally to reduce the local footprint of our offices while promoting comfort and efficiency. These include:

- Installing energy-efficient LED lighting.
- Using motion detectors.
- Purchasing recycled office supplies.
- Reducing paper consumption by promoting paperless office processes and defaulting double-sided output.
- Building recycling areas into business centers and kitchens/canteens.
- Planting green spaces to improve internal air quality.
- Selecting building materials and vendors for their low environmental impact.

We As part of our onboarding process, we require our suppliers to abide by our Global Supplier Code of Conduct which includes outlines our expectations around conducting business in a commitment sustainable manner. The code requires suppliers to comply with all applicable environmental laws and regulations our expectations around and to have systems in place with regards to waste management and sustainable use of resources.

#### **Social: The power of our people**

We care about are dedicated to making a positive impact on the communities in which where we work and live and we have aligned our live. Our community efforts to are aligned with a broader vision for social impact including by aligning priorities and we are committed to furthering the United Nations Sustainable Development Goals ("SDGs").

Since 2012, ICON's annual employee-nominated charity donation program has supported over 100 charities worldwide, donating \$10,000 to each organization. These charities address a range of critical issues, such as fostering a more inclusive society, improving child welfare, and supporting patients battling chronic diseases. The chosen organizations reflect ICON's corporate mission, align with our organizational goals ICON Cares program. In 2024, through ICON's Charity Matching Program, which bolsters our colleagues' fundraising efforts and fosters partnership across and within teams, 46 organizations were supported. This program aligns with the ICON Cares social pillar, as well as our company values of diversity, inclusion, integrity, collaboration, agility and belonging, inclusion.

Our community engagement activities are focused on two core areas:

- Supporting education and building closer ties between industry and academia; and
- Improving the welfare of people in the communities in which we live.

#### *Supporting education and building closer ties between industry and academia*

A core area of community support includes building ties between industry and academia to inspire the next generation of leaders in business and science. Our existing partnerships continue continued with the following organizations:

- **The ICON-McKeon Research Fellowship in Motor Neuron Disease ("MND")** ("MND") in honor of Mr. Declan McKeon, former Board member, acting Chairman, Lead Independent Director and Chair of the ICON Audit committee. The ICON-McKeon Research Fellow in MND carries out research in the areas of machine-learning and artificial intelligence to derive insights from multimodal clinical, imaging neuro-electric signaling, in the context of the neurodegenerative disease of ALS.

- **Partnership with Trinity Centre for People with Intellectual Disabilities ("TCPID")** ("TCPID") - TCPID situated within the School of Education, Trinity College Dublin, aims to promote the inclusion of people with intellectual disabilities in education and society. The Centre provides people who have intellectual disabilities with the opportunity to participate in a higher education program designed to enhance their capacity to fully participate in society as independent adults. The 2-year education program includes work placements and internships to enable students to experience and participate in the work environment. In 2023, 2024, we were delighted to offer a permanent position to our first graduate of TCPID and we created a 6-month internship for an additional graduate. We also continued to host a student visit from TCPID students to our global headquarters in Dublin, where they enjoyed learning about the different phases of a clinical trial and also experienced a working laboratory during a tour of the facility.

- **Partnership with Junior Achievement to inspire schoolchildren, schoolchildren.** Junior Achievement encourages young people to remain in education and teaches them the skills they need to succeed in a changing world. ICON volunteers take time out of their working day to deliver Junior Achievement programs, teaching primary and secondary-level students valuable business, STEM (Science, Technology, Engineering & Mathematics) and entrepreneurship skills that will serve them throughout their professional lives. Our strong partnership with JA Ireland has been in place since 2018 and we were delighted to extend our Junior Achievement partnership to India and Spain in 2024 and to relaunch the program in the UK.



Aligned with our ambitions to build closer ties between industry and academia, create a more diverse graduate pool of talented and ambitious STEM professionals who can help to ensure the future success of the life sciences industry, and provide increased opportunities for underrepresented groups to study STEM courses, our STEM scholarship program continued in 2023. Through the program, ICON is partnering with three universities in Ireland – Dublin City University (DCU), Trinity College Dublin

(TCD) and the University of Limerick (UL) – as well as with the Thurgood Marshall College Fund (TMCf) in the US, to fund 33 scholarships for students of STEM courses. TMCf is a not-for-profit organization that supports nearly 300,000 students attending its 47 member-schools that include publicly-supported Historically Black Colleges and Universities (HBCUs). Improving the welfare of people in the communities in which we live

Through volunteering, donations and other charitable initiatives, our employees across the world are making a positive difference to their communities. We support causes that are important to our employees and have several programs that support the welfare of people in our local communities. In November 2023, 360 2024, 380 ICON colleagues from across the globe united in person and virtually to take part in Run in the Dark for the fourth conservative fifth consecutive year. Team ICON raised \$10,000 to support Mark Pollock's Collaborative Cures foundation whose mission is to bring people together to cure paralysis in our lifetime. A team of over 125 ICON cyclists from 24 countries also participated in our eighth annual ICON cycle challenge, which covered 350km a minimum of 389km from Zurich Bratislava, Slovakia to Munich, Budapest, Hungary, across 3 days and which raised funds for Mission Rabies, a global charity that aims to control over €13,000 through JustGiving donations and the spread of rabies through vaccination of dogs in endemic areas.

Since 2012, ICON's annual employee-nominated charity donation program has supported over 100 charities worldwide, donating \$10,000 to each organization. The selected organizations focus on a range of critical issues, such as building a more inclusive society, improving child welfare and supporting patients who are battling chronic diseases. The chosen charities align with ICON's corporate mission, our ICON Cares Charity matching program diversity and inclusion goals and support our efforts to advance the United Nations Sustainable Development Goals (SDGs). In addition, ICON donated to UNICEF for My Name's Daddie Foundation, a charity in support of humanitarian efforts following accelerating the devastating earthquakes in Syria development of new treatments for motor neuron disease ("MND") and, Turkey, ultimately, finding a cure.

## Talent and People

Our people are core to our ability to deliver our services and drive better patient outcomes. Through diversity, inclusion and belonging, industry-leading talent management practices, a sincere attention to our employees' needs, well-being and health and safety, we continue to power the potential of together.

*At the core of our strategy is our people*

People have long been central to our mission to improve the lives of patients by accelerating the development of our customers' drugs and devices through innovative solutions. We encourage our people to bring flexibility, innovation, and determination to every situation. By doing so, our people can build exciting and rewarding careers, and deliver results to bring life-changing medicines to market and to maintain our success as an industry leader.

*Learning and development of our staff is a key focus for us*

Our leadership and talent programs contribute to the enhanced retention of our employees, better project deliverables for our customers and the enhanced financial performance of the business.

We aim to be an industry leader where talented people come to do important work and where our employees can shape the future of healthcare, grow their careers, and reach their full potential. We have long held a deep commitment to cultivating strong people practices. This includes competitive total rewards packages along with a focus on continuous learning. We nurture a culture of development and aim to boost engagement by supporting our people's growth, both personally and professionally. We are dedicated to finding opportunities for our employees to grow and develop.

Our success depends on the knowledge, capabilities, and quality of our people. To improve their skills, we are committed to providing continuous learning. This commitment is underpinned by clearly defined competencies, which offer employees a clear path along which to develop skills and advance their careers.

To support employees at every stage of their career journeys, training and development programs are aimed at advancing scientific, technical, and business knowledge as well as behavioral competencies. Programs include Corporate and Functional Onboarding for all ICON employees tailored tailored CRA academies; academies; Data Management and Biostats & Programming Academies; a Commercial Skills Academy; a range of project management curricula, therapeutic-focused programs, and People Leader development programs.

We are focused on retaining the best talent by ensuring employees are aware of what career opportunities exist at ICON. We have invested in our career platforms to ensure employees understand the career opportunities that are available across the organization, providing them with a platform in our HR system to share and capture their skills, interests and career aspirations which enables People Leaders and employees to have better conversations on careers as part of our performance management process. This allows us to get a better understanding of the skills that exist today across the organization, within service lines and teams so we can better serve our customers.

Our People Leader development program focuses on providing our People Leaders with the relevant skills to effectively manage themselves, their team and their business, including leveraging psychometrics to raise awareness of their behavioral preferences and the preference of others. ICON also invests invests in Harvard Manage Mentor, an online learning platform providing People Leaders with access to learning available at any time with topics ranging from change management, diversity & inclusion, retaining employees and developing employees.

We provide our people with a personalized and flexible learning experience, delivered through a combination of in-person and technology-driven programs that suit their learning styles and can flex to suit their schedules. Through our industry leading Career Hub, ICON employees are encouraged to broaden their scientific, technical, leadership, and business knowledge. By tapping into development programs and partnerships with leading academic institutions, team members can use the hub to develop competencies that advance their careers. We also collaborate with UCD Smurfit School Executive Development to deliver customized leadership development programs for global employees.

*As an organization we are keen to hear directly from our employees*

To attract and retain the best talent, we must listen and respond to employees' needs. This begins with a focus on diversity, inclusion and belonging, and extends to every aspect of our work, from recruitment and onboarding, to training, engagement, enablement, and reward. We pursue best-in-class approaches to building employee engagement and these include, among others:

- Comprehensive global employee surveys, which measure how people feel about their work and whether they feel they have the tools to do their jobs well. Feedback from these studies informs detailed action plans at the group, function, and team level.

- Pulse check surveys, which are smaller-scale studies designed to measure employee sentiment on specific topics and initiatives.
- Fostering an environment of diversity, inclusion and belonging where everyone is valued.
- Stay interviews to help managers understand why staff stay and to uncover what might put them at risk of departing.
- Skip-level meetings to develop trust and rapport between senior leaders and employees.

Our listening strategy supports our efforts to reduce employee turnover, which we monitor closely through analytics. Qualitative information is collected through formal exit interviews and, where we believe they'll make an impact, we intervene via retention plans and related efforts.

#### Employee well-being

ICON's commitment to improving health and enriching lives extends beyond the work we do with our customers. Employees worldwide have access to tools and resources designed to support all facets of their well-being, from physical to financial to psychological and beyond.

Our global Employee Assistance Program (EAP) ("EAP") ensures that all employees, and their families, have access to professional mental health, financial and relationship support on a range of different, confidential resources and experts to help them better manage their working life and personal life. basis. Employees can also access a wide range of tools, information and support services online in local languages.

#### Health and safety

At ICON, the health and safety of our employees, customers and clinical trial patients are our most important priorities. We take guidance from global and regional health authorities and governments to protect the safety and welfare of employees, as well as abide by government directives. Our global health and safety management system ensures we deliver on all local and national requirements. Our priority objectives are the safety of our staff, clinical trial patients, protecting the environment, maintaining business continuity, and ensuring all sensitive health and safety data is protected.

We are committed to providing a safe working environment for our people. We achieve this goal by working in ways that protect the safety, health, and welfare of all our employees, clinical trial patients, and visitors. Risk assessment is the basis of the safety management system, and we work to identify, mitigate, and monitor existing and emerging health or environment risks that may be associated with our business activities.

#### Fostering diversity, inclusion and belonging Fair employment practices

We are committed to being a workplace where all employees are included and feel a sense of belonging. As a global, values-driven organization, we acknowledge and celebrate our differences in gender, ethnicity, culture and abilities, differences. Respecting diverse viewpoints and experiences is foundational to our interactions with each other and with our patients, customers and suppliers. Moreover, we strive to build teams that reflect the various geographies and communities in which we live and work and the patients we serve.

We recognize the critical importance of diversity in clinical trials ensuring all types of patients who will eventually receive therapies are represented on clinical trials, as well as offering clinical trials as a care option for those who may not otherwise have access to medical treatment. In furtherance of our aim to increase diversity within clinical trials, we appointed a Global

Head of Diversity in Clinical Trials to lead a team of cross functional experts who can advise customers how to build diversity at every stage of the clinical trial.

Diversity, inclusion, and belonging (DIB) are fundamental to our culture and values. Diversity makes us more innovative and more creative. ICON's approach to DIB is a key focus area. To reflect this, inclusion is one of our core values and our DIB strategy revolves around four key ambitions: our people, our patients, our customers, and our communities.

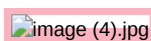


For each of these ambitions, ICON's DIB Operating Committee brings together individuals from across the company to create and execute work streams that are committed to advancing our DIB strategy. A central team manages the overarching efforts, ensuring alignment and collaboration across each of the ambitions. Each ambition has a sponsor from ICON's executive leadership team who advocates for and supports the agenda, in addition to providing leadership.

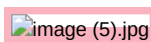
The growth of community groups enabled ICON to retire the role of the DIB advocates who were recruited from across the organization to support leadership and the DIB Operating Committee with DIB strategy and activities. Now, all community group members and allies act as advocates across the company. Their aim: to align activities, promote events and share information back to their service lines. It is our aspiration that all our employees will act as DIB advocates.

We believe in have a workplace culture that embraces diverse perspectives and empowers our team members to grow — at work, at home and in their communities. The key areas of focus for our diversity, inclusion, and belonging agenda include talent management, country-level inclusion policies, rewards, training, mentoring and communications.

The DIB community groups we have at ICON are:

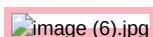


**DAWN:** The Disability Awareness Network is a community group focused on developing and fostering a mind-set towards creating an inclusive workplace and working environment where everyone is treated equally with respect and dignity, irrespective of any visible or hidden disabilities.

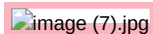


**EmBRACE:** EmBRACE is a community group supporting all race and ethnic backgrounds in creating an inclusive workplace culture. Our ambition is to build a culture that is inclusive, collaborative and accountable, supporting all our people and removing barriers that prevent them from doing their best work and being their true selves at ICON.

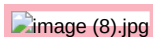




**NOW@ICON:** The Networking Organization for Women at ICON is committed to inspiring and connecting current and potential leaders through an inclusive environment of targeted initiatives and supportive mentorship.



**Pride@ICON:** The Pride group supports LGBTQ+ colleagues and allies, ensuring that no matter where employees are in the world, our offices are a safe space where they are welcomed, respected, and valued.



**SPACE:** SPACE is a Community Group that Supports Parents And Carers Everywhere. We aim to create awareness and education, with a view to building an effective SPACE community that provides individual, group and regional support connections for parents and carers.

In 2023 each community group launched a mentoring program to support networking and career development at ICON. This was a huge success with over 300 mentor and mentee matches across the five community groups with mentors and mentees receiving training and toolkits to make the most of their mentoring relationship.

As a testament to our commitment to diversity, ICON are aiming for gender parity at the VP level and above by 2025. As at January 31, 2024, women represent 46% of the positions at the VP level and above. Our strong focus on talent management, succession planning and talent development ensures to ensure we work towards building strong talent pipelines with the best candidate appointed, based on a fair and unbiased selection process where merit, experience and performance form the basis for VP level roles with equal number of female hiring and male candidates shortlisted for all our senior roles, promotion decisions.

Establishing a truly inclusive workplace requires offering fair pay. Using best-in-class methodology, we regularly review salary ranges to establish fair pay among employees regardless of gender, race or ethnicity. We also consider legitimate business factors that explain differences, such as performance, tenure and experience. ICON has made and will continue to make significant investments in organizational design structures, tools and education that uphold and support our pay principles.

We are committed to ensuring fair employment practices. For every jurisdiction in which we operate, we act in compliance with relevant laws relating to labor rights and labor relations as well as market competitive benefits. We believe in fair and equal treatment for all our people, without regard to gender, race, ethnicity, sexual orientation, marital status, physical or mental disability, age, pregnancy, veteran status, nationality, religion, or any other legally protected status. We do not tolerate our employees being subjected to physical, sexual, racial, psychological, verbal, or any other form of harassment. We encourage our employees to report any issues of harassment or discrimination. We prohibit retaliation against any employee who rejects, protests, or complains about unlawful discrimination or harassment.

#### Human rights

ICON is committed to human rights and in 2021, ICON became a participant in the UN Global Compact (UNGC) ("UNGC"), signaling our commitment to uphold the UNGC's 10 Principles, including those related to human rights across our global operations. Our business model and our policies, including our Global Code of Ethical Conduct and Global Supplier Code of Conduct, are intended to fully comply with applicable human rights legislation in the countries where we operate. Our zero-tolerance policy on forced labor, slavery, and human trafficking is defined clearly in these policies, which are available to employees, suppliers, customers, and the public.

We are opposed to forced labor, slavery, and human trafficking. We will not knowingly support or conduct business with any organization involved in such activities. We do not employ anyone below the minimum employment age in the jurisdictions in which we operate.

Our Global Supplier Code of Conduct incorporates the Pharmaceutical Supply Chain Initiative (PSCI) ("PSCI") principles for responsible supply chain management, including for labor. Before doing business with ICON, suppliers must certify that they will comply with the ICON Global Supplier Code of Conduct or their own materially equivalent internal code, which includes human rights protections. We perform pre-engagement due diligence on our suppliers, including in relation to labor issues, which we support through periodic re-screening. We hold our suppliers accountable for meeting their contractual obligations. Contract non-compliance can result in termination of the business relationship with the supplier and exclusion from future business.

#### Ethics and Compliance

ICON's commitment to ethics and integrity is embedded in our company values. We act with integrity and integrate ethical principles into our business practices and culture. ICON's Global Code of Ethical Conduct (the Code) ("the Code") establishes our core principles and standards for honest, fair, and ethical behavior. This Code addresses the core values expected of our people in our internal interactions with each other as well as in external dealings with patients, customers, healthcare professionals, regulators, investors, vendors and other third parties.

Our Ethics and Compliance program is designed to protect the interests of the company and its shareholders by preventing, detecting, investigating and responding to potential misconduct and violations.

The Ethics & Compliance team (E&C) ("E&C") provides day-to-day independent oversight for the program. The team works collaboratively with risk and compliance functions and leadership across the business to align on and optimize its reach and impact. The Head of E&C provides day-to-day independent oversight for program is overseen by the program. The team is independent of the business and reports to the Deputy General Counsel, CAO, who, reports to the Chief Administrative Officer and General Counsel (CAO). The CAO reports on the program to ICON's executive leadership team, the Nominating, Sustainability and Governance Committee and the Board. The program supports all functional areas globally and is dedicated to the implementation of standardized global policies, procedures, training, guidance, communications, monitoring, investigations, issue management, assessing compliance-related risk and mitigations, and reporting to ensure the overall compliance program is effectively functioning. Where appropriate, the program also implements regional and/or country specific policies, procedure, training and guidance.

ICON has incorporated a third-party system, uses Ethics Line, a system for employees and third parties to confidentially report ethics and compliance questions, as well as concerns, and to track reports through follow-up and resolution. An independent company administers this hotline, which is available all hours of every day and can accommodate calls in over 75 languages. These tools also provide visibility into our risks while highlighting opportunities to address them. ICON's Ethics and Compliance program will continue to grow and evolve in response to changes in our business and in the global business climate.

All personnel are required to receive ethics and compliance training during initial onboarding and through complete annual refresher sessions. Training modules explain the many channels available for reporting suspected unethical or illegal practices. The training supports our values and our ways of working and incorporates the key principles of our policies and codes and includes interactive scenarios where applicable.

At ICON, we promote a Speak Up culture that encourages compliance, openness, and accountability without retaliation. The Speak Up Policy aims to support our culture and values and seeks to encourage the prompt reporting or surfacing of concerns or violations about values, ethics or other standards without fear of retaliation. Reported ethics concerns and other ethics and compliance-related data are reported via the CAO to the Board as appropriate.

#### Anti-bribery and Corruption

ICON is guided by the foundational principle that we do not tolerate bribery or any other form of corruption or fraud. Our anti-bribery and anti-corruption (ABAC) ("ABAC") program is a core element of our Ethics and Compliance program. ICON and all ICON directors, employees, consultants, agents and all third parties acting on ICON's behalf must act in compliance with international laws and regulations relating to bribery, corruption, and illicit payments, including but not limited to the US Foreign Corrupt Practices Act and the UK Bribery Act 2010.

ICON maintains the ISO 37001:2016 certification for our Anti-Bribery Management System, which establishes the framework for the controls that prevent, detect and mitigate the risk of bribery. Our program is designed to ensure our compliance with anti-corruption laws, including due diligence, training, policies, procedures, and internal controls.

Bribery and corruption remain a business risk as we conduct our business across the globe and enter partnerships and collaborations. There is no certainty that all employees and third-party business partners (including our vendors, suppliers, agents, contractors, and other partners) will comply with anti-bribery laws. When working with third parties, we are committed to working with only those who embrace high standards of ethical behavior consistent with our own. Bribery and corruption risks are a focus of our third-party diligence and management process. We hold our suppliers accountable for meeting their contractual obligations with ICON, including commitments that are made with regard to our Global Supplier Code of Conduct and regulatory compliance. Contract non-compliance can result in termination of the business relationship with the supplier and exclusion from future business with ICON.

ICON's internal audit teams conduct ABAC program audits. Internal Audit focuses on testing for compliance and design effectiveness of the overall ABAC program. Internal Audit incorporates an assessment of ABAC measures in all audits, as appropriate. In this approach, bribery and corruption risks are incorporated into the risk assessment and scoping process of each audit.

#### Privacy and Information Security

Data privacy and information security are fundamental to our business and key to retaining customers, building investors' trust, protecting patients, data subjects who entrust their personal information to us, and complying with global and regional regulations. We recognize and respect that our customers, employees, patients, participants, and all those who do business with us expect that we will protect their personal information in accordance with our legal obligations and policy commitments. ICON's commitment to privacy and information security is demonstrated through the implementation of robust privacy and information security programs.

Our ICON's Global Data Protection Policy regulates program is overseen by the processing of personal data in accordance with the applicable data protection laws of the countries where we operate, including Europe's General Data Protection Regulation (GDPR) framework. CAO. This policy program governs ICON's and its employees' obligations concerning the processing of personal data, including core data. The program consists of a Global Data Protection Officer ("DPO"), a team of privacy issues such as lawyers and specialists and corporate policies and procedures regulating how we address our data protection obligations in the countries we operate in, including our obligations under the EU General Data Protection Regulation ("GDPR") e.g. fulfillment of data subject rights, data protection impact assessments, and our obligations to maintain records of processing activities (ROPAs), ("ROPAs") and management of personal data incidents and breaches in accordance with data protection laws. ICON's Global Data Protection program supports compliance with fundamental data protection principles including transparency, data minimization, accountability and security. ICON has embedded privacy by design considerations in product and process development and implements a robust set of technical and organizational measures to protect personal information processed by ICON.

ICON has a separate ICON's Personal Data Incident and Breach Response Policy and Process that governs the management of personal data incidents and breaches within ICON. The policy requires incidents to be reported to ICON's Global Data Protection Officer (DPO) DPO and Privacy Team, who manage them in collaboration with relevant internal stakeholders (e.g., IT Security, Quality & Compliance), to ensure we comply with our legal and contractual obligations, including our reporting obligations. In 2023, in combination with our existing ISO 27001 certification, ICON's data protection policies and procedures were certified to be independently audited as part of ICON maintaining an ISO 27701. Our privacy program is overseen by the CAO. 27701 certification that it initially achieved in 2023.

Our people and partners play a critical role in safeguarding data. ICON has training in place for all employees and contingent workers on information security and privacy practices so that they understand their responsibilities with respect to data security and privacy. ICON has also established a robust Privacy and Security Champion (PSC) ("PSC") network. The PSC network acts as an extension of the Privacy and Information Security teams. In line with the PSC charter, champions provide a key touch point in relevant business units, bolster awareness of ICON's respective privacy and security programs and provide direct support in response to priorities dictated by ICON's Privacy and Security Council (chaired by ICON's Global Data Protection Officer DPO and Head the Vice President of Cyber & Information Security, Security ).

For information about our cybersecurity program see Item 16K - Cybersecurity, Cybersecurity.

#### Sustainable procurement

ICONICON maintains policies and processes to support responsible, sustainable, and ethical business practices. Our goal is to source from suppliers whose values align with our own, who share our commitment to diversity and inclusion, and who are socially and environmentally responsible and conscious. In 2024 we launched a Sustainable Procurement Policy that outlines our expectations for suppliers relating to sustainability. This policy applies to all suppliers and aims to ensure ICON maintains a responsible and sustainable supply chain.

We manage our suppliers through our Global Procurement department. The onboarding of all new suppliers is completed through a robust centrally managed due diligence process. Environmental sustainability, bribery, and corruption risks are a focus of our third-party assessment and management process.

ICON performs pre-engagement due diligence on our suppliers. This includes screening of sanctions lists, debarment, and adverse media. Suppliers are continuously monitored against sanctions and debarment lists and are periodically re-screened. Suppliers deemed higher risk are subject to enhanced due diligence and controls, which may include periodic training, auditing, and assessments.

We As part of our onboarding process, we require our suppliers to abide by our Global Supplier Code of Conduct which incorporates the Pharmaceutical Supply Chain Initiative (PSCI) ("PSCI") principles for Responsible Supply Chain Management and sets out our standards and expectations regarding:

- Ethics and compliance
- Labor and human rights
- Health and safety
- Environmental stewardship

Our Global Supplier Code of Conduct also outlines channels to report concerns or grievances related to our suppliers, such as our Ethics Line. We operate a strict anti-retaliation policy and expect suppliers to do the same. We hold our suppliers accountable for meeting their contractual obligations, including commitments relating to the Global Supplier Code of Conduct and regulatory

compliance. Contract non-compliance can result in termination of the business relationship and exclusion from future business with our company.

To further support the development of our sustainable procurement program, ICON has engaged with EcoVadis, CDP and Supplier IO to help assess our key suppliers and gather data around sustainability maturity and GHG emissions and diversity status and classifications, emissions. This data allows us to factor sustainability related factors into our supplier selection activities and embed sustainability into our procurement practices.

## Sales and Marketing

Our marketing strategy is focused on building a differentiated brand position for ICON and supporting our business development efforts to develop and build relationships with pharmaceutical, biotechnology, medical device, and government and public health organizations. Our marketing activities are coordinated centrally to ensure a consistent and differentiated market positioning for ICON and to ensure all marketing efforts align to the overall strategic objectives of the business. Our business development teams are located throughout the Americas, Europe and Asia Pacific regions. Business development activities are carried out by account executives with assigned territories and global account directors supporting our large accounts. Specialized business development teams focus on growing each of our business areas. Collectively, our business development team, senior executives and project team leaders share responsibility for the maintenance of key client relationships. Our aim is to develop deeper relationships within our client base to gain repeat business and enable us new opportunities to penetrate into other therapeutic indications and adjacent service lines.

## Competition

The CRO industry is fragmented, consisting of many small, niche service providers, a declining number of medium-sized providers and a smaller number of large CROs, including ICON, that are differentiated by the scale of their global operations, breadth of service portfolios and supporting technology infrastructure. The need to conduct complex research and access patients on a global basis is driving market share to these global CROs. When competing for large development programs, ICON competes primarily with IQVIA, PAREXEL, the PPD clinical research services brand of Thermo Fisher Scientific Inc., Fortrea and Syneos Health. In some specific markets, for example biotech and mid-tier pharma, ICON may also compete against mid-tier CROs. Competition also exists for acquisition candidates in addition to competition for customers.

CROs generally compete on the basis of previous product operational experience, the ability to recruit patients on a global basis, the depth of therapeutic and scientific expertise, the strength of project teams, price and increasingly on the ability to apply new innovation that can drive significant time and cost savings throughout the development process. An evolving area of competition is the need to provide services that can help generate the evidence of the economic value of new treatments that payers and regulators require. This requires access to new data sources which includes information to support the identification of suitable investigator sites and patient populations as well as data on the value delivered by new products following marketing approval.

We believe that we compete favorably in all these areas and we continue to invest in our capabilities to ensure that we remain competitive in the future.

## Customers

During the year ended December 31, 2023 December 31, 2024, revenue was earned from a wide range of clients customers and 25.0% of our revenues were derived from our top five customers, with no one customer individually contributing more than 10% of our revenues during the period. Our largest customer represented a strategic partnership with a large global pharmaceutical company and contributed 7.7% of revenue for the year.

During the year ended December 31, 2023, 26.8% of our revenues were derived from our top five customers, with no one customer individually contributing more than 10% of our revenues during the period. Our largest customer represented a strategic partnership with a large global pharmaceutical company and contributed 8.9% of revenue for the year. year ended December 31, 2023.

During the year ended December 31, 2022, 28.3% of our revenues were derived from our top five customers, with no one customer individually contributing more than 10% of our revenues during the period. Our largest customer represented a strategic partnership with a large global pharmaceutical company and contributed 8.8% of revenue for the year ended December 31, 2022.

During the year ended December 31, 2021, 31.6% of our revenues were derived from our top five customers, with no one customer individually contributing more than 10% of our revenues during the period. Our largest customer represented a strategic partnership with a large global pharmaceutical company and contributed 8.0% of revenue for the year ended December 31, 2021.

The loss of, or a significant decrease in business from one or more of our key customers could have a material adverse impact on our results of operations.

## Unsatisfied Performance Obligation

Our unsatisfied performance obligation consists of contracted revenue yet to be earned from projects awarded by clients. At December 31, 2023 December 31, 2024, we had contracted unsatisfied performance obligations of \$14.8 billion \$15.9 billion. We believe that our unsatisfied performance obligation as of any date is not necessarily a meaningful predictor of future results due to the potential for cancellation or delay of the projects included in the unsatisfied performance obligation, and no assurances can be given on the extent to which we will be able to realize this unsatisfied performance obligation as revenue.

## Information Systems

Having access to accurate and timely information is critical in the management, delivery and quality of all aspects of drug development. ICON utilizes invests in technologies that align with modern healthcare delivery. Our strategy of using technology to enhance our global processes is evident from our deployment of leading global platforms such as Veeva (SOP document management system), Cornerstone (training delivery solution), ServiceNow (workflow and automation platform), SailPoint (identity management and governance), PEGA (safety reporting), ARGUS (pharmacovigilance), Salesforce (CRM) and Medidata (Clinical systems).

ICON uses an extensive range of both on premise and cloud based cloud-based applications that to support its services, including clinical trial design and planning, site and patient identification and recruitment, site start-up, patient consent, site payments, content management, clinical data analysis and real world evidence generation, customer relationship management (CRM), performance management, compliance and safety reporting and master data management. These solutions are to allow healthcare companies to manage, optimize and execute their clinical and commercial strategies in an orchestrated manner while addressing their regulatory obligations, including:

ICON has developed an informatics strategy built around key platforms including ICONIK and Health Cloud, web-based information platforms that enable the management, reporting, analysis and visualization of all data relating to drug development. The ICONIK and Health Cloud platforms collect, manage and standardize study data from multiple sources, including Electronic Data Capture (EDC), patient engagement, EMR/EHR, mobile health, Telehealth, Wearables, Central Laboratories, Symphony Health and Imaging platforms to provide a single view of study information. ICONIK and

Health Cloud enable ICON to deliver services such as Risk Based Monitoring (RBM) which uses near-real time clinical data to drive monitoring visit schedules, enabling better decision making and the successful implementation of clinical trial strategies that significantly improve efficiency in clinical trials thereby reducing overall cost and time to market whilst better protecting patient safety.

In addition to managing clinical data, ICONIK and Health Cloud collect operational data, such as project management, clinical trials management system (CTMS) and metrics information to drive trial efficiency and transparency. Investigator data, such as payments, site details and performance, can also be incorporated. ICONIK and Health Cloud can be accessed via a portal that allows clients access to study-related information via a secure web-based environment. Data analysis from ICONIK and Health Cloud Informatics Hubs and CDRP allows us to enhance the design and delivery of our projects, through stronger engagement with investigators and patients.

Data management and collection is a key business process for Symphony Health through its Integrated Dataverse (IDV®) platform. Integrated Dataverse (IDV®) is a comprehensive and longitudinal source of healthcare data in the industry, bringing together our vast claims resources – medical, hospital, and prescription – with our rich point-of-sale prescription data, non-retail invoice data, and demographic data.

Firecrest, our site management and training technology, is another important component of our informatics strategy. Firecrest provides an on-line web-based portal to access visit by visit study guides which drive site performance and quality.

ICON also utilizes a range of enterprise applications that enable the delivery of our business services in a global environment. The focus is to provide ease of access and capture of study information for our staff and clients globally. Our current information systems are built on open standards and leading commercial business applications from vendors including Microsoft, Amazon, Oracle, Dell, SAS, Veeva, Dassault, Salesforce and BOX. IT expenditure is authorized by strict IT governance policies requiring senior level approval of all strategic IT expenditure based on defined business strategy and measurable business benefits. [Clinical Operations](#)

In Clinical Operations, we have deployed a suite of software applications that assist in the management and tracking of our clinical trial activities. These software applications are both internally developed and commercially available applications from external vendors. These include a clinical trial management application ('CTMS') that tracks all relevant data in a trial and automates all management and reporting processes. The Electronic Trial Master File ('eTMF') is delivered via ICON's proprietary software ICOMaster and/or the Wingspan and PhlexGlobal software platforms.

#### [Clinical Data Science and Biometrics](#)

In our Clinical Data Management Science function, we have both leading clinical data management solutions including EDC Electronic Data Capture (EDC), Biostatistics and Clinical Data Warehouse solutions from external vendors as well as our proprietary EDC capability NEXTrials Prism eClinical vendors. This allows us to guarantee the integrity of client data and provide consolidated information across client studies.

[Within Clinical Operations, we also provide the ICON Decentralized Trials](#)

ICON's Digital Platform enabling (IDP) enables the delivery of Decentralized and Hybrid Clinical Trial services, maximizing patient recruitment and retention and at the same time expanding access to diverse and remote patient populations. We develop strategic, flexible approaches that leverage clinical informatics, state-of-the-art technologies, and our global reach to maximize safety and efficiency and make data-driven decisions for every study.

[In our clinical trials management area, Firecrest Clinical Site Performance Management and Patient Engagement](#)

FIRECREST's digital suite employs videos and visual aids to assist in the explanation of complex scientific concepts and medical terms found in trial protocols. FIRECREST eConsent solution provides sites and Sponsors with an audit-ready, on-site and remotely accessible system that automatically captures dates and signatures and is configured to mitigate against the common inspection findings which hamper the traditional paper-based consenting process.

#### [Compliance and Safety](#)

ICON provides its Pharmacovigilance Services using Oracle's ARGUS safety database. The system is FDA regulated, 21 CFR Part 11 compliant and generates all the standard regulatory required reports, as well the periodic reports required to support operations.

#### [Population Pharmacokinetics and Pharmacokinetic Pharmacodynamic Modelling](#)

ICON supports Population Pharmacokinetics and Pharmacokinetic Pharmacodynamic modeling using its proprietary software NONMEM®.

#### [Laboratory and Imaging](#)

ICON's Laboratory uses a comprehensive site performance suite of software, including a laboratory information management system that improves compliance, consistency (LIMS), a kit / sample management system and efficient execution of activities at investigative sites. The web-based solution enables accurate study information, including protocol information, training manuals and case report forms, a web interface system to be rolled out quickly and simultaneously allow clients to sites. Site behavior can then be tracked to ensure training review results online. Sample Inventory Management System (SIMS) is understood, procedures are being followed, timelines are met an interactive reporting module for use by sponsors and study parameters are maintained. As well as meeting day teams. It provides detailed sample inventory reports and summaries of sample status and location with drill down capabilities. It helps locate samples more rapidly, particularly at critical study junctures. ICON provides imaging and cardio safety services using its internally developed Medical Image Review and Analysis system ('MIRA') & Maestro platforms and uses Medidata's Rave Commercial Imaging for collecting, managing and processing data to day operational requirements, this system feeds data into the ICONIK and Health Cloud platforms. support its imaging capabilities.

[We provide Centralized Patient Randomization](#)

ICON provides interactive response technology (IXR) to enable centralized patient randomization, drug inventory management and patient diary collection, providing our clients with a fully flexible multi-channel data retrieval solution which can be utilized via telephone, internet browser or a mobile device. In our central laboratory business, we utilize a comprehensive suite of software, including a laboratory information management system (LIMS), a kit / sample management system and a web interface system to allow clients to review results online. Our Laboratory also utilizes IMRA, a web based laboratory review application that allows global access to the latest laboratory data on a study. IMRA facilitates detailed analysis of any trends, signals, alerts or patient-specific data on a real-time basis. ICON provides imaging and cardio safety services through the use of its internally developed MIRA & Maestro platforms and also utilizes Medidata's Rave Commercial Imaging for collecting, managing and processing data to support its imaging capabilities. [Healthcare Data Analytics](#)

ICON provides its Pharmacovigilance Services using Oracle's ARGUS safety database. The system is FDA regulation 21 CFR Part 11 compliant and generates all the standard regulatory required reports, as well the periodic reports required to support operations.

ICON supports Population Pharmacokinetics and Pharmacokinetic Pharmacodynamic modeling through the use of its proprietary software NONMEM®. NONMEM® is a nonlinear mixed effects modeling tool that can be used to fit models to many different types of data. Statistical analysis with NONMEM® using the appropriate model helps pharmaceutical companies determine appropriate dosing strategies for their products, and increase their understanding of drug mechanisms and interactions. NONMEM® can also be accompanied with PDX-Pop proprietary software. PDX-Pop software is a graphical interface for NONMEM® which has its own automation methodology which expedites the iterative process of population pharmacokinetic modeling and analysis. ICON also utilizes PREDPP, which is a powerful package of subroutines handling population PK data, as well as general linear and nonlinear models, which can free the user from coding standard kinetic-type equations while simultaneously allowing complicated patient-type data to be easily analyzed. Finally, ICON utilizes NM-TRAN, which is a preprocessor allowing control and other needed inputs to be specified in a user-friendly manner.

ICON's configurable Real World Data "Evidence" platform is a fit-for-purpose solution to support and enhance observational research. The platform gathers disparate real world data assets into a common data model, provides analytics to support multiple audiences across the product lifecycle, and serves as a central repository and analytic platform for all Real World Data assets.

ICON's Integrated Database (IDV®) is one of the largest integrated repositories a comprehensive and longitudinal source of healthcare data consisting of 280 million patient lives, 1.8 million prescribers in the industry, bringing together vast claims resources: medical, hospital, and 16 thousand health plans which prescription, with rich point-of-sale prescription data, non-retail invoice data, and demographic data. This provides powerful data, applications, analytics, and consulting to help companies gain deep insight into the pharmaceutical market. We transform data into decisions and give deeper insight into the relationships that sponsor brands have with the market by allowing a holistic view of the impacts of payer, prescriber, and patient behavior. Our proprietary Tokenisation Tokenization technology Synoma® simplifies the anonymization, exchange and connection of industry data sources to provide an integrated view of a patient's data.

The Company's strategy of using technology to enhance our global processes is evident from our deployment of platforms like ICONIK, Health Cloud, Veeva CDMS/EDMS/QMS (our global SOP Document Management system), iLearn Finance Operations and Cornerstone (our Web-based training delivery solution), ServiceNow (workflow and automation platform), Sailpoint (identity management and governance), and Pega and ARGUS (pharmacovigilance). The Electronic Trial Master File is delivered via ICON's proprietary software ICOMaster or the Wingspan and PhlexGlobal software platforms. Investigator Payments

The Company's global finance operations utilize Oracle's eBusiness suite, with the integrated Excel4Apps Hyperion reporting, tool, to serve the organization's financial and project accounting requirements. Workday is used to fulfill our HR Human Resource people management requirements. Our business development and contracting teams use Salesforce CRM.

Our IT systems are operated from two data center hubs Investigator Payment team uses Accelerated Payment Entitlements Calculation System ('APECS') for timely and accurate payments to sites for the work performed in Europe (Dublin, Ireland; Groningen, Netherlands), four in North America (Philadelphia, Pennsylvania; Lenexa, Kansas; Charlottesville, Virginia; Dallas, Texas) the care and one in Asia (Singapore). These hubs reside management of patients as they participate within purpose-built data center facility locations. Other offices are linked to these hubs through a network managed by Verizon, a tier one global telecommunications provider. This network provides global connectivity for our applications and allows collaboration and communication using tools like Microsoft Teams, Cisco Jabber, Sharepoint and Box. Mobile staff can also access all systems via secure remote access facilities. A global corporate intranet portal provides access to all authorized data and applications for our internal staff as well as providing an internal platform for company-wide communication. IT systems are protected with robust information security controls which are independently audited biannually as part of maintaining ICON's ISO27001:2013 certification.

ICON enables its patient site and data strategy through the services delivered via Accellacare, Oncacare and Veradigm Allscripts. We also work with biopharmaceutical companies and other life science providers (e.g. medical devices companies) to develop and deploy bespoke stakeholder engagement solutions. ICON's patient engagement services enable site staff to engage directly with patients to help improve their disease and medication understanding through interventional and non-interventional support.

ICON is the leading provider of Functional Service Provision (FSP) globally. Our team of operational, functional and therapeutic specialists offer a range of FSP models. We offer FSP solutions across all major functions from clinical monitoring and project management through data management, statistical programming and beyond. Our teams leverage either Sponsor or ICON's IT Infrastructure to deliver services. Our team has extensive experience managing the migration of systems and can support system upgrades as part of the ramp-up phase. trials.

#### Accelerating Clinical Research with AI

ICON provides molecular diagnostic laboratory capabilities that enables has a dedicated AI Centre of Excellence. By leveraging innovative AI and ML, we accelerate trials, optimize resources, and ensure strict compliance, all while upholding the development highest standards of ethical governance and commercialization of precision medicines in oncology, data privacy. Our focus is to expedite our ability to:

Other key innovations- find signals quickly;

- connect information intelligently;
- predict outcomes; and new technologies
- take proactive action to accelerate processes or mitigate emerging risks.

Examples of ICON's AI implementations include:

- **FLEX ADVANTAGE, our OneView** empowers sponsors to see and analyze their data from multiple sources within a trusted secure environment. With OneView, smart grouping algorithms make it easy to transform this data into powerful interactive response technology platform (accessible through the web dashboards uncovering insights and web-enabled mobile devices) enabling intelligent decisions for managing patient randomization, investigator sites sponsors and clinical suppliers, project teams.
- **PubsHub brings speed and efficiency to medical teams by delivering easy-to-use, web-based solutions that bridge process gaps OneSearch** for system harmonization across companies. ICON utilizes PubsHub to automate medical and scientific communications and publications management.
  - The ICON Patient Engagement Platform features an easy to navigate, user friendly website enabling patients to explore new and ongoing studies available, opt-in and connect with their nearest clinical research site.
  - One-Search, optimised site identification, an intuitive, integrated workflow and interrogation tool from ICON, enables access to multiple data sources and provides the visualization and tools necessary for optimum site identification based on ICON and industry data of capability, experience and performance. Scoring on enrollment performance, speed of start-up and quality supports better site selection.
- **ADDPLAN for simulation and design of exploratory/pilot and confirmatory/pivotal adaptive clinical trials (ADDPLAN® DF (Dose Finder), ADDPLAN® Base, ADDPLAN® MC (Multiple Comparison) and ADDPLAN® PE (Population Enrichment)).**



- **EXACT™** AptivAdvantage which is an integrated platform comprising EDC, randomization and drug supply management specifically created for execution of adaptive clinical trials and used to deliver risk-based monitoring; and Aptiv Insite which is a novel approach to risk-based monitoring, using Verification by Statistical Sampling (VSS) to manage data quality and site related risks.
- **Sample Inventory Management System (SIMS)** is an interactive reporting module in ICOLabs for use by sponsors and study teams. It offers near real time, high level traceability of all patient samples in a clinical trial as they move from accessioning through disposition. SIMS provides detailed sample inventory reports and summaries of sample status and location with drill down capabilities. It helps locate samples more rapidly, particularly at critical study junctures.
- **APECS** for Investigator Payments ensures timely and accurate payments to sites for the work performed in the care and management of patients as they participate within clinical trials.
- **The Predictiv™ platform** is a fully integrated solution for designing, planning, managing and optimizing the execution of global clinical studies. Designed around a unified Salesforce platform that harmonizes data, processes, and people across every aspect of a clinical study, Predictiv™ enables unprecedented adaptive intelligence and decision support for the ever-increasing complexities of the clinical development process.
- **EXACT™** allows users to quickly construct re-usable programs for data extraction, data transformation, statistical reporting and electronic publishing, in a visual environment with limited code writing. The EXACT™ system is used to simplify and automate the production of multiple Clinical Data Interchange Standards Consortium (CDISC) guidelines as well as tables, figures and listings in trial reports.
- **Cassandra** – AI capability which predicts the needs for FDA & **EMA Post** European Medical Agency "EMA" post marketing studies.
- **ICONex** – AI Powered capability which enables **the KOL's** key opinion leaders and their networks to be more easily identified.
- **iSubmit** simplifies eTMF document management with automated filing and compliance checks.
- **Mapi Research Trust COA** stays updated with the latest clinical outcome assessments (COAs) using AI-driven intelligence in near real-time.
- **FORWARD+** optimizes resource demand, allocation, and forecasting for smoother trial execution.
- **Study Start-up Site Contracts** streamlines contract drafting, reducing negotiation cycles and accelerating site activation.
- **Operational Metrics AI (OMR)** leverages generative AI to transform how teams interact with operational data for faster, more intuitive insights and transparency of the Clinical Research Process.
- **Site Enablement** - Clinical Archive Record Distribution (CARD) simplifies the delivery of data to sites at the end of a study with automated file distribution and compliance checks.

#### Using Informatics to Provide Accurate and Timely Access to Data

ICON's informatics strategy is built around key platforms to provide access to accurate and timely information. These solutions allow healthcare companies to manage, optimize and execute their clinical and commercial strategies in an orchestrated manner while addressing their regulatory obligations.

Key areas where ICON has made strategic investments to enhance the clinical project delivery process and to provide our sponsors with value-add in the following areas:

- **Data Analytics, Decentralized Trials & Risk-based Monitoring (RBM)** – using Medidata's Clinical Data Studio to enable the management, reporting, analysis and visualization of all data relating to drug development. This platform collects, manage and standardize study data from multiple sources, including EDC, patient engagement, Electronic Medical Records (EMR) / Electronic Health Record ('EHR'), mobile health, Telehealth, Wearables, Central Laboratories to provide a single view of study information. This enables ICON to deliver services such as Risk Based Monitoring (RBM) using near-real time clinical data to drive monitoring visit schedules, enabling better decision making and the successful implementation of clinical trial strategies that significantly improve efficiency in clinical trials thereby reducing overall cost and time to market whilst better protecting patient safety.
- **Efficiencies in Study Reporting** - Enhancements to our ICONIK platform resulting in the standardization of study-specific data derivations for safety monitoring and clinical decision making in trials. The development of new data visualizations, to meet study-specific needs for risk-based, safety and adaptive monitoring, has improved the efficiency of study-specific delivery to sponsors.
- **EMR** - ICON created and implemented a strategy to use real patient data through EMR systems to support clinical development, including study design, feasibility, site identification, and patient recruitment. Specifically for oncology trials, ICON has partnered with the TransMed Consortium to conduct top-level feasibility and site identification assessments based on detailed protocol inclusion and exclusion criteria, and to support patient identification and recruitment to current clinical trials.
- **Decentralized Trials** - Automated, Real-time, Centralized, Accessible, Discoverable, Explorable & Scalable Data (ARCADES), produces solutions for wearable devices, virtual/hybrid trials, robotic process automation, enhanced operational execution, and excellence through forecasting and prediction algorithms. This greatly reduces site and patient burden, while providing real-time access and oversight of our performance to our clients.
- **ICON's Digital Engagement Platform ('IDP')**- ICON is investing in Digitisation through the release of our Digital Engagement Platform which provides single access to enable stakeholders to access and use all services for a trial. The unified data aggregation layer pulls data from various different sources and provide automated data feeds directly to sponsor systems. Insights will be derived from a variety of Artificial Intelligence (AI) tools and techniques including Machine Learning (ML), Deep Learning, Natural Language Processing, Fuzzy Logic, and Anomaly detection. Decision Support will provide the detailed analysis—and potentially recommendations from statistically based models—to enable informed decision-making.

#### Underpinning Technology Delivery with Robust IT Infrastructure & Governance

ICON uses a range of enterprise applications that enable the delivery of our business services in a global environment. The focus is to provide ease of access and capture of study information for our staff and clients globally. We use a combination of proprietary applications and leading commercial business applications from vendors including Microsoft, Amazon, Oracle, Dell, SAS, Veeva, Dassault, Salesforce and BOX.

With data at the core of ICON's innovation efforts, we have built an Enterprise Control Tower: ARCADES which leverages the latest technology around data acquisition, consolidation, analytics, machine learning, artificial intelligence, and the cloud.

IT expenditure is authorized by strict IT governance policies requiring senior level approval of all strategic IT expenditure based on defined business strategy and measurable business benefits.

A global corporate intranet portal serves as the gateway to access authorized data and applications for our internal staff, as well as providing an internal platform for company-wide communication.

Our IT systems are operated from three data centre hubs in Europe, North America and Asia. These hubs reside within purpose-built data centre facility locations. ICON employs industry standard networking technology to facilitate connectivity across our offices. Our IT network provides global connectivity for our applications and allows collaboration and communication using tools like Microsoft Teams, M365, SharePoint and Box. Mobile staff can access systems via secure remote access portals.

## Cybersecurity

For information on Cybersecurity refer to Item 16K Cybersecurity.

## Contractual Arrangements

We are generally awarded projects based upon our responses to requests for proposals received from companies in the pharmaceutical, biotechnology and medical device industries, or through strategic partnership agreements.

Revenues on long term contracts are recognized based on an assessment of progress towards completion. Payment terms usually provide either for payments based on the delivery of certain identified milestones, units delivered or monthly payments, according to a contracted payment schedule over the life of the contract. Where there are changes in the scope of a trial or in the services to be provided by us, a change order or amendment is issued which may result either in an increase or decrease in the contract value. We also contract on a "fee-for-service" or "time and materials" basis.

Contract periods may range from several weeks to several years depending on the nature of the work to be performed. In most many cases, an upfront portion of the contract fee is paid at the time the study or trial is started. The balance of the contract fee is generally payable in installments over the study or trial duration and may be based on the completion of certain performance targets or "milestones", on units delivered, or on a fixed monthly payment schedule. For instance, installment schedule. Installment payments may be based on key metrics for example target patient enrollment progress or delivery of the study database.

The progress towards completion for clinical service contracts is measured based on total project costs (direct fees (fees are therefore inclusive of third party costs). Reimbursable costs include payments to investigators, travel and accommodation costs and various other expenses incurred over the course of the clinical trial which are fully reimbursable by the client. Reimbursable expenses are included within the contract and are invoiced on a monthly basis based on actual expenses incurred. Expenses incurred are determined by reference to activity.

As the currency in which contracts are priced can be different from the currencies in which costs relating to those contracts are incurred, we usually negotiate currency fluctuation clauses in our contracts which allow for price adjustments if changes in the relative value of those currencies exceed predetermined tolerances.

Most of our contracts are terminable immediately by the client with justifiable cause or with 30 to 90 days' notice without cause. In the event of termination, we are usually entitled to all sums owed for work performed and expenses incurred through the notice of termination and certain all costs associated with termination of the study. Termination or delay in the performance of a contract occurs for various reasons, including, but not limited to, unexpected or undesired results, production problems resulting in shortages of the drug, adverse patient reactions to the drug, the client's decision to de-emphasize a particular trial, inadequate patient enrollment or investigator recruitment.

## Risk Management

Our Chief Executive Officer and other members of the executive management team are responsible for day-to-day risk management of the Company and our Board oversees management's activities through both the full Board and its committees. Our Chief Executive Officer and other members of the executive management team are members of ICON's Quality and Risk Forum, which reviews risk. Our executive management team regularly reports to the Board and its Committees to ensure effective and efficient oversight of our activities and to assist in proper risk management and the ongoing evaluation of management controls. The Board oversees general business and market risk management, our Audit Committee oversees risk management with respect to financial statements, accounting and financial controls, and our Compensation and Organization Committee oversees risk management with respect to our compensation plans, policies and procedures and our Nominating, Sustainability and Governance Committee oversees risks relating to ESG matters. Internal audit reports functionally and administratively to our Chief Financial Officer and directly to the Audit Committee. With respect to non-financial risk management, including cybersecurity, legal compliance, privacy and enterprise risk, the Board and its Committees receive updates from the appropriate executives on the primary risks facing the Company and the measures the Company is taking to mitigate such risks.

## Government Regulation

The clinical investigation development of new drugs is highly regulated by government agencies. The standard international standards for the conduct of clinical research and development studies is include:

- Good Clinical Practice ("GCP"), which stipulates procedures designed to ensure the quality and integrity of data obtained from clinical testing and to protect the rights and safety of clinical subjects.
- Good Manufacturing Practice (GMP) is the aspect of quality assurance that ensures that medicinal products are consistently produced and controlled to the quality standards appropriate to their intended use and as required by the product specification.
- Good Distribution Practice (GDP) ensures that the quality of a pharmaceutical product is maintained by means of adequate control of the numerous activities which occur throughout the distribution process by ensuring that products are appropriately stored, transported and handled.

The US FDA and other prominent national regulators have promulgated regulations and guidelines that pertain to applications to initiate trials of products, the approval and conduct of studies, report and record retention, informed consent, applications for the approval of drugs and post-marketing requirements. Pursuant to these regulations and guidelines, service providers that assume the obligations of a drug sponsor are required to comply with applicable regulations and are subject to regulatory action for failure to comply with such regulations and guidelines. In the United States and Europe, the trend has been in the direction of increased regulation and enforcement by the applicable regulatory authority.

In providing services in the United States, we are obligated to comply with FDA requirements governing such activities. These include ensuring that the study is approved by an appropriate Independent Review Board ("IRB") and Ethics Committee, obtaining patient informed consents, verifying qualifications of investigators, reporting patients' adverse reactions to drugs and maintaining thorough and accurate records. We must maintain critical documents for each study for specified periods, and such documents may be reviewed by the study sponsor and the FDA.

The services we provide outside the United States are ultimately subject to similar regulation by the relevant national regulatory authority. In addition, our activities in Europe are affected by in compliance with the European Medicines Agency. Agency processes.

We must retain records for each study for specified periods for inspection by the client and by the applicable regulatory authority during audits. If we fail to comply with applicable regulations and guidelines, it could result in a material adverse effect. In addition, our failure to comply with applicable regulations and guidelines, depending on the extent of the failure, could result in fines, debarment, termination or suspension of ongoing research, the disqualification of data or litigation by clients, any of which could also result in a material adverse effect.

#### Potential Liability and Insurance

The nature of our business exposes us to potential liability including, but not limited to, potential liability for (i) breach of contract or negligence claims by our customers; and, (ii) third party (such as patients) claims in respect of our performance of services.

In addition, although we do not believe we are legally responsible for acts of third party investigators (physicians running trials), we could be subject to claims arising as a result of the actions of these investigators.

We try to reduce this potential liability by:

- Seeking contractual indemnification from customers in relation to certain activities. However, the terms and scope of indemnification varies from customer to customer and project to project and the performance of these indemnities is not secured. As a result, we bear the risk that indemnification may not be relevant or sufficient or that the indemnifying party may not have the financial ability to fulfill its indemnification obligations. This indemnification does not protect us against our own acts or omissions such as our negligence or where our performance does not reach the required contractual, industry or regulatory standard.
- Maintaining worldwide professional liability insurance. While we maintain the types and amounts of insurance we view as customary in the industries and countries in which we operate, there is no guarantee that we will continue to be able to maintain such insurance coverage on terms acceptable to us, if at all, or that the relevant policy will respond and provide cover when we want it to.

We could be materially adversely affected if ICON is required to pay damages or bear the costs of defending or settling any claim which a) is outside the scope of or in excess of a contractual indemnification provision, b) an indemnifying party does not fulfill its indemnification obligations, c) the claim is in excess of the level of our insurance coverage or d) the relevant circumstances are not covered by our insurance policies.

#### C. Organizational Structure

Details of the Company's significant subsidiaries or entities under the Company's control at December 31, 2023 December 31, 2024 are as follows:



Company	Country	Group ownership
ICON Clinical Research S.A.	Argentina	100%
RPS Research S.A.	Argentina	100%
Pharmaceutical Research Associates Pty Limited	Australia	100%
ICON Clinical Research PTY Limited	Australia	100%
Medpass International Pty Ltd	Australia	100%
KCR CRO Pty Ltd	Australia	100%
ICON Clinical Research Austria GmbH	Austria	100%
RPS Research Austria GmbH	Austria	100%
IMP-Logistics Bel, FLLC	Belarus	100%
Pharmaceutical ICON Clinical Research Associates Belgium B.V.	Belgium	100%
DOCS International Belgium N.V.	Belgium	100%
RPS Bermuda, Ltd.	Bermuda	100%
ICON Pesquisas Clínicas Ltda.	Brazil	100%
Pharmaceutical Research Associates Ltda.	Brazil	100%
RPS do Brasil Serviços de Pesquisas Ltda.	Brazil	100%
RPS China Inc.	British Virgin Islands	100%
Pharmaceutical Research Associates Bulgaria EOOD	Bulgaria	100%
ICON Clinical Research EOOD	Bulgaria	100%
KCR CRO Ltd.	Bulgaria	100%
Services de Recherche Pharmaceutique Srl	Canada	100%
3065613 Nova Scotia Company	Canada	100%
ICON Clinical Research (Canada) Inc.	Canada	100%
Pharmaceutical Research Associates ULC	Canada	100%
Oxford Outcomes LTD.	Canada (British Columbia)	100%
ICON Life Sciences Canada Inc.	Canada Canada- Ontario	100%
ICON Chile Limitada	Chile	100%
PRA Health Sciences Chile SpA	Chile	100%
PRA Health Sciences China, Inc.	China	100%
ICON Clinical Research (Beijing No.2) Co., Ltd	China	100%
ICON Clinical Research (Beijing) Co., Ltd	China	100%
PRA Health Sciences Colombia Ltda.	Colombia	100%
Research Pharmaceutical Services Costa Rica, LTDA.	Costa Rica	100%
ICON Research Ltd.	Croatia	100%
Pharm Research Associates d.o.o. za klinicka ispitivanja	Croatia	100%
ICON Clinical Research Czech Republic s.r.o.	Czech Republic	100%
ICON Clinical Research s.r.o.	Czech Republic	100%
KCR Czech Republic a.s., in liquidation	Czech Republic	100%
Pharmaceutical Research Associates Denmark ApS	Denmark	100%
DOCS International Nordic Countries A/S	Denmark	100%
ICON Clinical Research Egypt Limited Liability Company	Egypt	100%
RPS Estonia OÜ	Estonia	100%
KCR Baltics OÜ	Estonia	100%
Pharmaceutical Research Associates Finland Oy	Finland	100%
DOCS International Finland Oy	Finland	100%
ReSearch Pharmaceutical Services France S.A.S.	France	100%

Company	Country	Group ownership
ICON Clinical Research S.A.R.L.	France	100%
Mapi Research Trust* Trust.	France	100%
Oncacare France SAS	France	100%
IMP Logistics Georgia LLC	Georgia	100%

Company	Country	Group ownership
Pharmaceutical Research Associates Georgia LLC	Georgia	100%
KCR LLC	Georgia	100%
ICON Clinical Research Germany GmbH	Germany	100%
Oncacare (Germany) GmbH	Germany	100%
Averion Europe GmbH i.L	Germany	100%
KCR Placement GmbH (in liquidation)	Germany	100%
KCR CRO GmbH	Germany	100%
Pharmaceutical Research Associates Greece A.E.	Greece	100%
RPS ICON Clinical Research Guatemala, S.A.	Guatemala	100%
PRA Health Sciences (Hong Kong) Limited	Hong Kong	100%
ICON Clinical Research Hong Kong Limited	Hong Kong	100%
Pharmaceutical Research Associates Hungary Research and Development Ltd.	Hungary	100%
ICON Clinical Research Limited Liability Company	Hungary	100%
RPS Iceland ehf.	Iceland	100%
Pharmaceutical Research Associates India Private Limited	India	100%
ICON Clinical Research India Private Limited	India	100%
ICON Clinical International Unlimited Company	Ireland	100%
ICON Clinical Research Limited	Ireland	100%
ICON Clinical Research Property Development (Ireland) Limited	Ireland	100%
ICON Holdings Clinical Research International Limited	Ireland	100%
ICON Investments Five Unlimited Company	Ireland	100%
ICON Investments Four Unlimited Company	Ireland	100%
ICON Holdings Unlimited Company	Ireland	100%
Accellacare Limited	Ireland	100%
DOCS Resourcing Limited	Ireland	100%
ICON (LR) Limited	Ireland	100%
ICON Clinical Global Holdings Unlimited Company	Ireland	100%
ICON Clinical Research Property Holdings (Ireland) Limited	Ireland	100%
ICON Operational Financing Unlimited Company	Ireland	100%
ICON Operational Holdings Unlimited Company	Ireland	100%
Oncacare Limited	Ireland	100%
Research Pharmaceutical Services (Outsourcing Ireland) Limited ICON Investments Six Designated Activity Company	Ireland	100%
ICON Clinical Research Holdings (Ireland) Unlimited Company	Ireland	100%
ICON Global Treasury Unlimited Company	Ireland	100%
PRA Clinical Limited	Ireland	100%
Pharmaceutical Research Associates Israel Ltd.	Israel	100%
ICON Clinical Research Israel Ltd.	Israel	100%
Pharmaceutical Research Associates Italy S.r.l.	Italy	100%
Oncacare Italy S.r.l	Italy	100%
ICON Clinical Research GK	Japan	100%
ICON Investments Limited	Jersey	100%
PRA Health Sciences Kenya Limited	Kenya	100%
RPS Latvia SIA	Latvia	100%
UAB RPS Lithuania	Lithuania	100%
ICON Luxembourg S.à r.l.	Luxembourg	100%
RPS Malaysia Sdn. Bhd.	Malaysia	100%

Company	Country	Group ownership
ICON CRO Malaysia Sdn. Bhd.	Malaysia	100%
RPS Research México, S. de R.L. de C.V.	Mexico	100%
RPS Research Servicios, S. de R.L. de C.V.	Mexico	100%
ICON Clinical Research México, S.A. de C.V.	Mexico	100%

Company	Country	Group ownership
Pharmaceutical Research Associates Mexico S. de R.L. de C. V.	Mexico	100%
DOCS International B.V.	Netherlands	100%
ReSearch Pharmaceutical Services Netherlands B.V.	Netherlands	100%
Pharmaceutical Research Associates Group B.V.	Netherlands	100%
PRA International Operations B.V.	Netherlands	100%
Pharmaceutical Research Associates New Zealand Limited	New Zealand	100%
ICON Clinical Research (New Zealand) Limited	New Zealand	100%
RPS Research Norway AS	Norway	100%
RPS Panama Inc.	Panama	100%
ICON Clinical Research Perú S.A.	Peru	100%
RPS Perú S.A.C.	Peru	100%
RPS Research Philippines, Inc.	Philippines	100%
ICON Clinical Research Services Philippines, Inc.	Philippines	100%
Pharmaceutical Research Associates Sp. z o.o.	Poland	100%
Symphony Clinical Research Sp z o.o.	Poland	100%
ICON Clinical Research Poland Sp z o.o.	Poland	100%
Curandus Sp z o.o.	Poland	100%
KCR S.A.	Poland	100%
KCR Placement Sp z o.o.	Poland	100%
PRA International Portugal, Unipessoal, Lda.	Portugal	100%
Research Pharmaceutical Services Puerto Rico, Inc.	Puerto Rico	100%
Pharmaceutical Research Associates Romania S.R.L.	Romania	100%
ICON Clinical Research S.R.L.	Romania	100%
Joint Stock Company IMP Logistics	Russia	100%
ICON Clinical Research (Rus) LLC	Russia	100%
KCR LLC	Russia	100%
ICON Clinical Research doo Beograd	Serbia	100%
Pharmaceutical Research Associates doo Belgrade Beogradz	Serbia	100%
Pharmaceutical Research Associates Singapore Pte. Ltd.	Singapore	100%
ICON Clinical Research (Pte) Limited	Singapore	100%
Mapi Life Sciences Singapore Pte. Ltd.	Singapore	100%
Pharmaceutical Research Associates SK s.r.o.	Slovakia	100%
ICON Clinical Research Slovakia, s.r.o.	Slovakia	100%
KCR s.r.o.	Slovakia	100%
PRA Pharmaceutical S A (Proprietary) Limited	South Africa	100%
RPS Research South Africa (Proprietary) Limited	South Africa	100%
Accellacare South Africa (PTY) LTD	South Africa	100%
Mapi Korea Yuhan Hoesa/ Mapi Korea LLC	South Korea	100%
ICON Clinical Research Korea Limited	South Korea	100%
Pharmaceutical Research Associates Korea Limited	South Korea	100%
RPS ReSearch Ibérica, S.L.U.	Spain	100%
Oncacare (Spain), S.L.	Spain	100%
RPS Spain, S.L.	Spain	100%
ICON Clinical Research España, S.L.	Spain	100%

Company	Country	Group ownership
Pharmaceutical Research Associates España, S.A.U.	Spain	100%
KCR CRO, S.L.U.	Spain	100%
Accellacare España S.L.	Spain	100%
PRA International Sweden AB	Sweden	100%
DOCS International Sweden AB	Sweden	100%
DOCS International Switzerland GmbH	Switzerland	100%
ICON Clinical Research (Switzerland) GmbH	Switzerland	100%
PRA Switzerland AG	Switzerland	100%
ICON Clinical Research Taiwan Limited	Taiwan	100%
Pharmaceutical Research Associates Taiwan, Inc.	Taiwan	100%



Company	Country	Group ownership
ICON Clinical Research (Thailand) Limited	Thailand	100%
RPS Research (Thailand) Co., Ltd.	Thailand	100%
ICON Ankara Klinik Arastirma Dis Ticaret Anonim Sirketi	Turkey	100%
Pra Turkey Sağlık Araştırma Ve Geliştirme Limited Şirketi	Turkey	100%
KCR CRO Ltd.	United Kingdom	100%
ICON Clinical Research LLC	Ukraine	100%
IMP-Logistics Ukraine LLC	Ukraine	100%
DOCS Ukraine LLC	Ukraine	100%
Pharmaceutical Research Associates Ukraine LLC	Ukraine	100%
KCR Ukraine LLC	Ukraine	100%
Accellacare UK Limited	United Kingdom	100%
ICON Clinical Research (U.K.) Limited	United Kingdom	100%
ICON Clinical Research (U.K.) No. 4 Limited	United Kingdom	100%
ICON Clinical Research (U.K.) No. 5 Limited	United Kingdom	100%
ICON Clinical Research Holdings (U.K.) Limited	United Kingdom	100%
MeDiNova Lakeside Clinical Research Limited	United Kingdom	100%
MeDiNova Merc (UK) Limited	United Kingdom	100%
VSK (Kenilworth) Limited	United Kingdom	100%
Improving Treatments Limited	United Kingdom	100%
Aptiv Solutions (UK) Ltd	United Kingdom	100%
DOCS International UK Limited	United Kingdom	100%
ICON (LR) Limited	United Kingdom	100%
ICON Clinical Research (U.K.) No. 2 Limited	United Kingdom	100%
ICON Clinical Research (U.K.) No. 3 Limited	United Kingdom	100%
ICON Development Solutions Limited	United Kingdom	100%
ICON Investments (UK) Ltd	United Kingdom	100%
IMP Logistics UK Limited	United Kingdom	100%
Medeval Group Limited	United Kingdom	100%
OncaCare (U.K.) Limited	United Kingdom	100%
Pharm Research Associates (UK) Limited	United Kingdom	100%
Sterling Synergy Systems Limited	United Kingdom	100%
ICON Clinical Research (U.K.) No. 6 Limited	United Kingdom	100%
RPS Global S.A.	Uruguay	100%
RPS Latin America S.A	Uruguay	100%
VirtualScopics, LLC KCR U.S., Inc.	USA - Delaware	100%
BioTel Research, LLC Human Behind Every Number, Inc.	USA - Delaware	100%
ICON HF Corp.	USA - Delaware MA	100%
ICON Early Phase Services, LLC	USA - Texas	100%
Pharmaceutical Research Associates, Inc.	USA - Virginia	100%
ClinStar LLC	USA- California	100%

Company	Country	Group ownership
Nextrials, Inc.	USA- California	100%
Pharmaceutical Research Associates CIS, LLC	USA- California	100%
Pharmaceutical Research Associates Eastern Europe, LLC	USA- California	100%
Addplan, Inc.	USA- Delaware	100%
Beacon Bioscience, Inc	USA- Delaware	100%
C4 MedSolutions, LLC	USA- Delaware	100%
Care Innovations, Inc.	USA- Delaware	100%
Care Innovations, LLC	USA- Delaware	100%
CHC Group, LLC	USA- Delaware	100%
CRI NewCo, Inc.	USA- Delaware	100%

Company	Country	Group ownership
CRI Worldwide, LLC	USA- Delaware	100%
CRN Holdings, LLC	USA- Delaware	100%
CRN NORTH AMERICA, LLC	USA- Delaware	100%
Global Pharmaceutical Strategies Group, LLC	USA- Delaware	100%
ICON Clinical Investments, LLC	USA- Delaware	100%
ICON Clinical Research LLC	USA- Delaware	100%
ICON Laboratory Services, Inc.	USA- Delaware	100%
ICON Tennessee, LLC	USA- Delaware	100%
ICON US Holdings Inc.	USA- Delaware	100%
MMMM Consulting, LLC	USA- Delaware	100%
MMMM Group, LLC	USA- Delaware	100%
MolecularMD Corp.	USA- Delaware	100%
Parallel 6, Inc.	USA- Delaware	100%
PRA Early Development Research, Inc.	USA- Delaware	100%
PRA Health Sciences, Inc.	USA- Delaware	100%
PRA Holdings, Inc.	USA- Delaware	100%
PRA Receivables, LLC	USA- Delaware	100%
PriceSpective LLC	USA- Delaware	100%
PubsHub LLC	USA- Delaware	100%
ReSearch Pharmaceutical Services, Inc.	USA- Delaware	100%
Source Healthcare Analytics, LLC	USA- Delaware	100%
Symphony Health Solutions Corporation	USA- Delaware	100%
ICON Clinical Research, LP	USA- Delaware	100%
International Medical Technical Consultants, LLC	USA- Delaware	100%
Oncacare, Inc.	USA- Delaware	100%
PRA International, LLC	USA- Delaware	100%
ReSearch Pharmaceutical Services, LLC	USA- Delaware	100%
Roy RPS Holdings LLC	USA- Delaware	100%
RPS Global Holdings, LLC	USA- Delaware	100%
RPS Parent Holding LLC	USA- Delaware	100%
Sunset Hills, LLC	USA- Delaware	100%
Clinical Resource Network, LLC	USA- Illinois	100%
Accellacare of Christie Clinic, LLC	USA- Illinois	100%
CRI International, LLC	USA- New Jersey	100%
DOCS Global, Inc.	USA- New Jersey	100%
Managed Care Strategic Solutions, L.L.C.	USA- New Jersey	100%
Accellacare US Inc.	USA- North Carolina	100%
Accellacare of Charlotte, LLC	USA- North Carolina	100%

Company	Country	Group ownership
Accellacare of Hickory, LLC	USA- North Carolina	100%
Accellacare of Raleigh, LLC	USA- North Carolina	100%
Accellacare of Rocky Mount, LLC	USA- North Carolina	100%
Accellacare of Salisbury, LLC	USA- North Carolina	100%
Accellacare of Wilmington, LLC	USA- North Carolina	100%
Accellacare of Winston-Salem, LLC	USA- North Carolina	100%
Complete Healthcare Communications LLC	USA- Pennsylvania	100%
Complete Publication Solutions, LLC	USA- Pennsylvania	100%
Accellacare of Charleston, LLC	USA- South Carolina	100%
Accellacare of Bristol, LLC	USA- Tennessee	100%

Company	Country	Group ownership
Lifetree Clinical Research, LC	USA- Utah	100%
Pharmaceutical Research Associates, Inc.	USA- Virginia	100%
ICON Government and Public Health Solutions, Inc.	USA- Virginia	100%
*Mapi ICON Clinical Research Trust is an association, its members are ICON Subsidiary entities LLC	Vietnam	100%

<sup>1</sup> Mapi Research Trust is an association, its members are ICON Subsidiary entities

<sup>2</sup> Pharmaceutical Research Associates doo Belgrade changed its name to ICON Clinical doo Beograd, with effect from January 17, 2025.

#### D. Description of Property

Our principal executive offices are located in South County Business Park, Leopardstown, Dublin, Republic of Ireland, where we own an office facility of approximately 15,000 square meters. We lease all other properties.

We maintain forty-nine offices in Europe; **ten** **nine** of our offices are in the UK, five in **the Netherlands**, **four** **Spain**, three in each of **the Netherlands**, Germany, **Poland** and **Spain**, **Ukraine**, two in each of France, Hungary, Ireland, **Poland**, Russia, Sweden **Turkey** and **Ukraine**, **Bulgaria** and one in each of **Turkey**, Belarus, Belgium, **Bulgaria**, Czech Republic, Georgia, Israel, Italy, Latvia, Romania, **Estonia** and Slovakia. We maintain **thirty-three** **thirty-two** offices in North America; **twenty-nine** **twenty-eight** in the United States, two in Canada and two in Mexico. We have **sixteen** **seventeen** offices in Asia; **five** **six** in China (including one in Hong Kong), three in India, two in each of Japan and Singapore, and one in each of South Korea, Taiwan, Thailand and the Philippines. We have two offices in Australia. We have five offices in South **America**, **America**; one in each of Argentina, Brazil, Chile, Colombia and Peru. We maintain one office in South Africa.

#### Item 4A. Unresolved Staff Comments.

Not applicable.

#### Item 5. Operating and Financial Review and Prospects.

#### MANAGEMENT'S DISCUSSION AND ANALYSIS OF FINANCIAL CONDITION AND RESULTS OF OPERATIONS Management's discussion and analysis of financial condition and results of operations

The following discussion and analysis should be read in conjunction with our consolidated financial statements, accompanying notes and other financial information, appearing in Item 18. The consolidated financial statements have been prepared in accordance with U.S. GAAP. The information included in the discussion and analysis below provides details on the information for the years ended **December 31, 2023** **December 31, 2024** and **December 31, 2022** **December 31, 2023**. Information related to the year ended **December 31, 2021** **December 31, 2022** has not been included. It can be found in the Company's filing of the form 20-F for the year ended **December 31, 2022** **December 31, 2023**.

#### Overview

We are a CRO providing outsourced development services on a global basis to **the** pharmaceutical, biotechnology, and medical device **industries**, and government and public health **organizations**. We specialize in the strategic development, management and analysis of programs that support all stages of the clinical development process - from compound selection to Phase I-IV clinical studies. Our vision is to be the healthcare intelligence partner of choice by delivering industry leading solutions and best in class performance in clinical development.

We believe that we are one of a select group of CROs with the expertise and capability to conduct clinical trials in **most** **the** major therapeutic areas on a global basis and have the operational flexibility to provide **development** **development** services on a stand-alone basis or as part of an **integrated "full-service"** **integrated "full service"** solution. At **December 31, 2023** **December 31, 2024**, we employed approximately **41,100** **41,900** employees, in 106 locations in **53** **55** countries. During the year ended **December 31, 2023** **December 31, 2024** we derived approximately **40.4%** **36.0%**, **48.7%** **52.6%** and **10.9%** **11.4%** of our revenue in the United States, Europe, and the rest of the world, respectively (During the year ended **December 31, 2023** **December 31, 2022**; **46.2%** **40.4%**, **46.5%** **48.7%** and **7.3%** **10.9%** respectively).

Revenue consists of fees earned under contracts with third-party clients. In most cases, a portion of the contract fee is paid at the time the study or trial is started, with the balance of the contract fee generally payable in installments over the study or trial duration, based on the delivery of certain performance targets or milestones. Revenue from long term contracts is recognized on a proportional performance method based on the relationship between cost incurred and the total estimated costs of the trial or on a fee-for-service basis according to the particular circumstances of the contract. As is customary in the CRO industry, we contract with third party investigators in connection with clinical trials. Investigator costs and certain other third party costs are included in our assessment of progress towards completion and costs incurred in measuring revenue. Where these costs are reimbursed by clients, they are included in the total contract value recognized over time, based on our assessment of progress towards completion.

As the nature of our business involves the management of projects, the majority of which have a duration of one to four years, the commencement or completion of projects in a fiscal year can have a material impact on revenues earned with the relevant clients in such years. In addition, as we typically work with some, but not all divisions of a client, fluctuations in the number and status of available projects within such divisions can also have a material impact on revenues earned from such clients from year to year.

Termination or delay in the performance of an individual contract may occur for various reasons, including, but not limited to, unexpected or undesired results, production problems resulting in shortages of the drug, adverse patient reactions to the drug, the client's decision to de-emphasize a particular trial or inadequate patient enrollment or investigator recruitment. In the event of termination, the Company is usually entitled to all sums owed for work performed through the notice of termination and certain costs associated with the termination of the study. In addition, contracts generally contain provisions for renegotiation in the event of changes in the scope, nature, duration, or volume of services of the contract.

Our unsatisfied performance obligation comprises our assessment of contracted revenue yet to be earned from projects awarded by clients. At **December 31, 2023** **December 31, 2024**, we had unsatisfied performance obligations of **approximately \$15.9 billion \$14.8 billion** (see note 4. *Accounts receivable, unbilled revenue (contract assets) and unearned revenue or payments on account (contract liabilities)* for further details). We believe that our unsatisfied performance obligation as of any date is not necessarily a meaningful predictor of future results, due to the potential for cancellation or delay of the projects included in the unsatisfied performance obligation, and no assurances can be given on the extent to which we will be able to realize the unsatisfied performance obligation.

Although we are domiciled in Ireland, we report our results in U.S. dollars. As a consequence, the results of our non-U.S. based operations, when translated into U.S. dollars, could be materially affected by fluctuations in exchange rates between the U.S. dollar and the currencies of those operations.

In addition to translation exposures, we are also subject to transaction exposures **because where** the currency in which contracts are priced can be different from the currencies in which costs relating to those contracts are incurred. Our operations in the United States are not materially exposed to such currency differences as the majority of our revenues and costs are in U.S. dollars. However, outside **of** the United States the multinational nature of our activities means that contracts are usually priced in a single currency, most often U.S. **Dollars dollars** or **Euros, euro**, while costs arise in a number of currencies, depending, among other things, on which of our offices provide staff for the contract and the location of investigator sites. Although many such contracts benefit from some degree of natural hedging, due to the matching of contract revenues and costs in the same currency, where costs are incurred in currencies other than those in which contracts are priced, fluctuations in the relative value of those currencies could have a material effect on our results of operations. We regularly review our currency exposures.

As we conduct operations on a global basis, our effective tax rate has depended, and will depend, on the geographic distribution of our revenue and earnings among locations with varying tax rates. Our results therefore may be affected by changes in the tax rates of the various jurisdictions. In particular, as the geographic mix of our results of operations among various tax jurisdictions changes, our effective tax rate may vary significantly from period to period.

## A. Operating Results

The following table sets forth, for the periods indicated, certain financial data as a percentage of revenue and the percentage change in these items compared to the prior comparable period. The trends illustrated in the following table may not be indicative of future results.

Year Ended December 31,											
			2023	2022	2022 to 2023						
			2024	2023	2023 to 2024						
Percentage of Revenue					Percentage of Revenue			Percentage Increase/(Decrease)		Percentage of Revenue	Percentage Increase/(Decrease)
Revenue	Revenue	100.0 %	100.0 %	4.9 %	Revenue	100.0 %	100.0 %	2.0 %			
Costs and expenses:											
Direct costs											
Direct costs											
Direct costs		70.4 %	71.4 %	3.5 %	70.6 %		70.4 %	2.2 %			
Selling, general and administrative expense	Selling, general and administrative expense	9.4 %	10.0 %	(1.3)%	Selling, general and administrative expense	8.8 %	9.4 %	(5.2)%			
Depreciation	Depreciation	1.6 %	1.4 %	18.5 %	Depreciation	1.7 %	1.6 %	9.6 %			
Amortization	Amortization	5.7 %	6.0 %	(0.7)%	Amortization	4.2 %	5.7 %	(23.8)%			
Transaction and integration-related expenses		0.5 %	0.5 %	11.3 %							
Transaction and integration related		0.3 %	0.5 %	(33.1)%							
Restructuring	Restructuring	0.6 %	0.4 %	45.7 %	Restructuring	1.1 %	0.6 %	103.0 %			
Income from operations											
Income from operations											
Income from operations											

Year ended **December 31, 2023** **December 31, 2024** compared to year ended **December 31, 2022** **December 31, 2023**

#### Revenue

Year Ended December 31,				Year Ended December 31,				Year Ended December 31,			
				Change				Change			
(dollars in thousands)				2023	2022	\$	%				
(in thousands)				2024	2023	\$	%				
Revenue	Revenue	\$	8,120,176	\$	7,741,386	\$	378,790	4.9	4.9	%	
		\$	8,120,176	\$	8,281,676	\$	161,500	2.0	2.0	%	

Revenue for the year ended **December 31, 2023** **December 31, 2024** increased by **\$378.8 million** **\$161.5 million**, or **4.9%** **2.0%**, to **\$8,120.2 million** **\$8,281.7 million**, compared to **\$7,741.4 million** **\$8,120.2 million** for the year ended **December 31, 2022** **December 31, 2023**. Revenue increased by **4.6%** **2.0%** in constant currency terms. The increase in revenues in the year ended **December 31, 2023** **December 31, 2024** is due to the Company's acquisitions and continued organic growth across the Company's markets. growth.

During the year ended **December 31, 2023** **December 31, 2024** the Company derived approximately **40.4%** **36.0%**, **48.7%** **52.6%** and **10.9%** **11.4%** of our revenue in the United States, Europe and Rest of World respectively. Revenues from our top five customers amounted to **\$2,071.4 million** in the year ended **December 31, 2024** compared to **\$2,174.8 million** in the year ended **December 31, 2023** compared to **\$2,189.6 million** in the year ended **December 31, 2022** or **26.8%** **25.0%** and **28.3%** **26.8%** respectively. New customer accounts are continually added across the full portfolio of large pharma customer, mid-tier pharma customers and biotech customers.

Revenue in Ireland increased by **\$392.5 million** **\$415.9 million** in the year ended **December 31, 2023** **December 31, 2024**, to **\$2,377.1 million** **\$2,793.0 million**, compared to **\$1,984.6 million** **\$2,377.1 million** for the year ended **December 31, 2022** **December 31, 2023**. Revenue in Ireland during the year ended **December 31, 2023** **December 31, 2024**

increased by **19.8%** **17.5%** compared to an overall increase in Group revenue of **4.9%** **2.0%**. Revenue in Ireland is principally a function of our global contracting model. model (see note 22. Business Segment and Geographical Information for further details).

Revenue in the Rest of Europe decreased by **\$43.6 million** **\$14.1 million** or **2.7%** **0.9%**, to **\$1,574.8 million** **\$1,560.7 million** in the year ended **December 31, 2024**, compared to **\$1,618.4 million** **\$1,574.8 million** for the year ended **December 31, 2022** **December 31, 2023**. Revenue in the U.S. decreased by **\$290.8 million** **\$298.5 million** or **8.1%** **9.1%**, to **\$3,283.8 million** **\$2,985.3 million**, compared to **\$3,574.6 million** **\$3,283.8 million** for the year ended **December 31, 2022** **December 31, 2023**. Revenue in our Rest of World ('Other') region increased by **\$320.6 million** **\$58.1 million** or **56.9%** **6.6%**, to **\$884.5 million** **\$942.6 million**, compared to **\$563.9 million** **\$884.5 million** for the year ended **December 31, 2022** **December 31, 2023**.

Refer to note 22. Business Segment and Geographical Information, which details the Company's Global transfer pricing model.

#### Direct costs

Year Ended December 31,							
				Change			
(dollars in thousands)				2023	2022		
(in thousands)				2024	2023		
				2024	2023		
Direct costs							
% of revenue	% of revenue	70.4	%	71.4	%	3.5	%
						70.6	%
						70.4	%
						2.2	%

Direct costs for the year ended **December 31, 2023** **December 31, 2024** increased by **\$192.9 million** **\$125.4 million**, or **8.5%** **2.2%**, to **\$5,719.9 million** **\$5,845.3 million**, compared to **\$5,527.0 million** **\$5,719.9 million** for the year ended **December 31, 2022** **December 31, 2023**. Direct costs consist primarily of investigator and other reimbursable costs, compensation, associated fringe benefits and share based compensation expense for project-related employees and other direct project driven costs. The increase in direct costs arose due to an increase in third party investigator/other reimbursable costs and laboratories partially offset by decreases in personnel related costs, laboratory costs, travel and other direct project driven costs. This was offset by a decrease in third party investigator and other reimbursable costs in the year. As a percentage of revenue, direct costs have decreased increased to **70.4%** **70.6%** of revenue during the year ended **December 31, 2023** **December 31, 2024** compared to **71.4%** **70.4%** for the year ended **December 31, 2022** **December 31, 2023**.

#### Selling, general and administrative expenses

Year Ended December 31,							
				Change			
(dollars in thousands)				2023	2022		
(in thousands)				2024	2023		
				2024	2023		
Selling, general and administrative expenses							
(in thousands)							
(in thousands)							
(in thousands)							
Selling, general and administrative							



% of revenue	% of revenue	9.4	%	10.0	%	(1.3)	%	% of revenue	8.8	%	9.4	%	(5.2)	%
--------------	--------------	-----	---	------	---	-------	---	--------------	-----	---	-----	---	-------	---

Selling, general and administrative expenses for the year ended **December 31, 2023** **December 31, 2024** decreased by **\$10.2 million** **\$40.2 million**, or **1.3%** **5.2%**, to **\$768.6 million** **\$728.3 million**, compared to **\$778.8 million** **\$768.6 million** for the year ended **December 31, 2022** **December 31, 2023**. Selling, general and administrative expenses comprise primarily of compensation, related fringe benefits and routine share based compensation expense for non-project-related employees, recruitment expenditures, professional service costs, advertising costs and all costs related to facilities and information systems. As a percentage of revenue, selling, general and administrative expenses decreased to **9.4%** **8.8%** of revenue during the year ended **December 31, 2023** **December 31, 2024**, compared to **10.0%** **9.4%** of revenue for the year ended **December 31, 2022** **December 31, 2023**. The decrease in costs for the year ended **December 31, 2023** **December 31, 2024** primarily reflects decreases in personnel costs, facilities costs, favorable foreign exchange movements (\$31.0 million) offset by increases in general overhead, personnel costs, share compensation expense professional fees and marketing costs offset by movements in professional fees, foreign exchange and facilities costs. Further the Company recorded a gain of \$6.2 million related to the Oncacare acquisition during the year ended December 31, 2023.

#### Depreciation and amortization

Depreciation and Amortization														
		Year Ended December 31,												
(dollars in thousands)														
(dollars in thousands)														
(dollars in thousands)		2023		2022		Change								
(in thousands)														
(in thousands)														
(in thousands)		2024		2023		Change								
Depreciation														
% of revenue	% of revenue	1.6	%	1.4	%	18.5	%	% of revenue	1.7	%	1.6	%	9.6	%
Amortization														
% of revenue	% of revenue	5.7	%	6.0	%	(0.7)	%	% of revenue	4.2	%	5.7	%	(23.8)	%

Depreciation expense for the year ended December 31, 2024 increased by **\$19.7 million** **\$12.1 million** or **18.5%** **9.6%**, to **\$126.1 million** **\$138.2 million**, compared to **\$106.4 million** **\$126.1 million** for the year ended **December 31, 2022** **December 31, 2023**. The depreciation charge reflects the investments in facilities, information systems and equipment supporting the Company's continued growth. equipment. As a percentage of revenue, the depreciation expense increased to **1.6%** **1.7%** of revenues, for the year ended **December 31, 2023** **December 31, 2024** compared to **1.4%** **1.6%** for the year **December 31, 2022** **December 31, 2023**. The increase in the depreciation charge for the years ended December 31, 2023 is has increased mainly due to the increase additional investment in our depreciable asset base and additional spend related to computer hardware and software. technology assets.

Amortization expense for the year ended **December 31, 2023** **December 31, 2024** decreased by **\$3.2 million** **\$109.6 million** or **0.7%** **23.8%**, to **\$459.9 million** **\$350.3 million**, compared to **\$463.1 million** **\$459.9 million** for the year ended **December 31, 2022** **December 31, 2023**. The amortization expense represents the amortization of intangible assets acquired in connection with business combinations. As a percentage of revenue, the amortization expense decreased to **5.7%** **4.2%** for the year ended **December 31, 2023** **December 31, 2024**, compared to **6.0%** **5.7%** of revenue for the year ended **December 31, 2022** **December 31, 2023**. The decrease in amortization is due to the order backlog and trade name intangible assets recognized in connection with the PRA merger amounting to \$500.0 million and \$202.0 million respectively as of the date of acquisition, becoming fully amortized on July 1, 2024.

#### Restructuring, transaction and integration-related integration related expenses associated with the Merger

Year Ended December 31,													
(dollars in thousands)													
(dollars in thousands)													
(dollars in thousands)													
20232022Change													
Transaction and integration-related expenses													
(in thousands)													
(in thousands)													
(in thousands)													
20242023Change													
Transaction and integration related													
% of revenue													
% of revenue0.5 %0.5 %11.3 %													
% of revenue0.3 %0.5 % (33.1) %													
Restructuring costs													
Restructuring													
% of revenue													
% of revenue0.6 %0.4 %45.7 %													
% of revenue1.1 %0.6 % 103.0 %													

During the year ended **December 31, 2023** **December 31, 2024**, the Company incurred **\$89.6 million** **\$29.6 million** for **restructuring**, transaction and **integration-related** integration related expenses. The charge includes transaction costs associated with ongoing integration activities related to our recent acquisitions. Such costs include professional fees, legal costs and related integration costs offset by the remeasurement of **\$44.2 million** associated with professional fees, retention agreements and ongoing integration activities. liability-classified contingent consideration.

The Company has also undertaken a restructuring program aimed at realigning its workforce as well as reviewing its global office footprint and optimizing its locations to best fit the requirements of the Company. This program has resulted in a charge of **\$45.4 million** **\$92.1 million** in the year ended **December 31, 2023** **December 31, 2024**. In the year ended **December 31, 2022** **December 31, 2023**, a restructuring charge of **\$31.1 million** **\$45.4 million** was recognized. The restructuring plan reflects a workforce reduction of \$74.5 million (December 31, 2023: \$34.1 million) and an office consolidation program to optimize the Company's office footprint of \$17.6 million (December 31, 2023: \$11.3 million).

We expect to incur some additional expenses associated with the Merger; however, the timing and the amount of these expenses depends on various factors including the execution of integration activities.

#### Income from operations

		Year Ended December 31,		
(dollars in thousands)				
(dollars in thousands)				
(dollars in thousands)		2023	2022	Change
(in thousands)				
(in thousands)				
(in thousands)		2024	2023	Change
Income from operations				
% of revenue	% of revenue	11.8 %	10.3 %	20.2 %
	% of revenue	13.3 %	11.8 %	14.8 %

Income from operations increased by \$160.9 million \$141.7 million, or 20.2% 14.8%, to \$956.2 million \$1,097.8 million, compared to \$795.2 million \$956.2 million for the year ended December 31, 2022 December 31, 2023. As a percentage of revenue, income from operations increased to 11.8% 13.3% of revenues compared to 10.3% 11.8% of revenues for year ended December 31, 2022 December 31, 2023. Excluding amortization of intangible assets, Income from operations increased by \$32.1 million, or 2.3%, to \$1,448.1 million, compared to \$1,416.0 million for the year ended December 31, 2023.

Excluding amortization of intangible assets, Income from operations in Ireland increased to \$432.0 million \$919.1 million compared to \$218.1 million \$885.9 million for the year ended December 31, 2022 December 31, 2023.

In the Rest of Europe region, excluding amortization of intangible assets, income from operations decreased increased to \$153.5 million \$216.8 million compared to \$253.8 million \$154.6 million for the year ended December 31, 2022 December 31, 2023. As a percentage of revenue, excluding amortization of intangible assets, income from operations in the Rest of Europe region decreased increased to 9.7% 13.9% compared to 15.7% 9.8% for the year ended December 31, 2022 December 31, 2023.

In the U.S. region, excluding amortization of intangible assets, income from operations increased decreased by \$55.5 million \$73.5 million, to \$310.3 million \$241.5 million, compared to \$254.8 million \$315.0 million for the year ended December 31, 2022 December 31, 2023. As a percentage of revenue, excluding amortization of intangible assets, income from operations in the U.S. region increased decreased to 9.5% 8.1% compared to 7.1% 9.6% for the year ended December 31, 2022 December 31, 2023.

In other regions, excluding amortization of intangible assets, income from operations decreased increased by \$8.2 million \$10.2 million to \$60.3 million \$70.7 million compared to \$68.5 million \$60.5 million for the year ended December 31, 2022 December 31, 2023. As a percentage of revenue, excluding amortization of intangible assets, income from operations in the other regions decreased increased to 6.8% 7.5% compared to 12.1% 6.8% for the year ended December 31, 2022 December 31, 2023.

#### Interest income and expense

Year Ended December 31,				Year Ended December 31,		Change				Year Ended December 31,		Change	
(dollars in thousands)		2023	2022	\$	%								
(in thousands)		2024	2023	\$	%								
Interest income	Interest income	\$ 5,014	\$ 2,345	\$ 2,669	113.8	113.8 %	Interest income	\$ 8,609	\$ 5,014	\$ 3,595	71.7	71.7 %	
Interest expense	Interest expense	\$ (336,699)	\$ (229,731)	\$ (106,968)	46.6	46.6 %	Interest expense	\$ (237,237)	\$ (336,699)	\$ 99,462	(29.5)	(29.5) %	

Interest expense increased decreased to \$336.7 million \$237.2 million compared to \$229.7 million \$336.7 million for the year ended December 31, 2022 December 31, 2023. The increase decrease in the year period reflects the impact of rising interest rates incurred on the Company's debt facilities, notwithstanding significant repayments of the Company's loan facilities. facilities in 2023 and 2024, the repricing of the senior secured term loan facility and senior secured revolving credit facility in March 2024, the impact of reduced interest rates on the New Notes issued in May 2024 and the closure of the 2022 Swap and 2022 Caps. Interest income for the year ended December 31, 2023 December 31, 2024 increased to \$5.0 million \$8.6 million, compared to \$2.3 million \$5.0 million for the year ended December 31, 2022 December 31, 2023.

#### Income tax expense

		Year Ended December 31,				Year Ended December 31,		Change				Year Ended December 31,		Change	
(dollars in thousands)		2023	2022	\$		%									
(in thousands)		2024	2023	\$		%									
Income tax expense	Income tax expense	\$ 11,749	\$ 59,411	\$ (47,662)	(80.2)	(80.2) %	Income tax expense	\$ 77,710	\$ 11,749	\$ 65,961	561.4		561.4	%	
Effective income tax rate															

Provision for income taxes for the year decreased Income tax expense increased to \$11.7 million \$77.7 million compared to \$59.4 million \$11.7 million for the year ended December 31, 2022 December 31, 2023. The Company's effective tax rate for the year ended December 31, 2023 December 31, 2024 was 1.9% 8.9% compared to 10.5% 1.9% for the year ended December 31, 2022 December 31, 2023 primarily due to changes in various tax laws and the release level of significant unrecognized deferred tax benefits acquired in connection benefit associated with the Merger which was partially offset by a deferred tax provision on unrepatriated earnings. amortization of intangible assets.

With the exception of the foregoing, the Company's effective tax rate remains principally a function of the distribution of pre-tax profits amongst the territories in which it operates.

## B. Liquidity and Capital Resources

The CRO industry is generally not capital intensive. The **Group's Company's** principal operating cash needs are payment of salaries, office rents, travel expenditures and payments to investigators. Investing activities primarily reflect capital expenditures for facilities and information systems enhancements, the purchase and sale of short term investments and acquisitions. Financing activities primarily reflect the servicing of the Company's external **debt, debt and transactions pertaining to its ordinary shares.**

Our clinical research and development contracts are generally fixed price with some variable components and range in duration from a few weeks to several years. Revenue from contracts is generally recognized as income on the basis of the relationship between costs incurred and the total estimated contract costs. The cash flow from contracts typically consists of a **small** down payment at the time the contract is entered into, with the balance paid in installments over the contract duration, in some cases on the achievement of certain milestones. Therefore, cash receipts do not correspond to costs incurred and revenue recognized on contracts. **In the Company's opinion, working capital is sufficient to meet the Company's present requirements.**

### Cash and cash equivalents and net borrowings

	Balance December 31, 2022	(Drawn down)/ repaid	Net cash inflow/ (outflow)	Other non-cash adjustments	Effect of exchange rates	Balance December 31, 2023
<i>dollars in thousands</i>						
<b>Cash and equivalents</b>						
Cash and cash equivalents	288,768	—	90,331	—	(997)	378,102
Available for sale investments	1,713	—	241	—	—	1,954
Senior Secured Credit Facilities & Senior Secured Notes	(4,654,187)	895,000	—	(16,402)	—	(3,775,589)
<b>Net cash and cash equivalents and borrowings</b>	<b>(4,363,706)</b>	<b>895,000</b>	<b>90,572</b>	<b>(16,402)</b>	<b>(997)</b>	<b>(3,395,533)</b>

	Balance December 31, 2023	(Drawn down)/ repaid	Net cash inflow/ (outflow)	Other non-cash adjustments	Effect of exchange rates	Balance December 31, 2024
<i>(in thousands)</i>						
Cash and cash equivalents	378,102	—	182,679	—	(21,996)	538,785
Senior Secured Credit Facilities, 2026 Notes & New Notes	(3,775,589)	360,283	12,679	(23,533)	—	(3,426,160)
<b>Net cash and cash equivalents and borrowings</b>	<b>(3,397,487)</b>	<b>360,283</b>	<b>195,358</b>	<b>(23,533)</b>	<b>(21,996)</b>	<b>(2,887,375)</b>

Net cash and cash equivalents and borrowings is a useful measure that assists understanding of the Company's liquidity and capital resources, which is relevant to the Company's strategy. The Company's cash and cash equivalents and available for sale investments at December 31, 2024 amounted to \$538.8 million compared \$378.1 million at December 31, 2023 amounted to \$380.1 million compared with cash and available for sale investments of \$290.5 million at December 31, 2022. The Company's cash and cash equivalents and available for sale investments at December 31, 2023 comprised cash and cash equivalents of \$378.1 million and available for sale investments of \$2.0 million. The Company's cash and available for sale investments at December 31, 2022 comprised cash and cash equivalents of \$288.8 million and available for sale investments of \$1.7 million.

On July 1, 2021, the Company completed the acquisition of PRA Health Sciences, Inc. ("PRA") by means of a merger whereby Indigo Merger Sub, Inc., a Delaware corporation and subsidiary of ICON, merged with and into PRA, the parent of the PRA Health Sciences ("the Merger"). In conjunction with the completion of the Merger, on July 1, 2021, ICON entered into a credit agreement providing for a senior secured term loan facility of \$5,515 million and a senior secured revolving loan facility in an initial aggregate principal amount of \$300 million (the "Senior Secured Credit Facilities"). The Senior Secured Credit Facility and Senior Secured Notes were issued at a discount of \$27.6 million. On May 2, 2023, the Company agreed with its lenders to increase the aggregate principal amount of the senior secured revolving loan facility from \$300 million to \$500 million.

Borrowings under the senior secured term Refer to note 13. Bank credit lines, loan facility amortize in equal quarterly installments in an amount equal to 1.00% per annum of the principal amount, with the remaining balance due at final maturity. The interest rate margin applicable to borrowings under the senior secured term loan facility is USD Term SOFR facilities and a Term SOFR Adjustment depending on the interest period chosen plus an applicable margin which is dependent notes for details on the Company's net leverage ratio, outstanding debt. Refer to note 15. As of December 31, 2023, Operating Leasesthe applicable margin is 2.25%. The senior secured term loan facility is subject to a floor of 0.50%.

The interest rate margin applicable to borrowings under the revolving loan facility will be, at the option of the borrower, either (i) the applicable base rate plus an applicable margin of 1.00%, 0.60% or 0.25% based on ICON's current corporate family rating assigned by S&P of BB- (or lower), BB or BB+ (or higher), respectively, or (ii) Term SOFR plus a Term SOFR Adjustment for further details on the interest period chosen plus an applicable margin of 2.00%, 1.60% or 1.25% based on ICON's current corporate family rating assigned by S&P of BB- (or lower), BB or BB+ (or higher), respectively. In addition, lenders under the revolving loan facility are entitled to commitment fees as a percentage of the applicable margin at the time of drawing and utilization fees dependent on the proportion of the facility drawn. As at December 31, 2023, \$445.0 million remained undrawn under the senior secured revolving loan facility.

The Borrowers (as defined in the Senior Secured Credit Facility) obligations under the Senior Secured Credit Facilities are guaranteed by ICON and the subsidiary guarantors. The Senior Secured Credit Facilities are secured by a lien on substantially all of ICON's, the Borrowers' and each of the subsidiary guarantor's assets (subject to certain exceptions), and the Senior Secured Credit Facilities will have a first-priority lien on such assets, which will rank pari passu with the lien securing the Senior Secured Notes, subject to other permitted liens. The Company is permitted to make prepayments on the senior secured term loan without penalty.

Principal repayments, comprising mandatory and voluntary repayments, during the year ended December 31, 2023 and December 31, 2022 were as follows:

Principal repayments	December 31, 2023	December 31, 2022
	(in thousands)	
Quarter 1	\$ 250,000	\$ 300,000
Quarter 2	150,000	100,000
Quarter 3	300,000	200,000
Quarter 4	250,000	200,000
Total	\$ 950,000	\$ 800,000

The voluntary repayments made during the year resulted in an accelerated charge associated with previously capitalized fees of \$7.9 million (December 31, 2022: \$7.8 million).

During the year ended December 31, 2023, the Company drew down \$370.0 million (December 31, 2022: \$75.0 million) of the senior secured revolving loan facility and repaid \$315.0 million (December 31, 2022: \$75.0 million) as shown below. As at December 31, 2023, \$55 million (December 31, 2022: \$nil) was drawn under the senior secured revolving loan facility in addition to \$3.7 million (December 31, 2022: \$4.5 million) in letters of credit given to landlords to guarantee lease arrangements.

	Drawdown	Repayment	Closing Balance
	(in thousands)		
December 31, 2022	\$ —	\$ —	\$ —
Quarter 1, 2023	180,000	100,000	80,000
Quarter 2, 2023	50,000	80,000	50,000
Quarter 3, 2023	75,000	50,000	75,000
Quarter 4, 2023	65,000	85,000	55,000
	\$ 370,000	\$ 315,000	

In addition to the Senior Secured Credit Facilities, on July 1, 2021, a subsidiary of the Company issued \$500 million in aggregate principal amount of 2.875% senior secured notes due 2026 in a private offering (the "Offering"). The Senior Secured Notes will mature on July 15, 2026.

The Company has contractual liabilities for lease arrangements of \$176.9 million which will be predominantly settled over the next five year period through cash payments.

## Cash flows

### Net cash from operating activities

Net cash provided by operating activities increased by \$597.7 million \$125.7 million to \$1,161.0 million \$1,286.7 million for the year ended December 31, 2023 December 31, 2024 as compared to net cash provided by operating activities of \$563.3 million \$1,161.0 million for the year ended December 31, 2022 December 31, 2023. The increase in net cash provided by operating activities of \$597.7 million \$125.7 million is primarily due to changes in working capital, which is discussed further below, in addition to reduced interest, changes in timing of income tax payments offset by restructuring outflows.

The change in working capital is primarily attributable to an increase in underlying operating activity cash inflows from accounts receivable of \$432.6 million, a decrease in cash inflows from unbilled revenue of \$344.6 million and improved working capital management.

Investments a decrease in net receivables (accounts receivable, unbilled services cash inflows from unearned revenue of \$172.3 million. These changes result from differences in timing of revenue recognition, cash collection and unearned revenue) improved by \$93.8 million during the 12 months ended December 31, 2023 reducing from \$1,181.6 million at December 31, 2022 to \$1,087.8 million at December 31, 2023, billing on clinical trials. The number of days' revenue outstanding at December 31, 2023 December 31, 2024 was 47 days compared to 54 (September 30, 2024: 52 days, at December 31, 2022 June 30, 2024: 51 days, March 31, 2024: 49 days, December 31, 2023: 47 days, September 30, 2023: 49 days, June 30, 2023: 52 days). A decrease in the number of days' revenue outstanding during a period will result in cash inflows to the Company while an increase in days revenue outstanding will lead to cash outflows.

Cash generated from working capital and days' revenue outstanding may be positively or negatively impacted by, amongst others, the scheduling of contractual milestones over a study or trial duration, the achievement of a particular milestone during the period, the timing of receipt of invoices from third parties for reimbursable costs and the timing of cash receipts from customers. Contract fees are generally payable in installments based on the achievement of certain performance targets or "milestones" (e.g. target patient enrollment rates, clinical testing sites initiated or case report forms completed), such milestones being specific to the terms of each individual contract, while revenues on contracts are recognized as contractual obligations are performed. Further, credit terms negotiated between the Company and its customers, and movement in exchange rates also impact cash inflows and days' revenue outstanding.

### Net cash used in investing activities

Net cash used in investing activities was \$226.7 million \$266.8 million for the year ended December 31, 2023 December 31, 2024 compared to net cash used in investing activities of \$145.9 million \$226.7 million for the year ended December 31, 2022 December 31, 2023. Net cash used in investing activities for the year ended December 31, 2023 December 31, 2024 was primarily related to cash outflows of \$140.7 million \$168.1 million for capital expenditures made mainly relating to investment in facilities and IT infrastructure, \$71.8 million \$84.2 million in relation to acquisition the acquisitions of BioTel Research LLC HumanFirst and the majority investor's 51% voting share capital of Oncacare Limited, net of cash acquired, KCR Group and \$14.0 million \$14.5 million in relation to investments in long-term equity.

#### Net cash used in financing activities

Net cash used in financing activities amounted to \$844.0 million \$837.2 million for the year ended December 31, 2023 December 31, 2024 compared with net cash used in financing activities of \$864.2 million \$844.0 million for the year ended December 31, 2022 December 31, 2023. In the year ended December 31, 2023 December 31, 2024, the Company made a net repayment of \$895.0 million \$360.3 million on external financing. This was financing (See the Consolidated Statements of Cash Flows for further details). In addition, see note 13. Bank credit lines, loan facilities and notes for further details on the New Notes issued in May 2024 and the use of proceeds. Further, the Company repurchased 2,179,699 ordinary shares for a total consideration of \$500.0 million. These outflows were offset by \$51.0 million \$36.2 million received by the Company from the exercise of share options.

#### equity options issued as compensation.

#### Net cash inflow

As a result of these cash flows, cash and cash equivalents increased by \$160.7 million for the year ended December 31, 2024 compared to an increase of \$89.3 million for the year ended December 31, 2023 compared to a decrease of \$463.4 million for the year ended December 31, 2022.

#### C. Research and development, patents and licenses

ICON plays a critical role in new drug development by undertaking activities in each of the different stages of the drug development process. Clinical trials result in an advancement in the field of medical science as they establish the safety and efficacy of new drugs, thus resolving scientific uncertainty. As one of a number of world leaders in clinical research and commercialization, ICON is a trusted partner for pharmaceutical and medical device companies in helping them to accelerate the development of drugs and devices that save lives and improve the quality of life. ICON's role in ensuring that the trial design is scientifically valid is a crucial part of the design and involves scientists, medical doctors and biostatisticians. ICON works with the sponsors in designing the conduct of the clinical research trial. ICON's role of conducting clinical trials is an integral part of the research and development process leading ultimately to a decision as to whether or not each drug is safe for human consumption, has the desired effect on targeted diseases and the best means of delivering that drug to the patient.

#### D. Trend information

Other than as disclosed elsewhere in this annual report, we are not aware of any trends, uncertainties, demands, or commitments or events since December 31, 2023 December 31, 2024 that are reasonably likely to have a material adverse effect on our revenues, income, profitability, liquidity or capital resources, or that would cause the reported financial information in this annual report to be not necessarily indicative of future operating results or financial conditions.

#### E. Critical Accounting Estimates

Note 2 to the audited consolidated financial statements provided elsewhere in this Form 20-F describes the significant accounting policies used in the preparation of the consolidated financial statements. The preparation of our consolidated financial statements requires management to make estimates and assumptions that affect the reported amounts of assets and liabilities, and the disclosure of contingent assets and liabilities at the date of the financial statements, as well as the reported amounts of revenues and expenses during the period. We base our estimates and judgments on historical experience and on the other factors that we believe are reasonable under current circumstances. Actual results may differ from these estimates if these assumptions prove to be incorrect or if conditions develop other than as assumed for the purposes of such estimates. The following is a discussion of the critical accounting estimates and judgments used by management. The application of these critical accounting estimates is discussed with the Audit Committee of the Board of Directors.

#### Revenue Recognition - Clinical Trial Services

Clinical trial services are a single performance obligation satisfied over time i.e. the full-service obligation in respect of a clinical trial (including those services performed by investigators and other parties) is considered a single performance obligation. Promises offered to the customer are not distinct within the context of the contract. We have concluded that ICON is the contract principal in respect of both direct services and in the use of third parties (principally investigator services) that support the clinical research project. The transaction price is determined by reference to the contract or change order value (total service revenue and pass-through/reimbursable expenses) adjusted to reflect a realizable contract value. An assessment of the realizable contract value is judgmental in nature. The realizable value assessment is updated at each reporting period, having regard to (i) contract terms and (ii) customer experience.

Revenue is recognized on a percentage completion basis as the single performance obligation is satisfied. The progress towards completion for clinical service contracts is measured based on an input measure being total project costs (inclusive of third party costs) at each reporting period. Measurement of the progress towards completion involves judgment and estimation. Assessment of completion requires an evaluation of labor and related time cost incurred at the reporting date and third party costs incurred at the reporting date. The assessment of third party costs incurred (principally investigator costs) requires a review of activity performed and recorded by the third party services providers. The timing of payments to third parties in respect of cost incurred reflect invoicing by third parties. The timing difference between the activity performed and receipt of invoices from third parties may result in significant accrued amounts at reporting periods.

The assessment of progress towards completion also requires an up to date evaluation of the forecast costs to complete in respect of these projects. Given the long-term nature of the clinical trials, and the complex nature of those trials, the forecast costs to complete (being internal direct costs and costs that will be incurred by third parties (principally investigators)) is judgmental. Forecast time (and related costs) is determined by reference to (i) contract terms and (ii) past experience. Forecast third party costs to complete are determined by project by reference to (i) contract terms and (ii) past experience.

#### Business Combinations

We use the acquisition method to account for business combinations, and accordingly, the identifiable assets acquired, the liabilities assumed and any non-controlling interest in the acquiree are recorded at their estimated fair values on the date of the acquisition. We use significant judgments, estimates and assumptions in determining the estimated fair value of assets acquired, liabilities assumed and any non-controlling interest. Estimated fair values were based on various valuation methodologies, including an income approach that uses discounted cash flow techniques for acquired customer relationship intangible assets. The aforementioned income methods utilize management's estimates of future operating results and cash flows discounted using a weighted-average cost of capital that reflects market participant assumptions. We have recorded and allocated to our reporting units the excess of the purchase price over the fair value of the net assets acquired, known as goodwill.

#### Recoverability of Goodwill and Long-Lived Assets

## Goodwill

The Company assesses its goodwill for impairment annually or when events or circumstances indicate a possible impairment. The annual impairment test for goodwill includes an option to perform a qualitative assessment of whether it is more likely than not that a reporting unit's fair value is less than its carrying value. Reporting units are businesses with discrete financial information that is available and reviewed by management. If the Company determines that it is more likely than not that the fair value of a reporting unit is less than its carrying value, then the Company performs the quantitative goodwill impairment test. The Company may also choose to bypass the qualitative assessment for any reporting unit in its goodwill assessment and proceed directly to performing the quantitative assessment.

If the Company elects to perform a qualitative assessment, events and circumstances considered for each reporting unit may include: (i) current year results, (ii) financial performance versus management's annual and multi-year strategic plans, (iii) changes in the reporting unit carrying value since prior year, (iv) industry and market conditions in which the reporting unit operates, (v) macroeconomic conditions, including discount rate changes, and (vi) changes in products or services offered by the reporting unit. Based on the results of the qualitative assessment, if the Company concludes that it is not more likely than not that the fair value of the reporting unit is less than its carrying values of the reporting unit, then no quantitative assessment is performed.

A quantitative assessment includes the estimation of the fair value of each reporting unit as compared to the carrying value of the reporting unit. The Company estimates the fair value of a reporting unit using both income-based and market-based valuation methods. The income-based approach is based on the reporting unit's forecasted future cash flows that are discounted to the present value using the reporting unit's weighted average cost of capital. For the market-based approach, the Company may utilize a number of factors such as publicly available information regarding the market capitalization of the Company as well as operating results, business plans, market multiples, and present value techniques. Based upon the range of estimated values developed from the income and market-based methods, the Company determines the estimated fair value for the reporting unit. If the estimated fair value of the reporting unit exceeds the carrying value, the goodwill is not impaired and no further review is required.

The income-based fair value methodology requires management's assumptions and judgments regarding economic conditions in the markets in which the Company operates and conditions in the capital markets, many of which are outside of management's control. At the reporting unit level, fair value estimation requires management's assumptions and judgments regarding the effects of overall economic conditions on the specific reporting unit, along with assessment of the reporting unit's strategies and forecasts of future cash flows, terminal growth rates and discount rates.

Under the market-based fair value methodology, judgment may be required in evaluating market multiples and recent transactions.

The Company completed its most recent annual goodwill impairment testing as of **September 30, 2023** **September 30, 2024**, a date which is consistent with the prior year. For the years ended **December 31, 2023** **December 31, 2024** and **2022, 2023**, the Company determined that there was no impairment of goodwill.

## Other long lived assets

The Company assesses long-lived assets (such as intangible assets) for impairment whenever events or changes in circumstances indicate that the carrying amount of the asset group might not be recoverable. If indicators of impairment are present, we evaluate the carrying value of long-lived asset in relation to estimates of future undiscounted cash flows.

## Taxation

### Taxation

Given the global nature of our business and the multiple taxing jurisdictions in which we operate, the determination of the Company's provision for income taxes requires significant judgments and estimates, the ultimate tax outcome of which may not be certain. Although we believe our estimates are reasonable, the final outcome of these matters may be different than those reflected in our historical income tax provisions and accruals.

The provision for income taxes includes federal, state, local and foreign taxes. We apply the asset and liability method of accounting for income taxes. Under the asset and liability method, deferred tax assets and liabilities are recognized for the future tax consequences attributable to differences between the financial statement carrying amount of existing assets and liabilities and their respective tax bases and for operating loss and tax credit carryforwards. Deferred tax assets and liabilities are measured using enacted tax rates expected to apply to taxable income in the years in which these temporary differences are expected to be recovered or settled. We account for the impact of Global Intangible Low-Taxed Income ("GILTI") in the period it arises and therefore have not provided for deferred taxes in respect of this item. Recognition of deferred income tax assets is based on management's belief that it is more likely than not that the income tax benefit associated with certain temporary differences, income tax operating loss, capital loss carryforwards, and income tax credits, would be realized. Deferred tax assets are reduced by a valuation allowance to the amount that is more likely than not to be realized. We recognize the effect of income tax positions only if those positions will more likely than not be sustained. We determined the amount of the valuation allowance based, in part, on our assessment of future taxable income and in light of our ongoing income tax strategies. If our estimate of future taxable income or tax strategies changes at any time in the future, we would record an adjustment to our valuation allowance. Recording such an adjustment could have a material effect on our financial condition or results of operations.

## F. Summarized financial information of issuers and guarantors

In connection with the offering of the New Notes by one of our subsidiaries, ICON Investments Six Designated Activity Company (the "Issuer"), disclosures required by Rule 13-01 (a)(1) through (3) of Regulation S-X are provided below.

The New Notes are guaranteed on a senior secured basis by ICON and its existing and future wholly owned subsidiaries organized in the United States, Ireland and the Grand Duchy of Luxembourg ("Luxembourg"), in each case that guarantee the obligations under our Senior Secured Credit Facilities and the 2026 Notes (the "Subsidiary Guarantors" and, collectively with ICON, the "Guarantors").

The New Notes are the senior secured obligations of the Issuer and the Guarantors and the New Notes rank equally in right of payment to all of the Issuer's and Guarantors' existing and future senior debt (including the Senior Secured Credit Facilities and the 2026 Notes) and senior in right of payment to all of the Issuer's and Guarantors' existing and future subordinated debt. The New Notes and the guarantees are secured on a first-lien basis by substantially all of the existing and future assets of the Issuer and the guarantors that also secure the Issuer's and the guarantors' obligations under the Senior Secured Credit Facilities and the 2026 Notes on a pari passu basis, subject to permitted liens, and the liens on the collateral securing the New Notes (the "Collateral") rank equally in priority with the liens on the collateral securing borrowings and guarantees under the Senior Secured Credit Facilities, the 2026 Notes and any other future pari passu first lien indebtedness. The New Notes and the guarantees are effectively senior to any of the Issuer's and the guarantors' existing and future unsecured indebtedness to the extent of the value of the assets securing the New Notes and the guarantees. The New Notes and the guarantees are structurally subordinated to all existing and future indebtedness and other liabilities of ICON's subsidiaries that will not guarantee the New Notes, which includes all of ICON's subsidiaries organized outside the United States, Ireland and Luxembourg and any other subsidiaries that do not guarantee the Senior Secured Credit Facilities or the 2026 Notes.

The New Notes are, jointly and severally, unconditionally, guaranteed on a senior secured basis by ICON and its existing and future wholly owned subsidiaries organized in a covered jurisdiction that guarantee the obligations under the Senior Secured Credit Facilities and the 2026 Notes. The obligations of each Guarantor under its note guarantee are limited as necessary to prevent the relevant note guarantee from constituting a fraudulent conveyance, fraudulent transfer or unlawful financial assistance under applicable law, or otherwise to reflect limitations under applicable law.



By virtue of these limitations, the obligations of a Guarantor under its note guarantee could be significantly less than amounts payable with respect to the notes of any series or a Guarantor may have effectively no obligations under its respective note guarantee. ICON may, at any time, cause a subsidiary to become a Guarantor by executing and delivering a supplemental indenture providing for the Guarantee of payment of the applicable series of notes by such subsidiary on the basis provided in the applicable indenture.

Any Guarantor will be automatically and unconditionally released from all obligations under its note guarantee, and such note guarantee shall thereupon terminate and be discharged and of no further force and effect:

- concurrently with any sale, exchange, disposition or transfer (by merger or otherwise) described in the preliminary prospectus supplement for the offering of New Notes, of any capital stock, or all or substantially all assets of such Guarantor following which such Guarantor is no longer a subsidiary of ICON or ceases to be organized in a covered jurisdiction;
- as to all Guarantors (other than ICON), at the time of any collateral release event;
- upon legal defeasance, covenant defeasance or satisfaction and discharge of the indenture governing the New Notes;
- upon the merger, amalgamation or consolidation of any Guarantor into ICON, the Issuer or another Guarantor or upon the liquidation, dissolution or winding up of such Guarantor;
- the release of such Guarantor from its guarantee under the Senior Secured Credit Facilities (except in the case of a release from the repayment in full of the Senior Secured Credit Facilities); or
- upon such Guarantor becoming an excluded subsidiary.

#### Summarized Combined Financial Information

Summarized financial information (the "SFI"), as defined under Rule 1-02 (bb) of Regulation S-X, is provided below for the Issuer and Guarantor entities, collectively, the "Obligor Group" as of December 31, 2024 and December 31, 2023, and for the year ended December 31, 2024 and December 31, 2023. The SFI is presented on a combined basis with intercompany transactions and balances among the entities included in the Obligor Group eliminated. The Obligor Group SFI excludes investments in non-guarantor entities.

	(Unaudited)		(Unaudited)	
	Year Ended		Year Ended	
	December 31,		December 31,	
	2024		2023	
	(in thousands)			
Revenue	\$	7,474,880	\$	7,444,520
Total costs and expenses (a)		6,647,712		6,683,520
Income from operations (a)		827,168		761,000
Net income (a) (b)	\$	699,018	\$	356,467

(a) Includes amortization of intangible assets of \$344.4 million for the year ended December 31, 2024 and \$452.8 million for the year ended December 31, 2023.

(b) Includes net intercompany interest expense of \$144.4 million for the year ended December 31, 2024 and \$130.0 million for the year ended December 31, 2023.

	(Unaudited)		(Unaudited)	
	December 31,		December 31,	
	2024		2023	
	(in thousands)			
Current assets	\$	3,207,524	\$	2,941,492
Non-current assets (c)		62,996,507		61,347,045
Intercompany receivables		1,309,276		1,052,855
Total assets	\$	67,513,307	\$	65,341,392
Current liabilities	\$	2,561,140	\$	2,514,633
Non-current liabilities		4,380,570		4,799,554
Intercompany payables		5,029,580		4,618,868
Total liabilities	\$	11,971,290	\$	11,933,055

(c) Non-current assets include each Guarantor's investment in obligor subsidiaries, on a combined aggregated basis.

In the context of security for the New Notes, the combined financial information of entities whose securities are pledged as collateral (the "Pledgor Group") was determined to be materially consistent with the consolidated financial information of the ICON group (ICON and all of its subsidiaries) for the periods presented above, and as such, summarized combined financial information has not been presented for the Pledgor Group.

#### Item 6. Directors, Senior Management and Employees.

##### A. Directors and Senior Management

The following table and accompanying biographies set forth certain information concerning each of ICON plc's Directors, officers and other key employees as of February 23, 2024February 21, 2025.

Name	Age	Position
Ciaran Murray	61 62	Chair and Director
Dr. Steve Cutler (1)(5)	63 64	Chief Executive Officer and Director
Brendan Brennan Nigel Clerkin (1)(5)	45 51	Chief Financial Officer
Barry Balfe (6)	46	Chief Operating Officer
Rónán Murphy (2)(3)(5)	66 67	Lead Independent Director
Dr. John Climax	71	Director
Joan Garahy (2)(4)	61 72	Director
Eugene McCague (3)(4)	65 66	Director
Julie O'Neill (2)(3)(4)	57 58	Director
Dr. Linda Grais (2)(4)	67 68	Director
Anne Whitaker (4)	57	Director
Diarmaid Cunningham	49 50	Chief Administrative Officer, General Counsel & Company Secretary

- (1) Named Executive Officer of the Company.
- (2) Member of Compensation and Organization Committee.
- (3) Member of Audit Committee.
- (4) Member of Nominating, Sustainability and Governance Committee.
- (5) Member of Execution Committee.
- (6) Named Executive Officer of the Company following his appointment as Chief Operating Officer, effective January 1, 2025.

#### Ciaran Murray

Mr. Ciaran Murray graduated with a Bachelor of Commerce degree from University College Dublin in 1982. Mr. Murray subsequently qualified as a chartered accountant with PwC. Following qualification, Mr. Murray gained extensive global experience working as an executive in the fast moving consumer goods and technology sectors in Ireland, Italy, the UK and the US. Mr. Murray has been the Chair of ICON plc since March 2017 and an outside Director since May 2018. Mr. Murray served as Chief Executive Officer from October 2011 until March 2017 and was Chief Financial Officer from joining ICON plc in 2005 until his appointment as Chief Executive Officer in 2011. During his time with ICON plc, Mr. Murray was recognized for his leadership of ICON and the CRO industry. Mr. Murray served as Chair of the Association of Clinical Research Organizations (ACRO) which represents the CRO industry globally. In addition, Mr. Murray was named as a leader in CRO Innovation by PharmaVOICE100, a listing of the most influential people in the bio pharma industry. University College Dublin awarded Mr. Murray an honorary degree of Doctor of Laws in 2013 for his support of third level research and innovation in Ireland. In 2018, the Royal Dublin Society awarded Mr. Murray the RDS Gold Medal for Enterprise for making an exceptional impact on Irish industry and commerce. Mr. Murray is also a member of the advisory Board of UCD Smurfit Business School.

#### Dr. Steve Cutler

Dr. Steve Cutler was appointed Chief Executive Officer of ICON plc in March 2017, having previously served as Chief Operating Officer from January 2014. Dr. Cutler served as Group President of Clinical Research Services since November 2011 until his appointment as Chief Operating Officer. Dr. Cutler was appointed to the Board of ICON plc in November 2015. Prior to joining the Company, Dr. Cutler held the position of Chief Executive Officer of Kendle, having previously served as Chief Operating Officer. Prior to Kendle, Dr. Cutler spent 14 years with Quintiles where he served as Senior Vice President, Global Project Management; Senior Vice President, Clinical, Medical and Regulatory; Senior Vice President, Project Management - Europe; and Vice President, Oncology - Europe, as well as regional leadership positions in South Africa and Australia. Prior to joining Quintiles, Dr. Cutler held positions with Sandoz (now Novartis) in Australia and Europe. Dr. Cutler holds a B.Sc. and a Ph.D. from the University of Sydney and a Masters of Business Administration from the University of Birmingham (UK).

#### Brendan Brennan Nigel Clerkin

Mr. Brendan Brennan has served Nigel Clerkin was appointed as Chief Financial Officer since February 2012, of the Company in October 2024. Mr. Brennan joined ICON in 2006 and Clerkin commenced his career with KPMG Dublin, before joining Elan Corporation where he has served in held a number of senior finance roles of increasing responsibility over a fifteen-year career, culminating in the Company including the role of Senior Vice Group Chief Financial Officer in 2011, which he held until 2014. Mr. Clerkin then moved to be Chief Financial Officer at ConvaTec, a global medical and technologies company, before becoming UDG

Healthcare's Chief Financial Officer in 2018. During his tenure with UDG Healthcare, Mr. Clerkin led substantial change and improvement programs and oversaw strong financial growth across multiple business lines. Most recently, Mr. Clerkin was Chief Financial Officer at LetsGetChecked, a global provider of at-home healthcare services. Mr. Clerkin holds a Bachelor of Science (Accounting) degree and a Master of Accounting degree from Queen's University Belfast and is also a qualified chartered accountant and a fellow of Chartered Accountants Ireland.

#### Barry Balfe

Mr. Barry Balfe was appointed Chief Operating Officer effective January 2025. Mr. Balfe previously served as President of Corporate Finance. Prior to this he developed his broad financial experience in Cement Roadstone Holdings, a major Irish building materials organization. ICON Pharma Development Solutions. Mr. Brennan also spent Balfe has been with ICON for over 20 years and has held a number of years in public accounting leadership roles across both full service and functional solutions at ICON where he has successfully grown business and has developed and led a number of new strategic partnerships with PwC. Mr. Brennan is a Fellow some of the Institute world's largest pharmaceutical companies. Earlier roles have included EVP, Global Business Development. As part of Chartered Accountants the FSP leadership team, Mr. Balfe served as Senior Vice-President, Global Program Management where he oversaw operational design, planning & delivery within the resourcing & FSP businesses. Mr. Balfe initially joined ICON's Business Development team in Ireland 2003, before taking on the leadership of ICON's U.S. FSP business in early 2007 and

subsequently overseeing European FSP operations. Mr. Balfé holds a bachelor's Bachelor of Science degree in Accounting and Finance from chemistry, having studied at Dublin City University. Over his years University and Ecole Nationale Supérieure de Chimie de Toulouse. Mr. Balfé subsequently studied pharmacoepidemiology and pharmacovigilance at London School of Hygiene and Tropical Medicine, the University of London; and completed the Stanford Executive Program, Stanford Graduate School of Business in the CRO industry. Mr. Brennan has been involved in many industry organizations and developments including ACRO (Association of Clinical Research Organizations) where he was the founding Chairman of the industry CFO round table group, a group formed to aid CROs dealing with the various industry challenges. Mr. Brennan held the position of Chairman of the round table from its foundation in 2017 to December 31, 2019, 2023.

#### *Rónán Murphy*

Mr. Rónán Murphy has served as an outside Director of the Company since October 2016. He was appointed as Lead Independent Director in January 2019. Mr. Murphy is the former Senior Partner of PwC Ireland. He was elected Senior Partner in 2007 and was re-elected for a further four year term in 2011. Following completion of the maximum two terms, Mr. Murphy retired from the firm in 2015. Mr. Murphy was also a member of the PwC EMEA Leadership Board for a five year period from 2010 to 2015. Mr. Murphy joined PwC in 1980 and was admitted to the Partnership in 1992. Mr. Murphy is presently Chairman of Greencoat Renewables PLC, PLC and a non-executive director of Norbrook Holdings Limited. Mr. Murphy previously served as a council member of the ESRI, as Chair of Business in the Community Ireland and as a non-executive Director of Davy Stockbrokers. He is also a founding Board Member of the British Irish Chamber of Commerce. Mr. Murphy completed a Bachelor of Commerce and Masters in Business Studies at University College Dublin before qualifying as a chartered accountant in 1982.

#### *Dr. John Climax*

Dr. John Climax, one of the Company's co-founders, served as Chairman of the Board of the Company from November 2002 to December 2009 and as Chief Executive Officer from June 1990 to October 2002. Since January 2010 he has held a position as an outside Director and Emeritus Chair of the Company. In 2004 he established the Human Dignity Foundation, a Swiss charity dedicated to protecting vulnerable children from sexual exploitation and abuse. Dr. Climax has over 30 years of experience in the clinical research industry. Dr. Climax received his primary degree in pharmacy in 1977 Pharmacy from the University of Singapore, his masters Masters in applied pharmacology in 1979 Applied Pharmacology from the University of Wales and his Ph.D. Doctorate in pharmacology Clinical Pharmacology from the National University of Ireland in 1982, Ireland. He has authored a significant number of papers and presentations and holds is a holder of numerous active patents. Dr. Climax is an adjunct professorship Professor at the Royal College of Surgeons of Ireland and an honorary professorship at the National University of Singapore, in Ireland. He is currently Executive Chairman of DS Biopharma and Chairman and CEO of Afimmune, both of which are private companies.

#### *Joan Garahy*

Ms. Joan Garahy was appointed as an outside Director of ICON plc in November 2017. Ms. Garahy is a Non-Executive Director of Irish Residential Properties REIT plc, IPB Insurance CLG and UNICEF Ireland. Ms. Garahy's previous executive roles include founder and CEO of ClearView Investment & Pensions Limited, a financial advisory company, Managing Director of HBCL Investment & Pensions Ltd, Director of Investments at HC Financial Services Group, Head of Research at the Irish National Pension Reserve Fund, Head of Research at Hibernian Investment Managers and her equity analyst roles with Goodbody Stockbrokers and NCB Group. Ms. Garahy was also previously Senior Independent Non-Executive Director of Kerry Group plc, a Non-Executive Director of Harvest Financial Services Ltd and a Non-Executive director at Galway University Foundation and The Irish Chamber Orchestra. Ms. Garahy is a Qualified Financial Advisor, she holds a Bachelor of Science degree from University College Galway, a Master of Science from University College Dublin and a Diploma in Accounting & Finance from ACCA.

#### *Eugene McCague*

Mr. Eugene McCague was appointed as an outside Director of the Company in October 2017. Mr. McCague was a corporate partner of Arthur Cox, one of Ireland's premier law firms, from 1988 until June 2017. During his time with Arthur Cox, Mr. McCague served as both managing partner and chairman of Arthur Cox and also advised a wide range of public and private companies on mainstream corporate work, mergers and acquisitions, corporate restructurings and corporate governance. In addition to his distinguished legal career, Mr. McCague also has extensive board experience with commercial, government and educational organizations. Mr. McCague currently serves on the board of the Irish branch of AON Insurance and he also serves as chairman of Ibec, Ireland's leading business representative association, Insurance. Mr. McCague's previous board roles include the Health Service Executive, the Irish state body which administers public health service in Ireland, chairman of the governing body of the Dublin Institute of Technology, chairman of the Dublin Institute of Technology Foundation, and chairman of the governing authority of University College Dublin, and director of Fly Leasing Limited, Limited and chairman of Ibec, Ireland's leading business representative association. Mr. McCague was also president of the Dublin Chamber of Commerce in 2006. Mr. McCague holds a Bachelor of Civil Law degree and a diploma in European Law from University College Dublin.

#### *Julie O'Neill*

Ms. Julie O'Neill has served as an outside Director of ICON plc since July 2019. Ms. O'Neill was formerly Executive Vice President, Global Operations of Alexion Pharmaceuticals, Inc., where she was responsible for global manufacturing operations and expanding and improving supply chain and quality operations in the US, Europe, and Asia. Before joining Alexion, Ms. O'Neill was Vice President of Operations and General Manager for Ireland at Gilead Sciences and earlier in her career, Ms. O'Neill held leadership positions in operations, manufacturing and quality functions at Burnell Pharmacies and Helsinn Birex Pharmaceuticals. Ms. O'Neill serves as a Board Member of DBV Technologies, Hookipa Pharma Inc., ILC Dover, Achilles Therapeutics plc and Advancan (formerly Angus Chemical Company). She Ms. O'Neill also chairs the board of Ireland's National Institute for Bioprocessing Research and Training.

Training ('NIBRT'). Ms. O'Neill holds a Bachelor of Science in Pharmacy from Trinity College Dublin, a Masters of Business Administration from University College Dublin and is a Chartered Director of The Institute of Directors in Ireland.

#### *Dr. Linda Grais*

Dr. Linda Grais has served as an outside Director of ICON plc since July 2021 having previously served as a member of the PRA Health Sciences board from October 2015 to July 2021. Dr. Grais served as a member of the board of directors of Ocera Therapeutics, Inc. from January 2008 through December 2017, and as President and Chief Executive Officer of Ocera Therapeutics, Inc. from June 2012 to December 2017, 2017 and as member of the board of directors of Arca Biopharma, Inc from 2007 to 2024. Prior to her employment by Ocera, Dr. Grais served as a managing member at InterWest Partners, a venture capital firm from May 2005 until February 2011. From July 1998 to July 2003, Dr. Grais was a founder and executive vice president of SGX Pharmaceuticals Inc., a drug discovery company focusing on new treatments for cancer. Prior to that, she was a corporate attorney at Wilson Sonsini Goodrich & Rosati, where she practiced in such areas as venture financings, public offerings and strategic partnerships. Before practicing law, Dr. Grais worked as an assistant clinical professor of Internal Medicine and Critical Care at the University of California, San Francisco. She Dr. Linda Grais currently serves on the boards board of directors of Corvus Pharmaceuticals and Arca Biopharma, Inc., sits on the compensation and is a member of its audit committees of Arca Biopharma, Inc and the audit committee of Corvus Pharmaceuticals, committee. Dr. Grais received a B.A. from Yale University, an M.D. from Yale Medical School and a J.D. from Stanford Law School.

#### *Anne Whitaker*

Ms. Anne Whitaker was appointed as an outside Director of ICON plc in July 2024. Ms. Whitaker is an experienced executive with more than 30 years of experience in the life sciences industry across large pharmaceutical, biotech, and specialty pharmaceutical companies. Ms. Whitaker has extensive leadership experience, having been a CEO for three clinical-stage biotech businesses (Aerami Therapeutics, Synta Pharmaceuticals and Novoclem Therapeutics) complemented by substantial bigger pharma - most notably Bausch Health, Sanofi, and GSK. Ms. Whitaker held senior executive commercial roles with GSK at local US and global levels and was responsible for running Sanofi's North America operations. Ms. Whitaker serves as the Chair of QurAlis and as a non-

executive director of Nykode Therapeutics, Trinity Life Sciences, Byrn Pharma, Bespak, and is a Member of the Board of Trustees of the University of North Alabama. Ms. Whitaker previously served on the boards of Curio Digital Therapeutics, Ergomed plc, UDG Healthcare, Cree, Mallinckrodt, KNOW Bio, Novoclem Therapeutics, Vectura Group and Synta Pharmaceuticals. Ms. Whitaker holds a BSc in Chemistry and Business from the University of North Alabama.

Diarmaid Cunningham

Mr. Diarmaid Cunningham is Chief Administrative Officer, General Counsel and Company Secretary. Mr. Cunningham joined the Company as General Counsel in November 2009. From 2009 until 2013, Mr. Cunningham was based in the Company's global headquarters in Dublin. In 2013, Mr. Cunningham was seconded to the Company's **US U.S.** headquarters in Pennsylvania and that secondment ended in 2018 when Mr. Cunningham returned to Dublin. In July 2016, Mr. Cunningham's role expanded to include Chief Administrative Officer in addition to General Counsel which added responsibility for the Company's Quality Assurance, Client Contracts Services, Facilities and Procurement groups in addition to his responsibility for the Company's Legal group. In 2023, Symphony Health (ICON's data business) moved to report to Mr. Cunningham and was also added to his group. Mr. Cunningham graduated with a Bachelor of Business and Legal Studies from University College Dublin in 1997, qualified as a lawyer in 2001 and completed the Stanford Executive Program at Stanford University in California in 2015. Mr. Cunningham served as Secretary to the Board of the Association of Clinical Research Organizations (ACRO) in 2013, 2014, 2020 and 2021. ACRO represents the CRO industry globally to key stakeholders including pharmaceutical, biotech and medical device companies, regulators, legislators and patient groups. Prior to joining the Company, Mr. Cunningham spent 10 years with A&L Goodbody, one of Ireland's premier corporate law firms. In January 2021, Mr. Cunningham was appointed as a non-executive director of the Irish charity The Jack & Jill Foundation.

Board Diversity Matrix

Board Diversity Matrix				
	February 23, 2024		February 24, 2023	
Total Number of Directors	8		8	
Part I: Gender Identity	Female	Male	Female	Male
Directors	3	5	3	5
Part II: Demographic Background				
Asian	0	1	0	1
White	3	4	3	4
LGBTQ+	1		1	
Did Not Disclose Demographic Background	0		0	

B. Compensation

Compensation Discussion & Analysis

Remuneration policy

The Compensation and Organization Committee seeks to achieve the following goals with the Company's executive compensation programs: to attract, motivate and retain key executives and to reward executives for value creation. The Committee seeks to foster a performance-oriented environment by ensuring that a significant portion of each executive's cash and equity compensation is based on the achievement of performance targets that are important to the Company, its shareholders and other stakeholders.

The Company's executive compensation program has three main elements: base salary, a bonus plan and equity incentives in the form of share related awards granted under the Company's equity incentive plans. All elements of key executives' compensation are determined by the Compensation and Organization Committee based on the achievement of the Group's and individual performance **objectives**, **objectives** and the CEO makes recommendations to the Committee regarding the performance assessment and the compensation package of the other key executives. Base salary, bonus awards and Directors' fees were determined by the Compensation and Organization Committee in U.S. dollars, euro or British pound sterling.

Outside Directors' remuneration

Outside Directors are remunerated by way of Directors' fees and are also eligible for participation in the share equity incentive schemes. **During 2023, Up to April 1, 2024**, each outside Director (excluding the Board Chairman) was paid an annual retainer of \$90,000 and additional fees for Board Committee service. **With effect from April 1, 2024, the annual retainer was increased to \$100,000.**

Mr. Murray's Executive Chairman term expired on May 12, 2018 and he transitioned to the outside Director role of Chair. The current arrangement with the Chair provides for payment of €330,000 (translated at average rate for the year: **\$356,235**) **\$358,182** annually.

Mr. Rónán Murphy was appointed as Lead Independent Director with effect from January 1, 2019 and receives an additional annual fee of \$40,000 for this role.

Outside Directors are not eligible for performance related bonuses and no pension contributions are made on their behalf. The Compensation and Organization Committee sets outside Directors' remuneration.

Executive Directors' and Key Executive Officers' remuneration

Total cash compensation **is divided into comprised of** a base salary **portion** and a bonus **incentive portion.incentive**. The Committee targets total cash compensation with regard to healthcare/biopharmaceutical companies of similar market capitalization and peer CRO companies, adjusted upward or downward based on individual performance and experience and level of responsibility. The Compensation and Organization Committee believes that the higher the executive's level of responsibility within the Company, the greater the percentage of the executive's compensation that should be tied to the Company's performance. Target bonus incentive for executive officers range between **75% 85%** and **125% of salary, with actual pay outs for 2023 ranging from 64% to 100%, 135%** of salary, based on Group and individual performance.

A total No bonus of \$1.6 million was awarded to the following individuals: Dr. Steve Cutler, Chief Executive Officer, (\$1.2 million) and Mr. Nigel Clerkin, Chief Financial Officer or Mr. Brendan Brennan, former Chief Financial Officer, (\$0.4 million) to reflect their contribution to for the performance of the Company during 2023. These amounts were year ended December 31, 2024. This was approved by the Compensation and Organization Committee and will be paid during the year ended December 31, 2024. Committee.

The Company's executives are eligible to receive equity incentives, including stock options, Restricted Share Units and Performance Share Units, granted under the Company's equity incentive plans. If executives receive equity incentive grants, they are normally approved annually at the first scheduled meeting of the Committee in the fiscal year. The grant date and value is determined by the Committee and the number of units granted is determined based on the closing price of the Company's shares on the day of grant. Newly hired executives may receive sign-on grants. In addition, the Committee may, at its discretion, issue additional equity incentive awards to executives if the Committee determines such awards are necessary to ensure appropriate incentives are in place. The equity awards granted to each participant are determined by the Committee at the start of each year based on peer group data, advice from independent compensation consultants, and Committee judgment.

During 2023, 2024, Performance Share Units ("PSUs") which were awarded in 2021, subject to vesting, in 2020 vested for Dr. Steve Cutler, Chief Executive Officer, in the amount of 22,404 4,452 from a potential grant of 22,404 20,708. The percentage granted reflects service and the Company's achievements of diluted non GAAP non-GAAP specified EPS targets over the three year period from 2020 2021 - 2022, 2023.

During 2023, 2024, Performance Share Units ("PSUs") which were awarded in 2021, subject to vesting, in 2020 vested for Mr. Brendan Brennan, then Chief Financial Officer, in the amount of 4,850 1,050 from a potential grant of 4,850 4,888. The percentage granted reflects service and the Company's achievements of diluted non GAAP non-GAAP specified EPS targets over the three year period from 2020 2021 - 2022, 2023.

All executive officers are eligible to participate in applicable pension plans. The Company's contributions are generally a fixed percentage of their annual compensation, supplementing contributions by the executive. The Company has the discretion to make additional contributions if deemed appropriate by the Committee. The Company's contributions are determined at the peer group median of comparable Irish companies and peer CRO companies. Contributions to this plan are recorded as an expense in the Consolidated Statement of Operations.

#### Third party Agreements and Arrangements

ICON has not identified any arrangements or agreements relating to compensation or other payments provided by a third party to ICON's directors or director nominees in connection with their candidacy or board service as required to be disclosed pursuant to NASDAQ Rule 5250(b)(3).

#### Executive Compensation

Summary compensation table - Year ended December 31, 2023 December 31, 2024

Name & principal position	Name & principal position	Year	Salary	Bonus	Pension contribution	All other compensation	Subtotal	Share-based compensation	Director's Fees	Total compensation	Name & principal position	Year	Salary	Bonus	Pension contribution	All other compensation	Su
			\$'000				\$'000			\$'000			\$'000	\$'000	\$'000		
Dr. Steve Cutler, Chief Executive Officer																	
Brendan Brennan, Chief Financial Officer																	
Brendan Brennan, Chief Financial Officer																	
Brendan Brennan, Chief Financial Officer																	
Nigel Clerkin, Chief Financial Officer*																	
Nigel Clerkin, Chief Financial Officer*																	
Nigel Clerkin, Chief Financial Officer*																	
Brendan Brennan, Former Chief Financial Officer**																	

Brendan Brennan,  
Former Chief  
Financial Officer\*\*

Brendan Brennan,  
Former Chief  
Financial Officer\*\*

Total

\* Mr. Nigel Clerkin commenced employment with the Company in October 2024 and effective October 31, 2024 took over from Mr. Brendan Brennan as CFO.

\*\* Mr. Brendan Brennan resigned on October 31, 2024. All unvested options, Restricted Share Units and Performance Share Units were forfeited on Mr. Brennan ceasing to be an ICON plc employee on October 31, 2024 resulting in a credit to share based compensation of \$0.6 million. Included within this credit, is a charge of \$0.2 million related to awards which vested during the period.

Summary compensation table - Year ended December 31, 2022 December 31, 2023

Name & principal position	Name & principal position	Year	Salary	Bonus	Pension contribution	All other compensation	Subtotal	Share-based compensation	Director's Fees	Total compensation	Name & principal position	Year	Salary	Bonus	Pension contribution	All other compensation	Su
			\$'000				\$'000			\$'000			\$'000	\$'000	\$'000		
Dr. Steve Cutler Chief Executive Officer																	
Brendan Brennan, Chief Financial Officer																	
Brendan Brennan, Chief Financial Officer																	
Brendan Brennan, Chief Financial Officer																	
Brendan Brennan, Chief Financial Officer																	
Total																	

Director Compensation

Summary compensation table - Year ended December 31, 2024

Name	Year	Salary	Company pension contribution	All other compensation	Subtotal	Share-based compensation	Director's fees	Total Compensation
		\$'000	\$'000	\$'000	\$'000	\$'000	\$'000	\$'000
Ciaran Murray	2024	—	—	—	—	300	358	658
Dr. Steve Cutler	2024	1,234	130	31	1,395	3,082	44	4,521
Rónán Murphy	2024	—	—	—	—	213	174	387
Dr. John Climax	2024	—	—	—	—	213	98	311
Joan Garahy*	2024	—	—	—	—	78	72	150
Eugene McCague	2024	—	—	—	—	213	130	343
Julie O'Neill	2024	—	—	—	—	213	123	336
Dr. Linda Grais	2024	—	—	—	—	213	119	332
Anne Whitaker**	2024	—	—	—	—	—	50	50
Total	2024	1,234	130	31	1,395	4,525	1,168	7,088

\* Ms. Joan Garahy retired from the Board on July 23, 2024.

\*\* Ms. Anne Whitaker was appointed to the Board on July 23, 2024.

Summary compensation table - Year ended December 31, 2023



Name	Name	Year	Salary	Company pension contribution	All other compensation	Subtotal	Share-based compensation	Director's fees	Total Compensation	Name	Year	Salary	Company pension contribution	All other compensation	Subtotal	Share-based compensation	Director's fees	Total Compensation
			\$'000				\$'000		\$'000			\$'000	\$'000	\$'000				\$'000
Ciaran Murray																		
Steve Cutler																		
Dr. Steve Cutler																		
Rónán Murphy																		
John Climax																		
Dr. John Climax																		
Joan Garahy																		
Eugene McCague																		
Julie O'Neill																		
Linda Grais																		
Dr. Linda Grais																		
Total																		

#### Summary compensation table - Year ended December 31, 2022

Name	Year	Salary	Company pension contribution	All other compensation	Subtotal	Share-based compensation	Director's fees	Total Compensation
		\$'000	\$'000	\$'000	\$'000	\$'000	\$'000	\$'000
Ciaran Murray	2022	—	—	—	—	267	363	630
Steve Cutler	2022	1,168	125	1,204	2,497	7,487	44	10,028
Rónán Murphy	2022	—	—	—	—	200	150	350
Hugh Brady*	2022	—	—	—	—	80	54	134
John Climax	2022	—	—	—	—	213	90	303
Joan Garahy	2022	—	—	—	—	200	123	323
William Hall*	2022	—	—	—	—	80	58	138
Eugene McCague	2022	—	—	—	—	200	125	325
Julie O'Neill	2022	—	—	—	—	200	110	310
Mary Pendergast*	2022	—	—	—	—	80	54	134
Colin Shannon**	2022	—	—	—	—	—	85	85
Linda Grais	2022	—	—	—	—	133	98	231
Total	2022	1,168	125	1,204	2,497	9,140	1,354	12,991

\* Professor Hugh Brady, Professor William Hall and Ms. Mary Pendergast resigned from the Board on July 26, 2022.

\*\* Mr. Colin Shannon resigned from the Board on December 9, 2022.

#### Disclosure of Compensation Agreements

Employment Contracts, Termination of Employment and Change in Control Arrangements

The Company does not have any termination or change of control agreements with its named executive officers other than as set out below and in the agreements relating to their equity incentives which provide for accelerated vesting on change of control.

#### *Directors' and Executive Officers' service agreements and letters of engagement*

The following information reflects the agreements in effect as of December 31, 2023, December 31, 2024 or date of resignation / retirement if earlier.

**Mr.**

*Ciaran Murray*

Mr. Ciaran Murray has served as Chair of the Board of Directors since May 2018 having served as Executive Chairman of the Board of Directors from March 2017 until May 2018. Mr. Murray served as Chief Executive Officer of the Company from October 2011 until March 2017. Mr. Murray has served as a Director of the Company since September 2011. He previously served as Chief Financial Officer of the Company from October 2005 until October 2011. Mr. Murray entered into an agreement with the Company in respect of his role as Executive Chairman which was effective from March 2017. Mr. Murray's Executive Chairman term expired on May 12, 2018 and he transitioned to Chair. The current arrangement with Mr. Murray provides for the payment to him of fees of €330,000 (translated at average rate for the year: \$356,235) per annum in respect of his position as Chairman. His previous service agreement as Executive Chairman included termination provisions and also includes certain post-termination clauses including non-disclosure, non-competition and non-solicitation provisions which still apply. As Chief Financial Officer, Chief Executive and Executive Chairman, Mr. Murray was granted and held ordinary share options, Restricted Share Units and Performance Share Units. The vesting of the ordinary share options and Restricted Share Units which were unvested on Mr. Murray ceasing to be an ICON plc employee on May 12, 2018 were accelerated and the outstanding ordinary share options and Restricted Share Units vested on that date. The unvested Performance Share Units with vesting dates between May 12, 2018 and March 2019 were forfeited on Mr. Murray ceasing to be an ICON plc employee on May 12, 2018. He was previously granted and held at February 23, 2024 1,389 Restricted Share Units, which vest in May 2024.

2025.

*Dr. Steve Cutler*

Dr. Steve Cutler has served as Chief Executive Officer since March 2017 having served as Chief Operating Officer of the Company from January 2014 until March 2017. Prior to his appointment as Chief Operating Officer he served as Group President Clinical Research Services since November 2011. He has served as an Executive Director of the Company since November 2015. The Chief Executive Officer service agreement with Dr. Cutler is terminable on 12 months' notice by either party. Under the terms of this agreement Dr. Cutler is entitled to receive an annual salary of \$1,196,716 effective from April 1, 2023 April 1, 2024 and a bonus to be agreed by the Compensation and Organization Committee. He is also entitled to receive a pension contribution, a car allowance of \$12,000 and medical insurance coverage for himself and his dependents. He was previously granted and held at February 23, 2024 222,001 Restricted Share Units which vest on various dates between March 2024 2025 and March 2026 2027 and 31,594 Performance Share Units (up to a maximum of 63,188) which vest between March 2024 2025 and March 2026 2027 subject to the fulfillment of certain performance conditions. His Chief Executive Officer service agreement requires him to devote his full time and attention to his duties for the Company excepting certain outside director positions authorized by the Company. The agreement with Dr. Cutler includes termination and change of control provisions and also includes certain post-termination clauses including non-disclosure, non-competition and non-solicitation provisions. Dr. Cutler has a separate agreement with the Company in respect to his role as a director of ICON plc. Under the terms of this agreement he is entitled to receive an annual fee of \$44,000.

*Nigel Clerkin*

Mr. Nigel Clerkin commenced employment with the Company in October 2024 and effective October 31, 2024 took over as Chief Financial Officer. The service agreement with Mr. Clerkin is terminable on 12 months' notice by either party. Under the terms of this agreement Mr. Clerkin is entitled to receive an annual salary of \$618,678 (€570,000) and a bonus to be agreed by the Compensation and Organization Committee. He is also entitled to receive a car allowance of €15,000, medical insurance coverage for himself and his dependents and in lieu of the Company's pension contribution an allowance equal to 12.5% of his annual salary. On appointment, he was granted, and held at February 21, 2025 8,336 Restricted Share Units, which vest on various dates between October 2025 and October 2027. His service agreement requires him to devote his full time and attention to his duties for the Company except where the Company confirms in writing that engagement or interest in another business or occupation will not prevent him from properly performing his duties. The agreement with Mr. Clerkin includes termination and change of control provisions and also includes certain post-termination clauses including non-disclosure, non-competition and non-solicitation provisions.

*Brendan Brennan*

Mr. Brendan Brennan has served as Chief Financial Officer since February 2012 to October 2024, having previously served as acting Chief Financial Officer since October 2011. Prior to this appointment, he served in a number of senior finance roles in the Company including the role of Senior Vice President of Corporate Finance. Mr. Brennan resigned as Chief Financial Officer effective as at October 31, 2024. The service agreement with Mr. Brennan is terminable on 12 months' notice by either party. Under the terms of this agreement Mr. Brennan is entitled to receive an annual salary of \$591,558 effective from April 1, 2023 April 1, 2024 and a bonus to be agreed by the Compensation and Organization Committee. He is also entitled to receive a pension contribution, a car allowance of €20,000 and medical insurance coverage for himself and his dependents. He was previously granted and held at February 23, 2024 32,952 ordinary share All unvested options, at exercise prices ranging from \$140.38 to \$233.88 per share, 3,758 Restricted Share Units which vest on various dates between March 2024 and March 2026, and 6,739 (up to a maximum of 13,478) Performance Share Units which vest between March 2024 and March 2026 subject were forfeited on Mr. Brennan ceasing to the fulfillment of certain performance conditions. His service agreement requires him to devote his full time and attention to his duties for the Company excepting certain outside Director positions authorized by the Board. He is an ICON plc employee on October 31, 2024. The agreement with Mr. Brennan includes termination and change of control provisions and also includes certain post-termination clauses including non-disclosure, non-competition and non-solicitation provisions.

*Mr. Rónán Murphy*

Mr. Rónán Murphy has served as Lead Independent Director from January 2019 having served as an outside Director of the Company since October 2016. The current arrangements with Mr. Murphy provide for the payment to him of Directors fees of \$162,500 per annum. He was previously granted and held at February 23, 2024 February 21, 2025 8,084 ordinary share options at an exercise prices ranging from \$90.03 to \$125.74 and 926 Restricted Share Units, which vest in May 2024 2025.

*Dr. John Climax*

Dr. John Climax, one of the Company's co-founders, served as Chairman of the Board of the Company from November 2002 to December 2009. He also served as Chief Executive Officer of the Company from June 1990 to October 2002 and is currently an outside Director of the Company. The current arrangements with Dr. Climax provide for the payment to him of Directors fees of \$90,000 \$100,000 per annum. He was previously granted and held at February 23, 2024 23,255 February 21, 2025 12,698 ordinary share options at exercise prices ranging from \$65.60 \$90.03 to \$125.74 per share and 926 694 Restricted Share Units, which vest in May 2024, 2025.

*Ms. Joan Garahy*

Ms. Joan Garahy has served as an outside Director of the Company since November 2017. The current arrangements with Ms. Garahy provide for the payment to her of Directors fees of \$122,500 per annum. She was previously granted and held at February 23, 2024 5,005 ordinary share options at an exercise price of \$125.74 and 926 Restricted Share Units, which vest in May 2024.

*Mr. Eugene McCague*

Mr. Eugene McCague has served as an outside Director of the Company since October 2017. The current arrangements with Mr. McCague provide for the payment to him of Directors fees of \$122,500 \$132,500 per annum. He was previously granted and held at February 23, 2024 5,005 February 21, 2025 3,255 ordinary share options at an exercise price of \$125.74 and 926 694 Restricted Share Units, which vest in May 2024, 2025.

*Ms. Julie O'Neill*

Ms. Julie O'Neill has served as an outside Director of the Company since July 2019. The current arrangements with Ms. O'Neill provide for the payment to her of Directors fees of \$115,000 \$125,000 per annum. She was previously granted and held at February 23, 2024 926 February 21, 2025 694 Restricted Share Units, which vest in May 2024, 2025.

*Dr. Linda Grais*

Dr. Linda Grais has served as an outside Director of the Company since July 2021 having served as a member of the PRA Health Sciences, Inc. board since October 2015. The current arrangements with Dr. Grais provide for the payment to her of Director fees of \$102,500 \$132,500 per annum. She was previously granted and held at February 23, 2024 926 February 21, 2025 694 Restricted Share Units, which vest in May 2025.

*Anne Whitaker*

Ms. Anne Whitaker has served as an outside Director of the Company since July 2024. The arrangements with Ms. Whitaker provide for the payment to her of Directors fees of \$112,500 per annum effective from July 23, 2024.

*Joan Garahy*

Ms. Joan Garahy served as an outside Director of the Company from November 2017 until July 23, 2024 when she retired from the Board of Directors at the AGM. She was previously granted and held on her retirement on July 23, 2024 5,005 ordinary share options at an exercise price of \$125.74 and has 18 months from her retirement date to exercise her outstanding options in accordance with the terms and conditions of the grant. All unvested Restricted Share Units were forfeited on retirement from the Board of Directors.

### C. Board Practices

#### *Board of Directors*

The business of the Company is managed by the Directors who may exercise all the powers of the Company which are not required by the Companies Act 2014 of Ireland or by the Constitution of the Company to be exercised by the Company in general meeting. A meeting of Directors, at which a quorum is present, may exercise all powers exercisable by the Directors. The Directors may delegate (with power to sub-delegate) to any Director holding any executive office and to any Committee consisting of one or more Directors, together with such other persons as may be appointed to such Committee by the Directors, provided that a majority of the members of each Committee appointed by the Directors shall at all times consist of Directors and that no resolution of any such Committee shall be effective unless two of the members of the Committee present at the meeting at which it was passed are Directors.

The Board comprises one executive and seven outside Directors at the date of this report. The outside Directors bring independent judgment to bear on issues of strategy, performance, resources, key appointments and standards. The Company considers all of its outside Directors to be of complementary skills, experience and knowledge and each outside Director has specific skills, experience and knowledge that are valuable to the Company. The Board members between them have strong financial, pharmaceutical, CRO, scientific, medical and other skills and knowledge which are harnessed to address the challenges facing the Group. The Board meets regularly throughout the year and all Directors have full and timely access to the information necessary for them to discharge their duties. The Directors have access to the advice and services of the Company Secretary and may seek external independent professional advice where required. The Board considers its current size (8 Directors) to be adequate but continues to look for suitable qualified potential candidates to join the Board.

As set out below, certain other matters are delegated to Board Committees and all Board Committees report to the Board. The Company maintains what it considers an appropriate level of insurance cover in respect of legal action against its Directors. The Board, through the Nominating, Sustainability and Governance Committee, engages in succession planning for the Board and in so doing considers the strength and depth of the Board and the levels of knowledge, skills and experience of the Directors necessary for the Company to achieve its objectives. The Board meets at least four times each year. During the year ended December 31, 2023 December 31, 2024 the Board held five board meetings. All Directors allocated sufficient time to the Company during the year ended December 31, 2023 December 31, 2024 to effectively discharge their responsibilities to the Company.

#### *Corporate Governance Guidelines*

The Board of Directors adopted Corporate Governance Guidelines ("the Guidelines") on October 22, 2024 as a flexible framework for the conduct of the Board's business. The Guidelines reflect the Board's commitment to a system of governance that enhances corporate responsibility and accountability. The Guidelines cover the role of the Board, role of the Chair, the composition of the Board, the structure, operations, duties and responsibilities of the Board. The Nominating, Sustainability and Governance Committee will review the Guidelines annually and recommend any changes for approval by the Board.

#### *Directors' retirement and re-election*

The Company's Constitution provides that, unless otherwise determined by the Company at a general meeting, the number of Directors shall not be more than 15 nor less than 3. The Constitution also provides that one third of the Directors who are subject to retirement by rotation, rounded down to the next whole number if it is a fractional number, shall retire from office at each annual general meeting.

The Board of Directors adopted a Non-Executive Director Policy for Service on April 24, 2018. The Policy was amended on April 21, 2020 and provides terminated it, effective October 22, 2024, on the adoption of the Guidelines. The Non-Executive Director Policy for Service provided that, subject to individual waiver by the Board, an outside Director of ICON plc shall serve on the Board of the Directors for an initial term which expires at the fourth annual general meeting after their appointment. Each outside director may serve a further term of 3 years, subject to the Board's approval. After the second 3 year term the Board may request that the outside Director serve up to 3 further terms of 1 year each. After a third 1 year term the Board may request that the outside director serve for further 1 year terms in the event that the Board has particular requirement or desire for the outside director's skill, knowledge or experience. For an outside Director who previously served as an executive of the Company, the initial 3 year term referred to in this policy is deemed to commence on the date that he/she is determined to be independent as per the NASDAQ Rules. This policy does not apply to Dr. John Climax as he is a founder of the Company. As each director is currently subject to annual election by shareholders, as detailed below, the Non-Executive Director Policy for Service was terminated and there are no term limits for the Board.

However in Notwithstanding the Company's Constitution, the Board has a current policy, since July 2022 and as reflected in the Guidelines, that all Directors shall seek re-election by the shareholders on an annual basis and if a director fails to obtain the requisite shareholder votes to be re-elected in accordance with the Constitution, their appointment shall terminate automatically and with immediate effect. The Nominating, Sustainability and Governance Committee, in its annual review of Board composition, shall consider the issue of continuing director tenure and take appropriate steps to ensure that the membership of the Board contains the skills, knowledge and experience of Directors unanimously agreed needed at that all of time, is periodically refreshed and takes those matters into account when recommending nominees to the Directors will retire and stand Board for re-election annually to the Board at the Annual General Meeting (AGM). Accordingly, at annual meetings of shareholders. The Board decides whether or not to recommend for re-election each Director standing for re-election by the shareholders. At the AGM of the Company held in 2023, 2024, Ms. Joan Garahy, an independent outside director, decided not to stand for re-election and retired from the Board at the AGM, all directors retired and other Directors offered themselves for re-election and the same approach will be followed for 2024.

## 2025.

### Lead Independent Director

The Board of Directors adopted a Lead Independent Director Charter on February 14, 2017 which provides that in circumstances where and terminated it, effective October 22, 2024, on the Chairman adoption of the Guidelines which contain similar provisions to the charter. The Guidelines provide that when considered desirable by the Board, including when the Chairperson is not an independent Director or may not be considered independent by the Company's stakeholders, the Board will elect one of the Board's independent Directors to serve as the Lead Independent Director. Where the Chairperson is not independent, the independent members of the Board of Directors shall appoint, from among their number, a Lead Independent Director. The Lead Independent Director shall generally assist in optimizing is responsible for coordinating the effectiveness and independence activities of the Board of independent Directors by performing and shall perform such other duties as described in the charter, on behalf of the Board of Directors, including coordinating the meetings of the other non-employee and independent directors, and such other duties as determined from time to time by the Board of Directors and/or its independent members. Guidelines. Mr. Rónán Murphy was appointed as Lead Independent Director with effect from January 1, 2019.

### Board Committees

The Board has delegated some of its responsibilities to Board Committees. There are currently four Committees. These are the Audit Committee, the Compensation and Organization Committee, the Nominating, Sustainability and Governance Committee and the Execution Committee. Each Committee has been charged with specific responsibilities and each has written terms of reference that are reviewed periodically. Minutes of Committee meetings are available to all members of the Board. The Company Secretary is available to act as secretary to each of the Board Committees if required. Appropriate key executives are regularly invited to attend meetings of the Board Committees. The During 2024, the Audit Committee, Compensation and Organization Committee and Nominating, Sustainability and Governance Committee each completed a self-evaluation of the performance of the Committee in respect to the year ended December 31, 2022 and each Committee was satisfied with their performance. The evaluations in respect to the year ended December 31, 2023 will be completed in 2024.

### Audit Committee

The Audit Committee meets a minimum of four times a year. It reviews the quarterly and annual financial statements, the effectiveness of the system of internal control and recommends the appointment and removal of the external auditors. It monitors the adequacy of internal accounting practices and addresses all issues raised and recommendations made by the external auditors. The Audit Committee pre-approves all audit and non-audit services provided to the Company by its external auditors on a quarterly basis. The Audit Committee, on a case by case basis, may approve additional services not covered by the quarterly pre-approval, as the need for such services arises. The Audit Committee reviews all services which are provided by the external auditor to review the independence and objectivity of the external auditor, taking into consideration relevant professional and regulatory requirements. The Chief Financial Officer, the Head of Internal Audit, the Chief Administrative Officer and General Counsel and the external auditors normally attend all meetings of the Audit Committee and have direct access to the Committee Chairperson at all times. The Audit Committee Charter was updated in February 2024 to include specific responsibilities in respect to the oversight and monitoring of the external reporting on environmental, social and governance (ESG) matters included in the financial statements and data quality related to such reporting in coordination with the Nominating, Sustainability and Governance Committee. The Audit Committee is currently comprised of three independent Directors: Mr. Rónán Murphy (Chairperson), Mr. Eugene McCague and Ms. Julie O'Neill.

### Compensation and Organization Committee

The Compensation and Organization Committee is responsible for senior executive remuneration. The Committee aims to ensure that remuneration packages are competitive so that individuals are appropriately rewarded relative to their responsibility, experience and value to the Company. Annual bonuses for the executive Directors and senior executive management are determined by the Committee based on the achievement of the Company's objectives. The Committee also oversees succession planning for the Company's senior management and also oversees the Company's overall compensation strategy and programs which management approve and implement. The Compensation and Organization Committee is currently comprised of the following independent Directors: Joan Garahy Dr. Linda Grais (Chairperson), Mr. Rónán Murphy and Ms. Julie O'Neill. On July 23, 2024, Ms. Joan Garahy, on her retirement from the Board, stepped down as a member of the Committee, Dr. Linda Grais. Grais was appointed Chairperson and Ms. Julie O'Neill joined the Committee.

### Nominating, Sustainability and Governance Committee

The Nominating, Sustainability and Governance Committee is responsible for Board succession, oversight of the Board and committee composition and performance and oversight of the Company's corporate governance and business ethics initiatives and strategies and activities in respect to environmental, social and governance (ESG) matters. The Committee reviews the membership of the Board of the Company and Board Committees on an ongoing basis. As part of this, it regularly evaluates the balance of skills, knowledge, experience and diversity on the Board and

then, based on this evaluation, identifies and, if appropriate, recommends individuals to join the Board of the Company. In selecting candidates for recommendation to the Board, the Committee makes proposals based on merit while seeking to achieve a mix of Board members that enhances the diversity of background, skills and experience on the Board, including with respect to professional skills, relevant industry experience, specialized expertise, and international experience gender, race and ethnicity. When conducting a formal search for new director candidates, the Committee endeavors to include qualified female candidates with a broad range of backgrounds, skills, experiences and racially or ethnically diverse candidates perspectives on the initial list of candidates from which new director nominees are chosen. The Committee uses external search consultants as needed to assist it in identifying potential new outside Directors. Any external search consultants engaged to assist in the search shall also be instructed to endeavor to include such candidates on the initial list. Once potential suitable candidates are identified either by the external search consultants or by members of the Nominating, Sustainability and Governance Committee, the Committee then discusses and considers the skills, knowledge and experience of the potential candidate. The Committee will assess if the Board of the Company requires and would benefit from the potential candidate's skills, knowledge and experience

and, if it decides the potential candidate is suitable, the Committee would recommend to the Board of the Company that the potential candidate be appointed. The Board of the Company then decides whether or not to appoint the candidate. The Nominating, Sustainability and Governance Committee currently comprises the following independent Directors: Mr. Eugene McCague (Chairperson), Dr. Linda Grais and Ms. Anne Whitaker. On July 23, 2024, Ms. Joan Garahy and Ms. Julie O'Neill. O'Neill stepped down as members of the Committee and Dr. Linda Grais and Ms. Anne Whitaker joined the Committee.

Execution Committee

The primary function of the Execution Committee is to exercise the powers and authority of the Board in intervals between meetings of the Board only on matters that are not delegated to another committee of the Board or otherwise reserved to the full Board within the limits set out in the Charter of the Execution Committee. The Execution Committee exercises business judgment to act in what the Committee members reasonably believe to be in the best interest of the Company and its shareholders. All powers exercised by the Execution Committee are ratified at board meetings. This Committee convenes as often as it determines to be necessary or appropriate. The appropriate. The Execution Committee is currently comprised of the following Directors and Officers: Dr. Steve Cutler (Chairperson), Mr. Rónán Murphy and Mr. Nigel Clerkin. On July 23, 2024, Mr. Brendan Brennan. Brennan stepped down as a member of the Committee and Mr. Diarmaid Cunningham joined the Committee. On February 18, 2025, Mr. Diarmaid Cunningham stepped down as a member of the Committee and Mr. Nigel Clerkin joined the Committee.

Attendance at Board and Committee meetings

Attendance at Board and Committee meetings by the Directors who held office during 2023 2024 are set out as follows:

Directors' Attendance Table					
	Board	Audit (3)	Compensation and Organization	Nominating, Sustainability and Governance	Execution Committee (2)
Number of meetings attended / number of meetings eligible to attend as a Director					
Director					
Ciaran Murray (1)	5/5	—	—	—	—
Dr. Steve Cutler	5/5	—	—	—	—
Rónán Murphy (1)	5/5	4/4	4/4	—	—
Dr. John Climax (1)	5/5	—	—	—	—
Joan Garahy (1) (3)	5/5 2/2	—	4/4 2/3	4/4 2/3	—
Eugene McCague (1)	5/5	4/4	—	4/4	—
Julie O'Neill (1)	5/5	4/4	— 1/1	4/4 3/3	—
Dr. Linda Grais (1)	5/5	—	4/4	1/1	—
Anne Whitaker (1) (4)	3/3	—	—	1/1	—

- (1) Independent Director as defined under NASDAQ Rule 5605(a)(2).
- (2) All decisions by the Execution Committee were made by written resolution and therefore no meetings were held.
- (3) In addition Ms. Joan Garahy retired from the Board on July 23, 2024.
- (4) Ms. Anne Whitaker was appointed to these meetings, the Audit Committee of the Company engaged in a competitive audit tender processBoard on July 23, 2024. Refer to Item 16F. Changes in Registrant's Certifying Accountant.

D. Employees

At December 31, 2023 December 31, 2024, December 31, 2022 December 31, 2023 and December 31, 2021 December 31, 2022, we employed approximately 41,100 41,900, 41,100 and 38,330 41,100 people, respectively. Our employees are not unionized and we believe we have a satisfactory relationship with our employees.

E. Share Ownership

Shares

The following table sets forth certain information as of February 23, 2024 February 21, 2025 regarding beneficial ownership of our ordinary shares by all of our current Directors and executive officers. Unless otherwise indicated below, to our knowledge, all persons listed below have sole voting and investment power with respect to their ordinary shares, except to the extent authority is shared by spouses under applicable law.

--	--

Name of Owner or Identity of Group	No. of Shares (1)	% of total Shares
Mr. Ciaran Murray	19,343	0.02 %
Dr. Steve Cutler	37,098	0.04 %
Mr. Brendan Brennan	22,105	0.03 %
Mr. Rónán Murphy	2,121	— %
Dr. John Climax	449,775	0.55 %
Ms. Joan Garahy	2,121	— %
Mr. Eugene McCague	2,121	— %
Ms. Julie O'Neill	1,931	— %
Dr. Linda Graiss	4,435	0.01 %

Name of Owner or Identity of Group	No. of Shares (1)	% of total Shares
Ciaran Murray	20,000	0.02 %
Dr. Steve Cutler	44,128	0.05 %
Nigel Clerkin	—	— %
Rónán Murphy	2,596	— %
Dr. John Climax	427,297	0.53 %
Eugene McCague	2,560	— %
Julie O'Neill	2,367	— %
Dr. Linda Graiss	4,911	0.01 %
Anne Whitaker	—	— %

(1) As used in these tables, each person has the sole or shared power to vote or direct the voting of a security, or the sole or shared investment power with respect to a security (i.e. the power to dispose, or direct the disposition, of a security). A person is deemed as of any date to have "beneficial ownership" of any security if that such person has the right to acquire such security within 60 days after such date.

#### Restricted Share Units and Performance Share Units

The following table sets forth certain information as of February 23, 2024 regarding of February 21, 2025 regarding beneficial ownership of Restricted Share Units ("RSUs") and Performance Share Units ("PSUs") which have been issued to our current Directors and executive officers.

Name of Owner or Identity of Group	No. of RSUs	Vesting Date	No. of PSUs (1)	Vesting Date
Mr. Ciaran Murray	1,389	May 22, 2024		
Dr. Steve Cutler	2,959	March 3, 2024	10,354	March 3, 2024
	3,018	March 3, 2024	10,565	March 3, 2025
	3,050	March 3, 2024	10,675	March 3, 2026
	3,019	March 3, 2025		
	3,050	March 3, 2025		
	3,050	March 3, 2026		
Mr. Brendan Brennan	698	March 3, 2024	2,444	March 3, 2024
	622	March 3, 2024	2,179	March 3, 2025
	604	March 3, 2024	2,116	March 3, 2026
	624	March 3, 2025		
	604	March 3, 2025		
	606	March 3, 2026		
Mr. Rónán Murphy	926	May 22, 2024		
Dr. John Climax	926	May 22, 2024		
Ms. Joan Garahy	926	May 22, 2024		
Mr. Eugene McCague	926	May 22, 2024		
Ms. Julie O'Neill	926	May 22, 2024		

Dr. Linda Grais	926	May 22, 2024
-----------------	-----	--------------

Name of Owner or Identity of Group	No. of RSUs	Vesting Date	No. of PSUs <sup>(1)</sup>	Vesting Date
Ciaran Murray	946	May 22, 2025		
Dr. Steve Cutler	3,019	March 3, 2025	10,565	March 3, 2025
	3,050	March 3, 2025	10,675	March 3, 2026
	3,080	March 3, 2025	10,782	March 3, 2027
	3,050	March 3, 2026		
	3,080	March 3, 2026		
	3,676	March 3, 2027		
	3,082	March 3, 2027		
Nigel Clerkin	2,778	October 31, 2025		
	2,778	October 31, 2026		
	2,780	October 31, 2027		
Rónán Murphy	694	May 22, 2025		
Dr. John Climax	694	May 22, 2025		
Eugene McCague	694	May 22, 2025		
Julie O'Neill	694	May 22, 2025		
Dr. Linda Grais	694	May 22, 2025		

(1) Of the issued PSUs, performance conditions will determine how many vest. If performance targets are exceeded, additional PSUs will be issued and will vest in accordance with the terms of the relevant PSU award. The PSUs vest based on service and specified EPS targets over the periods 2021 – 2023, 2022 – 2024, 2023 – 2025 and 2023 2024 - 2025, 2026. Depending on the actual amount of EPS from 2021 2022 to 2025, 2026, up to a maximum of 38,333 32,022 additional PSUs may also be granted to Dr. Steve Cutler and Mr. Brendan Brennan, Cutler.

Share Options

The following table sets forth certain information as of February 23, 2024 of February 21, 2025 regarding options to acquire ordinary shares of the Company by all of our current Directors and executive officers.

Name of Owner or Identity of Group	
Name of Owner or Identity of Group	
Name of Owner or Identity of Group	
Dr. Steve Cutler	32,272
	32,272
	42,386
	42,386
	42,386
	37,461
	37,461
	37,461
	35,869
	35,869
	35,869
	29,116
	29,116
	29,116
Mr. Brendan Brennan	



	9,176	
	8,842	
	8,842	
	8,842	
	7,401	
	7,401	
	7,401	
	5,773	
	5,773	
	5,773	
Mr. Rónán Murphy		
Mr. Rónán Murphy		
		30,321
		30,321
		30,321
Rónán Murphy		
Rónán Murphy		
	5,005	
	5,005	
Dr. John Climax		
	7,693	
	7,693	
	7,693	
Dr. John Climax		
	5,005	
	5,005	
Ms. Joan Garahy		
Ms. Joan Garahy		
Ms. Joan Garahy		
Mr. Eugene McCague		
Mr. Eugene McCague		
Mr. Eugene McCague		
Eugene McCague		
Eugene McCague		
Eugene McCague		

(1) The title of securities covered by all of the above options are non-qualified.

## Equity Incentive Plans

On April 23, 2013, the Company adopted the 2013 Employees Restricted Share Unit (the “2013 RSU Plan”) pursuant to which the Compensation and Organization Committee of the Company’s Board of Directors may select any employee, or any Director holding a salaried office or employment with the Company, or a Subsidiary to receive an award under the plan. On May 11, 2015, the 2013 RSU Plan was amended and restated in order to increase the number of ordinary shares that could be issued under the RSU Plan by 2.5 million shares and on November 6, 2024 the 2013 RSU Plan was amended and restated in order to increase the number of ordinary shares that can be issued under the RSU Plan by a further 2.5 million shares. Accordingly, an aggregate of 6.6 million ordinary shares have been reserved for issuance under the 2013 RSU Plan. The shares are awarded at par value and vest over a service period. Awards under the 2013 RSU Plan may be settled in cash or shares at the option of the Company. No awards may be granted under the 2013 RSU Plan after November 6, 2034.

On April 30 2019, the Company approved the 2019 Consultants and Directors Restricted Share Unit Plan (the “2019 Consultants RSU Plan”), which was effective as of May 16, 2019, pursuant to which the Compensation and Organization Committee of the Company’s Board of Directors may select any consultant, adviser or Non-Executive Director retained by the Company, or a Subsidiary to receive an award under the plan. 250,000 ordinary shares have been reserved for issuance under the 2019 Consultants RSU Plan. The awards are at par value and vest over a service period. Awards granted to Non-Executive Directors vest over twelve months.

On April 23, 2013 the Company adopted the 2013 Employees Restricted Share Unit and Performance Share Unit Plan (the “2013 RSU Plan”) pursuant to which the Compensation and Organization Committee of the Company’s Board of Directors may select any employee, or any Director holding a salaried office or employment with the Company, or a Subsidiary to receive an award under the plan. On May 11, 2015, the 2013 RSU Plan was amended and restated in order to increase the number of ordinary shares that can be issued under the RSU Plan by 2.5 million shares. Accordingly, an aggregate of 4.1 million ordinary shares have been reserved for issuance under the 2013 RSU Plan. The shares are awarded at par value and vest over a service period. Awards under the 2013 RSU Plan may be settled in cash or shares at the option of the Company. No awards may be granted under the 2013 2019 Consultants RSU Plan after May 11, 2025 May 16, 2029.

On July 21, 2008, the Company adopted the Employee Share Option Plan 2008 (the "2008 Employee Plan") pursuant to which the Compensation and Organization Committee of the Company's Board of Directors may grant options to any employee, or any Director holding a salaried office or employment with the Company or a Subsidiary for the purchase of ordinary shares. On the same date, the Company also adopted the Consultants Share Option Plan 2008 (the "2008 Consultants Plan"), pursuant to which the Compensation and Organization Committee of the Company's Board of Directors may grant options to any consultant, adviser or Non-Executive Director retained by the Company or any Subsidiary for the purchase of ordinary shares.

On February 14, 2017, both the 2008 Employee Plan and the 2008 Consultants Plan (together the "2008 Option Plans") were amended and restated in order to increase the number of options that can be issued under the 2008 Consultants Plan from 0.4 million to 1.0 million and to extend the date for options to be granted under the 2008 Option Plans. An aggregate of 6.0 million ordinary shares have been reserved under the 2008 Employee Plan as reduced by any shares issued or to be issued pursuant to options granted under the 2008 Consultants Plan under which a limit of 1.0 million shares applies. Further, the maximum number of ordinary shares with respect to which options may be granted under the 2008 Employee Option Plan, during any calendar year to any employee shall be 0.4 million ordinary shares. There is no individual limit under the 2008 Consultants Plan. No options may be granted under the 2008 Option Plans after February 14, 2027.

Each option granted under the 2008 Option Plans will be a nonqualified stock option, or NSO and not an incentive stock option as described in Section 422 of the Internal Revenue Code. Each grant of an option under the 2008 Options Plans will be evidenced by a Stock Option Agreement between the optionee and the Company. The exercise price will be specified in each Stock Option Agreement, however, option prices will not be less than 100% of the fair market value of an ordinary share on the date the option is granted.

Share option awards are granted with an exercise price equal to the market price of the Company's shares at date of grant. Share options typically vest over a period of four to five years from date of grant and expire eight years from date of grant. Share options granted to Non-Executive Directors during 2018 vest over 12 months and expire eight years from the date of grant.

#### Legacy PRA Equity Incentive Plans

The following represent the legacy PRA equity incentive plans, which still have equity outstanding but have been terminated as of July 1, 2021 as to grants of future awards.

Pursuant to the Merger Agreement, effective on July 1, 2021, each outstanding stock option and restricted stock unit under the PRA Plans was assumed by the Company and converted into a stock option or Restricted Share Unit exercisable for or payable in Ordinary Shares based on the ratio of the average trading price per Ordinary Share for the ten days prior to July 1, 2021, and the corresponding value of the merger consideration for each PRA Share. Accordingly, the plans as detailed below were assumed by the Company.

PRA Health Sciences, Inc. 2020 Stock Incentive Plan was amended and restated and assumed by the Company effective as of July 1, 2021. The 2020 Stock Incentive Plan ("the 2020 Plan"), was approved by the PRA stockholders at their annual meeting on May 18, 2020. The 2020 Plan allowed for the issuance of stock options, stock appreciation rights, restricted shares and restricted stock units, other stock-based awards, and performance compensation awards as permitted by applicable laws. The 2020 Plan authorized the issuance of 2.5 million shares of common stock plus all shares that remained available under the prior plan on May 18, 2020.

The PRA Health Sciences, Inc. 2018 Stock Incentive Plan was amended and restated and assumed by the Company effective as of July 1, 2021. The 2018 Stock Incentive Plan (the "2018 Plan"), was approved by the PRA stockholders at their annual meeting on May 31, 2018. The 2018 Plan allowed for the issuance of stock options, stock appreciation rights, restricted shares and restricted stock units, other stock-based awards, and performance compensation awards as permitted by applicable laws. The 2018 Plan authorized the issuance of 2 million shares of common stock plus all shares that remained available under the 2014 Plan on May 31, 2018 (which included shares carried over from the 2013 Plan).

The PRA Health Sciences, Inc. 2014 Omnibus Incentive Plan was amended and restated and assumed by the Company effective as of July 1, 2021 (the "2014 Plan"). On November 23, 2014, the PRA Health Sciences, Inc. Board of Directors approved the formation of the 2014 Plan for Key PRA Employees. The 2014 Plan allowed for the issuance of stock options, stock appreciation rights, restricted shares and restricted stock units, other stock-based awards, and performance compensation awards as permitted by applicable laws.

#### F. Disclosure of a registrant's action to recover erroneously awarded compensation

Not applicable.

#### Item 7. Major Shareholders and Related Party Transactions.

##### A. Major Shareholders

The following table sets forth certain information regarding beneficial ownership of ICON's ordinary shares as of February 23, 2024 February 21, 2025 (i) by each person that beneficially owns more than 5% of the outstanding ordinary shares, based upon information known to us and publicly available information; and (ii) by all of our current Directors, officers and other key employees as a group. Unless otherwise indicated below, to our knowledge, all persons listed below have sole voting and investment power with respect to their ordinary shares, except to the extent authority is shared by spouses under applicable law. None of the persons listed below have voting rights that differ from any other person listed below.

2023 (4)							
Name of Owner or Identity of Group							
Name of Owner or Identity of Group							
		2024 (4)		2023 (5)		2022 (6)	
Name of Owner or Identity of Group		No. of Shares	Percent of Class	No. of Shares	Percent of Class	No. of Shares	Percent of Class
Name of Owner or Identity of Group		(1)	(1)	(1)	(1)	(1)	(1)
WCM Investment Management (2)	WCM Investment Management (2)	6,334,890	7.8 %	6,869,881	8.3 %	5,885,414	7.2 %
WCM Investment Management (2)							
WCM Investment Management (2)							
Massachusetts Financial Services Company (2)							
Massachusetts Financial Services Company (2)							
Massachusetts Financial Services Company (2)							

All Directors, officers and other key employees as a group (3)	All Directors, officers and other key employees as a group (3)	935,499	1.2	1.2	%	987,551	1.2	1.2	%	1,116,311	1.4	1.4	%
All Directors, officers and other key employees as a group (3)													
All Directors, officers and other key employees as a group (3)													

- (1) As used in this table, each person has the sole or shared power to vote or direct the voting of a security, or the sole or shared investment power with respect to a security (i.e., the power to dispose, or direct the disposition, of a security). A person is deemed as of any date to have "beneficial ownership" of any security if that such person has the right to acquire such security within 60 days after such date.
- (2) Neither the Company nor any of its officers, Directors or affiliates holds any voting power in this entity.
- (3) Includes 319,729 298,120 ordinary shares issuable upon the exercise of stock options granted by the Company, 31,856 45,458 RSUs awarded by the Company to Directors, officers and other key employees and 86,936 85,062 PSUs awarded by the Company to Directors, officers and other key employees. Of the PSUs, performance conditions determine how many of them will vest and, if performance targets are exceeded, additional PSUs will be issued and vest in accordance with the terms of the relevant PSU award, the figure included is the maximum amount of PSUs that may be issued.
- (4) This information is based on the Schedule 13F-HR/A filed with the SEC by WCM Investment Management on February 11, 2025 for shares held on December 31, 2024.
- (5) This information is based on the Schedule 13G, Amendment No. 9 filed with the SEC by WCM Investment Management on January 30, 2024 for shares held on December 31, 2023; and the Schedule 13G, Amendment No. 3, filed with the SEC by Massachusetts Financial Services Company on February 9, 2024 for shares held on December 29, 2023, respectively.
- (5) (6) This information is based on the Schedule 13G, Amendment No. 8 filed with the SEC by WCM Investment Management on February 10, 2023 for shares held on December 31, 2022; and the Schedule 13G, Amendment No. 2, filed with the SEC by Massachusetts Financial Services Company on February 8, 2023 for shares held on December 30, 2022, respectively.
- (6) This information is based on the Schedule 13G, Amendment No.7 filed with the SEC by WCM Investment Management on February 10, 2022 for shares held on December 31, 2021; and the Schedule 13G, Amendment No. 1, filed with the SEC by Massachusetts Financial Services Co on February 2, 2022 for shares held on December 31, 2021, respectively.
- ICON plc, is not directly or indirectly, owned or controlled by another corporation or by any government.

## B. Related Party Transactions

Subsidiaries During the year, subsidiaries of the Company earned revenue of \$243,000 (December \$0.3 million (December 31, 2022: \$428,000) 2023: \$0.2 million) from Corvus Pharmaceuticals during the year. Pharmaceuticals. Dr. Linda Grais serves as a Director and shareholder of Corvus Pharmaceuticals. \$101,000 (December At December 31, 2024, \$0.1 million (December 31, 2022: \$231,000) 2023: \$0.1 million) was noted as due from Corvus Pharmaceuticals at December 31, 2023. Pharmaceuticals.

Subsidiaries During the year, subsidiaries of the Company earned revenue revenue of \$45,000 \$nil (December 31, 2022: \$235,000) 2023: \$0.05 million) from Afimmune Limited during the year. Limited. Dr. John Climax is Chief Executive Officer and a Director and shareholder of Afimmune Limited. \$47,000 At December 31, 2024, \$0.1 million was noted noted as due from Afimmune Limited at December 31, 2023 (December 31, 2022: \$263,000) 2023: \$0.05 million).

On July 24, 2020, a subsidiary of the Company, ICON Clinical Research Limited, entered into an agreement to jointly establish a new company, Oncacare Limited ("Oncacare"), a specialized oncology site network in the US and EMEA regions, with a third party. The Company invested \$4.9 million to obtain a 49% interest in the voting share capital of Oncacare. On April 20, 2023, the Company completed the purchase of the majority investor's 51% majority voting share capital of Oncacare. The consideration paid by ICON to purchase the 51% majority voting share capital was \$5.1 million. As a result of this transaction (the "Oncacare acquisition"), Oncacare and its subsidiaries became wholly owned subsidiaries of the ICON Group. Prior to the Oncacare acquisition, the Company recorded losses of \$0.4 million and \$3.1 million representing its pro rata share of the losses in Oncacare during the year ended December 31, 2023 and December 31, 2022, respectively. The Oncacare acquisition also resulted in goodwill of \$13.4 million and gave rise to an acquisition-related gain of \$6.2 million.

## C. Interests of experts and counsel

Not applicable

## Item 8. Financial Information.

### A. Consolidated Statements and Other Financial Information

See Item 18.

## Legal Proceedings

We do not expect any current litigation to have a materially adverse effect on our financial condition or results of operations. However, from time to time, we may become involved in various lawsuits and legal proceedings which arise in the ordinary course of business. Litigation is subject to inherent uncertainties, and an adverse result in these or other matters may arise from time to time that may harm our business.

On February 10, 2025, a shareholder of the Company filed a purported class action litigation against the Company, its Chief Executive Officer and its former Chief Financial Officer in the United States District Court for the Eastern District of New York. The shareholder purports to bring claims on behalf of all purchasers of ordinary shares of the Company during the period July 27, 2023,

through October 23, 2024, pursuant to Sections 10(b) and 20(a) of the Securities Exchange Act of 1934, alleging misleading statements regarding the Company's financial performance and future business prospects. The Company intends to defend the litigation vigorously.

#### Dividend Policy

We have not paid cash dividends on our ordinary shares and do not currently intend to pay cash dividends on our ordinary shares in the foreseeable future.

#### B. Significant Changes

There have been no significant changes to our business that we believe could reasonably be expected to have a material adverse effect on our business, results of operations and financial condition.

#### Item 9. *The Offer and Listing.*

##### A. Offer and listing details

ICON's ordinary shares are traded on the NASDAQ Global Select Market under the symbol "ICLR". ICON plc's American Depositary Receipt ("ADR") program was terminated on January 31, 2013 and ICON plc's ordinary shares began directly trading on NASDAQ on February 4, 2013. Prior to that date, ICON plc's American Depositary Shares ("ADSs") were traded on NASDAQ and ICON plc's Depository for the ADSs was The Bank of New York Mellon.

##### B. Plan of distribution

Not applicable.

##### C. Markets

NASDAQ.

##### D. Selling shareholders

Not applicable.

##### E. Dilution

Not applicable.

##### F. Expenses of the issue

Not applicable.

#### Item 10. *Additional Information.*

##### A. Share Capital

Not applicable.

##### B. Memorandum and articles of association

#### Constitution

We hereby incorporate by reference our Constitution, as amended, located under the heading "Constitution of the Company" in Exhibit 3.1.

The following is a summary of certain provisions of the current Constitution of the Company. This summary does not purport to be complete and is qualified in its entirety by reference to the complete text of the Constitution of the Company, which are included as an exhibit to this annual report.

##### *Objects*

The Company is incorporated under the name ICON plc, and is registered in Ireland under registered number 145835. The Company's objects, which are detailed in the Constitution of the Company, are broad and include, but are not limited to the carrying on the business of an investment holding company.

##### *Directors*

Subject to certain exceptions, Directors may not vote on matters in which they have a material interest. Any Director who holds any executive office, serves on any Committee or otherwise performs services, which, in the opinion of the Directors, are outside the scope of the ordinary duties of a Director, may be paid such extra remuneration as the Directors may determine. The Directors may exercise all the powers of the Company to borrow money. These powers may be amended by special resolution of the shareholders. There is no requirement for Directors to hold shares set out in the Constitution. The Directors are not required to retire at any particular age. The Constitution provides that one-third of the Directors must retire and offer themselves for re-election at each Annual General Meeting ("AGM") of the Company and that the Directors to retire by rotation are those who have been longest in office since their last appointment or reappointment. However in July 2022, the

Board of Directors unanimously agreed that all of the Directors will retire and stand for re-election annually at each AGM. AGM and this is reflected in the Corporate Governance Guidelines adopted on October 22, 2024. All of the shareholders entitled to attend and vote at the AGM may vote on the re-election of Directors.

#### *Rights, Preferences and Dividends Attaching to Shares*

The Company has only one class of shares, Ordinary Shares with a par value of €0.06 per share. All such Ordinary Shares rank equally with respect to voting, payment of dividends and on any winding-up of the Company. Any dividend, interest or other sum payable to a shareholder that remains unclaimed for one year after having been declared may be invested by the Directors for the benefit of the Company until claimed. If the Directors so resolve, any dividend which has remained unclaimed for 12 years from the date of its declaration shall be forfeited and cease to remain owing by the Company. In the event of the Company being wound up, if the assets available for distribution among the Members shall be more than sufficient to repay the whole of the share capital paid up or credited as paid up at the commencement of the winding up, the excess shall be distributed among the Members in proportion to the capital at the commencement of the winding up paid up or credited as paid up on the said Ordinary Shares held by them respectively. An Ordinary Share shall be deemed to be a redeemable share in certain circumstances. The liability of shareholders to invest additional capital is limited to the amounts remaining unpaid on the shares held by them.

#### *Action Necessary to Change the Rights of Shareholders*

The rights attaching to shares in the Company may be varied by special resolutions passed at class meetings of that class of shareholders of the Company.

#### *Annual and General Meetings*

The AGM shall be held in such place and at such time as shall be determined by the board, but no more than 15 months shall pass between the dates of consecutive AGMs. Directors may call an Extraordinary General Meeting ("EGM") at any time. The members, in accordance with the Constitution of the Company and Irish Company law, may also requisition EGMs. Notice of the AGM or an EGM passing any special resolution must be given at least 21 clear days prior to the scheduled date and, in the case of any other general meeting, not less than 14 clear days' notice. All holders of Ordinary Shares are entitled to attend, speak at and vote at general meetings of the Company.

#### *Limitations on the Right to Own Shares*

There are no limitations on the right to own shares in the Constitution of the Company.

#### *Disclosure of Share Ownership*

Under Irish law, the Company can require parties to disclose their interests in shares. The Constitution of the Company entitle the Directors to require parties to provide details regarding their identity and the nature and extent of any interest which such parties hold in Ordinary Shares. Under Irish law, if a party acquires or disposes of Ordinary Shares so as to bring their interest above or below 3% of the total issued share capital of the Company, they must notify the Company of that. The Company would also need to be notified of the acquisition by an existing substantial (i.e. 3% plus) shareholder, of every movement of one whole percentage integer (e.g. 3.9% to 4.1% but not 4.1% to 4.9%) or more.

#### *Other Provisions of the Constitution*

There are no provisions in the Constitution of the Company:

- (i) delaying or prohibiting a change in the control of the Company, but which operate only with respect to a merger, acquisition or corporate restructuring;
- (ii) discriminating against any existing or prospective holder of shares as a result of such shareholder owning a substantial number of shares; or
- (iii) governing changes in capital, in each case, where such provisions are more stringent than those required by law.

### **C. Material Contracts**

The following is a summary of each contract (not being a contract entered into in the ordinary course of business) that has been entered into: (a) within the two years immediately preceding the date of this Form 20-F which are, or may be, material to us; or (b) at any time which contain obligations or entitlements which is, or may be, material to us as at the date of this Form 20-F:

#### *Agreement and Plan of Merger Senior Secured Credit Facilities*

On February 24, 2021, we entered into an Agreement and Plan of Merger (the "Merger Agreement") with PRA Health Sciences, Inc. ("PRA"), ICON US Holdings Inc., a Delaware corporation and subsidiary of ICON ("US HoldCo"), and Indigo Merger Sub, Inc., a Delaware corporation and subsidiary of ICON and US HoldCo ("Merger Subsidiary"). On July 1, 2021 (the "Closing Date"), pursuant to the terms and subject to the conditions of the Merger Agreement, Merger Sub was merged with and into PRA, with PRA surviving as a subsidiary of ICON and US HoldCo.

As a result of the Merger, each share of PRA common stock issued and outstanding immediately prior to the completion of the Merger (other than shares held by any shareholder who properly demands and perfects his, her or its appraisal rights with respect to such shares and treasury shares held by PRA) was canceled and converted into the right to receive: (i) from ICON, 0.4125 of one ICON ordinary share and (ii) from US HoldCo and the surviving corporation \$80.00 in cash, without interest.

Equity awards of PRA that are outstanding prior to the effective time of the Merger were generally treated as follows (subject to the terms and conditions set forth in the Merger Agreement):

- Each outstanding PRA stock option and restricted stock unit was assumed by ICON on the same terms and conditions (including vesting conditions) and converted to a stock option or restricted stock unit based on ICON ordinary shares with the number of ICON ordinary shares and exercise price in the case of stock options determined at a conversion ratio as set forth under the Merger Agreement; and
- Each outstanding share of PRA restricted stock was vested at the Closing and was canceled and converted into the right to receive the per share merger consideration.

The foregoing description of the Merger and the Merger Agreement, and the related transactions contemplated thereby, does not purport to be complete and is subject to, and qualified in its entirety by reference to, the full text of the Merger Agreement which is attached as Exhibit 2.1 to ICON's Current Report on Form 6-K filed with the Securities and Exchange Commission (the "SEC") on February 24, 2021 and incorporated herein by reference herein.

### Senior Secured Credit Facilities

In conjunction with the completion of the Merger Agreement, on July 1, 2021, ICON entered into a credit agreement providing for a senior secured term loan facility of \$5,515 million and a senior secured revolving loan facility in an initial aggregate principal amount of \$300 million (the "Senior Secured Credit Facilities"). On May 2, 2023, the Company agreed with its lenders to increase the aggregate principal amount of the senior secured revolving loan facility from \$300 million to \$500 million. The proceeds of the senior secured term loan facility were used to repay the outstanding amount of (i) PRA's existing credit facilities and (ii) the Company's senior secured notes and fund, in part, the Merger. The senior secured term loan facility will mature in July 2028 and the revolving loan facility will mature in July 2026.

On March 14, 2024, the parties to the credit agreement entered into a Third Amendment (the "Third Amendment") in connection with the repricing of the senior secured term loan facility and the senior secured revolving credit facility. With respect to the senior secured term loan facility, the repricing culminated in a margin reduction of 25 basis points, from 2.25% (based on the then-current first lien net leverage ratio) to 2.0%; and the elimination of the credit adjustment spread. The combination of the above resulted in an overall reduction of 51 basis points on the senior secured term loan facility (assuming quarterly refixing).

With respect to the senior secured revolving credit facility, the repricing culminated in a margin reduction of 0.40%, from 1.25% (based on the then-current S&P corporate family rating) to 0.85%, which is subject to change pursuant to a pricing grid based on the current corporate family rating assigned by S&P; and the elimination of the credit adjustment spread. There were also concurrent fee adjustments to the senior secured revolving credit facility; the commitment fee on drawings was reduced from 0.4375% to 0.2975%, (based on our current corporate family rating from S&P) while the utilization fee increased by 15 basis points, dependent on amount utilized.

Borrowings under the senior secured term loan facility amortize in equal quarterly installments in an amount equal to 1.00% per annum of the principal amount, with the remaining balance due at final maturity. The interest rate margin applicable to borrowings under the senior secured term loan facility is USD Term SOFR and a Term SOFR Adjustment depending on the interest period chosen plus an applicable margin of 2.25% (with a step up of 0.25% if which is dependent on the first lien Company's net leverage ratio exceeds 4.00 to 1.00) ratio. At December 31, 2024, the applicable margin is 2.0% (which reflects the Third Amendment). The senior secured term loan facility is subject to a floor of 0.50%. The

Reflecting the Third Amendment, the interest rate margin applicable to borrowings under the revolving loan facility will be, at the option of the borrower, either (i) the applicable base rate plus an applicable margin of 1.00% 0.45%, 0.60% 0.10% or 0.25% -% based on ICON's the Company's current corporate family rating assigned by S&P of BB- BB (or lower), BB BB+ or BB+ BBB- (or higher), respectively, or (ii) Term SOFR plus a Term SOFR Adjustment on the interest period chosen plus an applicable margin of 2.00% 1.45%, 1.60% 1.10%, 0.85%, 0.65%, or 1.25% 0.50% based on ICON's the Company's current corporate family rating assigned by S&P of BB- BB (or lower), BB BB+, BBB-, BBB or BB+ BBB+ (or higher), respectively.

S&P and Moody's have upgraded In addition, lenders under the instrument rating of the secured term loan facility of \$5,515 million and \$500 million senior secured revolving loan facility from BB+ are entitled to BBB- commitment fees as a percentage of the applicable margin at the time of drawing and Baa3 to Ba1 in utilization fees dependent on the fourth quarter proportion of 2023, the facility drawn.

The Borrowers' (as defined in the Senior Secured Credit Facilities) Facility) obligations under the Senior Secured Credit Facilities are guaranteed by ICON and the subsidiary guarantors. The Senior Secured Credit Facilities are secured by a lien on substantially all assets of ICON's, the Borrowers' and each of the subsidiary guarantor's assets (subject to certain exceptions), and the Senior Secured Credit Facilities will have a first-priority lien on such assets, which will rank pari passu with the lien securing the Senior Secured 2026 Notes (see below), and the New Notes subject to other permitted liens. The Company is permitted to make prepayments on the senior secured term loan without penalty.

The Senior Secured Credit Facilities contain customary negative covenants, including, but not limited to, restrictions on the ability of ICON and its subsidiaries to merge and consolidate with other companies, incur indebtedness, grant liens or security interests on assets, pay dividends or make other restricted payments, sell or otherwise transfer assets or enter into transactions with affiliates. In addition, the revolving credit loan facility contains a financial covenant that requires ICON to maintain a Total Net Leverage Ratio (as defined in the Senior Secured Credit Facilities) of 5.75:1.00 prior to June 30, 2023 and 4.50:1.00 on and after June 30, 2023, subject to a step-down of 0.50:1.00 following a Material Acquisition (as defined in the Senior Secured Credit Facilities), which will be tested at the end of any fiscal quarter only if amounts are drawn under the revolving credit loan facility (excluding cash collateralized and backstopped letters of credit) in excess of 30% of the revolving commitments.

The Senior Secured Credit Facilities provide that, upon the occurrence of certain events of default, the obligations thereunder may be accelerated. Such events of default will include payment defaults to the lenders thereunder, material inaccuracies of representations and warranties, covenant defaults, cross-defaults to other material indebtedness, voluntary and involuntary bankruptcy proceedings, material money judgments, material pension-plan events, change of control and other customary events of default.

### Senior Secured The New Notes

In addition to the Senior Secured Credit Facilities, on July 1, 2021 On May 8, 2024, Indigo Merger Sub, Inc. (which was merged with and into PRA Health Sciences, Inc.) ICON Investments Six Designated Activity Company (the "Issuer" "Issuer"), a wholly-owned subsidiary of ICON plc, issued \$2 billion senior secured notes ("the Company, New Notes"). The New Notes were issued \$500.0 million in aggregate principal amount of 2.875% senior secured notes due July 2026 (the "Senior Secured Notes") in a private offering (the "Offering"). The amounts of: \$750 million 5.809% Senior Secured Notes will mature on July 15, 2026. The Issuer will pay interest on the due 2027 (the "2027 Notes"), \$750 million 5.849% Senior Secured Notes on January 15 due 2029 (the "2029 Notes") and July 15 of each year. Interest on the \$500 million 6.000% Senior Secured Notes will accrue due 2034 (the "2034 Notes").

The Company paid an underwriting discount of \$6.8 million on the New Notes being: 0.250% of the principal amount of the 2027 Notes, 0.350% of the principal amount of the 2029 Notes and 0.450% of the 2034 Notes. Further, the 2034 Notes were issued at a rate discount of 2.875% per annum, \$0.5 million (issued at 99.896% of par).

The proceeds from the Offering and borrowings made issuance were used to repay a portion of the senior secured term loan outstanding under the Senior Secured Credit Facilities together with cash on hand, were used and to (i) fund the cash consideration payable by ICON for the Merger, (ii) repay existing indebtedness of ICON and PRA and (iii) pay fees, costs and expenses related to the Merger, offering.

Interest on the Offering New Notes is payable on May 8 and November 8 of each year, having commenced on November 8, 2024. Unless previously redeemed, the 2027 Notes will mature on May 8, 2027, the 2029 Notes will mature on May 8, 2029 and the Senior Secured Credit Facilities. 2034 Notes will mature on May 8, 2034.

The Senior Secured New Notes are guaranteed on a senior secured basis by ICON and its direct existing and indirect future wholly owned subsidiaries, in each case that guarantee the obligations under our Senior Secured Credit Facilities, Facilities and the 2026 Notes. The Senior Secured New Notes are the senior secured by obligation of the Issuer and the Guarantors and rank equally in right of payment to all of the Issuer's and Guarantors' existing and future senior debt and senior in right of payment to all of the Issuer's and Guarantors' existing and future subordinated debt. The New Notes and the guarantees are secured on a lien on first-lien basis by substantially all of ICON's, the existing and future assets of the Issuer and the Guarantors that also secure the Issuer's and each of the subsidiary guarantor's assets (subject to certain exceptions), and the Senior Secured Notes have a first-priority lien on such assets, which rank pari passu with the liens securing Guarantors' obligations under the Senior Secured Credit Facilities and the 2026 Notes on a pari passu basis, subject to other permitted liens.

At any time prior to July 15, 2023, liens, and the Issuer could have redeemed all or part of liens on the collateral securing the New Notes rank equally in priority with the liens on the collateral securing borrowings and guarantees under the Senior Secured Credit Facilities, the 2026 Notes at a redemption price equal to 100% of the principal amount of the Senior Secured Notes plus an

applicable make whole premium and accrued and unpaid interest to, but not including the redemption date. At any time prior to July 15, 2023, the Issuer could have, with the proceeds of certain equity offerings, redeemed up to 40% of the aggregate principal amount of the Senior Secured Notes at a redemption price of 102.875% of the principal amount plus accrued and unpaid interest to, but not including, the date of redemption. In addition, at any time prior to July 15, 2023, the Issuer could have redeemed up to 10% per annum of the aggregate principal amount of the Senior Secured Notes at a redemption price of 103.000% of the aggregate principal amount thereof, plus accrued and unpaid interest, if any, to, but excluding, the date of redemption. Further, at any time on or after July 15, 2023 to July 14, 2024 the Issuer may redeem all or part of the Senior Secured Notes at a redemption price equal to 101.438% of the principal amount of the Senior Secured Notes plus accrued and unpaid interest to, but not including the redemption date. At any time on or after July 15, 2024 to July 14, 2025 the Issuer may redeem all or part of the Senior Secured Notes at a redemption price equal to 100.719% of the principal amount of the Senior Secured Notes plus accrued and unpaid interest to, but not including the redemption date

S&P and Moody's upgraded the instrument rating of the \$500 million senior secured notes from BB+ to BBB- and Baa3 to Ba1 in the fourth quarter of 2023.

The Indenture contains customary negative covenants, including, but not limited to, restrictions on the ability of ICON and its subsidiaries to merge and consolidate with other companies, incur indebtedness, grant liens or security interests on assets, pay dividends or make other restricted payments, sell or otherwise transfer assets or enter into transactions with affiliates. The Indenture contains customary events of default and remedies. As of December 8, 2023 ICON notified the holders of the Senior Secured Notes of the upgrade of the instrument rating to investment grade and the consequent suspension of certain of the covenants under the Indenture. The suspension of these covenants remains in place so long as the instrument remains at investment grade, future pari passu first lien indebtedness.

#### D. Exchange Controls

Irish exchange control regulations ceased to apply from and after December 31, 1992. Except as indicated below, there are no restrictions on non-residents of Ireland dealing in domestic securities, which includes shares or depository receipts of Irish companies. Except as indicated below, dividends and redemption proceeds also continue to be freely transferable to non-resident holders of such securities.

The Financial Transfers Act, 1992 gives power to the Minister for Finance of Ireland to make provision for the restriction of financial transfers between Ireland and other countries and persons. Financial transfers are broadly defined, and include all transfers which would be movements of capital or payments within the meaning of the treaties governing the European Communities. The acquisition or disposal of shares issued by an Irish incorporated company and associated payments may fall within this definition. In addition, dividends or payments on redemption or purchase of shares and payments on a liquidation of an Irish incorporated company would fall within this definition.

The Financial Transfers Act, 1992 prohibits financial transfers involving a number of persons, entities and bodies, which is subject to amendment on an ongoing, regular basis and currently includes, but is not limited to: certain persons, entities, bodies and activities in Belarus, Bosnia & Herzegovina, Burundi, Sudan, South Sudan, the Central African Republic, Libya, Lebanon, Mali, the Democratic People's Republic of Korea, Myanmar/Burma, Tunisia, Zimbabwe, Venezuela, Syrian Arab Republic, the Republic of Guinea-Bissau, Nicaragua, Democratic Republic of Congo, Iran, Ukraine and Russia; persons associated with the Taliban, ISIL (Da'esh) and Al-Qaeda, Turkey's unauthorized drilling activities in the Eastern Mediterranean, certain known terrorists and terrorist groups and countries that harbor certain terrorist groups, without the prior permission of the Central Bank of Ireland.

There are no restrictions under the Company's Constitution or under Irish Law that limit the right of non-residents or foreign owners to hold the Company's ordinary shares or vote at general meetings of the Company.

#### E. Taxation

The following discussion is based on existing Irish tax law, Irish court decisions and the practice of the Revenue Commissioners of Ireland, and the convention between the United States and Ireland for the Avoidance of Double Taxation and the Prevention of Fiscal Evasion with respect to taxes on income and capital gains (the "Treaty"). This discussion does not purport to deal with the tax consequences of owning the ordinary shares for all categories of investors, some of which may be subject to special rules. Prospective purchasers of ordinary shares are advised to consult their own tax advisors concerning the overall tax consequences arising in their own particular situations under Irish law. Each prospective investor should understand that future legislative, administrative and judicial changes could modify the tax consequences described below, possibly with retroactive effect.

As used herein, the term "U.S. Holder" means a beneficial owner of ordinary shares that (i) owns the ordinary shares as capital assets; (ii) for U.S. federal income tax purposes, is an individual who is a U.S. citizen or resident, a U.S. corporation, an estate the income of which is subject to U.S. federal income taxation regardless of its source or a trust that (x) meets the following two tests: (A) a U.S. court is able to exercise primary supervision over the administration of the trust, and (B) one or more U.S. persons have the authority to control all substantial decisions of the trust, or (y) has elected to be treated as a U.S. person for federal income tax purposes; and for the purpose of the discussion under Irish Taxation of U.S. Holders (A) is not a resident of, or ordinarily resident in, Ireland for the purposes of Irish tax; and (B) is not engaged in trade or business in Ireland through a permanent establishment.

AS USED HEREIN, REFERENCES TO THE ORDINARY SHARES SHALL INCLUDE SHARES HELD IN THE ACCOUNTS OF PARTICIPANTS THROUGH THE DEPOSITARY TRUST COMPANY ("THE DTC").

#### Irish Taxation

##### *Irish corporation tax on income*

ICON is a public limited company incorporated and resident for tax purposes in Ireland by virtue of its place of central management and control being in Ireland.

Companies which are resident in the Republic of Ireland ("Ireland") are subject to Irish corporation tax on their total profits (wherever arising and, generally, whether or not remitted to Ireland). The question of residence, by virtue of management and control, is essentially one of fact. It is the present intention of the Company's management to continue to manage and control the Company from Ireland, so that the Company will continue to be resident in Ireland.

The standard rate of Irish corporation tax on trading income (with certain exceptions) is currently 12.5%. Corporation tax is charged at the rate of 25% on a company's non-trading income and certain types of trading income not eligible for the lower rate of 12.5% referred to above. An Irish Qualifying Domestic Top-up tax ("QDTT") and Income Inclusion rule ("IIR"), applying to businesses with consolidated group revenues of €750m or more in at least two of the four preceding fiscal years, has been enacted with effect in force from 1 January 2024, providing for a minimum effective tax rate of 15% on Irish profits (QDTT) and a top up to a minimum of 15% on overseas profits of subsidiaries, if applicable (IIR).

A research and development tax credit is available in Ireland where an Irish resident company incurs qualifying expenditure on research and development activities. Qualifying expenditure incurred in accounting periods commencing on or before 31 December 2023 1 January 2024 results in a tax credit of 25% 30% of that expenditure. For accounting period commencing on or after 1 January 2024, the tax credit will be increased to 30%.



Capital gains arising to an Irish resident company are liable to tax at 33%. However, a capital gains tax exemption is available in Ireland for qualifying Irish resident companies in respect of disposals of certain qualifying shareholdings.

The exemption from capital gains tax on the disposal of shares by an Irish resident company will apply where certain conditions are met. These conditions principally are:

- The company claiming the exemption must hold (directly or indirectly) at least 5% of the ordinary share capital of the company in which the interest is being disposed of, throughout a continuous period of at least 12 months, in the two-year period prior to disposal;
- The shares being disposed of must be in a company, which at the date of disposal, is resident in a Member State of the European Communities or in a country with which Ireland has signed or made specific arrangements to sign a double tax agreement (together a "Relevant Territory");
- The shares must be in a company which is primarily a trading company or the company making the disposal together with its "5% plus subsidiaries" should be primarily a trading group; and
- The shares must not derive the greater part of their value from land or mineral rights in Ireland.

Unless specifically exempted, all dividends paid by the Company, will be subject to Irish withholding tax. The current rate for dividend withholding tax is 25%.

An individual shareholder who is neither resident nor ordinarily resident for tax purposes in Ireland but is resident in a country with which Ireland has a double tax treaty (which includes the U.S.), or in a member state of the European Communities, other than Ireland (together, a Relevant Territory), will be exempt from withholding tax provided he or she makes the requisite declaration.

Irish resident corporate shareholders will be exempt from withholding tax. Where the shareholding held by the recipient company, in the company paying the dividend is not 51% or greater, a declaration must be made to avail of the exemption.

Non-Irish resident corporate shareholders will be exempt from withholding tax on the production of the appropriate certificates and declarations where they:

- are resident in a Relevant Territory and are not controlled (directly or indirectly) by Irish residents;
- are ultimately controlled (directly or indirectly) by residents of a Relevant Territory;
- have the principal class of their shares, or shares of a 75% parent, substantially and regularly traded on one or more recognized stock exchanges in a Relevant Territory (including Ireland) or Territories; or
- are wholly owned by two or more companies, each of whose principal class of shares is substantially and regularly traded on one or more recognized stock exchanges in a Relevant Territory (including Ireland) or Territories.

U.S. holders of ordinary shares should note, however, that detailed documentation requirements may need to be complied with. Special arrangements are available in the case of an interest in shares held in Irish companies through a depositary or in accounts of participants through the DTC. In certain cases, the depositary or the DTC can receive and pass on a dividend from an Irish company without deducting withholding tax, provided the depositary or the DTC is a qualifying intermediary, and provided the person beneficially entitled to the distribution would meet the same conditions outlined above for the withholding tax exemption to apply and has provided the qualifying intermediary with the appropriate declarations. The depositary or the DTC shall be regarded as a qualifying intermediary provided the following conditions are met:

- the depositary or the DTC is resident in a Relevant Territory;
- the depositary or the DTC have entered into a qualifying intermediary agreement with the Irish tax authorities (Irish Revenue Commissioners); and
- the depositary or the DTC have been authorized by the Irish Revenue Commissioners as a qualifying intermediary and such authorization has not expired or been revoked.

#### *Irish income tax on dividends*

Irish resident or ordinarily resident shareholders will generally be liable to Irish income tax on dividend income at their marginal rate of income tax. This income may also be liable to Pay Related Social Insurance ("PRSI") of up to ~~4%~~ **4.1%** (**4.2% from 1 October 2025**) and the Universal Social Charge ("USC") of up to 11% (up to ~~15%~~ **15.1%** in total).

Under certain circumstances, non-Irish resident shareholders will be subject to Irish income tax on dividend income. Where withholding tax of 25% has been deducted, this will fully satisfy the non-Irish resident shareholder's tax liability. No PRSI or USC should apply in these circumstances.

However, a non-Irish resident shareholder will not have an Irish income tax liability on dividends from the Company if the holder is neither resident nor ordinarily resident in Ireland and the holder is:

- an individual resident in a Relevant Territory;
- a corporation that is ultimately controlled by person(s) resident in a Relevant Territory;
- a corporation whose principal class of shares (or its 75% or greater parent's principal class of shares) is substantially and regularly traded on a recognized stock exchange in an EU country or in a Relevant Territory;

- a corporation resident in another EU member state or in a Relevant Territory, which is not controlled directly or indirectly by Irish residents; or
- a corporation that is wholly owned by two or more corporations each of whose principal class of shares is substantially and regularly traded on a recognized stock exchange in an EU country or in a Relevant Territory.

U.S. Holders who do not qualify for the above income tax exemption may be able to obtain treaty benefits under the Treaty.

#### *Irish domicile levy*

Certain non-Irish resident individuals that are domiciled in Ireland will be subject to an annual levy of €200,000 if the market value of their Irish-located property on 31 December exceeds €5,000,000, their worldwide annual income exceeds €1,000,000 and their liability to Irish income tax in that year is less than €200,000.

#### *Irish capital gains tax on disposal of shares*

Irish resident or ordinarily resident shareholders will be liable to capital gains tax at 33% on gains arising from the disposal or part disposal of their shareholding.

A person who is not resident or ordinarily resident in Ireland, who has not been an Irish resident within the past five years and who does not carry on a trade in Ireland through a branch or agency will not be subject to Irish capital gains tax on the disposal of ordinary shares or shares held in accounts of participants through the DTC, so long as the shares do not derive the greater part of their value from Irish land or mineral rights.

There are provisions to subject a person who disposes of an interest in a company while temporarily being a non-Irish resident, to Irish capital gains tax. This treatment will apply to Irish domiciled individuals:

- who cease to be an Irish resident;
- who beneficially own the relevant assets when they cease to be a resident;
- if there are not more than 5 years of assessment between the last year of Irish tax residence prior to becoming temporarily non-resident and the tax year that he/she resumes Irish tax residency;
- who dispose of the relevant assets during this temporary non-residence; and
- the interest disposed of represents 5% or greater of the issued share capital of the company or is worth at least €500,000.

In these circumstances the person will be deemed, for Irish capital gains tax purposes, to have sold and immediately reacquired the interest in the company on the date of his or her departure and will be subject to tax at 33% of the taxable gain.

#### *Irish capital acquisitions tax*

Irish capital acquisitions tax (referred to as CAT) applies to gifts and inheritances. Subject to certain tax-free thresholds, gifts and inheritances are liable to tax at 33%.

Where a gift or inheritance is taken under a disposition made after December 1, 1999 it will be within the charge to CAT:

- to the extent that the property of which the gift or inheritance consists is situated in Ireland at the date of the gift or inheritance;
- where the person making the gift or inheritance is or was resident or ordinarily resident in Ireland at the date of the disposition under which the gift or inheritance is taken;
- in the case of a gift taken under a discretionary trust where the person from whom the gift is taken was resident or ordinarily resident in Ireland at the date he/she made the settlement, or at the date of the gift or, if he/she is dead at the date of the gift, at the date of his/her death; or
- where the person receiving the gift or inheritance is resident or ordinarily resident in Ireland at the date of the gift or inheritance.

For these purposes a non-Irish domiciled individual will not be regarded as resident or ordinarily resident in the Republic of Ireland on a particular date unless they are resident or ordinarily resident in Ireland on that date and have been resident for the 5 consecutive tax years immediately preceding the year of assessment in which the date falls.

The person who receives the gift or inheritance ("the beneficiary") is primarily liable for CAT. In the case of an inheritance, where a beneficiary and personal representative of the deceased are both non-residents, a solicitor must be appointed to be responsible for paying inheritance tax. Taxable gifts or inheritances received by an individual since December 5, 1991 from donors in the same threshold class are aggregated and only the excess over a specified tax-free threshold is taxed. The tax-free threshold is dependent on the relationship between the donor and the beneficiary and the aggregation since December 5, 1991 of all previous gifts and inheritances, within the same tax threshold.

The tax-free threshold amounts that apply are:

- €16,250 20,000 in the case of persons who are not related to one another;

- €32,500 40,000 in the case of gifts or inheritances received from inter alia a brother or sister or from a brother or sister of a parent or from a grandparent; and
- €335,000 400,000 in the case of gifts and inheritances received by a child from a parent (or by a minor child of a deceased child of a grandparent) and specified inheritances received by a parent from a child for gifts or inheritances taken on or after October 9, 2019.

Gifts and inheritances passing between spouses are exempt from CAT.

A gift or inheritance of the ordinary shares or American Depositary Shares (ADSs) in the Company will be within the charge to CAT, notwithstanding that the person from whom or by whom the gift or inheritance is received is domiciled or resident outside Ireland.

The Estate Tax Convention between Ireland and the United States generally provides for CAT paid on inheritances in Ireland to be credited against Federal Estate tax payable in the U.S. and for tax paid in the U.S. to be credited against tax payable in Ireland, based on priority rules set forth in the Estate Tax Convention. The Estate Tax Convention does not apply to CAT paid on gifts.

#### *Irish stamp duty*

Irish stamp duty, which is a tax on certain documents, is payable on all transfers of ordinary shares (other than between spouses) whenever a document of transfer is executed. Where the transfer is attributable to a sale of shares, stamp duty will be charged at a rate of 1%, rounded to the nearest euro. The stamp duty is calculated on the amount or value of the consideration (i.e.

(i.e. purchase price) or, if the transfer is by way of a gift (subject to certain exceptions) or for consideration less than the market value, on the market value of the shares. Where the consideration for the sale is expressed in a currency other than euro, the duty will be charged on the euro equivalent calculated at the rate of exchange prevailing on the date of the transfer.

Transfers through the DTC of book entry interests in shares are not subject to Irish stamp duty.

A transfer of ordinary shares by a shareholder to a depositary or custodian for deposit and a transfer of ordinary shares from the depositary or the custodian for the purposes of the withdrawal of the underlying ordinary shares in accordance with the terms of a deposit agreement will be subject to stamp duty at the 1% rate if the transfer relates to a sale, a contemplated sale, a gift or any other change in the beneficial ownership of such ordinary shares. However, transfers of ordinary shares into or out of the DTC are not subject to Irish stamp duty where no change in beneficial ownership of the shares has occurred and provided a contract for sale in respect of the transferring shares is not in place.

The person accountable for payment of stamp duty is normally the transferee or, in the case of a transfer by way of gift, or for a consideration less than the market value, all parties to the transfer.

Transfers of ordinary shares between associated companies (broadly, companies within a 90% group relationship and subject to the satisfaction of certain conditions) are exempt from stamp duty in Ireland. In the case of transfers of ordinary shares where no beneficial interest passes (e.g. a transfer of shares from a beneficial owner to his nominee), no stamp duty arises.

No stamp duty shall arise on the transfer of ordinary shares where the consideration for the transfer does not exceed €1,000, provided the instrument contains a statement certifying that the transaction does not form part of a larger transaction or a series of larger transactions, in respect of which the amount of the total consideration attributable to the shares would exceed €1,000.

#### **F. Dividends and paying agents**

Not applicable.

#### **G. Statement by experts**

Not applicable.

#### **H. Documents on Display**

We are subject to the informational requirements of the Securities Exchange Act of 1934, as amended, (the "Exchange Act") and file reports and other information with the SEC. The SEC maintains a website that contains reports, proxy and information statements and other information regarding registrants that file electronically with the SEC at <http://www.sec.gov>.

We "incorporate by reference" information that we file with the SEC, which means that we can disclose important information to you by referring you to those documents. The information incorporated by reference is an important part of this report and more recent information automatically updates and supersedes more dated information contained or incorporated by reference in this report. Our SEC file number for Exchange Act reports is 333-08704.

As a foreign private issuer, we are exempt from certain rules under the Exchange Act, including prescribing the furnishing and content of proxy statements to **shareholders**.

**shareholders and our officers, Directors and principal shareholders are exempt from the reporting and short swing profit recovery provisions contained in Section 16 of the Exchange Act.**

We will provide without charge to each person, including any beneficial owner, on the written or oral request of such person, a copy of any or all documents referred to above which have been or may be incorporated by reference in this report (not including exhibits to such incorporated information that are not specifically incorporated by reference into such information). Requests for such copies should be directed to us at the following address: ICON plc, South County Business Park, Leopardstown, Dublin 18, Ireland, D18 X5R3 Attention: Corporate Governance, email: [corporate.governance@iconplc.com](mailto:corporate.governance@iconplc.com).

#### **I. Subsidiary Information**

Not applicable.

## J. Annual Report to Security Holders

ICON is required to provide an annual report to security holders in response to the requirements of Form 6-K and will submit the annual report in electronic format.

### Exemptions From Corporate Governance Listing Requirements Under the NASDAQ Marketplace Rules

NASDAQ may provide exemptions from certain NASDAQ corporate governance standards to a foreign private issuer if, among other reasons those standards are contrary to a law, rule or regulation of a public authority exercising jurisdiction over such issuer or contrary to generally accepted business practices in the issuer's home country of domicile, provided, that, the foreign private issuer properly notifies NASDAQ and makes the required disclosure except to the extent that such exemptions would be contrary to United States federal securities laws.

The exemptions that the Company relies on, and the practices the Company adheres to, are as follows:

- The Company is exempt from provisions set forth in NASDAQ Rule 5620(c), which requires each issuer (other than limited partnerships) to provide for a quorum in its by-laws for any meeting of the holders of common stock, which shall in no case be less than 33.33% of the outstanding shares of the issuer's common voting stock. The Company's Constitution requires that only 3 members be present, in person or by proxy, at a shareholder meeting to constitute a quorum. This quorum requirement is in accordance with Irish law and generally accepted business practices in Ireland.
- The Company is exempt from provisions set forth in NASDAQ Rule 5635(c) which requires (other than for certain specified exceptions) shareholder approval prior to the establishment or material amendment of a stock option or purchase plan or other equity compensation arrangement made or materially amended, pursuant to which stock may be acquired by officers, Directors, employees or consultants. Irish law does not require shareholder approval with respect to equity compensation arrangements. Accordingly, the 2019 Consultants and Directors Restricted Share Unit Plan, the 2013 Employees Restricted Share Unit Plan and the amendments to the Employee Share Option Plan 2008 and Consultants Share Option Plan 2008 were adopted by the Board of Directors without shareholder approval.
- The Company is exempt from provisions set forth in NASDAQ Rule 5605(b)(2), which requires independent Directors to hold regularly scheduled meetings at which only independent Directors are present. Irish law does not require independent Directors to hold regularly scheduled meetings at which only independent Directors are present. The Company holds regularly scheduled meetings which all of the Directors may attend and the Lead Independent Director may call meetings of the independent Directors and non-employee Directors of the Board, as appropriate, in accordance with the Lead Independent Director Charter.

### Item 11. Quantitative and Qualitative Disclosures about Market Risk.

The principal market risks (i.e. risk of loss arising from adverse changes in market rates and prices) to which we are exposed include foreign currency risk and interest rate risk.

#### Foreign Currency Exchange Risk

We are subject to a number of foreign currency risks given the global nature of our operations. The principal foreign currency risks to which the business is subject to includes both foreign currency translation risk and foreign currency transaction risk.

Although domiciled in Ireland, we report our results in U.S. dollars. As a consequence, the results of our non-U.S. based operations, when translated into U.S. dollars, could be affected by fluctuations in exchange rates between the U.S. dollar and the currencies of those operations.

We are also subject to foreign currency transaction exposures as the currency in which our contracts are priced can be different from the currencies in which costs relating to those contracts are incurred. Our operations in the United States are not materially exposed to such currency differences as the majority of revenues and costs are in U.S. dollars. However, outside the United States the multinational nature of our activities means that contracts may be priced in a single currency, most often U.S. dollars, or euro, while costs arise in a number of currencies, depending, among other things, on which of our offices provide staff for the contract and the location of investigator sites. Although many such contracts benefit from some degree of natural hedging due to the matching of contract revenues and costs in the same currency, where costs are incurred in currencies other than those in which contracts are priced, fluctuations in the relative value of those currencies could have a material effect on our results of operations. We regularly review our foreign currency exposures and enter into forward currency contracts to manage our exposure. We had no open foreign currency contracts at **December 31, 2023** **December 31, 2024**.

The following significant exchange rates applied during the year:

Average Rate		Average Rate		Closing Rate	Average Rate	Closing Rate
		2023	2022	2023	2022	
		2024	2023	2024	2023	
Euro:USD	Euro:USD	1.0854	1.0795	1.0354	1.1039	
Pound Sterling:USD	Pound Sterling:USD	1.2809	1.2382	1.2516	1.2731	

#### Interest Rate Risk

We are exposed to interest rate risk in respect of our cash and cash equivalents and available for sale investments. Our treasury function actively manages our available cash resources and invests surplus cash balances to ensure optimum returns for the Company. Financial instruments are classified either as cash and cash equivalents or available for sale investments depending upon the maturity of the related investment. Funds may be invested in the form of floating rate notes and medium term minimum "A-" rated corporate securities. We may be subject to interest rate risk in respect of interest rate changes on amounts invested. Interest rate risk is managed by monitoring the composition of the Company's investment portfolio on an ongoing basis having regard to current market interest rates and future trends.

Because As the Company has variable rate debt, fluctuations in interest rates affect our business. We attempt do not hedge our variable rate debt and therefore, may incur higher interest costs on any unhedged debt. Previously, we attempted to minimize interest rate risk and lower our overall borrowing costs through the utilization of interest rate cap caps and an interest rate swap derivative agreements. We have entered into certain

During the year, the Company's exposure to interest rate cap fluctuations significantly reduced with the voluntary and mandatory repayments of the senior secured term loan facility (refer to note 13. Bank credit lines, loan facilities and notes). Given this reduction and the repricing of the Senior Secured Credit facilities, the Company closed the 2022 Caps and 2022 Swap agreements.

At December 31, 2024, 73% of the Company's outstanding debt was at a fixed interest rate swap agreements with three financial institutions with respect to a portion of our outstanding debt. Accordingly, any change in market value associated with these agreements is offset by the opposite market impact on the portion of the debt covered by such agreements. As December 31, 2023, we have interest rate cap agreements with a notional value of \$1.6 billion (December 31, 2023; to minimize interest rate risk on approximately \$3.3 billion of variable rate indebtedness 13%). Because we do not attempt to hedge all of our variable rate debt, we may incur higher interest costs for the portions of our unhedged debt.

We regularly evaluate our debt arrangements, as well as market conditions, and we will explore the opportunity to modify our existing arrangements or pursue additional financing arrangements that may result in the issuance of new debt securities by us or our affiliates.

The sensitivity analysis below represents the hypothetical change in the net interest payable of a 1% movement in market interest rates.

Interest for the year ended December 31, 2023 (in thousands)	Interest Change 1% increase in market interest rate (in thousands)	Interest Change 1% decrease in market interest rate (in thousands)
	Interest Change 1% increase in market interest rate (in thousands)	Interest Change 1% decrease in market interest rate (in thousands)
Interest for the year ended December 31, 2024 (in thousands)		
Interest income		
Interest expense*		

\*5% At December 31, 2024, 73% of the interest costs fixed due to high yield bond issuance. \$16.4 our 2026 Notes and New Notes. \$23.5 million of merger related financing fees have been allocated to interest cost which are not impacted by a change in interest rate.

Item 12. Description of Securities Other than Equity Securities.

Not applicable.

Part II

Item 13. Defaults, Dividend Arrearages and Delinquencies.

None.

Item 14. Material Modifications to the Rights of Security Holders and Use of Proceeds.

None.

Item 15. Controls and Procedures.

A. Disclosure controls and procedures

An evaluation was carried out under the supervision and with the participation of the Company's management, including the Chief Executive Officer (CEO) and the Chief Financial Officer (CFO), of the effectiveness of our disclosure controls and procedures as at December 31, 2023 December 31, 2024. Based on that evaluation, the CEO and CFO have concluded that the Company's disclosure controls and procedures are effective to ensure that information required to be disclosed by the Company in reports that it files or submits under the Securities Exchange Act of 1934 is recorded, processed, summarized and reported within the time periods specified in Securities and Exchange Commission rules and forms. Disclosure controls and procedures include, without limitation, controls and procedures designed to ensure that information required to be disclosed by the Company in the reports that it files or submits under the Securities Exchange Act of 1934 is accumulated and communicated to the Company's management, including its principal executive and principal financial officers, or persons performing similar functions, as appropriate to allow timely decisions regarding required disclosure.

B. Management's Annual Report on Internal Accounting Control over Financial Reporting

Reference is made to page 98 of this Form 20-F.

C. Attestation Report of Independent Registered Public Accounting Firm

Reference is made to page 101 of this Form 20-F.

#### D. Changes in Internal Controls over Financial Reporting

There were no changes in our internal controls over financial reporting during the period covered by this Form 20-F that have materially affected or are reasonably likely to materially affect our internal controls over financial reporting.

Item 16. *Reserved.*

#### Item 16A. Audit Committee Financial Expert

Mr. Rónán Murphy acts as the Audit Committee financial expert serving on our Audit Committee and Board of Directors. The Board has determined that Mr. Murphy is independent.

#### Item 16B. Code of Ethical Conduct

Our Global Code of Ethical Conduct applies to all officers, directors (including a non-executive director when carrying out their duties as a director of ICON plc), and employees of ICON plc, its subsidiaries and branches. There are no waivers from the provisions of the Code of Ethical Conduct that are required to be disclosed. This Code of Ethical Conduct is available on our website at: <https://investor.iconplc.com/corporate-governance/governance-documents>.

#### Item 16C. Principal Accountant Fees and Services

Our principal accountants for the years ended December 31, 2023 December 31, 2024 and December 31, 2022 December 31, 2023 were KPMG, Dublin, Ireland (Audit firm ID: 1116). The table below summarizes the fees for professional services rendered by KPMG for the audit of our annual financial statements for the years ended December 31, 2023 December 31, 2024 and December 31, 2022 December 31, 2023 and fees billed for other services rendered by KPMG.

	Year Ended			
	December 31, 2023		December 31, 2022	
	(in thousands)	% of total	(in thousands)	% of total
Audit fees (1)	\$ 3,818	63.7 %	\$ 4,680	47.1 %
Audit related fees (2)	100	1.7 %	34	0.4 %
Tax compliance and the preparation of tax returns and refund claims	931	15.5 %	320	3.2 %
Total audit, audit related and tax compliance fees	4,849	80.9 %	5,034	50.7 %
Other tax planning and consulting services (3)	249	4.1 %	1,179	11.9 %
Tax advice relating to integration of ICON and PRA (4)	897	15.0 %	3,720	37.4 %
Total non-audit service fees	\$ 1,146	19.1 %	\$ 4,899	49.3 %
<b>Total fees</b>	<b>\$ 5,995</b>	<b>100.0 %</b>	<b>\$ 9,933</b>	<b>100.0 %</b>

	Year Ended			
	December 31, 2024		December 31, 2023	
	(in thousands)	% of total	(in thousands)	% of total
Audit fees <sup>1</sup>	\$ 3,647	44.1 %	\$ 3,818	63.7 %
Audit related fees <sup>2</sup>	517	6.3 %	100	1.7 %
Tax compliance and the preparation of tax returns	756	9.1 %	931	15.5 %
Total audit, audit related and tax compliance fees	4,920	59.5 %	4,849	80.9 %
Other tax planning and consulting services <sup>3</sup>	2,114	25.6 %	249	4.1 %
Tax advice relating to integration of ICON and PRA <sup>4</sup>	1,036	12.5 %	897	15.0 %
Other fees <sup>5</sup>	193	2.4 %	—	— %
Total non-audit service fees	\$ 3,343	40.5 %	\$ 1,146	19.1 %
<b>Total fees</b>	<b>\$ 8,263</b>	<b>100.0 %</b>	<b>\$ 5,995</b>	<b>100.0 %</b>

(1) <sup>1</sup>Audit fees include annual audit and quarterly review fees for the Company and its subsidiaries. subsidiaries and services provided in connection with statutory and regulatory filings.

(2) <sup>2</sup>Audit related fees principally consist of fees for assurance and related services, such as financial due diligence services, fees for the audit of employee benefit plans and fees for pension reviews.

(3) Other tax planning and consulting services represents services across a number of areas including in relation to the Group's financing facilities and other ad hoc tax advisory and planning.

(4) Tax advice relating to the integration of ICON and PRA are fees directly related to the Merger and subsequent including integration of PRA business activities and are not expected to recur in future periods. These fees directly related to tax advice on the steps required to integrate and eliminate elimination of legal entities of PRA and ICON following the merger. The fees also included detailed transfer pricing advice on business model integration. entities.

Other fees primarily consist of permissible services in relation to environment, social and governance reporting advice. There were no other fees billed to the company in the "all other" other fees" category in during the years year ended December 31, 2023 and December 31, 2022.

The Audit Committee pre-approves all audit and non-audit services provided to the Company by its auditors.

#### Item 16D. Exemptions from the Listing Standards for Audit Committees

Not applicable.

#### Item 16E. Purchases of Equity Securities by the Issuer and Affiliated Purchasers

On February 20, 2024, the Company's Board of Directors authorized a new buyback program of up to \$500.0 million of the outstanding ordinary shares of the Company. On October 22, 2024, the Company's Board of Directors authorized an additional buyback program of up to \$250.0 million of the outstanding ordinary shares of the Company.

In the year ended December 31, 2024, 2,179,699 ordinary shares were redeemed by the Company at an average price of \$229.39 per share for a total consideration of \$500.0 million.

As of December 31, 2024, the Company had remaining authorization to repurchase up to \$250.0 million of ordinary shares under the Repurchase Program.

	Total number of shares purchased	Average price paid per share	Total number of shares purchased as part of publicly announced program	Approximate dollar value of shares that may yet be purchased under the program (in millions)
September 09/18/2024 - 09/25/2024	337,070	\$296.67	337,070	\$400.0
October 10/28/2024 - 10/31/2024	409,512	\$228.57	409,512	\$556.4
November 11/01/2024 - 11/07/2024	479,524	\$221.87	479,524	\$450.0
December 12/02/2024 - 12/19/2024	953,593	\$209.73	953,593	\$250.0
	2,179,699	\$229.39	2,179,699	

On February 18, 2025, the Company's Board of Directors authorized an additional buyback program of up to \$750.0 million of the outstanding ordinary shares of the Company. Along with unutilized amounts under the previous authorizations, this permits the Company to repurchase up to \$1 billion worth of ordinary shares.

No ordinary shares were redeemed by the Company during the year ended December 31, 2023.

In the year ended December 31, 2022, 420,530 ordinary shares were redeemed by the Company at an average price of \$237.75 per share for a total consideration of \$100.0 million.

A resolution was passed at the Company's Annual General Meeting ("AGM") on July 23, 2024, which renewed the authorization for the Directors to purchase (buyback) up to 10% of the outstanding shares in the Company. All ordinary shares that were redeemed repurchased under the repurchase buyback program were canceled in accordance with the constitutional documents constitution of the Company and the nominal value of these shares transferred to an other undenominated capital fund as required under by Irish Company law.

Under the repurchase programs, a broker purchased the Company's shares from time to time on the open market or in privately negotiated transactions in accordance with agreed terms and limitations. The programs are designed to allow share repurchases during periods when the Company would ordinarily not be permitted to do so because it may be in possession of material non-public or price-sensitive information, applicable insider trading laws or self-imposed trading blackout periods. The Company's instructions to the broker were irrevocable and the trading decisions in respect of the repurchase programs were made independently of and uninfluenced by the Company. The Company confirms that on entering the share repurchase plans it had no material non-public, price-sensitive or inside information regarding the Company or its securities. Furthermore, the Company will not enter into additional plans whilst in possession of such information. The timing and actual number of shares acquired by way of the redemption will be dependent on market conditions, legal and regulatory requirements and the other terms and limitations contained in the programs. In addition, acquisitions under the programs may be suspended or discontinued in certain circumstances in accordance with the agreed terms. Therefore, there can be no assurance as to the timing or number of shares that may be acquired under the programs.

#### Item 16F. Changes in Registrant's Certifying Accountant

While there has been no change yet in our certifying accountant, in 2023, the Audit Committee of the Company engaged in a competitive audit tender process for the position of statutory auditor. Based on the results of this process, the Audit Committee is recommending that Ernst & Young be appointed as statutory auditors and independent registered public accounting firm to the Company in respect of the financial year ending December 31, 2025. Ernst & Young's appointment will be subject to the passing of an ordinary resolution confirming the appointment at the Company's 2025 Annual General Meeting.

KPMG, our current independent registered public accounting firm, who will audit have audited the financial statements as presented in this Form 20-F are expected to resign shortly after the filing of our Form 20-F, other than for purposes of auditing financial statements as presented under local accounting standards for the year ending December 31, 2024, is expected to after which they will resign shortly after completion of the audit of the Company's financial statements for the year ending December 31, 2024. all purposes.



During the two fiscal years ended **December 31, 2023** **December 31, 2024** and **December 31, 2022** **December 31, 2023** and any subsequent interim period there were: (1) no disagreements with KPMG on any matter of accounting principles or **practices, practices**, financial statement disclosure, or auditing scope or procedures, which disagreements if not resolved to their satisfaction would have caused them to make reference in connection with their opinion to the subject matter of the disagreement, and (2) no reportable events as defined under Item 16F(a)(1)(v).

The audit reports of KPMG on the financial statements of the Company as of and for the years ended **December 31, 2023** **December 31, 2024** and **2022** **December 31, 2023** did not contain any adverse opinion or disclaimer of opinion, nor were they qualified or modified as to uncertainty, audit scope or accounting principles.

The Company requested that KPMG furnish it with a letter addressed to the SEC stating whether or not it agrees with the above statements. A copy of such letter, dated **February 23, 2024** **February 21, 2025** is filed as Exhibit 16.1 to this annual report.

#### Item 16G. Corporate Governance

See Item 10 "Exemptions from Corporate Governance Listing Requirements under the NASDAQ Marketplace Rules".

#### Item 16H. Mine Safety Disclosure

Not applicable.

#### Item 16I. Disclosure Regarding Foreign Jurisdictions that Prevent Inspections

Not applicable.

#### Item 16J. Insider Trading Policies

**Not applicable.**

**ICON has a Share Trading Policy (the "Share Trading Policy"), which, among other things, governs the purchase, sale and other dispositions of ICON's securities by our Directors, officers and employees. Our Share Trading Policy aims to promote compliance with applicable insider trading laws, rules and regulations, and the NASDAQ listing standards. A copy of our Share Trading Policy is filed as Exhibit 11.1 to this annual report.**

#### Item 16K. Cybersecurity

ICON has a cybersecurity strategy and program designed to protect our information systems and data from an evolving cyber threat landscape. The cybersecurity program, overseen by the Chief Information Officer (CIO), has the support of executive leadership and the Board, and we have invested heavily in cybersecurity technologies to protect our environment.

The Chief Information Officer (CIO), who reports to the CEO, has oversight responsibility for the cybersecurity strategy and program and has over a decade experience leading cybersecurity oversight. The Vice President of Cyber & Information Security reports to the CIO and is responsible for the delivery of the cyber and information security strategy. The Vice President of Cyber & Information Security as well as the overall security team have many years' experience and are all appropriately qualified. ICON's cybersecurity processes are integrated into ICON's overall risk management processes which are monitored by ICON's executive leadership team and reported to the Board. The Chief Information Officer provides cybersecurity updates to the Board on a quarterly basis.

The underlying controls of the cyber risk management program are based on recognized best practices and standards for cybersecurity and information technology, including the National Institute of Standards and Technology ("NIST") Cybersecurity Framework ("CSF") and the International Organization Standardization ("ISO") 27001 Information Security Management System Requirements. ICON has an enterprise-wide assessment, performed twice annually by a third party, of the Company's cyber risk management program against ISO 27001. We also conduct an annual independent maturity review with a third party which is based on the NIST cybersecurity framework. ICON also maintains the Cyber Essentials certification.

ICON has a dedicated Cybersecurity Operations Center that continuously monitors for threats and unauthorized access. The Cybersecurity Operations Center is staffed by appropriately qualified cyber and information security professionals. ICON has put in place controls and processes to inform and monitor the prevention, detection, mitigation, and remediation of cybersecurity incidents. These controls and procedures are designed to ensure prompt escalation of certain cybersecurity incidents so that decisions regarding public disclosure and reporting of such incidents can be made by executive management in a timely manner. The escalation processes are based on defined prioritization and severity assessment criteria.

ICON partners with leading cybersecurity experts and organizations, leveraging third-party technology and expertise. ICON engages with these partners to monitor and maintain the performance and effectiveness of products and services that are deployed in ICON's environment. We leverage the knowledge and expertise of external cybersecurity experts and vendors and employ an array of third-party tools to secure ICON's information infrastructure and protect systems and information from unauthorized access. We engage third-party services to conduct evaluations of our security controls, whether through penetration testing, independent audits or consulting on best practices to address new challenges. These evaluations include testing both the design and operational effectiveness of security controls.

ICON has training in place for all employees and contingent workers on information security and privacy practices so that they understand their responsibilities with respect to data security and privacy. Annual training includes topics such as data protection and IT security essentials. We also annually host cyber crisis response simulations with management and other employees to practice rapid cyber incident response. We work with our customers, peers and other partners within the wider healthcare, pharmaceutical and biotech communities to continuously share and receive cyber threat intelligence through various avenues, such as the Health-ISAC.

ICON has a Supplier Risk Management program which governs the use of approved suppliers within ICON. All suppliers must be on-boarded and approved for use in line with the Supplier Onboarding, Assessment and Management procedure. Security due diligence is conducted in line with industry good practice. As part of the onboarding assessment, the Information Security team uses an industry leading solution to risk profile of the supplier. This information is leveraged by the security team with the vendor during the assessment. In addition, we require our third-party providers to meet appropriate security requirements, controls and responsibilities and as applicable, we investigate security incidents that have impacted our third-party providers. We rely on the third-parties we use to implement security programs commensurate with their risk, and we cannot ensure in all circumstances that their efforts will be successful.

During an acquisition process, we conduct security and privacy due diligence and risk assessments, implement policies, deliver employee training, and securely integrate IT systems.

To date, no cyber-attacks have had a material impact on operations or financial reporting. For more information about the cybersecurity risks we face, please see Item **3D-3.D: Risk Factors, Factors.**

### Part III

#### Item 17. Financial Statements.

See **item Item 18.**

#### Item 18. Financial Statements.

The following consolidated financial statements of ICON plc and its subsidiaries, and the independent registered public accounting firm's report thereon, are included in Part III, Item 18 of this Annual Report:

	Page
<a href="#">Management's Report on Internal Control Over Financial Reporting</a>	<a href="#">98</a>
<a href="#">Reports of Independent Registered Public Accounting Firm</a>	<a href="#">99</a>
<a href="#">Consolidated Balance Sheets</a>	<a href="#">102</a>
<a href="#">Consolidated Statements of Operations</a>	<a href="#">103</a>
<a href="#">Consolidated Statements of Comprehensive Income</a>	<a href="#">104</a>
<a href="#">Consolidated Statements of Shareholders' Equity and Comprehensive Income</a>	<a href="#">105</a>
<a href="#">Consolidated Statements of Cash Flows</a>	<a href="#">105</a> <a href="#">106</a>
<a href="#">Notes to the Consolidated Financial Statements</a>	<a href="#">105</a> <a href="#">107</a>

#### Management's Report on Internal Control over Financial Reporting

Management is responsible for establishing and maintaining adequate internal control over financial reporting as defined in Rules 13a-15(f) and 15d-15(f) under the Securities Exchange Act of 1934.

The Company's internal control over financial reporting is a process designed by, or under the supervision of, the Company's executive and financial officers and effected by the Company's board of Directors, management and other personnel, to provide reasonable assurance regarding the reliability of financial reporting and the preparation of financial statements for external reporting purposes in accordance with generally accepted accounting principles.

A company's internal control over financial reporting includes those policies and procedures that (i) pertain to the maintenance of records that, in reasonable detail, fairly reflect the transactions and dispositions of the assets of the company; (ii) provide reasonable assurance that transactions are recorded as necessary to permit preparation of financial statements in accordance with generally accepted accounting principles, and that receipts and expenditures of the company are being made only in accordance with authorization of management and Directors of the company; and (iii) provide reasonable assurance regarding prevention or timely detection of unauthorized acquisition, use, or disposition of the company's assets that could have a material effect on the financial statements.

Because of the inherent limitation due to, for example, the potential for human error or circumvention of control, internal control over financial reporting may not prevent or detect misstatements. Also, projections of any evaluation of effectiveness to future periods are subject to the risk that controls may become inadequate because of changes in conditions, or that the degree of compliance with the policies or procedures may deteriorate.

Management assessed the effectiveness of the Company's *internal control over financial reporting* as of **December 31, 2023** **December 31, 2024**. In making this assessment, we used the criteria set forth by the Committee of Sponsoring Organizations of the Treadway Commission (COSO) in *Internal Control – Integrated Framework 2013*. Based upon the assessment performed, we determined that, as of **December 31, 2023** **December 31, 2024** the Company's internal control over financial reporting was effective. There have been no changes in the Company's internal control over financial reporting during **2023** **2024** that have materially affected, or are reasonably likely to affect materially, the Group's internal control over financial reporting.

KPMG, an independent registered public accounting firm, has audited the consolidated financial statements of ICON plc and subsidiaries as of and for the year ended **December 31, 2023** **December 31, 2024**, included herein, and has issued an audit report on the effectiveness of our internal control over financial reporting, which is included below.

#### REPORT OF INDEPENDENT REGISTERED PUBLIC ACCOUNTING FIRM

To the Shareholders and Board of Directors,

ICON plc:

*Opinion on the Consolidated Financial Statements*

We have audited the accompanying consolidated balance sheets of ICON plc and subsidiaries (the Company) as of **December 31, 2023** **December 31, 2024** and **2022**, **2023**, the related consolidated statements of operations, comprehensive income, shareholders' equity, **and comprehensive income**, and cash flows for each of the years in the three-year period ended **December 31, 2023** **December 31, 2024**, and the related notes (collectively, the consolidated financial statements). In our opinion, the consolidated financial statements present fairly, in all material respects, the financial position of

the Company as of December 31, 2023, December 31, 2024 and 2022, 2023, and the results of its operations and its cash flows for each of the years in the three-year period ended December 31, 2023, December 31, 2024, in conformity with U.S. generally accepted accounting principles.

We also have audited, in accordance with the standards of the Public Company Accounting Oversight Board (United States) (PCAOB), the Company's internal control over financial reporting as of December 31, 2023, December 31, 2024, based on criteria established in Internal Control – Integrated Framework (2013) issued by the Committee of Sponsoring Organizations of the Treadway Commission, and our report dated February 23, 2024, February 21, 2025 expressed an unqualified opinion on the effectiveness of the Company's internal control over financial reporting.

#### *Basis for Opinion*

These consolidated financial statements are the responsibility of the Company's management. Our responsibility is to express an opinion on these consolidated financial statements based on our audits. We are a public accounting firm registered with the PCAOB and are required to be independent with respect to the Company in accordance with the U.S. federal securities laws and the applicable rules and regulations of the Securities and Exchange Commission and the PCAOB.

We conducted our audits in accordance with the standards of the PCAOB. Those standards require that we plan and perform the audit to obtain reasonable assurance about whether the consolidated financial statements are free of material misstatement, whether due to error or fraud. Our audits included performing procedures to assess the risks of material misstatement of the consolidated financial statements, whether due to error or fraud, and performing procedures that respond to those risks. Such procedures included examining, on a test basis, evidence regarding the amounts and disclosures in the consolidated financial statements. Our audits also included evaluating the accounting principles used and significant estimates made by management, as well as evaluating the overall presentation of the consolidated financial statements. We believe that our audits provide a reasonable basis for our opinion, opinion.

#### *Critical Audit Matter*

The critical audit matter communicated below is a matter arising from the current period audit of the consolidated financial statements that was communicated or required to be communicated to the audit committee and that: (1) relate to accounts or disclosures that are material to the consolidated financial statements and (2) involved our especially challenging, subjective, or complex judgments. The communication of a critical audit matter does not alter in any way our opinion on the consolidated financial statements, taken as a whole, and we are not, by communicating the critical audit matter below, providing a separate opinion on the critical audit matter or on the accounts or disclosures to which it relates.

#### *Revenue recognition for clinical trial service contracts.*

As discussed in Note 3 to the consolidated financial statements, the Company recognized revenue revenue of \$8,120,176 US\$8,281,676 thousand for the year ended December 31, December 2023, 2024, a portion of which relates to clinical trial service revenue. As discussed in Note 2 to the consolidated financial statements, clinical trial service revenue is recognized over time, using an input measure, being total project costs (inclusive of third-party costs, principally pass-through/ reimbursable expenses) incurred at each reporting period as a percentage of forecasted total project costs, to measure progress towards satisfying the Company's performance obligation. The transaction price is based on the contract or latest change order value, adjusted to reflect the estimated realizable contract value.

We identified the evaluation of revenue recognition for clinical trial service revenue as a critical audit matter. Complex and subjective auditor judgment was required to evaluate the Company's estimate of total forecast project costs and the estimated realizable contract values.

The following are the primary procedures we performed to address this critical audit matter:

We evaluated the design and tested the operating effectiveness of certain internal controls related to the revenue process, including controls over total forecast project costs and estimated realizable contract values.

We tested the total forecast project costs and the realizable contract values for a selection of clinical trial service contracts, by evaluating:

- direct costs incurred, both during the year and cumulative over the life of the contracts. We tested the accuracy and completeness of the direct costs by comparing the amounts to source data
- third-party costs incurred, both during the year and cumulative over the life of the contracts. We tested the accuracy and completeness of the third-party costs incurred by comparing the costs to invoices received
- findings from interviews with operational personnel of the Company to assess progress to date, the estimate of remaining costs to be incurred and factors impacting the amount of time and costs to complete the selected contracts, including an understanding of the nature and complexity of the work to be performed
- correspondence of amendments to the scope or contract value, if any, between the Company and the customer for the selected contracts as part of our evaluation of contract progress
- quarterly movements in forecast project costs and project margins and investigating the reasons for those movements, and
- the reasonableness of the Company's adjustments from total contract value to arrive at realizable contract value. We confirmed total contract value with customers and compared the assumptions used to derive the adjustments from total contract value to realizable contract value to underlying records.

We also evaluated the Company's methods, assumptions and data used to accurately estimate total forecast project costs and realizable contract values, by comparing historical estimates developed at contract inception to actual results for a selection of clinical trial service contracts.

(signed) KPMG

We have served as the Company's auditor since 1990.

Dublin, Ireland

February 23, 2024

21, 2025

REPORT OF INDEPENDENT REGISTERED PUBLIC ACCOUNTING FIRM

To the Shareholders and Board of Directors

ICON plc:

Opinion on Internal Control Over Financial Reporting

We have audited ICON plc and subsidiaries' subsidiaries' (the Company) internal control over financial reporting as of December 31, 2023 December 31, 2024, based on criteria established in Internal Control – Integrated Framework (2013) issued by the Committee of Sponsoring Organizations of the Treadway Commission. In our opinion, the Company maintained, in all material respects, effective internal control over financial reporting as of December 31, 2023 December 31, 2024, based on criteria established in Internal Control – Integrated Framework (2013) issued by the Committee of Sponsoring Organizations of the Treadway Commission.

We also have audited, in accordance with the standards of the Public Company Accounting Oversight Board (United States) (PCAOB), the consolidated balance sheets of the Company as of December 31, 2023 December 31, 2024 and 2022, 2023, the related consolidated statements of operations, comprehensive income, shareholders' equity, and comprehensive income, and cash flows for each of the years in the three-year period ended December 31, 2023 December 31, 2024, and the related notes (collectively, the consolidated financial statements), and our report dated February 23, 2024 February 21, 2025, expressed an unqualified opinion on those consolidated financial statements.

Basis for Opinion

The Company's management is responsible for maintaining effective internal control over financial reporting and for its assessment of the effectiveness of internal control over financial reporting, included in the accompanying Management's Report on Internal Control over Financial Reporting. Our responsibility is to express an opinion on the Company's internal control over financial reporting based on our audit. We are a public accounting firm registered with the PCAOB and are required to be independent with respect to the Company in accordance with the U.S. federal securities laws and the applicable rules and regulations of the Securities and Exchange Commission and the PCAOB.

We conducted our audit in accordance with the standards of the PCAOB. Those standards require that we plan and perform the audit to obtain reasonable assurance about whether effective internal control over financial reporting was maintained in all material respects. Our audit of internal control over financial reporting included obtaining an understanding of internal control over financial reporting, assessing the risk that a material weakness exists, and testing and evaluating the design and operating effectiveness of internal control based on the assessed risk. Our audit also included performing such other procedures as we considered necessary in the circumstances. We believe that our audit provides a reasonable basis for our opinion.

Definition and Limitations of Internal Control Over Financial Reporting

A company's internal control over financial reporting is a process designed to provide reasonable assurance regarding the reliability of financial reporting and the preparation of financial statements for external purposes in accordance with generally accepted accounting principles. A company's internal control over financial reporting includes those policies and procedures that (1) pertain to the maintenance of records that, in reasonable detail, accurately and fairly reflect the transactions and dispositions of the assets of the company; (2) provide reasonable assurance that transactions are recorded as necessary to permit preparation of financial statements in accordance with generally accepted accounting principles, and that receipts and expenditures of the company are being made only in accordance with authorizations of management and directors of the company; and (3) provide reasonable assurance regarding prevention or timely detection of unauthorized acquisition, use, or disposition of the company's assets that could have a material effect on the financial statements.

Because of its inherent limitations, internal control over financial reporting may not prevent or detect misstatements. Also, projections of any evaluation of effectiveness to future periods are subject to the risk that controls may become inadequate because of changes in conditions, or that the degree of compliance with the policies or procedures may deteriorate.

(signed) KPMG

Dublin, Ireland

February 23, 2024 21, 2025

ICON plc CONSOLIDATED BALANCE SHEETS		
	December 31, 2024	December 31, 2023
ASSETS	ASSETS	(in thousands)
ASSETS		
ASSETS		
Current Assets:		
Current Assets:		
Current Assets:		
Current assets:		
Cash and cash equivalents		
Cash and cash equivalents		
Cash and cash equivalents		
Available for sale investments (Note 8a)		

Available for sale investments (Note 8a)
Available for sale investments (Note 8a)
Accounts receivable, net of allowance for credit losses (Note 4)
Accounts receivable, net of allowance for credit losses (Note 4)
Available for sale investments (Note 8)
Accounts receivable, net of allowance for credit losses (Note 4)
Unbilled revenue (Note 4)
Unbilled revenue (Note 4)
Unbilled revenue (Note 4)
Other receivables
Other receivables
Other receivables
Prepayments and other current assets
Prepayments and other current assets
Prepayments and other current assets
Income taxes receivable
Income taxes receivable
Income taxes receivable
Total current assets
Total current assets
Total current assets
Non-current Assets:
Non-current Assets:
Non-current Assets:
Non-current assets:
Non-current assets:
Non-current assets:
Property, plant and equipment, net (Note 9)
Property, plant and equipment, net (Note 9)
Property, plant and equipment, net (Note 9)
Goodwill (Note 10)
Goodwill (Note 10)
Goodwill (Note 10)
Intangible assets, net (Note 11)
Intangible assets, net (Note 11)
Intangible assets, net (Note 11)
Operating right-of-use assets (Note 15)
Operating right-of-use assets (Note 15)
Operating right-of-use assets (Note 15)
Other receivables
Other receivables
Other receivables
Income taxes receivable
Income taxes receivable
Income taxes receivable
Deferred tax asset (Note 20)
Deferred tax asset (Note 20)
Deferred tax asset (Note 20)
Investments in equity-long term (Note 8b)
Investments in equity-long term (Note 8b)
Investments in equity-long term (Note 8b)

Total Assets
Total Assets
Investments in equity (Note 8)
Total Assets
LIABILITIES AND SHAREHOLDERS' EQUITY
LIABILITIES AND SHAREHOLDERS' EQUITY
LIABILITIES AND SHAREHOLDERS' EQUITY
Current Liabilities:
Current Liabilities:
Current Liabilities:
Accounts payable
Accounts payable
Current liabilities:
Accounts payable
Unearned revenue (Note 4)
Unearned revenue (Note 4)
Unearned revenue (Note 4)
Other liabilities (Note 12)
Other liabilities (Note 12)
Other liabilities (Note 12)
Income taxes payable
Income taxes payable
Income taxes payable
Current bank credit lines and loan facilities (Note 13)
Current bank credit lines and loan facilities (Note 13)
Current bank credit lines and loan facilities (Note 13)
Current bank credit lines, loan facilities and notes (Note 13)
Total current liabilities
Total current liabilities
Total current liabilities
Non-current Liabilities:
Non-current Liabilities:
Non-current Liabilities:
Non-current bank credit lines and loan facilities (Note 13)
Non-current bank credit lines and loan facilities (Note 13)
Non-current bank credit lines and loan facilities (Note 13)
Lease liabilities (Note 15)
Lease liabilities (Note 15)
Non-current liabilities:
Non-current liabilities:
Non-current liabilities:
Non-current bank credit lines, loan facilities and notes, net (Note 13)
Lease liabilities (Note 15)
Non-current other liabilities (Note 16)
Non-current other liabilities (Note 16)
Non-current other liabilities (Note 16)
Non-current income taxes payable
Non-current income taxes payable
Non-current income taxes payable
Deferred tax liability (Note 20)
Deferred tax liability (Note 20)

Deferred tax liability (Note 20)
Commitments and contingencies (Note 17)
Commitments and contingencies (Note 17)
Commitments and contingencies (Note 17)
Total Liabilities
Total Liabilities
Total Liabilities
Shareholders' Equity:
Shareholders' Equity:
Shareholders' Equity:
Ordinary shares par value 6 euro cents per share; 100,000,000 shares authorized (Note 18)
Ordinary shares par value 6 euro cents per share; 100,000,000 shares authorized (Note 18)
Ordinary shares par value 6 euro cents per share; 100,000,000 shares authorized (Note 18)
82,495,086 shares issued and outstanding at December 31, 2023 and 81,723,555 shares issued and outstanding at December 31, 2022.
82,495,086 shares issued and outstanding at December 31, 2023 and 81,723,555 shares issued and outstanding at December 31, 2022.
82,495,086 shares issued and outstanding at December 31, 2023 and 81,723,555 shares issued and outstanding at December 31, 2022.
Additional paid-in capital
Additional paid-in capital
Ordinary shares, par value 6 euro cents per share; 100,000,000 shares authorized (Note 18), 80,756,860 shares issued and outstanding at December 31, 2024 and 82,495,086 shares issued and outstanding at December 31, 2023.
Additional paid-in capital
Other undenominated capital (Note 18b)
Other undenominated capital (Note 18b)
Other undenominated capital (Note 18b)
Accumulated other comprehensive loss (Note 25)
Accumulated other comprehensive loss (Note 25)
Accumulated other comprehensive loss (Note 25)
Accumulated other comprehensive loss (Note 24)
Retained earnings
Retained earnings
Retained earnings
Total Shareholders' Equity
Total Shareholders' Equity
Total Shareholders' Equity
Total Liabilities and Shareholders' Equity
Total Liabilities and Shareholders' Equity
Total Liabilities and Shareholders' Equity
Total Liabilities and Shareholders' Equity

The accompanying notes are an integral part of these consolidated financial statements.

ICON plc			
CONSOLIDATED STATEMENTS OF OPERATIONS			
	Year ended December 31,		
	2023	2022	2021
	(in thousands, except share and per share data)		
	2024	2023	2022



	(in thousands, except share and per share data)	
Revenue		
Revenue		
Revenue		
Costs and expenses:		
Costs and expenses:		
Costs and expenses:		
Direct costs (excluding depreciation and amortization)		
Direct costs (excluding depreciation and amortization)		
Direct costs (excluding depreciation and amortization)		
Direct costs		
Selling, general and administrative		
Depreciation and amortization		
Transaction and integration related (Note 6)		
Restructuring (Note 19)		
Total costs and expenses		
Income from operations		
Income from operations		
Income from operations		
Interest income		
Interest expense (Note 13)		
Income before income tax expense		
Income before income tax expense		
Income before income tax expense		
Income tax expense (Note 20)		
Income before share of losses from equity method investments		
Income before share of losses from equity method investments		
Income before share of losses from equity method investments		
Share of losses from equity method investments		
Net income		
Net income		
Net income		
Net income per ordinary share (Note 24):		
Net income per ordinary share (Note 24):		
Net income per ordinary share (Note 24):		
Net income per ordinary share (Note 23):		
Net income per ordinary share (Note 23):		
Net income per ordinary share (Note 23):		
Basic		
Basic		
Basic		
Diluted		
Weighted average number of ordinary shares outstanding (Note 24):		
Weighted average number of ordinary shares outstanding (Note 24):		
Weighted average number of ordinary shares outstanding (Note 24):		
Weighted average number of ordinary shares outstanding (Note 23):		
Weighted average number of ordinary shares outstanding (Note 23):		
Weighted average number of ordinary shares outstanding (Note 23):		
Basic		
Basic		

Basic

Diluted

The accompanying notes are an integral part of these consolidated financial statements.

**ICON plc**  
**CONSOLIDATED STATEMENTS OF COMPREHENSIVE INCOME**

	Year ended December 31,		
	2023	2022	2021
	(in thousands)		
Net income	\$ 612,335	\$ 505,304	\$ 153,185
Other comprehensive income, net of tax			
Currency translation adjustment	26,221	(89,530)	(60,617)
Actuarial gain on defined benefit pension plan	244	12,657	4,266
Amortization of cash flow hedge	—	—	113
Gain/(loss) on cash flow hedge	1,567	(3,728)	778
<b>Total comprehensive income</b>	<b>\$ 640,367</b>	<b>\$ 424,703</b>	<b>\$ 97,725</b>

	Year ended December 31,		
	2024	2023	2022
	(in thousands)		
Net income	\$ 791,474	\$ 612,335	\$ 505,304
Other comprehensive income, net of tax:			
Currency translation adjustment	(84,927)	26,221	(89,530)
Remeasurement of retirement benefit obligations	(6,077)	244	12,657
Gain / (loss) on cash flow hedge	4,581	1,567	(3,728)
<b>Total comprehensive income</b>	<b>\$ 705,051</b>	<b>\$ 640,367</b>	<b>\$ 424,703</b>

The accompanying notes are an integral part of these consolidated financial statements.

**ICON plc**  
**CONSOLIDATED STATEMENT OF SHAREHOLDERS' EQUITY AND COMPREHENSIVE INCOME**  
(in thousands, except share and per share data)

	Shares	Amount	Additional Paid-in Capital	Other Undenominated Capital	Accumulated Other Comprehensive Loss	Retained Earnings	Total
<b>Balance at January 1, 2021</b>	52,788,093	\$ 4,580	\$ 617,104	\$ 1,134	\$ (35,477)	\$ 1,262,895	\$ 1,850,236
Comprehensive Income (net of tax):							
Net income	—	—	—	—	—	153,185	153,185
Currency translation adjustment	—	—	—	—	(60,617)	—	(60,617)
Actuarial gain on defined benefit pension plan	—	—	—	—	4,266	—	4,266
Amortization of cash flow hedge	—	—	—	—	113	—	113
Gain on cash flow hedge	—	—	—	—	778	—	778
<b>Total comprehensive income</b>							97,725
Exercise of share options	1,065,529	77	118,512	—	—	—	118,589
Issue of restricted share units / performance share units	328,634	23	—	—	—	—	23
Share based compensation expense	—	—	133,553	—	—	—	133,553
Share issue costs	—	—	(853)	—	—	—	(853)
Issue of shares associated with a business combination	27,372,427	1,960	5,656,195	—	—	—	5,658,155
Replacement share-based awards issued to acquiree employees	—	—	209,399	—	—	—	209,399
<b>Balance at December 31, 2021</b>	<b>81,554,683</b>	<b>\$ 6,640</b>	<b>\$ 6,733,910</b>	<b>\$ 1,134</b>	<b>\$ (90,937)</b>	<b>\$ 1,416,080</b>	<b>\$ 8,066,827</b>

The accompanying notes are an integral part of these consolidated financial statements.

<div>ICON plc</div> <div>CONSOLIDATED STATEMENT OF SHAREHOLDERS' EQUITY AND COMPREHENSIVE INCOME</div> <div>(in thousands, except share and per share data)</div>							
	Shares	Amount	Additional Paid-in Capital	Other Undenominated Capital	Accumulated Other Comprehensive Loss	Retained Earnings	Total
<b>Balance at December 31, 2021</b>	81,554,683	\$ 6,640	\$ 6,733,910	\$ 1,134	\$ (90,937)	\$ 1,416,080	8,066,827
Comprehensive income (net of tax):							
Net income	—	—	—	—	—	505,304	505,304
Currency translation adjustment	—	—	—	—	(89,530)	—	(89,530)
Actuarial gain on defined benefit pension plan	—	—	—	—	12,657	—	12,657
Loss on cash flow hedge	—	—	—	—	(3,728)	—	(3,728)
<b>Total comprehensive income</b>							424,703
Exercise of share options	348,286	21	35,807	—	—	—	35,828
Issue of restricted share units / performance share units	241,116	16	—	—	—	—	16
Share based compensation expense	—	—	70,606	—	—	—	70,606
Share issuance costs	—	—	(17)	—	—	—	(17)
Repurchase of ordinary shares	(420,530)	(28)	—	28	—	(99,983)	(99,983)
Share repurchase costs	—	—	—	—	—	(17)	(17)
<b>Balance at December 31, 2022</b>	81,723,555	\$ 6,649	\$ 6,840,306	\$ 1,162	\$ (171,538)	\$ 1,821,384	8,497,963

The accompanying notes are an integral part of these consolidated financial statements.

ICON plc	ICON plc						ICON plc	CONSOLIDATED STATEMENTS OF SHAREHOLDERS' EQUITY
CONSOLIDATED STATEMENT OF SHAREHOLDERS' EQUITY AND COMPREHENSIVE INCOME							(in thousands, except share and per share data)	
	Number of Ordinary Shares	Ordinary Shares	Additional Paid-in Capital	Other Undenominated Capital	Accumulated Other Comprehensive Loss	Other Retained Earnings	Total	
(in thousands, except share data)								
<b>Balance at January 1, 2022</b>								
Comprehensive income (net of tax):								
Net income								
Net income								
Net income								
Currency translation adjustment								
Remeasurement of retirement benefit obligations								
<b>Shares</b>								
<b>Shares</b>								
	Shares	Amount	Additional Paid-in Capital	Other Undenominated Capital	Accumulated Other Comprehensive Loss	Retained Earnings	Total	
Loss on cash flow hedge								
Loss on cash flow hedge								
Loss on cash flow hedge								
<b>Total Comprehensive Income</b>								
Exercise of share options								
Issue of restricted share units / performance share units								

Share based compensation expense
Share issuance costs
Repurchase of ordinary shares
Share repurchase costs
<b>Balance at December 31, 2022</b>
Comprehensive income (net of tax):
Net income
Net income
Net income
Currency translation adjustment
Actuarial gain on defined benefit pension plan
Remeasurement of retirement benefit obligations
Gain on cash flow hedge
<b>Total comprehensive income</b>
<b>Total Comprehensive Income</b>
Exercise of share options
Issue of restricted share units / performance share units
Share based compensation expense
Share issuance costs
<b>Balance at December 31, 2023</b>
<b>Balance at December 31, 2023</b>
Comprehensive income (net of tax):
Net income
Net income
Net income
Currency translation adjustment
Remeasurement of retirement benefit obligations
Gain on cash flow hedge
<b>Total Comprehensive Income</b>
Exercise of share options
Issue of restricted share units / performance share units
Share based compensation expense
Share issuance costs
Repurchase of ordinary shares
Share repurchase costs
<b>Balance at December 31, 2024</b>

The accompanying notes are an integral part of these consolidated financial statements.

ICON plc CONSOLIDATED STATEMENTS OF CASH FLOWS			
	Year ended December 31,	Year ended December 31,	Year ended December 31,
	2023	2022	2021
Cash flows from operating activities:	(in thousands)		
	2024	2023	2022

(in thousands)

**Cash flows provided by operating activities:**

Net income

Net income

Net income

Net income

Net income

Net income

Net income

Net income

Net income

Adjustments to reconcile net income to net cash provided by operating activities:

Adjustments to reconcile net income to net cash provided by operating activities:

Adjustments to reconcile net income to net cash provided by operating activities:

Depreciation and amortization expense

Depreciation and amortization expense

Depreciation and amortization expense

Impairment of long lived assets

Depreciation and amortization

Depreciation and amortization

Depreciation and amortization

Impairment of operating right-of-use assets and related property, plant and equipment

Reduction in carrying value of operating right-of-use assets

Loss on equity method investments

Acquisition-related gain

Charge on cash flow hedge

Amortization of financing costs and debt discount

Stock compensation expense

Loss on extinguishment of debt

Loss on issuance of debt

Deferred tax benefit

Deferred tax benefit

Deferred tax benefit

Unrealized foreign exchange movements

Other non-cash items

Changes in operating assets and liabilities:

Accounts receivable

Accounts receivable

Accounts receivable

Unbilled revenue

Unearned revenue

Other net assets

Net cash provided by operating activities

**Cash flows from investing activities:**

**Cash flows from investing activities:**

**Cash flows from investing activities:**

**Cash flows used in investing activities:**

**Cash flows used in investing activities:**

**Cash flows used in investing activities:**

Purchase of property, plant and equipment

Purchase of property, plant and equipment

Purchase of property, plant and equipment
Purchase of subsidiary undertakings (net of cash acquired)
Investment in equity method investments
Loan to equity method investment
Sale of available for sale investments
Purchase of available for sale investments
Proceeds from investments in equity - long term
Purchase of investments in equity - long term
Movement of available for sale investments
Movement of available for sale investments
Movement of available for sale investments
Proceeds from investments in equity
Purchase of investments in equity
Net cash used in investing activities
<b>Cash flows from financing activities:</b>
<b>Cash flows from financing activities:</b>
<b>Cash flows from financing activities:</b>
Financing costs
Financing costs
Financing costs
Drawdown of credit lines and facilities
Repayment of credit lines and facilities
Proceeds from the exercise of equity compensation
<b>Cash flows used in financing activities:</b>
<b>Cash flows used in financing activities:</b>
<b>Cash flows used in financing activities:</b>
New Notes issue costs
New Notes issue costs
New Notes issue costs
Drawdown of credit lines and loan facilities
Repayment of credit lines and loan facilities
Proceeds from exercise of equity compensation
Share issue costs
Repurchase of ordinary shares
Share repurchase costs
Net cash (used in)/provided by financing activities
Net cash used in financing activities
Effect of exchange rate movements on cash
Effect of exchange rate movements on cash
Effect of exchange rate movements on cash
<b>Net increase/(decrease) in cash and cash equivalents</b>
Cash and cash equivalents at beginning of year
<b>Cash and cash equivalents at end of year</b>

The accompanying notes are an integral part of these consolidated financial statements.

**ICON plc**  
**NOTES TO THE CONSOLIDATED FINANCIAL STATEMENTS**

**1. Description of Business**

ICON plc and its subsidiaries ("the Company" or "ICON") is a **clinical contract** research organization ("CRO"), providing outsourced development services on a global basis to the pharmaceutical, biotechnology and medical device industries. We specialize in the strategic development, management and analysis of programs that support all stages of the clinical development process from compound selection to Phase I-IV clinical studies. Our mission is to improve the lives of patients by accelerating the development of our customers' drugs and devices through innovative solutions.

We believe that we are one of a select group of CROs with the expertise and capability to conduct clinical trials in most major therapeutic areas on a global basis and have the operational flexibility to provide development services on a stand-alone basis or as part of an integrated "full-service" or a "blended-service" solution. At December 31, 2023 December 31, 2024 we had approximately 41,100 41,900 employees, in 106 locations in 53 55 countries. During the year ended December 31, 2023 December 31, 2024, we derived approximately 40.4% 36.0%, 48.7% 52.6% and 10.9% 11.4% of our revenue in the United States, Europe and Rest of World, respectively.

ICON's ordinary shares are traded on the NASDAQ Global Select Market under the symbol "ICLR".

We began operations in 1990 and have expanded our business through internal growth, together with a number of strategic acquisitions to enhance our capabilities and expertise in certain areas of the clinical development process. We are incorporated in Ireland and our principal executive office is located at: South County Business Park, Leopardstown, Dublin 18, Republic of Ireland. The contact telephone number of this office is +353 1 2912000.

## 2. Summary of Significant Accounting Policies

The accounting policies noted below were applied in the preparation of the accompanying financial statements of the Company and are in conformity with accounting principles generally accepted in the United States.

### **Basis of consolidation**

The consolidated financial statements include the financial statements of the Company and all of its subsidiaries. All significant intercompany profits, transactions and account balances have been eliminated. The results of subsidiary undertakings acquired in the period are included in the Consolidated Statement of Operations from the date of acquisition.

### **Use of estimates**

The preparation of financial statements in conformity with generally accepted accounting principles in the United States requires management to make estimates and judgments that affect the reported amounts of assets and liabilities and disclosure of contingent assets and liabilities at the date of the financial statements and the reported amounts of revenues and expenses during the reported period. Actual results could differ from those estimates. The principal management estimates and judgments used in preparing the financial statements relate to revenue recognition, intangible assets acquired in a business combination, goodwill impairment and income taxation.

### **Disclosure of fair value of financial instruments**

Cash, cash equivalents, other receivables, available for sale investments, accounts receivable, accounts payable, investigator payments and income taxes payable have carrying amounts that approximate fair value due to the short term maturities of these instruments. Other liabilities' carrying amounts approximate fair value based on the net present value of estimated future cash flows. Debt is measured at amortized cost.

Financial instruments are measured in the Consolidated Balance Sheet at amortized cost or fair value using a fair value hierarchy of valuation inputs. The fair value hierarchy prioritizes the inputs into three levels based on the extent to which inputs used in measuring fair value are observable in the market. Each fair value measurement is reported in one of three levels, which is determined by the lowest level input that is significant to the fair value measurement in its entirety. These levels are:

- Level 1: Inputs are based upon unadjusted quoted prices for identical instruments traded in active markets.
- Level 2: Inputs are based upon quoted prices for similar instruments in active markets, quoted prices for identical or similar instruments in markets that are not active and model-based valuation techniques for which all significant assumptions are observable in the market or can be corroborated by observable market data for substantially the full term of the assets or liabilities.
- Level 3: Inputs are generally unobservable and typically reflect management's estimates of assumptions that market participants would use in pricing the asset or liability.

The Company classifies its investments in short-term debt or equity as available for sale, as it does not actively trade such securities nor does it intend to hold them to maturity. The fair value of short term investments are represented by Level 1 fair value measurements – quoted prices in active markets for identical assets. The changes in fair value are recognized in equity until disposal or sale, at which time, those unrealized movements from prior periods are recognized in the Consolidated Statement of Operations. Losses, other than temporary, which reduce the carrying amount below cost are recognized in the Consolidated Statement of Operations.

### **Business combinations**

The cost of a business combination is measured as the aggregate of the fair value of assets received, liabilities assumed and equity instruments issued in exchange for control. The Company records and allocates to its reporting units the excess of the cost over the fair value of the net assets acquired, known as goodwill. Where a business combination agreement provides for an adjustment to the cost of the acquisition which is contingent upon future events, the amount of the estimated adjustment is recognized at the acquisition date at the fair value of the contingent consideration. Accounting for contingent consideration, after the acquisition, depends on the classification of the contingent consideration. Equity-classified contingent consideration is not remeasured after the acquisition date and subsequent settlement is accounted for within equity. Contingent consideration, which is classified as a liability or an asset, is remeasured to fair value at each reporting date until the contingency is resolved. The changes in fair value are recognized in earnings, unless the arrangement is a derivative which has been designated as a hedging instrument in a cash flow hedging relationship, in which case, the changes are initially recognized in other comprehensive income/loss.

The assets, liabilities and contingent liabilities of businesses acquired are measured at their fair values at the date of acquisition. In the case of a business combination which is completed in stages, the fair values of the identifiable assets, liabilities and contingent liabilities are determined at the date of each exchange transaction. When the initial accounting for a business combination is determined provisionally, any subsequent adjustments to the provisional values allocated to the identifiable assets, liabilities and any contingent liabilities are made within twelve months of the acquisition date and presented as adjustments to goodwill in the reporting period in which the adjustments are determined.

### **Foreign currencies and translation of subsidiaries**



The Company's financial statements are prepared in United States dollars. The financial statements of subsidiaries with other functional currencies are translated at period end rates for the Consolidated Balance Sheets and average rates for the Consolidated Statements of Operations. Translation gains and losses arising are reported as a movement on accumulated other comprehensive income/loss.

Transactions in currencies other than the functional currency of the subsidiaries of the Company are recorded at the rate ruling at the date of the transaction. Monetary assets and liabilities denominated in currencies other than the functional currency of the subsidiaries of the Company are translated into the functional currency of that entity at exchange rates prevailing at the balance sheet date. Adjustments resulting from these translations are charged or credited to income. Foreign currency gains and losses on intercompany transactions classified as long-term investments are reported in other comprehensive income/loss as currency translation adjustments. Amounts charged or credited to the Consolidated Statements of Operations for the years ended **December 31, 2023** **December 31, 2024**, **December 31, 2022** **December 31, 2023** and **December 31, 2021** **December 31, 2022** were as follows:

				Year ended		
	December 31, 2023	December 31, 2022	December 31, 2021	December 31, 2024	December 31, 2023	December 31, 2022
(in thousands)						
Amounts charged/(credited)						
Amounts (credited) / charged						

#### Revenue recognition

The Company earns revenues by providing a number of different services to its customers. These services, which are integral elements of the clinical development process, include clinical trials management, consulting, contract staffing, data services and laboratory services. These services, which are described below, can be purchased collectively or individually as part of a clinical trial contract. There is not significant variability in how economic factors affect these services. Contracts range in duration from a number of months to several years.

ASC 606 requires application of five steps: (1) identify the contract(s) with a customer; (2) identify the performance obligation in the contract; (3) determine the transaction price; (4) allocate the transaction price to the performance obligations in the contract; and (5) recognize revenue when (or as) the entity satisfies the performance obligation(s), which have been applied to revenue recognized from each service described below.

#### Clinical trial service revenue

A clinical trial service is a single performance obligation satisfied over time, i.e. the full-service obligation in respect of a clinical trial (including those services performed by investigators and other parties) is considered a single performance obligation. Promises offered to the customer are not distinct within the context of the contract. ICON is the contract principal in respect of both direct services and in the use of third parties (principally investigator services) that support the clinical research projects. The transaction price is determined by reference to the contract or change order value (total service revenue and pass-through/ reimbursable expenses) adjusted to reflect a realizable contract value. Revenue is recognized over time as the single performance obligation is satisfied. The progress towards completion for clinical service contracts is measured based on an input measure being total project costs incurred (inclusive of **pass-through/ pass-through / reimbursable expenses**) at each reporting period as a percentage of forecasted total project costs.

#### Laboratory services revenue

Revenue is recognized when, or as, obligations under the terms of a contract are satisfied, which occurs when control of the products or services are transferred to the customer. Revenue for laboratory services is measured as the amount of consideration we expect to receive in exchange for transferring products or services. Where contracts with customers contain multiple performance obligations, the transaction price is allocated to each performance obligation based on the estimated relative selling price of the promised good or service. Service revenue is recognized over time as the services are delivered to the customer based on the extent of progress towards completion of the performance obligation. The determination of the methodology to measure progress requires judgment and is based on the nature of services provided. This requires an assessment of the transfer of value to the customer. The right to invoice measure of progress is generally related to rate per unit contracts, as the extent of progress towards completion is measured based on discrete service or time-based increments, such as samples tested or labor hours incurred. Revenue is recorded in the amount invoiced since that amount corresponds to the value of the Company's performance and the transfer of value to the customer.

#### Contracting services revenue

The Company has availed of the practical expedient which results in recognition of revenue on a right to invoice basis. Application of the practical expedient reflects the right to consideration from the customer in an amount that corresponds directly with the value to the customer of the performance completion to date. This reflects hours performed by contract staff.

#### Consulting services revenue

Our consulting services contracts represent a single performance obligation satisfied over time. The transaction price is determined by reference to contract or change order value. Revenue is recognized over time as the performance obligation is satisfied. The progress towards completion for consulting contracts is measured based on total project inputs (time) at each reporting period as a percentage of forecasted total project inputs.

#### Data services revenue

The Company provides data reports and analytics to customers based on agreed-upon specifications, including the timing of delivery, which is typically either weekly, monthly, or quarterly. If a customer requests more than one type of data report or series of data reports within a contract, each distinct type of data report is a separate performance obligation. The contracts provide for the Company to be compensated for the value of each deliverable. The transaction price is determined using list prices, discount agreements, if any, and negotiations with the customers, and generally includes any out-of-pocket expenses. Typically, the Company bills in advance of services being provided with the amount being recorded as unearned revenue.

When multiple performance obligations exist, the transaction price is allocated to performance obligations on a relative standalone selling price basis. In cases where the Company contracts to provide a series of data reports, or in some cases data, the Company recognizes revenue over time using the "units delivered" output method as the data or reports are delivered. Expense reimbursements are recorded to revenue as the expenses are incurred as they relate directly to the services performed.

Certain arrangements include upfront customization or consultative services for customers. These arrangements often include payments based on the achievement of certain contractual milestones. Under these arrangements, the Company contracts with a customer to carry out a specific study, ultimately resulting in delivery of a custom report or data product. These arrangements are

a single performance obligation given the integrated nature of the service being provided. The Company typically recognizes revenue under these contracts over time, using an output-based measure, generally time elapsed, to measure progress and transfer of control of the performance obligation to the customer. Expense reimbursements are recorded to revenue as the expenses are incurred as they relate directly to the service performed.

The Company enters into contracts with some of its larger data suppliers that involve non-monetary terms. The Company issues purchase credits to be used toward the data supplier's purchase of the Company's services based on the fair value of the data obtained. In exchange, the Company receives monetary discounts on the data received from the data suppliers. The fair value of the revenue earned from the customer purchases is recognized as services are delivered as described above.

At the end of the contract year, any unused customer purchase credits may be forfeited or carried over to the next contract year based on the terms of the data supplier contract.

#### *Commissions*

Incremental costs of obtaining a contract are recognized as an asset on the Consolidated Balance Sheet in respect of those contracts that exceed one year. Where commission costs relate to contracts that are less than one year, the practical expedient is applied as the amortization period of the asset which would arise on deferral would be one year or less.

#### **Reimbursable expenses**

Reimbursable expenses comprise investigator payments and certain other costs which are reimbursed by clients under terms specific to each contract to the investigators. The Company includes reimbursed expenses in revenue and direct costs as the Company is primarily responsible for fulfilling the promise to provide the specified service, including integration of the related services into a combined output to the customer.

#### **Direct costs**

Direct costs consist of compensation, associated employee benefits and share-based payments for project-related employees and other direct project-related costs.

Reimbursable expenses are presented within direct costs. This presentation is to align the presentation of costs with our assessment that our clinical trial service is a single performance obligation satisfied over time. Reimbursable expenses are recorded once the activity which forms the basis for the cost has occurred. Payments are made based on predetermined contractual arrangements. Timing of payments may differ from the timing of the expense.

#### **Cash and cash equivalents**

Cash and cash equivalents include cash and highly liquid investments with initial maturities of three months or less and are stated at cost, which approximates market value.

#### **Investments in debt, equity and other**

##### *Available for sale investments*

The Company classifies short-term investments as available for sale. The investments are reported at fair value, with unrealized gains or losses reported in a separate component of shareholders' equity. Any differences between the cost and fair value of the investments are represented by accrued interest and unrealized gains/losses. Realized gains and losses are determined using specific identification.

##### *Long term investments*

The Company classifies its interests in funds having considered the nature of its investment, the extent of influence over operating and financial decisions and the availability of readily determinable fair values. The Company determined that the interests in funds at **December 31, 2023**, **December 31, 2024** and **December 31, 2022**, **December 31, 2023** meet the definition of equity securities without readily determinable fair values. The Company concluded that the interests held at **December 31, 2023**, **December 31, 2024** and **December 31, 2022**, **December 31, 2023** qualify for the Net Asset Value ("NAV") practical expedient in ASC Topic 820, *Fair value Measurements* ("ASC 820"). Any increases or decreases in fair value are recognized in earnings in the period.

**Investments in equity which do not qualify for the NAV practical expedient are measured at cost, less impairment.**

##### *Equity method investments*

The Company's investments that are not consolidated are accounted for under the equity method if the Company exercises significant **influence that is considered to be greater than minor influence**. These investments are classified as equity method investments on the Consolidated Balance Sheet. The Company records its pro rata share of the earnings/losses of these investments in Share of losses in equity investments in the Consolidated Statement of Operations. The Company reviews equity method investments for impairment whenever events or changes in circumstances indicate that the carrying amounts may not be recoverable.

#### **Accounts receivable, net and unbilled revenue**

Accounts receivable and unbilled revenue are recorded at fair value less an estimate of the credit losses expected to be incurred on the Company's accounts receivable portfolio. The Company's estimate of expected credit losses considers historical credit loss information that is adjusted, where necessary, for current conditions and reasonable and supportable forecasts. Historical credit loss experience provides the basis for the estimation of expected credit losses. The Company's receivables and unbilled services are predominantly due from large and mid-tier pharmaceutical and biotechnology companies that share similar risk characteristics. The Company monitors their portfolio of receivables and unbilled services for any deterioration in current or expected credit quality (for example, expected delinquency level), and adjusts the allowance for credit losses as required.

Changes in the allowance for credit losses are recorded as a provision for (or reversal of) credit loss expense in the Consolidated Statement of Operations. Losses are charged against the allowance when management believes the uncollectibility of a previously provisioned amount is confirmed.

##### *Accounts receivable early payment discounting*

Where the Company enters into an agreement to sell certain portfolios of its accounts receivable balances, the sale is accounted for in accordance with ASC Topic 860, *Transfers and Servicing* ("ASC 860"). Agreements which result in true sales of the transferred receivables, as defined in ASC 860, are excluded from amounts reported in the Consolidated Balance Sheet. Cash proceeds received from such sales are included in operating cash flows.

#### Property, plant and equipment

Property, plant and equipment is stated at cost less accumulated depreciation. Depreciation of property, plant and equipment is computed using the straight line method based on the estimated useful lives of the assets as listed below:

	Estimated Useful Life
Buildings	40 years
Computer equipment and software	2 - 8 years
Office furniture and fixtures	8 years
Laboratory equipment	5 years
Motor vehicles	5 years

Leasehold improvements are amortized using the straight line method over the estimated useful life of the asset or the lease term, whichever is shorter.

#### Leases

The Company determines if an arrangement is a lease at inception and reassess if there are changes in terms and conditions of the contract. Finance leases, if any, are depreciated on the same basis as property, plant and equipment. At **December 31, 2023** **December 31, 2024** and **December 31, 2022** **December 31, 2023**, the Company did not account for any leases as finance leases.

Operating leases are included in operating right-of-use ("ROU") assets, other liabilities and non-current operating lease liabilities on our Consolidated Balance Sheet with the lease charge recognized on a straight-line basis over the lease term. ROU assets and lease liabilities are recognized based on the present value of future minimum lease payments over the lease term at the lease commencement date. Our lease terms may also include options to extend or terminate. The Company actively reviews options to extend or terminate leases and adjusts the ROU asset and lease liability when it is reasonably certain the option will be exercised. The ROU asset is adjusted for any prepayments made at the date of commencement and any initial direct costs incurred. As most of the Company's leases do not provide an implicit rate, the discount rate used is based on the rate of traded corporate bonds available at the commencement date adjusted for country risk, liquidity and lease term.

The Company accounts for lease and non-lease components separately with lease components flowing through the Consolidated Balance Sheet and non-lease components expensed directly to the Consolidated Statements of Operations.

Leasehold improvements are amortized over the shorter of the depreciable lives of the corresponding fixed assets or the lease term including any applicable renewals. Certain property leases include variable lease payments resulting from periodic rent increases based on an index which cannot be reasonably estimated at the lease commencement date. These costs are expensed as incurred on the Consolidated Statements of Operations.

In some cases, the Company enters into sublease agreements and becomes both a lessee and a lessor for the same underlying asset. Subleases are accounted for as operating leases separately from the lease they relate to, but similar in manner as all other leases.

ROU assets for operating leases are occasionally reduced by impairment losses. The Company uses the long-lived assets impairment guidance in ASC Subtopic 360-10, *Property, Plant, and Equipment – Overall*, to determine whether an ROU asset is impaired, and if so, the amount of the impairment loss to recognize.

#### Intangible assets

Intangible assets are measured at fair value at the date of acquisition and amortized on a straight-line basis over their respective estimated useful lives. The Company has no indefinite-lived intangible assets. The Company evaluates its intangible assets for impairment when indicators of impairment exist.

Intangible assets are amortized on a straight-line basis over their estimated useful lives, as set forth in the table below:

	Estimated Useful Life
Customer relationships	<b>16</b> 8 - 23 years
Order backlog	3 - <b>5</b> years
Trade names	3 years
Patient database	7 years
Technology assets	5 years

The Company periodically assesses the estimated useful lives of intangible assets to evaluate whether what was established at acquisition continues to be appropriate.

#### Impairment of goodwill and long-lived assets

Goodwill is tested for impairment annually, or more frequently, if an event or circumstance indicates that an impairment loss may have been incurred. The annual impairment test for goodwill includes an option to perform a qualitative assessment of whether it is more likely than not that a reporting unit's fair value is less than its carrying value. Reporting units are businesses with discrete financial information that is available and reviewed by management. If the Company determines that it is more likely than not that the fair value of a reporting unit is less than its carrying value, then the Company performs the quantitative goodwill impairment test. The Company may also choose to bypass the qualitative assessment for any reporting unit in its goodwill assessment and proceed directly to performing the quantitative assessment. The Company recognizes an impairment charge for the amount by which the reporting unit's carrying amount exceeds its fair value.

Long-lived assets are reviewed for impairment whenever events or changes in circumstances indicate that the carrying amount of an asset may not be recoverable. Recoverability of assets to be held and used is measured by a comparison of the carrying amount of the asset to future undiscounted net cash flows expected to be generated by the asset. If such assets are considered to be impaired, the impairment to be recognized is measured at the amount by which the carrying amount of the asset exceeds the fair value of the asset. Fair value is determined through various valuation techniques including discounted cash flow models and third-party independent appraisals, as considered necessary. Assets to be disposed of are reported at the lower of the carrying amount of the asset or fair value less selling costs.

#### **Debt issuance costs**

Debt issuance costs relating to the Company's long-term debt are recorded as a direct reduction of long-term debt; these costs are deferred and amortized to interest expense using the effective interest method, over the respective terms of the related debt. Debt issuance costs relating to the Company's revolving credit facilities are recorded as an asset; these costs are deferred and amortized to interest expense using the straight-line method. Early repayment of debt facilities can result in modification of the debt and the acceleration of the amortization of debt issuance costs.

#### **Derivative financial instruments**

The Company **uses has used** derivative financial instruments to reduce exposures to interest rates. Derivatives are recorded on the Consolidated Balance Sheet at fair value at each balance sheet date utilizing pricing models for non-exchange-traded contracts.

Our accounting policies for derivative financial instruments are based on whether they meet the criteria for designation as cash flow or fair value hedges. A designated hedge of the exposure to variability in the future cash flows of an asset or a liability, or of a forecast transaction, is referred to as a cash flow hedge. A designated hedge of the exposure to changes in fair value of an asset or a liability is referred to as a fair value hedge. The criteria for designating a derivative as a hedge include the assessment of the instrument's effectiveness in risk reduction, matching of the derivative instrument to its underlying transaction and the probability that the underlying transaction will occur. For derivatives with cash flow hedge accounting designation, we report the gain or loss from the effective portion of the hedge as a component of Other Comprehensive Income and reclassify it into earnings in the same period or periods in which the hedged transaction affects earnings and within the same Consolidated Statement of Operations line item as the impact of the hedged transaction. For derivatives with fair value hedge accounting designation, we recognize gains or losses from the change in fair value of these derivatives, as well as the offsetting change in the fair value of the underlying hedged item, in earnings. Fair value gains and losses arising on derivative financial instruments not qualifying for hedge accounting are reported in our Consolidated Statement of Operations.

#### **Income taxes**

The Company applies the asset and liability method of accounting for income taxes. Under the asset and liability method, deferred tax assets and liabilities are recognized for the future tax consequences attributable to differences between the financial statement carrying amount of existing assets and liabilities and their respective tax bases and for operating loss and tax credit carryforwards. Deferred tax assets and liabilities are measured using enacted tax rates expected to apply to taxable income in the years in which these temporary differences are expected to be recovered or settled. The effect on deferred tax assets and liabilities of a change in tax rates is recognized in the provision of income taxes in the period that includes the enactment date. Deferred tax assets are reduced by a valuation allowance to the amount that is more likely than not to be realized. The Company recognizes the effect of income tax positions only if those positions will more likely than not be sustained. Recognized income tax positions are measured at the largest amount of tax benefit that is greater than 50 percent likely of being realized upon settlement. Interest and penalties related to income taxes are included in income tax expense and classified with the related liability on the Consolidated Balance Sheet. The Company accounts for the impact of Global Intangible Low-Taxed Income ("GILTI") in the period it arises and has therefore not provided for deferred taxes in respect of this item.

#### **Government grants**

Government grants received relating to capital expenditures are shown by deducting the grant from the asset's carrying amount and crediting them to income on a basis consistent with the depreciation policy of the relevant assets. Grants relating to categories of operating expenditures are shown as deferred income and credited to income in the period in which the expenditure to which they relate is charged.

Under the grant agreements, amounts received may become repayable in full should certain circumstances specified within the grant agreements occur, including downsizing by the Company, disposing of the related assets, ceasing to carry on its business or the appointment of a receiver over any of its assets. The Company has not recognized any loss contingency having assessed as remote the likelihood of these events arising.

#### **Research and development credits**

Research and development credits are available to the Company under the tax laws in certain jurisdictions, based on qualifying research and development spend as defined under those tax laws. Research and development credits may be recognized as a reduction of income tax expense. However, certain tax jurisdictions provide refundable credits that are not wholly dependent on the Company's ongoing income tax status or income tax position. In these circumstances the benefit of these credits is not recorded as a reduction to income tax expense, but rather as a reduction of operating expenditure.

#### **Pension costs**

The Company contributes to defined contribution plans covering all eligible employees. The Company contributes to these plans based upon various fixed percentages of employee compensation and such contributions are expensed as incurred.

The Company operates, through certain subsidiaries, a defined benefit plan for certain employees located in the United Kingdom and Switzerland. The Company accounts for these plans in accordance with ASC Subtopic 715-30, *Defined Benefit Plans – Pension*. The Company also maintains various retirement plans across the Group, many of which are required by local employment laws.

#### **Share-based compensation**

The Company accounts for its share options, Restricted Share Units ("RSUs") and Performance Share Units ("PSUs") in accordance with the provisions of ASC Topic 718, *Compensation – Stock Compensation* ("ASC 718").

Share-based compensation expense for share options awarded to employees and directors is estimated at the grant date based on each option's fair value as calculated using the Black-Scholes option-pricing model. Share-based compensation for RSUs and PSUs awarded to employees and directors is calculated based on the market value of the Company's shares on the date of

award of the RSUs and PSUs. The value of awards expected to vest is recognized as an expense over the requisite service periods. Forfeitures are estimated on the date of grant and revised if actual or expected forfeiture activity differs materially from original estimates.

Estimating the grant date fair value of share options as of the grant date using an option-pricing model, such as the Black-Scholes model, is affected by the Company's share price as well as assumptions regarding a number of complex variables. These variables include, but are not limited to, the expected share price volatility over the term of the awards, risk-free interest rates and the expected term of the awards.

Liability classified awards are measured at the fair value of the award on the grant date and remeasured at each reporting period at fair value until the award is settled.

Replacement awards

In connection with the completion of the Merger, the company issued replacement awards to the holders of PRA equity awards on July 1, 2021. An exchange of share-based compensation awards in a business combination is treated as a modification under ASC 718. The replacement awards and the original acquiree awards are measured at fair value at the acquisition date and calculated using the fair-value-based measurement principles in ASC 718. Amounts attributable to pre-combination vesting are accounted for as part of the consideration transferred for the acquiree. Amounts attributable to post-combination vesting are accounted for separate from the business combination and are recognized as compensation cost in the post-combination period.

Transaction and integration-related expenses

Transaction and integration-related expenses are the incremental costs directly attributable to completion and integration activities associated with the Company's recent acquisitions. The costs consist of investment banking fees, advisory costs, professional fees, legal costs, retention agreements with employees, accelerated share-based compensation charges and ongoing integration activities, activities offset by the remeasurement of liability-classified contingent consideration. The Company accounts for these transaction and integration-related costs as expenses in the period in which the costs are incurred and the services are received.

Restructuring

Restructuring charges reflect certain one-time costs arising from reorganization programs announced by Company management. These programs generally result in asset impairments and workforce reductions in order to optimize the Company's structure and facilitate improved long-term performance. Asset related impairment charges are taken when the fair value is less than the asset's carrying value. Workforce related charges are taken when an approved reorganization program is communicated to the relevant employee groups.

Net income per ordinary share

Basic net income per ordinary share attributable to the Company has been computed by dividing net income available to ordinary shareholders by the weighted average number of ordinary shares outstanding during the period. Diluted net income per ordinary share is computed by adjusting the weighted average number of ordinary shares outstanding during the period for all potentially dilutive ordinary shares outstanding during the period and adjusting net income for any changes in income or loss that would result from the conversion of such potential ordinary shares. There is no difference in net income used for basic and diluted net income per ordinary share.

Impact of Recently Issued or Adopted Accounting Standards

Accounting pronouncements effective for the year ended December 31, 2023, did not have any significant impact on the Company's consolidated financial statements.

The following accounting pronouncements have been issued, but not yet recently adopted as of December 31, 2023:

In November 2023, the Financial Accounting Standards Board ("FASB") issued Accounting Standards Update ("ASU") 2023-07, Segment Reporting – Improvements to Reportable Segment Disclosures ("ASU 2023-07"), which amends the guidance in ASC Topic 280, Segment Reporting. Reporting ("Topic 280"). The amended guidance requires disclosure of significant segment expenses and other segment items on an annual and interim basis, basis, as well as additional qualitative disclosures. Furthermore, all disclosures about a reportable segment's profit or loss, which are currently required annually, will be mandated for interim periods. The additional disclosures required by Company adopted ASU 2023-07 apply effective January 1, 2024, which resulted in additional segment reporting related disclosures. Refer to entities with a single reportable segment. The amended guidance is effective for fiscal periods beginning after December 15, 2023, note 22. Business Segment and for interim periods within fiscal years beginning after December 15, 2024, with retrospective application required. The Company is currently evaluating the impact of this ASU on disclosures within its consolidated financial statements. Geographical Information.

Accounting pronouncements issued but not adopted as of December 31, 2024

The following accounting pronouncements have been issued, but not yet adopted, as of December 31, 2024:

In December 2023, the FASB issued ASU 2023-09, Improvements to Income Tax Disclosures, which requires disaggregated information about an entity's effective tax rate reconciliation and additional disclosures on income taxes paid. The new requirements are effective for annual periods beginning after December 15, 2024. The guidance is to be applied prospectively, with an option for retrospective application. The Company is currently evaluating the impact of this new guidance on disclosures within its consolidated financial statements.

In November 2024, the FASB issued ASU 2024-03, Disaggregation of Income Statement Expenses, which requires disaggregated disclosure of income statement expenses. The new standard requires disclosures about specific types of expenses included in the expense captions presented on the face of the income statement, as well as disclosures about selling expenses. The new requirements are effective for annual periods beginning after December 15, 2026, and interim periods within fiscal years beginning after December 15, 2027. Requirements are to be applied prospectively, with an option for retrospective application. The Company is currently evaluating the impact of this new guidance on disclosures within its consolidated financial statements.

3. Disaggregation of Revenue

Revenue disaggregated by customer profile concentration is as follows:

Year ended
Year ended

Year ended	
	December 31, 2023
	December 31, 2023
	December 31, 2023
	December 31, 2024
	December 31, 2024
	December 31, 2024
(in thousands)	
(in thousands)	
(in thousands)	

Top client

Top client

Top client

Clients 2-5

Clients 2-5

Clients 2-5

Clients 6-10

Clients 6-10

Clients 6-10

Clients 11-25

Clients 11-25

Clients 11-25

Other

Other

Other

Total

Total

Total

There was no revenue from individual customers greater than 10% of consolidated revenue in the respective years. Our customers have similar profiles and economic characteristics, and therefore have similar degrees of risk and growth opportunities.

4. Contract Balances Accounts receivable, unbilled revenue (contract assets) and unearned revenue or payments on account (contract liabilities)

Accounts receivable and unbilled revenue are as follows:

December 31, 2023		December 31, 2022
December 31, 2024		December 31, 2023
(in thousands)		

Billed services (accounts receivable)
Allowance for credit losses (note 5)
Accounts receivable (net)
Unbilled services (unbilled revenue)
Accounts receivable and unbilled revenue, net

Unbilled services and unearned revenue or payments on account (contract assets and liabilities) were as follows:

December 31, 2024		December 31, 2023	\$ Change	% Change				(in thousands, except p
(in thousands, except percentages)	(in thousands, except percentages)	December 31, 2023	December 31, 2022		\$ Change	% Change		
Unbilled services (unbilled revenue)								





## 6. Business Combinations

### KCR S.A. Group Acquisition

On August 19, 2024, the Company acquired the KCR S.A. Group ("KCR"), a CRO offering full service and functional services partnership ("FSP") clinical trial services, in exchange for consideration of \$92.5 million. The acquisition of KCR has been accounted for as a business combination in accordance with ASC 805 'Business Combinations' (ASC 805).

The net cash outflow was \$76.4 million comprising cash payments of \$88.1 million, net of cash acquired of \$11.7 million. The fair value of contingent consideration was initially measured at the date of acquisition at \$4.3 million and subsequently remeasured at \$1.1 million.

The final purchase price allocation resulted in the recognition of goodwill of \$43.4 million and intangible assets of \$45.1 million. Goodwill arising in connection with the acquisition is primarily attributable to the assembled workforce of KCR and the expected synergies of the acquisition. The goodwill recognized is not deductible for income tax purposes.

Since August 19, 2024, KCR has earned revenue of \$32.8 million and net income of \$1.8 million which are included in the Group's Consolidated Statement of Operations for the year ended December 31, 2024. The pro-forma effect of the KCR acquisition if completed on January 1, 2023 would have resulted in revenue and net income for the fiscal year ended December 31, 2024 of \$8,331.5 million and \$792.5 million respectively and in revenue and net income for the fiscal year ended December 31, 2023 of \$8,202.0 million and \$613.3 million respectively.

### HumanFirst Inc.

On January 9, 2024, the Company acquired HumanFirst Inc. ("HumanFirst"), a life sciences technology company in exchange for consideration of \$13.3 million. The acquisition of HumanFirst has been accounted for as a business combination in accordance with ASC 805.

The net cash outflow was \$7.8 million comprising initial cash payments of \$11.8 million, net of cash acquired of \$4.0 million. Deferred consideration of \$1.4 million remains unpaid as of December 31, 2024.

The final purchase price allocation resulted in the recognition of goodwill of \$2.7 million and a developed technology intangible asset of \$9.9 million. Goodwill arising in connection with the acquisition is primarily attributable to the assembled workforce of HumanFirst. The goodwill recognized is not deductible for income tax purposes.

### BioTel Research LLC Acquisition

On October 2, 2023, the Company acquired the entire outstanding equity interests of BioTel Research LLC ("BioTel"), a leading provider of medical imaging and cardiac safety monitoring services, from BioTelemetry Inc. in exchange for initial cash consideration of ~~\$68.1 million~~ \$68.1 million. Cash acquired amounted to \$1.4 million. The final purchase price allocation as of the date of acquisition, was based on a preliminary valuation and may be subject to revision. Preliminarily, the BioTel acquisition resulted in the initial recognition of intangible assets of ~~\$36.4 million~~ \$36.4 million and goodwill of ~~\$23.4 million~~ \$23.4 million. Preliminary goodwill Goodwill arising in connection with the acquisition is primarily attributable to the assembled workforce of BioTel and the expected synergies of the acquisition. The goodwill recognized is deductible for income tax purposes.

### Oncacare Limited Acquisition

On April 20, 2023, the Company completed the purchase of the majority investor's 51% majority voting share capital of Oncacare Limited ("Oncacare") for \$5.1 million, such that Oncacare and its subsidiaries became wholly-owned subsidiaries of the ICON Group. The Oncacare acquisition resulted in goodwill of \$13.4 million and also gave rise to an acquisition-related gain of \$6.2 million.

### PRA Health Sciences, Inc. Acquisition

On July 1, 2021 (the "Merger Date"), the Company completed the acquisition of PRA by means of a merger whereby Indigo Merger Sub, Inc., a Delaware corporation and subsidiary of ICON, merged with and into PRA Health Sciences, Inc., the parent of PRA Health Sciences ("the Acquisition" and "the Merger"). The combined company has retained the name ICON and brought together approximately 38,000 (as at the Merger date) employees across the globe, creating the world's largest clinical research organization with a singular focus on clinical research and commercialization. The Merger was accounted for as a business combination using the acquisition method of accounting in accordance with ASC ~~Topic 805~~ 805.

In the years ended December 31, 2024, December 31, 2023 and December 31, 2022, the Company incurred approximately \$23.5 million, Business Combinations, \$16.4 million and \$17.7 million of Merger-related financing fees which are included in the "Interest expense" line item in the Consolidated Statement of Operations.

### Oncacare Limited Acquisition

The combined company leverages its enhanced operations to transform clinical trials and accelerate biopharma customers' commercial success through On April 20, 2023, the development of much needed medicines and medical devices. The combined company has a renewed focus on leveraging data, applying technology and accessing diverse patient populations to speed up drug development.

Upon completion Company completed the purchase of the Merger, pursuant to the terms majority investor's 51% majority voting share capital of the Merger Agreement, PRA Oncacare Limited ("Oncacare") for \$5.1 million, such that Oncacare and its subsidiaries became a wholly owned subsidiary wholly-owned subsidiaries of the ICON Group. Under the terms The Oncacare acquisition resulted in goodwill of the Merger, PRA shareholders received, per share, \$80 in cash \$13.4 million and 0.4125 shares also gave rise to an acquisition-related gain of ICON stock, \$6.2 million.

### Transaction and Integration Costs

In the years ended December 31, 2024, December 31, 2023, December 31, 2022 and December 31, 2021 December 31, 2022, the Company incurred Merger-related net Merger, transaction and integration related expenses of ~~\$44.2 million~~ \$29.6 million, ~~\$39.7 million~~ \$44.2 million and ~~\$198.3 million~~ \$39.7 million, respectively, which were accounted for separately from the business combination and expensed as incurred within the "Transaction and integration related" line item of the Consolidated Statement of Operations. The costs consist of investment banking fees, advisory costs, professional fees, retention agreements with employees, accelerated share-based compensation charges and ongoing integration activities.

In the years ended December 31, 2023, December 31, 2022 and December 31, 2021 the Company incurred approximately \$16.4 million, \$17.7 million and \$86.7 million of Merger-related financing fees which are included in the "Interest expense" line item in the Consolidated Statement of Operations.

The Merger Date fair value of the consideration transferred consisted of the following:

		(in thousands)
Fair value of cash consideration	\$	5,308,646
Fair value of ordinary shares issued to acquiree stockholders		5,658,126
Fair value of replacement share-based awards issued to acquiree employees		209,399
Repayment of term loan obligations and accrued interest *		865,800
	\$	12,041,971

\* This represents the portion of PRA debt paid by ICON. PRA also paid \$401.6 million from available cash to settle debt obligations that existed at the Merger Date.

119 117

The following table summarizes professional fees, legal costs, retention agreements with employees, ongoing business combination and integration activities offset by the allocation remeasurement of the consideration transferred based on the Merger Date fair values of assets acquired and liabilities assumed, with the excess of the purchase price over the estimated fair values of the identifiable net assets acquired recorded as goodwill:

	July 1, 2021
	(in thousands)
Cash and cash equivalents	\$ 259,971
Accounts receivable and unbilled revenue	934,308
Other current assets	125,156
Fixed assets	156,851
Operating lease right-of-use assets	180,601
Goodwill *	8,084,314
Intangible assets	4,919,000
Deferred tax assets	25,190
Other assets	33,928
Accounts payable	(50,259)
Accrued expenses and other current liabilities	(380,048)
Current portion of operating lease liabilities	(36,506)
Unearned revenue	(739,278)
Non-current portion of operating lease liabilities	(147,204)
Deferred tax liabilities	(1,119,762)
Other non-current liabilities	(204,291)
Net assets acquired	\$ 12,041,971

\* The goodwill in connection with the Merger is primarily attributable to the assembled workforce of PRA and the expected synergies of the Merger. None of the goodwill recognized is deductible for income tax purposes.

The following table summarizes the fair value of identified intangible assets and their respective useful lives as of the Merger Date:

	Estimated Fair Value	Estimated Useful Life
	(in thousands)	
Customer relationships	\$ 3,938,000	23 years
Order backlog	500,000	3 years
Trade names	202,000	3 years
Patient database	168,000	7 years
Technology assets	111,000	5 years
	\$ 4,919,000	

120

At June 30, 2022, the Company completed its review of the July 1, 2021 acquisition balance sheet of PRA and completed the final valuation associated with certain assets acquired and liabilities assumed. In the period since the Merger Date, the Company recognized certain measurement period adjustments as shown in the table below:

	Measurement period adjustments
	(in thousands)
Cash and cash equivalents	\$ —
Accounts receivable and unbilled revenue	—
Other current assets	14,465
Fixed assets	(6,137)
Operating lease right-of-use assets	(11,744)
Goodwill	70,436
Intangible assets *	44,000
Deferred tax assets	(147,039)
Other assets	(1,166)
Accounts payable	—
Accrued expenses and other current liabilities	(37,496)
Current portion of operating lease liabilities	1,865
Unearned revenue **	19,623
Non-current portion of operating lease liabilities	10,454
Non-current deferred tax liabilities	193,837
Other non-current liabilities	(151,098)

\* In the year ended December 31, 2022, the Company incurred a \$2.2 million amortization expense which related to the year ended December 31, 2021 due to the timing of the measurement period adjustment.

\*\* The unearned revenue measurement period adjustment also includes \$16.0 million as a result of the early adoption of ASU 2021-08 'Business Combinations (Topic 805) - Accounting for Contract Assets and Contract Liabilities from Contracts with Customers' in Quarter 4 2021.

### liability-classified contingent consideration.

## 7. Fair Value

The Company records certain assets and liabilities at fair value. Fair value is defined as the price that would be received to sell an asset, or paid to transfer a liability in the principal or most advantageous market for the asset or liability in an orderly transaction between market participants at the measurement date. A three-level fair value hierarchy that prioritizes the inputs used to measure fair value is described below. This hierarchy requires entities to maximize the use of observable inputs and minimize the use of unobservable inputs. The three levels of inputs used to measure fair value are as follows:

- Level 1 — Quoted prices in active markets for identical assets or liabilities.
- Level 2 — Observable inputs other than quoted prices included in Level 1, such as quoted prices for similar assets and liabilities in active markets; quoted prices for identical or similar assets and liabilities in markets that are not active; or other inputs that are observable or can be corroborated by observable market data.
- Level 3 — Unobservable inputs that are supported by little or no market activity. This includes certain pricing models, discounted cash flow methodologies, and similar techniques that use significant unobservable inputs.

The carrying amounts of financial instruments, including cash and cash equivalents, accounts receivable and accounts payable approximate fair value due to the short maturities of these instruments.

As of December 31, 2024, the fair value of the major classes of the Company's assets and liabilities measured at fair value on a recurring basis were as follows:

December 31, 2024					
	Level 1	Level 2	Level 3	Other <sup>1</sup>	Total
(in thousands)					
Assets:					
Investments in equity <sup>1,2</sup>	\$ —	\$ —	\$ —	\$ 54,448	\$ 54,448
Total assets	\$ —	\$ —	\$ —	\$ 54,448	\$ 54,448

<sup>1</sup>Excludes investments in equity securities recorded at cost of \$3.5 million which do not qualify for the NAV practical expedient.

121

As of at December 31, 2023, the fair value of the major classes of the Company's assets and liabilities measured at fair value on a recurring basis were as follows:

December 31, 2023												
Level 1	Level 1	Level 2	Level 3	Investments Measured at Net Asset Value			Total	Level 1	Level 2	Level 3	Other <sup>1</sup>	Total
(in thousands)								(in thousands)			(in thousands)	
Assets:												
Available for sale securities (short-term) (a)												
Available for sale securities (short-term) (a)												
Available for sale securities (short-term) (a)												
Available for sale investments (long-term) (b)												
Derivative instruments (c)												
Available for sale securities <sup>3</sup>												
Available for sale securities <sup>3</sup>												
Available for sale securities <sup>3</sup>												
Investments in equity <sup>2</sup>							46,804					
Total assets												
Liabilities:												
Liabilities:												
Liabilities:												
Derivative instruments (c)												
Derivative instruments (c)												
Derivative instruments (c)												
Total Liabilities												
Derivative instruments <sup>4</sup>												
Derivative instruments <sup>4</sup>												
Derivative instruments <sup>4</sup>												
Total liabilities												

<sup>1</sup>As: Certain investments qualify for the NAV practical expedient in ASC 820. Investments in equity consist of December 31, 2022, the interests in funds and equity securities without readily determinable fair value of the major classes of the Company's assets and liabilities measured at fair value on a recurring basis were as follows:

--

	Investments Measured at Net				
	Level 1	Level 2	Level 3	Asset Value	Total
	(in thousands)				
Assets:					
Available for sale securities (short-term) (a)	\$ 1,713	\$ —	\$ —	\$ —	1,713
Available for sale investments (long-term) (b)	—	—	—	32,631	32,631
Derivative instruments (c)		12			12
Total assets	\$ 1,713	\$ 12	\$ —	\$ 32,631	\$ 34,356
Liabilities:					
Derivative instruments (c)	—	3,670	—	—	3,670
Total liabilities	\$ —	\$ 3,670	\$ —	\$ —	\$ 3,670

(a) Represents the fair value of highly liquid investments with maturities greater than three months, a minimum "A-" rated fixed term deposit and are based on quoted market prices.

(b) values. To determine the classification of interests investments in long-term investments, equity, the Company considered the nature of its investment, the extent of influence over operating and financial decisions and the availability of readily determinable fair values. The Company determined that the interests in funds at December 31, 2023 December 31, 2024 and December 31, 2022 December 31, 2023 meet the definition of equity securities without readily determinable fair values. The Company concluded that the interests held at December 31, 2023 December 31, 2024 and December 31, 2022 December 31, 2023 qualify for the NAV practical expedient in ASC 820, expedient. Any increases or decreases in fair value are recognized in net income in the period.

(c) Represents the fair value of highly liquid investments with maturities greater than three months, a minimum "A-" rated fixed term deposit and are based on quoted market prices.

Represents the fair value of the interest rate caps and the interest rate swap.

118

#### Non-recurring Fair Value Measurements

Certain assets and liabilities are carried on the Consolidated Balance Sheet at cost and are not re-measured to fair value on a recurring basis. These assets include finite-lived intangible assets that are tested for impairment when a triggering event occurs and goodwill that is tested for impairment annually or when a triggering event occurs. As of December 31, 2023 December 31, 2024, assets carried on the balance sheet and not re-measured to fair value on a recurring basis totaled approximately \$12,878.0 million \$12,614.7 million (December 31, 2022: \$13,250.4 million 2023: \$12,878.0 million) and are identified as Level 3 assets. These assets are comprised of goodwill of \$9,022.1 million \$9,051.4 million (December 31, 2022: \$8,971.7 million) and 2023: \$9,022.1 million), intangible assets of \$3,855.9 million \$3,559.8 million (December 31, 2022: 2023: \$3,855.9 million) and investments in equity recorded at cost of \$4,278.7 3.5 million).

The estimated fair value of the Company's debt was \$3,793.5 \$3,469.2 million at December 31, 2023 December 31, 2024 (December 31, 2022: \$4,650.3 2023: \$3,793.5 million). The fair values of the Senior Secured Credit Facilities senior secured term loan facility, the 2026 Notes and Senior Secured the New Notes were determined based on Level 2 inputs, which are based on rates at which the debt is traded among financial institutions. The fair value of the senior secured revolving loan facility is recorded as approximates its carrying value, due to the short term duration.

## 8. Investments

### (a) Available for sale investments (short-term)

As at December 31, 2023, the Company held \$2.0 million of available for sale investments (December 31, 2022: \$1.7 million). Short-term investments comprise highly liquid investments with maturities of greater than three months and minimum "A-" rated fixed term deposits. The Company classifies its short-term investments as available for sale.

Short term investments at December 31, 2023 have an average maturity of 3.6 years compared to 2.8 years at December 31, 2022. The contractual maturity of certain investments Investments in the portfolio is greater than 12 months; however, classification as short-term investments reflects the Company's practice and intention in respect of these investments. The Company recognizes the unrealized losses in equity as these unrealized losses on short-term investments have been considered as temporary.

### (b) Available for sale investments (long-term)

The Company entered into subscription agreements with a number of funds. During the year ended December 31, 2023 December 31, 2024, net capital totaling \$14.0 million \$13.1 million (December 31, 2022: \$3.7 million 2023: \$14.0 million) had been advanced under the terms of the subscription agreements. The Company determined that the interest in funds meets the definition of equity securities without readily determinable fair values. The Company therefore concluded that the interests held at December 31, 2023 December 31, 2024 and December 31, 2022 December 31, 2023 qualify for the NAV practical expedient in ASC 820.

There was an a decrease in fair value of \$3.3 million (December 31, 2023: increase in fair value of \$0.2 million (December 31, 2022: \$6.3 million) recognized in net income during the year bringing the carrying value of the subscriptions to \$46.8 million \$54.4 million at December 31, 2023 (December 31, 2022: \$32.6 million). December 31, 2024. At December 31, 2023 2024, the Company

had committed to future investments of \$66.4 million \$102.2 million in respect of these funds.

#### (c) Equity method investments

On July 24, 2020, the Company obtained a 49% interest in the voting share capital of Oncacare in exchange for consideration of \$4.9 million. At that time, the Company's investment in Oncacare was accounted for under the equity method due to the Company's ability to exercise significant influence over Oncacare. The Company recorded its pro rata share of the earnings/losses of this investment in 'Share of losses' investments in equity investments' in the Consolidated Statement also include equity investments of Operations.

The Company has recorded losses \$3.5 million (of \$0.4 million, \$3.1 million and \$2.2 million representing its pro rata share of the losses in Oncacare which \$1.5 million was invested during the year ended December 31, 2023, December 31, 2022 December 31, 2024) which do not qualify for the NAV practical expedient, and December 31, 2021, respectively, for which the measurement alternative has been applied. Accordingly, these investments in equity are measured at cost, less impairment.

#### On April 20, 2023 Available for sale investments

As at December 31, 2024, the Company completed the purchase held available for sale investments amounting to \$nil (December 31, 2023: \$2.0 million). Short-term investments comprise highly liquid investments with maturities of the majority investor's 51% majority voting share capital of Oncacare, such that Oncacare greater than three months and minimum "A-" rated fixed term deposits. The Company classifies its subsidiaries became wholly-owned subsidiaries of the ICON Group. short-term investments as available for sale.

#### 9. Property, Plant and Equipment, net

The carrying amount of Property, Plant and Equipment for the years ended December 31, 2023 December 31, 2024 and 2022 2023 is as follows:

		December 31, 2023	December 31, 2022
		(in thousands)	
		December 31, 2024	December 31, 2023
Cost	Cost	Cost	(in thousands)
Land			
Buildings			
Computer equipment and software			
Office furniture and fixtures			
Laboratory equipment			
Leasehold improvements			
Motor vehicles			
Total Cost			
Total Cost			
Total Cost			
Less accumulated depreciation and asset write offs			
Property, plant and equipment (net)			
Property, plant and equipment (net)			
Property, plant and equipment (net)			

The depreciation expense recognized by the Company was \$138.2 million, \$126.1 million, \$106.4 million, and \$75.5 million \$106.4 million for the twelve months years ended December 31, 2023 December 31, 2024, 2022, 2023, and 2021, 2022, respectively.

The Company regularly updates its register of property, plant and equipment and during the year ended December 31, 2023 December 31, 2024 and the year ended December 31, 2022 December 31, 2023, certain fully depreciated assets were written off as they were no longer used by the Company.

#### 10. Goodwill

The change in the carrying amount of goodwill for the years ended December 31, 2023 December 31, 2024 and 2022 2023 is as follows:

	December 31, 2023	December 31, 2022
	(in thousands)	
Opening goodwill	\$ 8,971,670	\$ 9,037,931
Current year acquisitions (note 6)	36,750	—
Prior period acquisition (note 6)	—	(35,692)
Foreign exchange movement	13,655	(30,569)
Closing goodwill	\$ 9,022,075	\$ 8,971,670

	December 31, 2024	December 31, 2023
	(in thousands)	
Opening balance	\$ 9,022,075	\$ 8,971,670
Current period acquisitions (note 6)	46,126	36,750
Foreign exchange movement	(16,791)	13,655
Closing balance	\$ 9,051,410	\$ 9,022,075

There were no goodwill impairment losses charges for the years year ended December 31, 2024 or the year ended December 31, 2023 and 2022.

## 11. Intangible Assets

The carrying amount of Intangible Assets for the years ended December 31, 2023 December 31, 2024 and 2022 2023 is as follows:

	December 31, 2023	December 31, 2022
	December 31, 2024	December 31, 2023
Cost	Cost	Cost
	(in thousands)	(in thousands)
Customer relationships		
Order backlog		
Trade names & brands		
Patient database		
Technology assets		
Total cost		
Accumulated amortization		
Accumulated amortization		
Accumulated amortization		
Net book value		

The amortization expense recognized by the Company was \$459.9 350.3 million, \$459.9 million, and \$463.1 million for the years ended December 31, 2024, 2023, and 2022, respec, \$463.1 million, and \$239.5 million for ctively. The decrease in amortization in the twelve months ended December 31, 2023 December 31, 2024 is due to the order backlog and trade name intangible assets recognized in connection with the PRA merger amounting to \$500.0 million and \$202.0 million respectively as of the date of acquisition, becoming fully amortized on July 1, 2024.

On August 19, 2024, 2022, the Company acquired KCR. The acquisition resulted in the recognition of intangible assets of \$45.1 million, comprising customer relationships of \$41.4 million and 2021, order backlog of \$3.7 million. These assets will be amortized over their expected useful lives of 13 years and 5 years respectively. In total, \$1.3 million has been amortized in the period since the date of acquisition. Refer to note 6. *Business Combinations*.

On January 9, 2024, the Company acquired HumanFirst. The acquisition resulted in the recognition of a developed technology intangible asset of \$9.9 million which will be amortized over its expected useful life of 5 years. In total, \$2.0 million has been amortized in the period since the date of acquisition. Refer to note 6. *Business Combinations*.

On October 2, 2023, the Company Company acquired the entire outstanding equity interests of BioTel Research LLC ("BioTel"), a leading provider of medical imaging and cardiac safety monitoring services, from BioTelemetry Inc. in exchange for initial cash consideration of \$68.1 million. The acquisition resulted in the recognition of intangible assets of \$36.4 million, comprising customer relationships of \$12.5 million, order backlog of \$3.9 million and developed technology assets of \$20.0 million. These assets will be amortized over their expected useful lives of between 3 years and 16 years. In total, \$1.5 million \$6.1 million has been amortized in during the period since the date of acquisition. twelve months ended December 31, 2024 (

On July 1, 2021, ICON plc announced the completion of its Merger with PRA Health Sciences, Inc. The Merger resulted in the recognition of Customer relationships of \$3,938.0 December 31, 2023: \$1.5 million Order backlog of \$500.0 million, Trade names of \$202.0 million, Patient database of \$168.0 million and Technology assets of \$111.0 million. These assets are being amortized over their expected useful lives of between 3 and 23 years. The valuation of these assets was finalized in June 30, 2022). In total, \$1,128.5 million has been amortized in the period since the date of acquisition, \$451.4 million has been amortized in the year ended December 31, 2023 Refer to note 6. *Business Combinations*.

Future intangible asset amortization expense for the years ended December 31, 2024 December 31, 2025 to December 31, 2028 December 31, 2029 is as follows:

	(in thousands)
2024	
	(in thousands)
2025	
2026	
2027	
2028	
2029	



Total
-------

## 12. Other Liabilities

The carrying amount of Other Liabilities for the years ended December 31, 2023 December 31, 2024 and 2022 2023 is as follows:

	December 31, 2023	December 31, 2022
	December 31, 2024	December 31, 2023
	(in thousands)	(in thousands)
General trade and overhead liabilities*		
Personnel related liabilities		
Operating lease liabilities		
Facility related liabilities		
Other liabilities		
Restructuring liabilities		
Short term government grants		
Total		

\*includes amounts due to third parties in respect of accrued reimbursable investigator expenses of \$369.2 million at December 31, 2024 and \$333.0 million at December 31, 2023 and \$406.3 million at December 31, 2022.

## 13. Bank Credit Lines credit lines, loan facilities and Loan Facilities notes

The Company had the following debt outstanding as of December 31, 2023 December 31, 2024 and 2022: December 31, 2023:

		Interest rate as of		Interest rate as of		Principal amount as of		Interest rate as of		Principal amount as of
Maturity Date	Maturity Date	December 31, 2023	December 31, 2022	December 31, 2023	December 31, 2022	Maturity Date	December 31, 2024	December 31, 2023	December 31, 2024	December 31, 2023
(in thousands)										
Senior Secured Term Loan										
Senior Secured Notes										
Senior Secured Revolving Loan Facility										
Senior Secured Notes (the "2026 Notes")										
Senior Secured Revolving Loan										
Senior Secured Notes (the "2027 Notes")*										
Senior Secured Notes (the "2029 Notes")*										
Senior Secured Notes (the "2034 Notes")*										
Total debt										
Total debt										
Total debt										
Less current portion of debt										
Less current portion of debt										
Less current portion of debt										
Total long-term debt										
Less debt issuance costs and debt discount										
Total long-term debt, net										
*Issued May 8, 2024										

The Company incurred interest costs from various financing arrangements during the years ended December 31, 2023, December 31, 2024, December 31, 2022, December 31, 2023 and December 31, 2021, December 31, 2022 as set out in the table below. These costs have been charged in the interest expense line of the Consolidated Statement of Operations. In the years ending December 31, 2023, December 31, 2024, December 31, 2022, December 31, 2023 and December 31, 2021, December 31, 2022, the Company expensed \$16.4 million, \$23.5 million, \$17.7 million, \$16.4 million and \$86.7 million, \$17.7 million of transaction related financing costs, inclusive of the amortization of financing fees which were previously capitalized, associated with the debt facilities used to finance the Merger, capitalized.

	Year ended		
	December 31, 2023	December 31, 2022	December 31, 2021
	December 31, 2024	December 31, 2023	December 31, 2022
	(in thousands)		

Interest expense on drawn facilities

Amortization of merger related financing fees

Transaction and one time financing costs

Other financing costs\*

Other financing costs\*

Other financing costs\*

Total financing costs

\*Includes costs associated with the senior secured revolving loan facility.

As of December 31, 2023, December 31, 2024, the contractual maturities of the Company's debt obligations were as follows:

Current maturities of debt:	(in thousands)
2024	
Maturities of debt:	(in thousands)
2025	
2026	
2027	
2028 and thereafter	
2028	
2029 and thereafter	
Total	

The Company's primary financing arrangements are its senior secured credit facilities (the "Senior Secured Credit Facilities"), which consists of a senior secured term loan and a revolving credit facility, facility; the 2026 Notes and the New Notes.

#### The New Notes

On May 8, 2024, ICON Investments Six Designated Activity Company (the "Issuer"), a wholly-owned subsidiary of ICON plc, issued \$2 billion senior secured notes ("the New Notes"). The New Notes were issued in aggregate principal amounts of: \$750 million 5.809% Senior Secured Notes due 2027 (the "2027 Notes"), \$750 million 5.849% Senior Secured Notes due 2029 (the "2029 Notes") and \$500 million 6.000% Senior Secured Notes due 2034 (the "2034 Notes").

The Company paid an underwriting discount of \$6.8 million on the New Notes being: 0.250% of the principal amount of the 2027 Notes, 0.350% of the principal amount of the 2029 Notes and 0.450% of the 2034 Notes. Further, the 2034 Notes were issued at a discount of \$0.5 million (issued at 99.896% of par).

The proceeds from the issuance were used to repay a portion of the senior secured notes (the "Senior term loan outstanding under the Senior Secured Notes") Credit Facilities and to pay fees, costs and expenses related to the offering.

Interest on the New Notes is payable on May 8 and November 8 of each year, having commenced on November 8, 2024. Unless previously redeemed, the 2027 Notes will mature on May 8, 2027, the 2029 Notes will mature on May 8, 2029 and the 2034 Notes will mature on May 8, 2034.

The New Notes are guaranteed on a senior secured basis by ICON and its existing and future wholly owned subsidiaries, in each case that guarantee the obligations under our Senior Secured Credit Facilities and the 2026 Notes. The New Notes are the senior secured obligation of the Issuer and the Guarantors and rank equally in right of payment to all of the Issuer's and Guarantors' existing and future senior debt and senior in right of payment to all of the Issuer's and Guarantors' existing and future subordinated debt. The New Notes and the guarantees are secured on a first-lien basis by substantially all of the existing and future assets of the Issuer and the Guarantors that also secure the Issuer's and the Guarantors' obligations under the Senior Secured Credit Facilities and the 2026 Notes on a pari passu basis, subject to permitted liens, and the liens on the collateral securing the New Notes rank equally in priority with the liens on the collateral securing borrowings and guarantees under the Senior Secured Credit Facilities, the 2026 Notes and any other future pari passu first lien indebtedness.

#### Senior Secured Credit Facilities

On July 1, 2021, the Company completed the acquisition of PRA Health Sciences, Inc. ("PRA") by means of a merger whereby Indigo Merger Sub, Inc., a Delaware corporation and subsidiary of ICON, merged with and into PRA, the parent of the PRA Health Sciences ("the Merger"). In conjunction with the completion of the Merger, on July 1, 2021, ICON entered into a credit agreement providing for a senior secured term loan facility of \$5,515 million and a senior secured revolving loan facility in an initial aggregate principal amount of \$300 million (the "Senior Secured Credit Facilities"). The Senior Secured Credit Facility and Senior Secured Notes were issued at a discount of \$27.6 million. On May 2, 2023, the Company agreed with its lenders to increase the aggregate principal amount of the senior secured revolving loan facility from \$300 million to \$500 million. The Senior Secured Credit Facilities and the 2026 Notes were issued at a discount of \$27.6 million.

Borrowings under the senior secured term loan facility amortize in equal quarterly installments in an amount equal to 1.00% per annum of the principal amount, with the remaining balance due at final maturity. The interest rate margin applicable to borrowings under the senior secured term loan facility is USD Term SOFR and a Term SOFR Adjustment depending on the interest period chosen plus an applicable margin which is dependent on the Company's net leverage ratio. At As of December 31, 2023 December 31, 2024, the applicable margin is 2.25% 2.0% (which reflects the Third Amendment). The senior secured term loan facility is subject to a floor of 0.50%.

The Reflecting the Third Amendment, the interest rate margin applicable to borrowings under the revolving loan facility will be, at the option of the borrower, either (i) the applicable base rate plus an applicable margin of 1.00% 0.45%, 0.60% 0.10% or 0.25%-% based on ICON's the Company's current corporate family rating assigned by S&P of BB- BB (or lower), BB BB+ or BB+ BBB- (or higher), respectively, or (ii) Term SOFR plus a Term SOFR Adjustment on the interest period chosen plus an applicable margin of 2.00% 1.45%, 1.60% 1.10%, 0.85%, 0.65%, or 1.25% 0.50% based on ICON's the Company's current corporate family rating assigned by S&P of BB- BB (or lower), BB BB+, BBB-, BBB or BB+ BBB+ (or higher), respectively. In addition, lenders under the revolving loan facility are entitled to commitment fees as a percentage of the applicable margin at the time of drawing and utilization fees dependent on the proportion of the facility drawn. As at December 31, 2023, \$445.0 million remained undrawn under the senior secured revolving loan facility.

The Borrowers' (as defined in the Senior Secured Credit Facility) obligations under the Senior Secured Credit Facilities are guaranteed by ICON and the subsidiary guarantors. The Senior Secured Credit Facilities are secured by a lien on substantially all of ICON's, the Borrowers' and each of the subsidiary guarantor's assets (subject to certain exceptions), and the Senior Secured Credit Facilities will have a first-priority lien on such assets, which will rank pari passu with the lien securing the Senior Secured 2026 Notes and the New Notes subject to other permitted liens. The Company is permitted to make prepayments on the senior secured term loan without penalty.

Principal repayments, comprising mandatory and voluntary repayments, during the year ended December 31, 2023 December 31, 2024 and December 31, 2022 2023 were as follows:

Principal repayments		December 31, 2023	December 31, 2022
		(in thousands)	
Quarter 1	\$	250,000	\$ 300,000
Quarter 2		150,000	100,000
Quarter 3		300,000	200,000
Quarter 4		250,000	200,000
Total	\$	950,000	\$ 800,000

Principal repayments		December 31, 2024	December 31, 2023
		(in thousands)	
Quarter 1	\$	(275,000)	\$ (250,000)
Quarter 2		(2,014,882)	(150,000)
Quarter 3		(7,441)	(300,000)
Quarter 4		(7,440)	(250,000)
Total repayments	\$	(2,304,763)	\$ (950,000)

The voluntary repayments made during the year resulted in an accelerated charge associated with previously capitalized fees of \$7.9 \$16.9 million (December 31, 2022: \$7.8 2023: \$7.9 million).

During the year ended December 31, 2023 December 31, 2024, the Company drew down \$370.0 \$318.0 million (December(December 31, 2022: \$75.0 2023: \$370.0 million) of the senior secured revolving loan facility and repaid \$373.0 million (December 31, 2023: \$315.0 million (December 31, 2022: \$75.0 million) as shown below. As at December 31, 2023 December 31, 2024, \$nil (December 31, 2023: \$55.0 million (December 31, 2022: \$nil) million) was drawn under the senior secured revolving loan facility.

	Drawdown	Repayment	Closing Balance
	(in thousands)		
December 31, 2022	\$ —	\$ —	—
Quarter 1, 2023	180,000	100,000	80,000
Quarter 2, 2023	50,000	80,000	50,000
Quarter 3, 2023	75,000	50,000	75,000
Quarter 4, 2023	65,000	85,000	55,000
	\$ 370,000	\$ 315,000	

	Drawdown	Repayment	Closing Balance
	(in thousands)		
Quarter 1, 2023	\$ 180,000	\$ (100,000)	80,000

Quarter 2, 2023	50,000	(80,000)	50,000
Quarter 3, 2023	75,000	(50,000)	75,000
Quarter 4, 2023	65,000	(85,000)	55,000
Total drawdown / (repayments) in 2023	370,000	(315,000)	
Quarter 1, 2024	50,000	(55,000)	50,000
Quarter 2, 2024	143,000	(193,000)	—
Quarter 3, 2024	50,000	(50,000)	—
Quarter 4, 2024	75,000	(75,000)	—
Total drawdown / (repayments) in 2024	\$ 318,000	\$ (373,000)	

#### Senior Secured 2026 Notes

In addition to the Senior Secured Credit Facilities, on July 1, 2021, a subsidiary of the Company issued \$500 million in aggregate principal amount of 2.875% senior secured notes due 2026 (the "2026 Notes") in a private offering (the "Offering"). The Senior Secured 2026 Notes will mature on July 15, 2026.

#### Fair Value of Debt

The estimated fair value of the Company's debt was \$3,469.2 million at December 31, 2024 and (December 31, 2023: \$3,793.5 million and \$4,650.3 million at December 31, 2023 and December 31, 2022, respectively, million). The fair values of the Senior Secured Credit Facilities senior secured term loan facility, the 2026 Notes and Senior Secured the New Notes were determined based on Level 2 inputs, which are based on rates at which the debt is traded among financial institutions. The fair value of the senior secured revolving loan facility is recorded as approximates its carrying value due to the short term duration.

#### 14. Derivatives

The Company has previously entered into interest rate cap and swap agreements for purposes of managing its exposure to interest rate fluctuations. These financial derivative agreements are designated as cash flow hedges.

On November 29, 2022, the Company entered into two interest rate cap agreements ("2022 Caps") with an initial total notional value of \$2,101 million to limit its exposure to changes in the variable interest rate on its Senior Secured Credit Facilities. Interest on the 2022 Caps began accruing on December 30, 2022 and the interest rate caps were due to expire on December 31, 2024. The Under the terms of the interest rate caps, the Company pays had paid a fixed rate of 0.42% and receives received a variable rate equal to the amount that the three-month SOFR rate exceeds 4.75%.

On November 29, 2022, the Company entered into an interest rate swap agreement ("2022 Swap") with an initial notional value of \$1,101 million to limit its exposure to changes in the variable interest rate on its Senior Secured Credit Facilities. Interest on the 2022 Swap begins was due to begin accruing on December 31, 2024 and the interest rate swap expires was due to expire on September 30, 2026. The Under the terms of the interest rate swap, the Company pays would have paid a fixed rate of 3.4% and receives would have received a variable rate of interest equal to the three-month SOFR on the 2022 Swap.

The 2022 Caps and the 2022 Swap are were designated as cash flow hedges. Gains and losses are were initially reported as a component of other comprehensive income/loss and subsequently recognized in net income.

During the year, the Company's exposure to interest rate fluctuations significantly reduced with the voluntary and mandatory repayments of the senior secured term loan facility (refer to note 13. Bank credit lines, loan facilities and notes). Given this reduction and the repricing of the Senior Secured Credit facilities, the Company closed the 2022 Caps and 2022 Swap agreements.

At December 31, 2024, 73% of the Company's outstanding debt is at a fixed interest rate (December 31, 2023: 13%).

During the year ended December 31, 2024, the Company recognized a gain of \$5.0 million (December 31, 2023: \$1.6 million) within other comprehensive income/loss after a reclassification of \$13.9 million (December 31, 2023: \$2.4 million) from other comprehensive income/loss to the income statement.

The fair values value of the Company's derivative financial instruments at December 31, 2024 amount to \$nil. The fair value of the Company's derivative financial instruments at December 31, 2023 on a gross basis, are summarized in the following table:

	December 31, 2023			December 31, 2022		
	Asset	Liability	Notional	Asset	Liability	Notional
	(in thousands)			(in thousands)		
Derivatives designated as hedging instruments:						
Interest Rate Caps	\$ —	\$ 1,871	\$ 1,600,606	\$ 12	\$ 3,363	\$ 2,100,606
Interest Rate Swap	—	540	1,100,606	—	307	1,100,606
Total derivatives designated as hedging instruments	\$ —	\$ 2,411	\$ 2,701,212	\$ 12	\$ 3,670	\$ 3,201,212

As of December 31, 2023, the Company recognized a current derivative liability of \$1.9 million within other liabilities (December 31, 2022: \$3.3 million within other liabilities and \$0.01 million within other receivables) and a non current derivative liability of \$0.5 million (December 31, 2022: \$0.4 million) within non-current other liabilities.

During the year ended December 31, 2023, the Company recognized a gain of \$1.6 million within other comprehensive income/loss (December 31, 2022: \$3.7 million loss) after a reclassification of \$2.4 million from other comprehensive income/loss to the income statement (December 31, 2022: \$0.1 million).

During the next 12 months, the Company estimates that an additional \$3.2 million will be reflected as interest expense in the consolidated statements.

	December 31, 2023		
	Asset	Liability	Notional
	(in thousands)		
Interest Rate Caps	\$ —	\$ 1,871	\$ 1,600,606
Interest Rate Swap	—	540	1,100,606
Total derivatives designated as hedging instruments	\$ —	\$ 2,411	\$ 2,701,212

## 15. Operating Leases

Lease costs recorded under operating leases for the years ended December 31, 2023, December 31, 2024, 2022, 2023 and 2021, 2022 were as follows:

	Year ended		
	December 31, 2023	December 31, 2022	December 31, 2021
	December 31, 2024	December 31, 2023	December 31, 2022
	(in thousands)		
Operating lease costs			
Operating lease costs			
Operating lease costs			
Income from sub-leases			
Net operating lease costs			

Of the total cost of \$45.7 million \$44.9 million incurred in the year ended December 31, 2023, December 31, 2024 (December 31, 2023, \$45.7 million; December 31, 2022, \$52.7 million), \$37.2 million (December 31, 2023, \$37.9 million; December 31, 2022, \$48.3 million) is recorded within selling, general and administration costs and \$7.7 million (December 31, 2023, \$7.8 million is recorded within direct costs. Of the total cost of \$52.7 million incurred in the year ended December 31, 2022, \$48.3 million is recorded within selling, general and administration costs and \$4.4 million is recorded within direct costs. Of the total cost of \$49.9 million incurred in the year ended December 31, 2021, \$47.5 million is recorded within selling, general and administration costs and \$2.4 million is recorded within direct costs.

Right-of-use assets obtained, in exchange for lease obligations, during the years ended December 31, 2024 and December 31, 2023 totaled \$64.8 million and December 31, 2022 totaled \$37.7 million and \$28.7 million, respectively.

During the years ended December 31, 2023, December 31, 2024, 2022, 2023 and 2021, 2022, impairments of operating right-of-use assets were recognized within restructuring charges for \$8.7 million \$13.8 million, \$24.8 million \$8.7 million, and \$15.4 million \$28.4 million, respectively, as part of an office consolidation program (see note 19, note 19 - Restructuring Charges).

The weighted average remaining lease term and weighted-average discount rate at December 31, 2024 were 6.56 years and 4.01%, respectively. The weighted average remaining lease term and weighted-average discount rate at December 31, 2023 were 6.72 years and 3.29%, respectively. The weighted average remaining lease term and weighted-average discount rate at December 31, 2022 were 6.90 years and 2.45%, respectively.

Future minimum lease payments under non-cancelable leases as of December 31, 2023, December 31, 2024 were as follows:

		Minimum rental payments		Minimum rental payments	Minimum rental payments	(in thousands)
				(in thousands)		
2024						
2025	2025	\$	42,931			
2026	2026		38,445			
2027	2027		31,257			
2028	2028		24,156			
2029			17,838			
Thereafter	Thereafter		45,047			
Total future minimum lease payments	Total future minimum lease payments		199,674			
Lease imputed interest	Lease imputed interest		(22,806)			
Total	Total	\$	176,868			

Operating lease liabilities are presented as current and non-current. Operating As at December 31, 2024, operating lease liabilities of \$36.4\$36.8 million and \$43.7 million have been included in other Other liabilities (December 31, 2023: \$36.4 million) and \$140.1 million million have been classified as at December 31, 2023 and December 31, 2022, respectively, Non-current Lease Liabilities (December 31, 2023: \$126.3 million).

#### 16. Non-current other liabilities

The carrying amount of Non-current other liabilities for the years ended December 31, 2023 December 31, 2024 and 2022 2023 is as follows:

	December 31, 2023	December 31, 2022
	(in thousands)	
Defined benefit pension obligations, net (note 21)	\$ 14,738	\$ 13,033
Other non-current liabilities	31,260	25,227
	\$ 45,998	\$ 38,260

	December 31, 2024	December 31, 2023
	(in thousands)	
Other non-current liabilities	83,470	45,998
Total	\$ 83,470	\$ 45,998

#### 17. Commitments and Contingencies

##### Litigation

We do not expect any litigation to have a materially adverse effect on our financial condition or results of operations. However, from time to time, we may become involved in various lawsuits and legal proceedings which arise in the ordinary course of business. Litigation is subject to inherent uncertainties, and an adverse result in these or other matters may arise from time to time that may harm our business.

##### Operating Leases

The Company has several non-cancelable operating leases, primarily for facilities, that expire over the next sixteen years. These leases generally generally contain renewal options and require the Company to pay all executory costs such as maintenance and insurance. See note 15.note 15 - Operating leases for rental expense pursuant to ASC 842 for the years ended December 31, 2023 December 31, 2024, 20222023 and 2021 2022 and future minimum rental commitments as of December 31, 2023 December 31, 2024.

#### 18. Share Capital

Holders of ordinary shares are entitled to receive such dividends as may be recommended by the Board of Directors of the Company and approved by the shareholders and/or such interim dividends as the Board of Directors of the Company may decide. On liquidation or a winding up of the Company, the par value of the ordinary shares are repaid out of the assets available for distribution among the holders of the ordinary shares of the Company. Holders of ordinary shares have no conversion or redemption rights. On a show of hands, every holder of an ordinary share present in person or proxy at a general meeting of shareholders shall have one vote, for each ordinary share held with no individual having more than one vote.

##### (a) Employee share Share based payments

During the year ended December 31, 2024, 311,040 options were exercised at an average exercise price of \$116.31 per share for total proceeds of \$36.2 million. During the year ended December 31, 2024, 120,458 ordinary shares were issued in respect of certain RSUs and 9,975 ordinary shares were issued in respect of PSUs previously awarded by the Company.

During the year ended December 31, 2023, 535,705 options were exercised by employees at an average exercise price of \$95.12 per share for total proceeds of \$51.0 million. During the year ended December 31, 2023, 188,800 ordinary shares were issued in respect of certain RSUs and 47,026 ordinary shares were issued in respect of PSUs previously awarded by the Company.

During the year ended December 31, 2022, 348,286 options were exercised by employees at an average exercise price of \$102.87 per share for total proceeds of \$35.8 million. During the year ended December 31, 2022, 195,029 ordinary shares were issued in respect of certain RSUs and 46,087 ordinary shares were issued in respect of PSUs previously awarded by the Company.

During the year ended December 31, 2021, 1,065,529 options were exercised by employees at an average exercise price of \$111.29 per share for total proceeds of \$118.6 million. During the year ended December 31, 2021, 446,404 ordinary shares were issued in respect of certain RSUs and 44,132 ordinary shares were issued in respect of PSUs previously awarded by the Company.

On July 1, 2021, the Company completed the Acquisition of PRA. In accordance with the terms of the Merger Agreement, the Company issued 27,372,427 shares of the Company's ordinary share capital at par value in exchange for all outstanding PRA shares of common stock.

##### (b) Share Repurchase Program

The Company can acquire up to 10% of its outstanding ordinary shares (by way of redemption), in accordance with Irish

law and the Company's constitutional documents through open market share acquisitions. A resolution was passed at the Company's Annual General Meeting ("AGM") on **July 22, 2016** July 23, 2024, which **authorized renewed the authorization** for the Directors to purchase (buyback) up to 10% of the outstanding shares in the Company. **This resolution has been renewed annually thereafter.**

On **February 18, 2022** February 20, 2024, the **Company commenced** Company's Board of Directors authorized a **share new** buyback program which was fully complete at March 31, 2022. Under of up to \$500.0 million of the outstanding ordinary shares of the Company. On October 22, 2024, the Company's Board of Directors authorized an additional buyback program of up to \$250.0 million of the outstanding ordinary shares of the Company.

All ordinary shares that are redeemed under the buyback program will be canceled in accordance with the constitutional documents of the Company and the nominal value of these shares transferred to an undenominated capital fund as required under Irish Company law.

During the year ended December 31, 2024, 2,179,699 ordinary shares were redeemed by the Company under this buyback program for a total consideration of \$500.0 million.

No ordinary shares were redeemed by the Company during the year ended December 31, 2023.

During the year ended December 31, 2022, 420,530 ordinary shares were redeemed by the Company for total consideration of \$100.0 million.

All ordinary shares that were redeemed under the buyback program were canceled in accordance with the Constitution of the Company and the nominal value of these shares transferred to other undenominated capital as required under Irish Company law.

Under the repurchase program, a broker purchased or may purchase the Company's shares from time to time on the open market or in privately negotiated transactions in accordance with agreed terms and limitations. The program was and may be in the future designed to allow share repurchases during periods when the Company would ordinarily not be permitted to do so because it may be in possession of material non-public or price-sensitive information or due to applicable insider trading laws or self-imposed trading blackout periods. The Company's instructions to the broker in such cases were or may in the future be irrevocable and the trading decisions in respect of the repurchase program were made or will be made independently of and uninfluenced by the Company. The Company confirms that on entering the share repurchase plans it had no material non-public, price-sensitive or inside information regarding the Company or its securities. Furthermore, the Company will not enter into additional plans whilst in possession of such information. The timing and actual number of shares acquired by way of the redemption will be dependent on market conditions, legal and regulatory requirements and the other terms and limitations contained in the program. In addition, acquisitions under the program may be suspended or discontinued in certain circumstances in accordance with the agreed terms. Therefore, there can be no assurance as to the timing or number of shares that may be acquired under the program.

## 19. Restructuring Charges

In the **year years** ended **December 31, 2023** December 31, 2024, a restructuring charge of December 31, 2023 and December 31, 2022, the Company incurred approximately \$92.1 million, \$45.4 million was recognized and \$31.1 million of restructuring charge in the Consolidated Statements of Operations under a restructuring plan adopted following a review of operations.

The restructuring plan reflected a workforce reduction of \$74.5 million (December 31, 2023: \$34.1 million, December 31, 2022: \$2.7 million) and an office consolidation program to optimize the Company's office footprint of \$17.6 million (December 31, 2023: \$11.3 million, December 31, 2022: \$28.4 million), being the impairment of operating right-off-use assets and related property plant and equipment of \$15.7 million (December 31, 2023: \$8.7 million, December 31, 2022: \$28.4 million) and onerous contract costs of \$1.9 million (December 31, 2023: \$2.6 million, December 31, 2022: \$nil ).

	Year Ended		
	December 31, 2023	December 31, 2022	December 31, 2021
	(in thousands)		
Restructuring charges	\$ 45,390	\$ 31,143	\$ 31,105
Net charge	\$ 45,390	\$ 31,143	\$ 31,105

	Year Ended		
	December 31, 2024	December 31, 2023	December 31, 2022
	(in thousands)		
Restructuring charges	\$ 92,123	\$ 45,390	\$ 31,143
Total	\$ 92,123	\$ 45,390	\$ 31,143

At **December 31, 2023** December 31, 2024, a total liability of \$31.5 million (December 31, 2023: \$7.0 million) was recorded on the Consolidated Balance Sheet relating to restructuring activities.

	Year Ended	
	December 31, 2024	December 31, 2023
	(in thousands)	
Opening provision	\$ 6,999	\$ 6,022
Charge during the year*	76,392	36,704
Utilization	(51,917)	(35,727)
Ending provision	\$ 31,474	\$ 6,999



\*The **total liability included** charge for the year ended December 31, 2024 reflects the workforce reduction of \$74.5 million (December 31, 2023: \$34.1 million) and onerous contract costs of \$1.9 million (December 31, 2023: \$2.6 million).

The closing provision of \$31.5 million(December 31, 2023: \$7.0 million) reflects:

(1) \$27.7 million (December 31, 2023: \$4.0 million) of personnel related liabilities as a result of the workforce reduction; all of which have been classified as short-term within Other Liabilities, and

(2) \$3.8 million (December 31, 2023: \$3.0 million) of facilities related liabilities of which \$1.4 million(December 31, 2023: \$1.0 million) is included within **other liabilities** Other Liabilities and \$2.4 million (December 31, 2023: \$2.0 million)is included within **non-current other liabilities**. The remaining provision of \$4.0 million relates to workforce reduction and is included within other liabilities.

	Year Ended	
	December 31, 2023	December 31, 2022
	(in thousands)	
Opening provision	\$ 6,022	\$ 10,311
Additional provision in the year	36,704	4,364
Utilization	(35,727)	(8,653)
Ending provision	\$ 6,999	\$ 6,022

**Non-Current Other Liabilities.**

**20. Income Taxes**

The Company's United States and Irish based subsidiaries file income tax returns in the United States and Ireland respectively. Other foreign subsidiaries are taxed separately under the laws of their respective countries.

The components of income before income tax expense are as follows:

	Year ended		Year ended
	December 31, 2023	December 31, 2022	December 31, 2021
	December 31, 2024	December 31, 2023	December 31, 2022
	(in thousands)		(in thousands)
Ireland			
United States			
Other			
Income before income tax expense			

The components of income tax expense are as follows:

	Year ended		Year ended
	December 31, 2023	December 31, 2022	December 31, 2021
	(in thousands)		
	December 31, 2024	December 31, 2023	December 31, 2022
Income tax expense:	Income tax expense:	Income tax expense:	(in thousands)
Current tax (benefit)/expense:	Current tax (benefit)/expense:	Current tax (benefit)/expense:	
Ireland			
United States			
Other			
Total current tax expense			
Deferred tax (benefit)/expense:			
Deferred tax (benefit)/expense:			
Deferred tax (benefit)/expense:			
Ireland			
United States			
Other			
Total deferred tax benefit			
Income tax expense allocated to continuing operations			

Income tax expense allocated to continuing operations
Income tax expense allocated to continuing operations
Income tax expense
Income tax expense
Income tax expense
Income tax expense was allocated to the following components of other comprehensive income:
Income tax expense was allocated to the following components of other comprehensive income:
Income tax expense was allocated to the following components of other comprehensive income:
Currency impact on long term funding
Currency impact on long term funding
Currency impact on long term funding
Cash flow hedge
Cash flow hedge
Retirement benefit obligations
Retirement benefit obligations
Retirement benefit obligations
Cash flow hedge
Total

Ireland's statutory trading income tax rate, the rate of our country of domicile, is 12.5%. The Company's consolidated reported income tax expense differed from the amount that would result from applying the Irish statutory rate as set forth below:

	Year ended		Year ended
	December 31, 2023	December 31, 2022	December 31, 2021
	December 31, 2024	December 31, 2023	December 31, 2022
	(in thousands)		(in thousands)
Taxes at Irish statutory rate of 12.5% (2022:12.5%; 2021:12.5%)			
Taxes at Irish statutory rate of 12.5% (2023:12.5%; 2022:12.5%)			
Rate differential from amortization of intangible assets			
Global Minimum Tax			
Foreign and other income taxed at higher rates			
Research & development tax incentives			
Movement in valuation allowance			
Effects of change in tax rates			
(Decrease)/ increase in unrecognized tax benefits			
Investor tax expense on foreign subsidiary earnings			
Impact of stock compensation			
Other			
Other			
Other			
Other and non-deductible expenses			
Other and non-deductible expenses			
Other and non-deductible expenses			
Income tax expense			

The tax effects of temporary differences and carryforwards that give rise to significant portions of deferred tax assets and deferred tax liabilities are presented below:

The fair values of temporary differences and deferred tax assets and liabilities are significant portions of consolidated assets and deferred tax liabilities and are presented below.			
		December 31, 2023	December 31, 2022
		(in thousands)	
		December 31, 2024	December 31, 2023
Deferred tax liabilities:	Deferred tax liabilities:	Deferred tax liabilities:	(in thousands)
Property, plant and equipment			
Operating right-of-use-assets			

Goodwill
Intangible assets
Investments in foreign subsidiaries
Other
Total deferred tax liabilities recognized
Deferred tax assets:
Deferred tax assets:
Deferred tax assets:
Operating loss and tax credits carryforwards
Property, plant and equipment
Operating lease liabilities
Intangible assets
Stock compensation
Other liabilities
Unearned revenue
Other
Total deferred tax assets
Valuation allowance for deferred tax assets
Deferred tax assets recognized
Overall net deferred tax liability

At December 31, 2023 December 31, 2024 Ireland subsidiaries had tax credit carryforwards for income tax purposes that may be carried forward indefinitely, available for offset against future tax liabilities, if any, of \$16.9 million \$15.6 million.

At December 31, 2023 December 31, 2024 U.S. subsidiaries had U.S. federal and state net operating loss ("NOL") carryforwards of approximately \$1.7 million \$8.0 million and \$331.4 million \$277.8 million, respectively. These NOLs are available for offset against future taxable income and the expiry dates are shown in the table below. Of the \$1.7 million U.S. federal NOLs, approximately \$1.2 million is currently available for offset against future U.S. federal taxable income. The subsidiaries' ability to use the remaining U.S. federal and state NOL carryforwards is limited on an annual basis due to change of ownership in 2014, 2017, 2019 and 2019, 2024 as defined by Section 382 of the Internal Revenue Code of 1986, as amended. All \$1.7 million of the U.S. federal NOLs are limited by Section 382 amended and expire between 2024 2025 - 2037. The U.S. state NOL carryforwards are restricted by the state/entity in which they arose. As of December 31, 2023 December 31, 2024, U.S subsidiaries also had disallowed interest carryforwards carried forward of \$204 \$317.0 million(December 31, 2023: \$204.0 million) that can be carried forward indefinitely. The increase of \$113.0 million was recognized within the income tax expense. These carryforwards are available for offset against future taxable income in the event that the U.S subsidiaries have excess capacity for interest deductions in future years.

The expected expiry dates of the US NOLs are as follows:

	Federal NOL's	Federal NOL's	State NOL's	Federal NOL's	State NOL's
	(in thousands)		(in thousands)		
2024-2037					
2038-2042					
2025-2038					
2039-2043					
Indefinite					

In addition, we also have general business tax credit carryforwards of approximately \$0.8 million \$1.0 million that are available to reduce future U.S. federal and state income taxes. The general business tax credits are non-refundable and are due to expire between the years 2026-2038.

At December 31, 2023 December 31, 2024 other than those in the U.S. and Ireland, we had operating loss carryforwards for income tax purposes that may be carried forward indefinitely, available to offset against future taxable income, if any, of approximately \$42.9 million \$42.4 million. At December 31, 2023 those subsidiaries also had additional operating loss carryforwards of \$12.9 million which are due to expire between 2024 and 2030. In addition, at December 31, 2023 December 31, 2024 those subsidiaries had tax credit carryforwards for income tax purposes that may be carried forward indefinitely, for up to 30 years, available to offset against future tax liabilities, if any, of \$4.3 million \$2.7 million.

The valuation allowance at December 31, 2023 December 31, 2024 was approximately \$39.0 million (December 31, 2023; \$43.0 million. The valuation allowance for deferred tax assets as of December 31, 2022 and December 31, 2021 was \$43.4 million and \$45.5 million respectively. ). The net change in the total valuation allowance was a decrease of \$0.4 million \$4.0 million during 2023 2024 and a decrease of \$2.1 million \$0.4 million during 2022. 2023. Of the total decrease of \$4.0 million in 2024, an increase of \$2.0 million was in respect of an acquired entity, \$5.3 million decrease was recognized within income tax expense and a decrease of \$0.7 million was recognized in Other Comprehensive Income. Of the total decrease of \$0.4 million in 2023, \$1.1 million was recognized within income tax expense expenses and a an increase of \$0.7 million was recognized in Other Comprehensive Income. Of the total decrease of \$2.1 million in 2022, \$0.8 million was recognized within income tax expenses and \$1.3 million was recognized in Other Comprehensive Income.

The valuation allowances at **December 31, 2023**, **December 31, 2024** and **December 31, 2022**, **December 31, 2023** were primarily related to operating losses and tax credits carried forward that, in the judgment of management, are not more likely than not to be realized. In assessing the realizability of deferred tax assets, management considers whether it is more likely than not that some portion or all of the deferred tax assets will not be realized. The ultimate realization of deferred tax assets is dependent upon the generation of future taxable income during the periods in which those temporary differences become deductible. Management considers the scheduled reversal of deferred tax liabilities, loss utilization, projected future taxable income and tax planning strategies in making this assessment. In respect of deferred tax assets not subject to a valuation allowance, management considers that it is more likely than not that these deferred tax assets will be realized on the basis that there will be sufficient reversals of deferred tax liabilities and taxable income in future periods.

The Company has recognized a deferred tax liability of **\$35.0 million** (**2023: \$52.4 million**, (**2022: \$1.6 million**) for investments in foreign subsidiaries where the Company does not consider the earnings to be indefinitely reinvested. Given changes in various tax laws during 2023, the group has taken the decision to repatriate certain excess earnings which will not be permanently reinvested and consequently have provided for the relevant tax in the current year. For the deferred tax liability not recognized in respect of temporary differences related to investments in foreign subsidiaries which are considered to be indefinitely reinvested, it is not practicable to calculate the exact unrecognized deferred tax liability, however liability. However it is not expected to be material as Ireland allows recently implemented a tax credit participation exemption in respect of distributions from foreign subsidiaries in EEA/treaty countries, in addition to the foreign tax credit regime at the statutory tax rate in the jurisdiction of the subsidiary, so that no material tax liability would be expected to arise in Ireland in the event these earnings were ever remitted. In addition, withholding taxes applicable to remittances from foreign subsidiaries would not be expected to be material given Ireland's tax treaty network and the EU parent subsidiary directive.

A reconciliation of the beginning and ending amount of total unrecognized tax benefits is as follows:

	December 31, 2023	December 31, 2022	December 31, 2021
	December 31, 2024	December 31, 2023	December 31, 2022
	(in thousands)		(in thousands)
Unrecognized tax benefits at start of year			
Increase related to acquired tax positions			
Increase related to prior year tax positions			
Decrease related to prior year tax positions			
Increase related to current year tax positions			
Settlements			
Lapse of statute of limitations			
Unrecognized tax benefits at end of year			

The relevant statute of limitations for unrecognized tax benefits totaling **\$65.0 million**, **\$61.6 million** could potentially expire during **2024**, **2025**.

Included in the balance of total unrecognized tax benefits at **December 31, 2023**, **December 31, 2024** were potential benefits of **\$160.0 million**, **\$101.6 million**, which if recognized, would affect the effective rate on income from continuing operations. The balance of total unrecognized tax benefits at **December 31, 2022**, **December 31, 2023** and **December 31, 2021**, **December 31, 2022** included potential benefits which, if recognized, would affect the effective rate of income tax from continuing operations of **\$217.6 million**, **\$160.0 million** and **\$202.1 million**, **\$217.6 million** respectively.

Interest and penalties recognized during the year ended **December 31, 2023**, **December 31, 2024** amounted to a net charge of **\$1.9 million** (**2023: \$4.2 million**, (**2022: \$7.1 million**, **2021: \$1.9 million**, **2022: \$7.1 million**) and are included within the income tax expense. Total accrued interest and penalties as of **December 31, 2024** and **December 31, 2023** were **\$24.2 million** and **December 31, 2022** were **\$27.1 million** and **\$22.6 million** respectively and are included in closing income taxes payable at those dates.

Our major tax jurisdictions are Ireland and the United States. We may potentially be subjected to tax audits in both our major jurisdictions. In Ireland, tax periods open to audit include the years ended **December 31, 2019**, **December 31, 2020**, **December 31, 2021**, **December 31, 2022**, **December 31, 2023** and **December 31, 2023**, **December 31, 2024**. In the United States, tax periods open to audit include the years ended **December 31, 2019**, **December 31, 2020**, **December 31, 2021**, **December 31, 2022**, **December 31, 2023** and **December 31, 2023**, **December 31, 2024**. During such audits, local tax authorities may challenge the positions taken by us in our tax returns.

## 21. Employee Benefits

### Defined Contribution Plans

Defined contribution or profit sharing style plans ("the Plans") are offered in a number of countries. In some cases, these plans are required by local laws or regulations. Certain employees are eligible to participate in the Plans and participants in the Plans may elect to defer a portion of their pre-tax earnings into a pension plan, which is run by an independent party. The Company matches participant's contributions up to certain levels of the participant's annual compensation.

The Company's United States operations maintain retirement plans (the "U.S. Plans") that qualify as a deferred salary arrangement under Section 401(k) of the Internal Revenue Code. Participants in the U.S. Plans may elect to defer a portion of their earnings, up to the Internal Revenue Service annual contribution limit. The Company matches participant's contributions at varying amounts, subject to a maximum of 4.5% of the participant's annual compensation. Contributions to this U.S. Plan are recorded, in the year contributed, as an expense in the Consolidated Statement of Operations. Contributions for the years ended **December 31, 2023**, **December 31, 2022** and **December 31, 2021** were **\$40.4 million**, **\$45.8 million** and **\$23.7 million** respectively.

### Pension and Postretirement Benefit Plans

The Company maintains various retirement plans across the Group, many of which are required by local employment laws. The balances recorded to the balance sheet are as follows:

	December 31, 2023	December 31, 2022
	(in thousands)	

Other receivables	\$	6,321	\$	6,492
Non-current other liabilities (note 16)		(14,738)		(13,033)

In addition to the specific defined benefit schemes shown separately below, the Company maintains several other retirement plans which have a cumulative total net obligation of \$12.3 million and \$11.6 million recorded to non-current other liabilities as of December 31, 2023 and December 31, 2022, respectively.

#### ICON Development Solutions Limited pension plan

ICON Development Solutions Limited, a subsidiary of ICON Plc, operates a defined benefit pension plan in the United Kingdom for its employees. The plan is managed externally and the related pension costs and liabilities are assessed in accordance with the advice of a professionally qualified actuary. Plan assets at December 31, 2023 and December 31, 2022 consist of units held in independently administered funds. Pension plan disclosures are presented in the following tables in accordance with the requirements of ASC 715-20, *Defined Benefit Plans - General*. The plan has been closed to new entrants with effect from July 1, 2003.

Funded surplus		December 31, 2023	December 31, 2022
		(in thousands)	
Projected benefit obligation	\$	(20,999)	\$ (19,558)
Fair value of plan assets		27,320	26,050
Funded surplus	\$	6,321	\$ 6,492

The funded status as at December 31, 2023 and December 31, 2022 is included in other long-term receivables on the Consolidated Balance Sheet.

Change in benefit obligation		December 31, 2023	December 31, 2022
		(in thousands)	
Benefit obligation at beginning of year	\$	19,558	\$ 41,813
Service cost		42	117
Interest cost		975	672
Plan participants' contributions		19	19
Benefits paid		(318)	(514)
Actuarial gain		(335)	(18,636)
Foreign currency exchange rate changes		1,058	(3,913)
Benefit obligation at end of year	\$	20,999	\$ 19,558

Change in plan assets		December 31, 2023	December 31, 2022
		(in thousands)	
Fair value of plan assets at beginning of year	\$	26,050	\$ 36,198
Expected return on plan assets		1,015	1,258
Actuarial loss		(910)	(7,305)
Employer contributions		70	70
Plan participants' contributions		19	19
Benefits paid		(318)	(514)
Foreign currency exchange rate changes		1,394	(3,676)
Fair value of plan assets at end of year	\$	27,320	\$ 26,050

The fair values of the assets above do not include any of the Company's own financial instruments, property occupied by, or other assets used by, the Company.

The following amounts were recorded in the Consolidated Statement of Operations as components of the net periodic benefit (credit)/cost:

	December 31, 2023	December 31, 2022	December 31, 2021
	(in thousands)		
Service cost	\$ 42	\$ 117	\$ 134
Interest cost	975	672	665
Expected return on plan assets	(1,015)	(1,258)	(1,171)
Amortization of net (gain)/loss	(274)	228	625

Net periodic benefit (credit)/cost	\$	(272) \$	(241) \$	253
------------------------------------	----	----------	----------	-----

The following assumptions were used at the commencement of the year in determining the net periodic pension benefit (credit)/cost for the years ended December 31, 2023, December 31, 2022 and December 31, 2021:

	December 31, 2023	December 31, 2022	December 31, 2021
Discount rate	4.9 %	1.8 %	1.5 %
Rate of compensation increase	3.6 %	3.7 %	3.4 %
Expected rate of return on plan assets	3.8 %	3.8 %	3.4 %

Other comprehensive income/(loss)	December 31, 2023	December 31, 2022	December 31, 2021
	(in thousands)		
Actuarial gain - benefit obligation	\$ (335)	\$ (18,636)	\$ (2,097)
Actuarial loss/(gain) - plan assets	910	7,305	(1,176)
Amortization of net gain/(loss) recognized in net periodic benefit (credit)/cost	274	(228)	(625)
Total	\$ 849	\$ (11,559)	\$ (3,898)

The estimated net loss and prior service cost for the defined benefit pension plan that will be amortized from accumulated other comprehensive income/(loss) into net periodic benefit cost over the next year are \$0.2 million and \$nil respectively.

#### Benefit Obligation

The following assumptions were used in determining the benefit obligation at December 31, 2023 and December 31, 2022:

	December 31, 2023	December 31, 2022
Discount rate	4.8 %	4.9 %
Rate of compensation increase	3.0 %	3.6 %

A single discount rate is used which, when used to discount the projected benefit cash flows underlying a pension scheme with a 19 year duration, gives the same result as a full AA corporate bond yield curve.

Actuarial gains on the benefit obligation during 2023 resulted from changes in the assumptions compared to those adopted at December 2022. Changes in the assumptions reflect the changes in market conditions from December 2022 to December 2023.

#### Plan Assets

The Company's pension plan asset allocation is as follows:

Asset Category	December 31, 2023	December 31, 2022
Government Bonds	78 %	88 %
Diversified Bonds	22 %	12 %
	100 %	100 %

During 2022, the scheme's asset strategy changed to align the plan assets more closely with government and diversified bonds. There is no self-investment in employer related assets. The Company's assumption for the expected return on plan assets was determined by the weighted average of the long-term expected rate of return on each of the asset classes invested as of the balance sheet date. The expected long-term rate of return on assets is 3.8% at December 31, 2023 and December 31, 2022, respectively.

#### Plan Asset Fair Value Measurements

	December 31, 2023	December 31, 2022
	(in thousands)	
Government Bonds	\$ 21,312	\$ 22,887
Diversified Bonds	\$ 6,008	\$ 3,163
	\$ 27,320	\$ 26,050

The value of assets held by the plan are represented by quoted prices in active markets for identical assets and are therefore classified as level 1 investments.

#### Cash Flows

The Company expects to contribute \$0.1 million to the pension fund in the year ending December 31, 2024. The following annual benefit payments, which reflect expected future service as appropriate, are expected to be paid.

	(in thousands)
2024	\$ 379
2025	420
2026	679
2027	662
2028	612
Years 2029 - 2033	4,028

The expected cash flows are estimated figures based on the members expected to retire over the next 10 years assuming no early retirements, withdrawals or commutation of pension for cash. At the present time it is not clear whether annuities will be purchased when members reach retirement or whether pensions will be paid each month out of scheme assets. The cash flows above have been estimated on the assumption that pensions will be paid monthly out of scheme assets. If annuities are purchased, then the expected benefit payments will be significantly different from those shown above.

#### Aptiv Solutions pension plan

On May 7, 2014 the Company acquired 100% of the common stock of Aptiv Solutions ("Aptiv"). The Company has a defined benefit plan covering its employees in Switzerland as mandated by the Swiss government. Benefits are based on the employee's years of service and compensation. The plan is managed externally and the related pension costs and liabilities are assessed in accordance with the advice of a professionally qualified actuary. Plan assets at December 31, 2023 and December 31, 2022 consist of units held in independently administered funds. Pension plan disclosures are presented in the following tables in accordance with the requirements of ASC 715-20, *Defined Benefit Plans - General*.

Funded deficit	December 31, 2023	December 31, 2022
	(in thousands)	
Projected benefit obligation	\$ (6,441)	\$ (5,806)
Fair value of plan assets	6,261	5,681
Funded deficit	\$ (180)	\$ (125)

The funded deficit at December 31, 2023 and December 31, 2022 are included in non-current other liabilities on the Consolidated Balance Sheet.

The change in benefit obligation is presented in the following table. The discount rates used in calculating the benefit obligation in years ended December 31, 2023 and December 31, 2022 were 1.5% and 2.3%, respectively.

Change in benefit obligation	December 31, 2023	December 31, 2022
	(in thousands)	
Benefit obligation at beginning of year	\$ 5,806	\$ 7,643
Service cost	109	146
Interest cost	136	30
Plan participants' contributions	93	82
Settlement	(645)	(218)
Prior service cost	(13)	(23)
Benefits paid and transferred balances	(134)	(182)
Actuarial loss/(gain)	511	(1,527)
Foreign currency exchange rate changes	578	(145)
Benefit obligation at end of year	\$ 6,441	\$ 5,806

Change in plan assets	December 31, 2023	December 31, 2022
	(in thousands)	
Fair value of plan assets at beginning of year	\$ 5,681	\$ 6,964
Expected return on plan assets	133	29
Actuarial gain/(loss)	356	(987)
Scheme contributions	215	114
Plan participants' contributions	93	82

Benefits paid and transferred balances	(134)	(182)
Settlement	(645)	(218)
Foreign currency exchange rate changes	562	(121)
Fair value of plan assets at end of year	\$ 6,261	\$ 5,681

The fair values of the assets above do not include any of the Company's own financial instruments, property occupied by, or other assets used by, the Company.

#### PRA Switzerland AG pension plan

On July 1, 2021, the Company completed the Acquisition of PRA. PRA Switzerland AG, a subsidiary of the Company has a defined benefit plan covering its employees in Switzerland as mandated by the Swiss government. Benefits are based on the employee's years of service and compensation. The plan is managed externally and the related pension costs and liabilities are assessed in accordance with the advice of a professionally qualified actuary. Plan assets at December 31, 2023 consist of units held in independently administered funds. Pension plan disclosures are presented in the following tables in accordance with the requirements of ASC 715-20, *Defined Benefit Plans - General*.

Funded deficit	December 31, 2023	December 31, 2022
	(in thousands)	
Projected benefit obligation	\$ (7,747)	\$ (5,345)
Fair value of plan assets	5,529	4,059
Funded deficit	\$ (2,218)	\$ (1,286)

The funded deficit at December 31, 2023 and December 31, 2022 are included in non-current other liabilities on the Consolidated Balance Sheet.

The change in benefit obligation is presented in the following table. The discount rate used in calculating the benefit obligation in years ended December 31, 2023 and December 31, 2022 was 1.5% and 2.3%, respectively.

Change in benefit obligation	December 31, 2023	December 31, 2022
	(in thousands)	
Benefit obligation at beginning of period	\$ 5,345	\$ 4,990
Service cost	417	404
Interest cost	132	20
Plan participants' contributions	456	325
Settlement	(753)	(844)
Benefits paid and transferred balances	795	1,125
Actuarial loss/(gain)	711	(627)
Foreign currency exchange rate changes	644	(48)
Benefit obligation at end of year	\$ 7,747	\$ 5,345

Change in plan assets	December 31, 2023	December 31, 2022
	(in thousands)	
Fair value of plan assets at beginning of period	\$ 4,059	\$ 3,017
Expected return on plan assets	101	29
Actuarial (loss)/gain	(52)	87
Scheme contributions	456	325
Plan participants' contributions	456	325
Benefits paid and transferred balances	795	1,125
Settlement	(753)	(844)
Foreign currency exchange rate changes	467	(5)
Fair value of plan assets at end of year	\$ 5,529	\$ 4,059

The fair values of the assets above do not include any of the Company's own financial instruments, property occupied by, or other assets used by, the Company.

#### 22. Equity Incentive Schemes and Stock Compensation Charges



## Share Options

On July 21, 2008 the Company adopted the Employee Share Option Plan 2008 (the "2008 Employee Plan") pursuant to which the Compensation and Organization Committee of the Company's Board of Directors may grant options to any employee, or any Director holding a salaried office or employment with the Company or a Subsidiary for the purchase of ordinary shares. On the same date, the Company also adopted the Consultants Share Option Plan 2008 (the "2008 Consultants Plan"), pursuant to which the Compensation and Organization Committee of the Company's Board of Directors may grant options to any consultant, adviser or non-executive Director retained by the Company or any Subsidiary for the purchase of ordinary shares.

On February 14, 2017 both the 2008 Employee Plan and the 2008 Consultants Plan (together the "2008 Option Plans") were amended and restated in order to increase the number of options that can be issued under the 2008 Consultants Plan from 0.4 million to 1.0 million and to extend the date for options to be granted under the 2008 Option Plans. An aggregate of 6.0 million ordinary shares have been reserved under the 2008 Employee Plan, as reduced by any shares issued or to be issued pursuant to options granted under the 2008 Consultants Plan, under which a limit of 1.0 million shares applies. Further, the maximum number of ordinary shares with respect to which options may be granted under the 2008 Employee Option Plan, during any calendar year to any employee shall be 0.4 million ordinary shares. There is no individual limit under the 2008 Consultants Plan. No options may be granted under the 2008 Option Plans after February 14, 2027.

Each option granted under the 2008 Option Plans is an employee stock option, or Nonqualified Stock Option ("NSO"), as described in Section 422 or 423 of the Internal Revenue Code. Each grant of an option under the 2008 Options Plans is evidenced by a Stock Option Agreement between the optionee and the Company. The exercise price is specified in each Stock Option Agreement, however option prices are not less than 100% of the fair market value of an ordinary share on the date the option is granted. Share option awards are granted with an exercise price equal to the market price of the Company's shares at date of grant. Share options typically vest over a period of **four to five** years from date of grant and expire eight years from date of grant.

## PRA Equity Incentive Plans

The following represent the PRA equity incentive plans, that have been terminated as of July 1, 2021, as to grants of future awards.

Pursuant to the Merger Agreement, effective on July 1, 2021, each stock option and restricted stock unit under the PRA Plans was assumed by the Company and converted into a stock option or Restricted Share Unit exercisable for or payable in Ordinary Shares based on the ratio of the average trading price per Ordinary Share for the ten days prior to July 1, 2021, and the corresponding value of the Merger consideration for each PRA Share. Accordingly, the plans as detailed below were assumed by the Company.

PRA Health Sciences, Inc. 2020 Stock Incentive Plan (the "2020 Plan"), 2018 Stock Incentive Plan (the "2018 Plan"), **and** 2014 Omnibus Incentive Plan (the "2014 Plan"), **and** 2013 Stock Incentive Plan (the "2013 Plan") were amended and restated and assumed by the Registrant effective as of July 1, 2021.

The 2020 Stock Incentive Plan, was approved by the PRA stockholders at their annual meeting on May 18, 2020. The 2020 Plan allowed for the issuance of stock options, stock appreciation rights, restricted shares and restricted stock units, other stock-based awards, and performance compensation awards as permitted by applicable laws. The 2020 Plan authorized the issuance of 2.5 million shares of common stock plus all shares that remained available under the prior plan on May 18, 2020.

The 2018 Stock Incentive Plan (the "2018 Plan"), was approved by the PRA stockholders at their annual meeting on May 31, 2018. The 2018 Plan allowed for the issuance of stock options, stock appreciation rights, restricted shares and restricted stock units, other stock-based awards, and performance compensation awards as permitted by applicable laws. The 2018 Plan authorized the issuance of 2.0 million shares of common stock plus all shares that remained available under the 2014 Plan on May 31, 2018 (which included shares carried over from the 2013 Plan).

On November 23, 2014, the PRA Health Sciences, Inc. Board of Directors approved the formation of the 2014 Plan for Key PRA Employees. The 2014 Plan allowed for the issuance of stock options, stock appreciation rights, restricted shares and restricted stock units, other stock-based awards, and performance compensation awards as permitted by applicable laws.

The following table summarizes the transactions for the Company's share option plans for the years ended **December 31, 2023**, **December 31, 2024**, **December 31, 2022**, **December 31, 2023** and **December 31, 2021**, **December 31, 2022**:

	Options Granted Under Plans	Weighted Average Exercise Price
Outstanding at December 31, 2020	553,746 \$	108.53
Assumed through business combinations *	2,177,130 \$	108.78
Granted	100,299 \$	177.76
Exercised	(1,065,529) \$	111.29
Canceled	(70,186) \$	128.46
Outstanding at December 31, 2021	1,695,460 \$	110.38
Granted	108,643 \$	229.94
Exercised	(348,286) \$	102.87
Canceled/expired	(77,698) \$	143.08
Outstanding at December 31, 2022	1,378,119 \$	119.86
Granted	82,472 \$	232.48
Exercised	(535,705) \$	95.12
Canceled/expired	(22,080) \$	196.20
Outstanding at December 31, 2023	902,806 \$	142.96
Vested and exercisable at December 31, 2023	654,386 \$	119.67

\*Represents stock options issued as replacement awards in connection with the Merger.

	Options Granted Under Plans	Weighted Average Exercise Price

Outstanding at December 31, 2021	1,695,460	\$	110.38
Granted	108,643	\$	229.94
Exercised	(348,286)	\$	102.87
Forfeited/expired	(77,698)	\$	143.08
Outstanding at December 31, 2022	1,378,119	\$	119.86
Granted	82,472	\$	232.48
Exercised	(535,705)	\$	95.12
Forfeited/expired	(22,080)	\$	196.20
Outstanding at December 31, 2023	902,806	\$	142.96
Granted	68,380	\$	325.51
Exercised	(311,040)	\$	116.31
Forfeited/expired	(37,854)	\$	238.51
Outstanding at December 31, 2024	622,292	\$	170.52
Vested and exercisable at December 31, 2024	426,497	\$	135.39

The weighted average remaining contractual life of options outstanding and options exercisable at December 31, 2023, December 31, 2024 was 3.91 years and 3.06 years respectively (2023: 4.42 years and 3.89 years respectively (2022: 4.69 years and 4.25 years respectively).

Outstanding The intrinsic value of options outstanding and options exercisable share options: as of December 31, 2024 was \$34.0 million and \$32.4 million, respectively.

The following table summarizes information concerning outstanding intrinsic value of options exercised during the years ended December 31, 2024, 2023, and exercisable share options as of December 31, 2023: 2022, was \$57.4 million, \$80.4 million, and \$41.9 million, respectively.

Range Exercise Price	Options Outstanding			Options Exercisable		
	Number of Shares	Weighted Average Remaining Contractual Life	Weighted Average Exercise Price	Number of Shares	Weighted Average Exercise Price	
\$20.83 - 96.15	201,306	2.29	—	201,306	—	
\$103.81 - 121.68	132,964	4.54	—	132,964	—	
\$125.74 - 147.26	249,194	4.45	—	233,371	—	
\$159.33 - 233.88	319,342	5.69	—	86,745	—	
<b>\$20.83 - 233.88</b>	<b>902,806</b>	<b>4.42</b>	<b>\$ 142.96</b>	<b>654,386</b>	<b>\$ 119.67</b>	

Options outstanding include both vested and unvested options as at December 31, 2023. Options exercisable represent options which have vested at December 31, 2023. From the date of grant, substantially all options vest over a five year period.

#### Fair value of Stock Options Assumptions

The weighted average fair value of options granted during the years ended December 31, 2023 December 31, 2024, December 31, 2022 December 31, 2023 and December 31, 2021 December 31, 2022 was calculated using the Black-Scholes option pricing model. The weighted average fair values and assumptions were as follows:

		Year Ended			Year Ended			
		December 31, 2023		December 31, 2022	December 31, 2021			
		December 31, 2024		December 31, 2023	December 31, 2022			
Weighted average fair value								
Assumptions:								
Expected volatility								
Expected volatility								
Expected volatility		33 %	31 %	30 %	36 %	33 %	31 %	
Dividend yield	Dividend yield	— %	— %	— %	Dividend yield	— %	— %	— %
Risk-free interest rate	Risk-free interest rate	4.18 %	1.86 %	0.78 %	Risk-free interest rate	4.20 %	4.18 %	1.86 %
Expected life	Expected life	5.0 years			Expected life	4.3 years		5.0 years

The weighted average fair value of options assumed on the date of the Merger was calculated using the Black-Scholes option pricing model. The weighted average fair values on the date of the Merger and assumptions used were as follows:

	July 1, 2021
Weighted average grant date fair value	\$ 107.21
Assumptions:	
Expected volatility	30 %
Dividend yield	— %
Risk-free interest rate	0.56 %
Expected life	3.5 years

Expected volatility is based on the historical volatility of our common stock over a period equal to the expected term of the options; the expected life represents the weighted average period of time that options granted are expected to be outstanding given consideration to vesting schedules and our historical experience of past vesting and termination patterns. The risk-free rate is based on the U.S. government zero-coupon bonds yield curve in effect at time of the grant for periods corresponding with the expected life of the option.

Restricted Share Units and Performance Share Units

On April 23, 2013, the Company adopted the 2013 Employees Restricted **Share Unit and Performance** Share Unit Plan (the "2013 RSU Plan") pursuant to which the Compensation and Organization Committee of the Company's Board of Directors may select any employee, or any Director holding a salaried office or employment with the Company, or a Subsidiary to receive an award under the plan. On May 11, 2015, the 2013 RSU Plan was amended and restated in order to increase the number of shares that can be issued under the RSU Plan by 2.5 million shares. **Further, on October 25, 2024, the 2013 RSU Plan was amended and restated effective as of November 6, 2024 in order to increase the number of shares that can be issued under the RSU Plan by a further 2.5 million shares.** Accordingly, an aggregate of **4.1 million** 6.6 million ordinary shares have been reserved for issuance under the 2013 RSU Plan. The shares are awarded at par value and vest over a service period. Awards under the 2013 RSU Plan may be settled in cash or shares at the option of the Company. No awards may be granted under the 2013 RSU Plan after **May 11, 2025** **November 6, 2034.**

On April 30 2019, the Company approved the 2019 Consultants and Directors Restricted Share Unit Plan (the "2019 Consultants RSU Plan"), which was effective as of May 16, 2019, pursuant to which the Compensation and Organization Committee of the Company's Board of Directors may select any consultant, adviser or non-executive Director retained by the Company, or a Subsidiary to receive an award under the plan. 250,000 ordinary shares have been reserved for issuance under the 2019 Consultants RSU Plan. The awards are at par value and vest over a service period. Awards granted to non-executive directors vest over twelve months.

**No awards may be granted under the 2019 Consultants RSU Plan after May 16, 2029.**

The Company has awarded RSUs and PSUs to certain key individuals of the Group. The following table summarizes RSU and PSU activity for the year ended **December 31, 2023** **December 31, 2024:**

	PSU Outstanding Number of Shares
	PSU Outstanding Number of Shares
	PSU Outstanding Number of Shares
Outstanding at December 31, 2022	
Outstanding at December 31, 2022	
Outstanding at December 31, 2022	
Outstanding at December 31, 2023	
Outstanding at December 31, 2023	
Outstanding at December 31, 2023	
Granted	
Granted	
Granted	
Shares vested	
Shares vested	
Shares vested	
Forfeited	
Forfeited	
Forfeited	
Outstanding at December 31, 2023	
Outstanding at December 31, 2023	
Outstanding at December 31, 2023	
Outstanding at December 31, 2024	
Outstanding at December 31, 2024	

Outstanding at December 31, 2024

The fair value of RSUs vested for the year ended December 31, 2023 December 31, 2024 totaled \$26.9 million (2023: \$35.4 million (2022: \$34.1 million)). The share price range for the year was \$159.33 \$174.96 - \$265.96 (2022: \$137.47 (2023: \$159.33 - \$265.96)).

The fair value of PSUs vested for the year ended December 31, 2023 December 31, 2024 totaled \$1.8 million (2023: \$7.5 million (2022: \$6.5 million)). The share price range for the year was \$159.33 \$174.96 - \$166.51 (2022: \$137.47 \$231.08 (2023: \$159.33 - \$166.51)).

The PSUs vest based on service and specified EPS targets over the period 2021 – 2023, 2022 – 2024, 2023 – 2025, and 2023 2024 - 2025, 2026. Depending on the actual amount of EPS from 2021 2022 to 2025, 2026, up to an additional 49,340 80,051 PSUs may also be granted.

#### Stock compensation expense

Income from operations for the year ended December 31, 2023 December 31, 2024 is stated after charging \$55.7 million \$45.9 million in respect of stock compensation expense (inclusive of employer related taxes). Stock compensation expense has been allocated as follows:

	Year ended		
	December 31, 2023	December 31, 2022	December 31, 2021
	(in thousands)		
Direct costs	\$ 26,595	\$ 22,854	\$ 18,551
Selling, general and administrative	29,072	47,669	41,457
Transaction and integration related *	—	—	73,836
Total compensation costs	\$ 55,667	\$ 70,523	\$ 133,844

\* Represents the post combination portion of the accelerated vesting of awards following the completion of the Merger

	Year ended		
	December 31, 2024	December 31, 2023	December 31, 2022
	(in thousands)		
Direct costs	\$ 26,046	\$ 26,595	\$ 22,854
Selling, general and administrative	19,824	29,072	47,669
Total	\$ 45,870	\$ 55,667	\$ 70,523

As of December 31, 2024, total unrecognized stock-based compensation expense related to outstanding non-vested stock-based compensation arrangements amounted to \$108.1 million, which the Company expects to recognize over a weighted average period of 2.29 years.

The income tax expense for the year ended December 31, 2024 reflects a net income tax benefit of \$23.4 million in connection with stock compensation (including excess tax benefits) and the total tax benefit in connection with stock options exercised during 2024 was \$10.1 million. The income tax expense for the year ended December 31, 2023 reflects a net income tax benefit of \$20.0 million in connection with stock compensation (including excess tax benefits) and the total tax benefit in connection with stock options exercised during 2023 was \$10.9 million. The income tax expense for the year ended December 31, 2022 reflects a net income tax benefit of \$12.9 million in connection with stock compensation (including excess tax benefits) and the total tax benefit realized in connection with stock options exercised during 2022 was \$7.7 million. The income tax expense for the year ended December 31, 2021 reflects a net income tax benefit of \$22.7 million in connection with stock compensation (including excess tax benefits) and the total tax benefit realized in connection with stock options exercised during 2021 was \$23.9 million.

## 23. 22. Business Segment and Geographical Information

The Company is a CRO providing outsourced services on a global basis to pharmaceutical, biotechnology, medical device and government and public health organizations. It specializes in the strategic development, management and analysis of programs that support all stages of the clinical development process - from compound selection to Phase I-IV clinical studies. The Company has the expertise and capability to conduct clinical trials in most major therapeutic areas on a global basis and has the operational flexibility to provide development services on a stand-alone basis or as part of an integrated "full-service" or "blended-service" solution. The Company has expanded through internal growth, together with a number of strategic acquisitions to enhance its expertise and capabilities in certain areas of the clinical development process.

The Company determines and presents operating segments based on the information that is internally provided to the chief operating decision maker, the ('CODM') in accordance with ASC 280, Segment Reporting. The Company determined that the CODM was comprised of the Chief Executive Officer and the Chief Financial Officer.

The Company operates as one reportable segment, which is the provision of outsourced development services on a global basis to the pharmaceutical, biotechnology and medical devices industries. For each of the accounting periods presented herein, the Company determined that Chief Operating Decision Maker ('CODM') was comprised of the Chief Executive Officer and the Chief Financial Officer. As the Company is managed on a consolidated basis, the CODM evaluates performance and allocates resources based on consolidated net income. The CODM uses consolidated net income, as reported on the Consolidated Statement of Operations, to evaluate income generated from segment assets and for decisions related to the deployment of operating and capital resources. The measure of segment assets is reported on the Consolidated Balance Sheet as total consolidated assets.

The accounting policies of the reportable segment are the same as those described in Note 2. Summary of Significant Accounting Policies. In the context of considerations around significant segment expenses, as the expense information that is regularly provided to the CODM is aligned with the respective consolidated expenses for direct costs and selling, general, and administrative expenses, as presented on the Consolidated Statement of Operations, such expense disclosures are not replicated here. Furthermore, as the Company consists of a single reportable segment, other quantitative disclosures, as required by Topic 280, are as presented on the Consolidated Statement of Operations.

Revenues are allocated to individual entities based on where the work is performed in accordance with the Company's global transfer pricing model. Revenues and income from operations in Ireland are a function of our global contracting model and the Group's transfer pricing model.

ICON Ireland acts as the Group entrepreneur under the Company's global transfer pricing model given its role in the development and management of the Group, its ownership of key intellectual property and customer relationships, its key role in the mitigation of risks faced by the Group and its responsibility for maintaining the Company's global network. ICON Ireland enters into the majority of the Company's customer contracts.

ICON Ireland remunerates other operating entities in the Group on the basis of an arm's length return for the services they perform in each of their local territories. The arm's length return for each ICON entity is established to ensure that each of ICON Ireland and the ICON entities that are involved in the conduct of services for customers, earn an appropriate return having regard to **the their respective functions performed**, assets owned, **and risks borne**, and functions performed by each entity **from assumed in** these intercompany transactions. The arm's length return is reviewed annually to ensure that it is market appropriate. **The integration of entities acquired through the Merger into this global network and global transfer pricing model has been completed.**

The geographic split of revenue disclosed for each region outside Ireland is the arm's length revenue attributable to these entities. The residual revenues of the Group, once each ICON entity has been paid its respective intercompany service fee, generally fall to be retained by ICON Ireland. As such, revenues and income from operations in Ireland are a function of this global transfer pricing model and comprise revenues of the Group after deducting the arm's length revenues attributable to the activities performed outside Ireland.

There have been no changes to the overall basis of segmentation or the measurement basis for the segment results since the prior year.

Reportable geographic information at **December 31, 2023** **December 31, 2024** and **December 31, 2022** **December 31, 2023** and for the years ended **December 31, 2023** **December 31, 2024**, **December 31, 2022** **December 31, 2023** and **December 31, 2021** **December 31, 2022** is as follows:

a) The distribution of revenue by geographical area was as follows:

	Year ended		Year ended
	December 31, 2023	December 31, 2022	December 31, 2021
	December 31, 2024	December 31, 2023	December 31, 2022
	(in thousands)		(in thousands)
Ireland			
Rest of Europe			
U.S.			
Other			
Total			

b) The distribution of income from operations **(including Restructuring)** by geographical area was as follows:

	Year ended		
	December 31, 2023	December 31, 2022	December 31, 2021
	(in thousands)		
Ireland *	\$ 432,026	\$ 218,088	\$ 131,961
Rest of Europe	153,450	253,799	177,863
U.S.	310,343	254,849	39,132
Other	60,333	68,501	29,573
Total	\$ 956,152	\$ 795,237	\$ 378,529

\* Includes the full amount of the amortization charge associated with the intangible asset acquired in the Merger.

	Year ended		
	December 31, 2024	December 31, 2023	December 31, 2022
	(in thousands)		
Ireland	\$ 919,126	\$ 885,886	\$ 673,804
Rest of Europe	216,768	154,626	254,955
U.S.	241,549	314,982	260,890
Other	70,661	60,512	68,675
Sub-total	\$ 1,448,104	\$ 1,416,006	\$ 1,258,324
Amortization on intangible assets	(350,292)	(459,854)	(463,087)
Total	\$ 1,097,812	\$ 956,152	\$ 795,237

c) The distribution of long-lived assets (property, plant and equipment and operating right-of-use assets), net, by geographical area was as follows:

	December 31, 2023
	December 31, 2023
	December 31, 2023
	December 31, 2024
	December 31, 2024
	December 31, 2024

24, 23. Net Income Per Ordinary Share

Basic net income per ordinary share has been computed by dividing net income available to ordinary shareholders by the weighted average number of ordinary shares outstanding during the period.

Diluted net income per ordinary share is computed by adjusting the weighted average number of ordinary shares outstanding during the period for all potentially dilutive ordinary shares outstanding during the period and adjusting net income for any changes in income or loss that would result from the conversion of such potential ordinary shares.

There is no difference in net income used for basic and diluted net income per ordinary share.

The reconciliation of the number of shares used in the computation of basic and diluted net income per ordinary share is as follows:

	Year ended		
	December 31, 2023	December 31, 2022	December 31, 2021
	December 31, 2024	December 31, 2023	December 31, 2022
Weighted average number of ordinary shares outstanding for basic net income per ordinary share			
Effect of dilutive share options and other awards outstanding under share based compensation programs			
Weighted average number of ordinary shares outstanding for diluted net income per ordinary share			
	Year ended	Year ended	Year ended
	December 31, 2023	December 31, 2022	December 31, 2021
	December 31, 2024	December 31, 2023	December 31, 2022
Net income per ordinary share:			
Basic			
Basic			
Basic			
Diluted			

25, 24. Accumulated Other Comprehensive Loss

	Year ended
--	------------

	December 31, 2023	December 31, 2022
	December 31, 2024	December 31, 2023
	(in thousands)	(in thousands)
Currency translation adjustments		
Actuarial gain on defined benefit pension plan		
Loss on cash flow hedge		
Remeasurement of retirement benefit obligations		
Gain / (loss) on cash flow hedge		
Total		

## 26. 25. Supplemental Disclosure of Cash Flow Information

	Year ended	Year ended
	December 31, 2023	December 31, 2022
	December 31, 2024	December 31, 2023
	(in thousands)	(in thousands)
Cash paid for interest		
Cash paid for income taxes (net of refunds)		

## 27. 26. Related Parties

Subsidiaries During the year, subsidiaries of the Company earned revenue of \$243,000 (December 31, 2022: \$428,000) 2023: \$0.2 million) from Corvus Pharmaceuticals during the year. Pharmaceuticals. Dr. Linda Grais serves as a Director and shareholder of Corvus Pharmaceuticals. \$101,000 (December 31, 2022: \$231,000) 2023: \$0.1 million) was noted as due from Corvus Pharmaceuticals at December 31, 2023.

Subsidiaries During the year, subsidiaries of the Company earned revenue of \$45,000 (December 31, 2022: \$235,000) 2023: \$0.05 million) from Afimmune Limited during the year. Limited. Dr. John Climax is Chief Executive Officer and a Director and shareholder of Afimmune Limited. \$47,000 (December 31, 2022: \$263,000) 2023: \$0.1 million) was noted as due from Afimmune Limited at December 31, 2023.

On July 24, 2020, a subsidiary of the Company, ICON Clinical Research Limited, entered into an agreement to jointly establish a new company, Oncacare Limited ("Oncacare"), a specialized oncology site network in the US and EMEA regions, with a third party. The Company invested \$4.9 million to obtain a 49% interest in the voting share capital of Oncacare. On April 20, 2023, the Company completed the purchase of the majority investor's 51% majority voting share capital of Oncacare. The consideration paid by ICON to purchase the 51% majority voting share capital was \$5.1 million. As a result of this transaction (the "Oncacare acquisition"), Oncacare and its subsidiaries became wholly owned subsidiaries of the ICON Group. Prior to the Oncacare acquisition, the Company recorded losses of \$0.4 million and \$3.1 million representing its pro rata share of the losses in Oncacare during the year ended December 31, 2023 and December 31, 2022, respectively. The Oncacare acquisition also resulted in goodwill of 2023: \$13.4 0.05 million and gave rise to an acquisition-related gain of \$6.2 million).

## 28. 27. Subsequent Events

The Company has evaluated subsequent events from the Balance Sheet date through February 23, 2024 through February 21, 2025, the date at which the consolidated financial statements were available to be issued.

On February 20, 2024 On February 18, 2025, the Company's Board of Directors authorized a new an additional buyback program of up to \$500 \$750.0 million of the outstanding ordinary shares of the Company. Along with unutilized amounts under the previous authorizations, this permits the Company to repurchase up to \$1 billion worth of ordinary shares.

All ordinary shares that are redeemed under the buyback program will be canceled in accordance with the constitutional documents of the Company and the nominal value of these shares transferred to an undenominated capital fund as required under Irish Company law. Repurchases under the share buyback program may be effected from time to time in open market or privately negotiated transactions in accordance with agreed terms and limitations. The timing and amount of the repurchase transactions under this program will depend on a variety of factors, including market conditions and corporate and regulatory considerations. Depending upon results of operations, market conditions and the development of the economy, as well as other factors, generally we will consider share repurchases on an opportunistic basis from time to time.

The Company has determined that there are are no other items to to disclose.

## Item 19. Exhibits.

### Exhibits of ICON plc and subsidiaries

Exhibit Number	Title
<a href="#">2.1</a>	Agreement and Plan of Merger, dated as of February 24, 2021, by and among ICON plc, ICON US Holdings Inc., Indigo Merger Sub, Inc and PRA Health Sciences, Inc. (incorporated by reference to exhibit 2.1 to the Form 6-K (File No. 333-08704) filed on February 24, 2021).
<a href="#">2.2*</a>	Description of Securities Registered Under Section 12 of the Exchange Act.
<a href="#">2.3</a>	Credit Agreement, dated as of July 1, 2021, by and among ICON Luxembourg, S.À R.L., ICON Clinical Investments, LLC, Indigo Merger Sub, Inc. (which, after giving effect to the Merger on the Closing Date was succeeded by PRA Health Sciences, Inc.), ICON Public Limited Company, the other borrowers party thereto from time to time, the subsidiary guarantors party thereto from time to time, lenders party thereto Citibank, N.A., as administrative agent, and Citibank, N.A., London Branch, as collateral agent (incorporated by reference to exhibit 99.1 to the Form 6-K (File No. 333-08704) filed on July 1, 2021).
<a href="#">2.4</a>	Indenture, dated as of July 1, 2021, by and among Indigo Merger Sub, Inc., PRA Health Sciences, Inc., the guarantors party thereto and Citibank, N.A., London Branch as trustee, notes collateral agent, paying agent, transfer agent and registrar (incorporated by reference to exhibit 99.2 to the Form 6-K (File No. 333-08704) filed on July 1, 2021).
<a href="#">2.5</a>	Amendment No. 1 to the Credit Agreement referred to at Exhibit 2.3, dated as of November 29, 2022, by and among ICON Public Limited Company and Citibank, N.A., as administrative agent. (incorporated by reference to exhibit 2.5 to the Form 20-F (File No. 333-08704) filed on February 24, 2023).
<a href="#">2.6</a>	Second Amendment to Credit Agreement, dated as of May 2, 2023, by and among various subsidiaries of ICON plc, Citibank, N.A., as administrative agent and swingline lender, and various revolving lenders. (incorporated by reference to exhibit 99.1 to the Form 6-K (File No. 333-08704) filed on July 28, 2023).
<a href="#">2.7</a>	Third Amendment to Credit Agreement, dated as of March 14, 2024, by and among various subsidiaries of ICON plc, Citibank, N.A., as administrative agent and swingline lender, and various revolving lenders (incorporated by reference to exhibit 99.1 to the Form 6-K (File No. 333-08704) filed on April 25, 2024).
<a href="#">2.8</a>	Indenture, dated May 8, 2024, among ICON Investments Six Designated Activity Company, ICON public limited company and Citibank, N.A., as trustee (incorporated by reference to exhibit 4.1 to the Form 6-K (File No. 333-08704) filed on May 8, 2024).
<a href="#">2.9</a>	First Supplemental Indenture, dated May 8, 2024, among ICON Investments Six Designated Activity Company, ICON public limited company, the other guarantors party thereto, Citibank N.A., as trustee and Citibank, N.A., London Branch, as notes collateral agent, including the Forms of 5.809% Senior Secured Note due 2027, 5.849% Senior Secured Note due 2029 and 6.000% Senior Secured Note due 2034 (incorporated by reference to exhibit 4.2 to the Form 6-K (File No. 333-08704) filed on May 8, 2024).
<a href="#">3.1</a>	Description of the Constitution of the Company (incorporated by reference to exhibit 99.2 to the Form 6K (File No. 333-08704) filed on July 25, 2016).
<a href="#">11.1*</a>	Share Trading Policy.
<a href="#">12.1*</a>	Section 302 certifications.
<a href="#">12.2*</a>	Section 906 certifications.
<a href="#">16.1*</a>	Letter from KPMG to the Securities and Exchange Commission, dated February 23, 2024 February 21, 2025.
<a href="#">21.1</a>	List of Subsidiaries (incorporated by reference to Item 4 of Form 20-F filed herewith).
<a href="#">22.1*</a>	List of Subsidiary Guarantors and Issuer of Guaranteed Debt Securities and Affiliates Whose Securities Collateralize Securities of ICON Investments Six Designated Activity Company.
<a href="#">23.1*</a>	Consent of KPMG, Independent Registered Public Accounting Firm.
<a href="#">97* 97*</a>	ICON plc Clawback Policy, adopted on July 25, 2023 and amended on February 18, 2025 relating to recovery of erroneously awarded compensation, as required by applicable listing standards adopted pursuant to 17 CFR 240.10D-1.
101.1*	Interactive Data Files (Inline XBRL – Related Documents).
104	Cover Page Interactive Data File (embedded within the Inline XBRL document and included in Exhibit 101).

\* Filed herewith

## SIGNATURES

The Registrant hereby certifies that it meets all of the requirements for filing on Form 20-F and that it has duly caused and authorized the undersigned to sign this annual report on its behalf.

ICON plc

/s/ Nigel Clerkin

Nigel Clerkin

/s/ Brendan Brennan

Brendan Brennan

Chief Financial Officer

Date: February 21, 2025

Date: February 23, 2024



**Description of Securities**  
**Registered Under Section 12 of the Exchange Act**

As of **December 31, 2023** **December 31, 2024** ICON plc ("we," "us," and "our") had the following series of securities registered pursuant to Section 12(b) of the Exchange Act:

Title of each class	Trading symbol	Name of each exchange on which registered
Ordinary shares, nominal value €0.06 per share	ICLR	NASDAQ Global Select Market

**Ordinary Shares**

**Item 10.General**

**Item 10.A.1. Limitations or qualifications**

Not applicable.

**Item 10.A.2. Other rights**

Not applicable.

**Item 10.A.3. Type and class of securities**

Each ICON plc share has nominal value of €0.06 per share. The respective number of shares that have been issued as of **December 31, 2023** **December 31, 2024** is given in the Consolidated Balance Sheet of the annual report on Form 20-F for the fiscal year ended **December 31, 2023** **December 31, 2024**. All ICON shares have equal voting rights and carry equal entitlements to dividends. No participation certificates, non-voting equity securities or profit-sharing certificates have been issued.

**Item 10.A.4. Pre-emptive rights**

Not applicable.

**Item 10.B Memorandum and articles of association**

**10.B.1 Shareholder Rights, Preferences and Dividends Attaching to Shares**

The Company has only one class of shares, Ordinary Shares with a par value of €0.06 per share. All such Ordinary Shares rank equally with respect to voting, payment of dividends and on any winding-up of the Company. Any dividend, interest or other sum payable to a shareholder that remains unclaimed for one year after having been declared may be invested by the Directors for the benefit of the Company until claimed. If the Directors so resolve, any dividend which has remained unclaimed for 12 years from the date of its declaration shall be forfeited and cease to remain owing by the Company. In the event of the Company being wound up, if the assets available for distribution among the Members shall be more than sufficient to repay the whole of the share capital paid up or credited as paid up at the commencement of the winding up, the excess shall be distributed among the Members in proportion to the capital at the commencement of the winding up paid up or credited as paid up on the said Ordinary Shares held by them respectively. An Ordinary Share shall be deemed to be a redeemable share in certain circumstances. The liability of shareholders to invest additional capital is limited to the amounts remaining unpaid on the shares held by them.

**10.B.2. Action Necessary to Change the Rights of Shareholders**

The rights attaching to shares in the Company may be varied by special resolutions passed at class meetings of that class of shareholders of the Company.

**10.B.3 Annual and General Meetings**

The AGM shall be held in such place and at such time as shall be determined by the board, but no more than 15 months shall pass between the dates of consecutive AGMs. Directors may call an Extraordinary General Meeting ("EGM") at any time. The members, in accordance with the Constitution of the Company and Irish Company law, may also requisition EGMs. Notice of the AGM or an EGM passing any special resolution must be given at least 21 clear days prior to the scheduled date and, in the case of any other general meeting, not less than 14 clear days' notice. All holders of Ordinary Shares are entitled to attend, speak at and vote at general meetings of the Company.

**10.B.4 Limitations on the Right to Own Shares**

There are no limitations on the right to own shares in the Constitution of the Company.

**10.B.5 Disclosure of Share Ownership**

Under Irish law, the Company can require parties to disclose their interests in shares. The Constitution of the Company entitle the Directors to require parties to provide details regarding their identity and the nature and extent of any interest which such parties hold in Ordinary Shares. Under Irish law, if a party acquires or disposes of Ordinary Shares so as to bring their interest above or below 3% of the total issued share capital of the Company, they must notify the Company of that. The Company would also need to be notified of the acquisition by an existing substantial (i.e. 3% plus) shareholder, of every movement of one whole percentage integer (e.g. 3.9% to 4.1% but not 4.1% to 4.9%) or more.

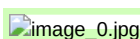
#### 10.B.6 Other Provisions of the Constitution

There are no provisions in the Constitution of the Company:

- (i) delaying or prohibiting a change in the control of the Company, but which operate only with respect to a merger, acquisition or corporate restructuring;
- (ii) discriminating against any existing or prospective holder of shares as a result of such shareholder owning a substantial number of shares; or
- (iii) governing changes in capital, in each case, where such provisions are more stringent than those required by law.

m">%

Exhibit 11.1



### ICON plc Share Trading Policy

Adopted on 13<sup>th</sup> August 2013 and

amended on 25<sup>th</sup> April 2017, 23<sup>rd</sup> April 2018, 19<sup>th</sup> June 2021, 21<sup>st</sup> February 2023 and 18<sup>th</sup> February 2025

This Share Trading Policy provides the standards of ICON plc and its Subsidiaries (together the “Group”, the “Company” or “ICON”) on trading and causing the trading of ICON’s securities or securities of other publicly-traded companies while in possession of material, non-public information. The Policy has been designed to ensure that all relevant persons know their responsibilities when trading in ICON securities (and / or securities of other companies while in possession of material, non-public information obtained as a result of working with ICON) and to promote transparency and market confidence in the operations of ICON.

Various applicable securities laws and regulations (such as the rules and regulations of the Securities and Exchange Commission (“SEC”) and the listing rules of NASDAQ Global Select Market (“NASDAQ”)) prohibit “insider trading”.


Simply stated, insider trading occurs when a person uses “material non-public” information to make decisions to purchase, sell, give away or otherwise trade securities or provides that information to others outside the Company to enable such trading, sometimes referred to as “tipping”. These terms are defined in this Policy under Section 3 below.

#### 1. Applicability

This Policy applies to all members of the Board of Directors, officers and employees of ICON (collectively, “Covered Persons”). This Policy applies to all transactions by Covered Persons in ICON’s securities, including common stock, restricted share units, options and any other securities that ICON may issue, such as preferred stock, notes, bonds and convertible securities, as well as to derivative securities relating to any of ICON’s securities, whether or not issued by ICON, and to all transactions in such securities by a Covered Person’s immediate family members (parents, siblings, spouses, children) and other persons living in a Covered Person’s household, or by persons or entities over which a Covered Person exercises control.

The terms of this Policy apply to all share trades irrespective of whether the shares are obtained on the open market or via ICON’s employee share schemes and whether they conducted via ICON’s chosen broker or platform or via any other platform, broker, online or otherwise.

The Policy also applies to all transactions in an external company’s securities that a Covered Person has material non-public information about due to a Covered Person’s involvement with



or work for ICON. This again includes common stock, restricted share units, options and any other securities that companies may issue, such as preferred stock, notes, bonds and convertible securities, as well as to derivative securities, whether or not issued by the company itself.

This Policy also applies to the Company, as applicable. From time to time, the Company may engage in transactions in its own securities, including sales of securities and repurchases. It is the Company's policy to comply with all applicable securities and state laws (including appropriate approvals by the Board of Directors if required) when engaging in transactions in its own securities, including any applicable restrictions on insider trading.

## **2. General Policy: No Trading or Causing Trading While in Possession of Material Non-Public Information**

- a) No Covered Person may purchase, sell or otherwise transfer (except for the exercise of stock options so long as common stock is retained) any ICON securities while in possession of material non-public information about ICON. (The terms "material" and "non-public" are defined in Section 3(c) and (d) below.)
- b) No Covered Person who knows of any material non-public information about ICON may communicate that information to any other person outside ICON, including family and / or friends.
- c) In addition, no Covered Person may purchase or sell any security of any other company while in possession of material non-public information about that company that was obtained in the course of his or her involvement with ICON. No Covered Person who knows of any such material non-public information may communicate that information to any other person outside ICON, including family and / or friends.
- d) For compliance purposes, you should never trade, tip or recommend securities (or otherwise cause the purchase, sale or other transfer of securities) while in possession of information that you have reason to believe is material and non-public (which is defined in Section 3(c) and (d) below) unless you first consult with the **Corporate Governance team**, and obtain the advance approval of the General Counsel.
- e) Restricted Covered Persons (as defined in Section 5) are also prohibited from trading in ICON's securities during blackout periods as set out in Section 5. Restricted Covered Persons that are not in possession of any material non-public information are permitted to trade in ICON's securities only when no blackout period is in effect as set out in Section 6.
- f) Individuals listed on the Insider List (as defined in Section 7) must "pre-clear" all trading in securities of ICON in accordance with the procedures set forth in Section 8 below and

2

image\_1.jpg

are also prohibited from engaging in the transactions set out in Section 9 unless advance approval is obtained from the General Counsel.

- g) You should exercise care when speaking with other personnel who do not have a "need to know" and when communicating with family, friends and others who are not associated with us, even if they are subject to this Policy. To avoid even the appearance of impropriety, please refrain from discussing our business or prospects or making recommendations about buying or selling our securities or the securities of other companies with which we have a relationship. The concept of unlawful tipping includes passing on information to friends, family members or acquaintances under circumstances that suggest that you were trying to help them make a profit or avoid a loss, or obtain some other benefit from the information.
- h) In an effort to prevent unauthorized disclosure of our information, you are prohibited from any unauthorized posting or responding to any posting on or in Internet message boards, chat rooms, discussion groups, or other publicly accessible forums, with respect to us. Keep in mind that any inquiries about ICON should be directed to **ICON's Marketing team**.

## **3. Definitions**

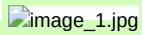
- a) **Cybersecurity**- the activity or process, ability or capability, or state whereby information and communications systems and the information contained within these systems are protected from and / or defended against damage, unauthorized use or modification, or exploitation.
- b) **Cybersecurity Incident**- An occurrence that actually or potentially results in adverse consequences to an information system or the information that the system processes, stores, or transmits and that may require a response action to mitigate the consequences.

A cybersecurity incident can result from unintentional events or deliberate attacks.

For example, the use of stolen access credentials, malware, ransomware, phishing or other unauthorized information systems action to: (i) access, steal or destroy financial assets, intellectual property, or other sensitive information belonging to ICON (including an ICON acquisition), clients or business partners; or (ii) otherwise materially disrupt operations.

- c) **Materiality.** Information is generally regarded as "material" if there is a substantial likelihood that a reasonable investor would consider the information important in making a decision to buy, hold or sell a security. If the public dissemination of the information would, or reasonably could be expected to, affect the market price of securities (whether positively or negatively) such information should be considered material.

3




While, depending on the circumstances, any type of information could be deemed material, information dealing with the following subjects should be assumed to be reasonably likely to be found material in particular situations:

- i. significant changes in ICON's prospects;
- ii. significant write-downs in assets or increases in reserves;
- iii. developments regarding significant litigation or government agency investigations;
- iv. liquidity problems;
- v. changes in earnings estimates or unusual gains or losses in major operations;
- vi. success or otherwise or the status of a clinical trial;
- vii. changes in management, other major personnel changes or labour negotiation;
- viii. changes in dividends;
- ix. extraordinary borrowings;
- x. gain or loss of a significant contract, customer or supplier or significant material changes in the profitability status of a current significant contract;
- xi. changes in debt ratings;
- xii. proposals, plans or agreements, even if preliminary in nature, involving mergers, acquisitions, divestitures, recapitalizations, strategic alliances, licensing arrangements, or purchases or sales of substantial assets;
- xiii. the development or release of a new product or service;
- xiv. changes in a previously announced schedule for the development or release of a new product or service;
- xv. a Cybersecurity Incident;
- xvi. public or private offerings of securities; and
- xvii. pending statistical reports (such as reports relating to treasury information, awards information or interest rate developments).

Material information is not limited to historical facts but may also include projections and forecasts. With respect to a future event, such as a merger, acquisition or introduction of a new product, the point at which negotiations or product development are determined to

4



be material is determined by balancing the probability that the event will occur against the magnitude of the effect the event would have on ICON's operations or stock price should it occur. Thus, information concerning an event that would have a large effect on stock price, such as a merger, may be material even if the possibility that the event will occur is relatively small.

When in doubt about whether particular non-public information is material, presume it is material.

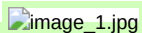
**If you are unsure whether information is material, you should consult the Corporate Governance team before making any decision to disclose such information (other than to persons who need to know it in the ordinary course of the Company's business) or to trade in or recommend securities to which that information relates.**

- d) **Non-Public Information-** The fact that information has been disclosed to a few members of the public does not make it public for insider trading purposes. In order for information to be considered public, it must be widely disseminated in a manner making it generally available to investors. Typically this is done through publication in a widely-available newspaper, magazine or news website, such as Dow Jones, Reuters Economic Services, The Wall Street Journal, Associated Press, or through a broadcast on widely-available radio or television programs, publication in a widely-available newspaper, magazine or news website, or public disclosure documents filed with the SEC or that are available on the SEC's website. Even after a public announcement, a reasonable period of time must elapse in order for the market to absorb the information. What is a reasonable period of time is dependent on the facts and circumstances of the situation. In order to provide clarity, this policy requires that Covered Persons should allow two full trading days to lapse following publication before such information is deemed to be public.

Non-public information may include:

- i. information available to a select group of analysts or brokers or institutional investors;
- ii. undisclosed facts that are the subject of rumours, even if the rumours are widely circulated; and
- iii. information that has been entrusted to ICON on a confidential basis until a public announcement of the information has been made and enough time has elapsed for the market to respond to a public announcement of the information. An example of this may be the results of a clinical trial or news of a potential merger of our clients or other material information about clients which you may hear in the course of your employment.

5



**As with questions of materiality, if you are not sure whether information is considered non-public, you should either consult with the Corporate Governance team or assume that the information is "non-public" and treat it as confidential.**

- e) **Compliance-** ICON has appointed the General Counsel to oversee the implementation and governance of this Policy. The duties include, but are not limited to, the following:
- i. assisting with implementation of this Policy;
  - ii. circulating this Policy to all employees and ensuring that this Policy is amended as necessary to remain up-to-date with insider trading laws;
  - iii. notifying the applicable Covered Persons as appropriate of the Company's imposition of a special "blackout" period as described Section 5 below;
  - iv. maintaining the Insider List as set out in Section 7;
  - v. setting up procedures for pre-clearing all trading in securities of ICON by persons on the Insider List in accordance with the procedures set forth in Section 8 below; and
  - vi. reviewing requests from individuals listed on the insider list to engage in transactions set out in Section 9 below.

The Compliance duties of the General Counsel set out in this Policy may also be fulfilled by the Chief Financial Officer or the Chief Executive Officer when the General Counsel is absent or unavailable.

If any person has any doubt as to whether information in his or her possession is material and non-public, such person shall not disclose that information without first contacting the **Corporate Governance team** who will liaise with the General Counsel as required.

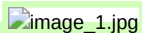
#### 4. **Violations of Insider Trading Laws**

Penalties for trading on or communicating material non-public information can be severe, both for individuals involved in such unlawful conduct and their employers and supervisors, and may include jail terms, criminal fines, civil penalties and civil enforcement injunctions. Given the severity of the potential penalties, compliance with this Policy is absolutely mandatory.

In addition, a person who "tips" others may also be liable for transactions by the *tippees* to whom he or she has disclosed material non-public information. Tipsters can be subject to the same penalties and sanctions as the *tippees*, and large penalties have been imposed even when the tipster did not profit from the transaction. Similarly, aiding and

6

---



abetting claims for securities fraud violations may be brought against secondary actors for providing knowing and substantial assistance to a primary securities law violator.

The SEC can also seek substantial penalties from any person who, at the time of an insider trading violation, "directly or indirectly controlled the person who committed such violation," which could apply to ICON and/or management and supervisory personnel. Civil plaintiffs may also bring control person claims against management or directors in private litigation.

Non-compliance with insider trading laws and / or this Policy is also a non-compliance with ICON's Global Code of Ethical Conduct. Employees who violate this Policy may be subject to disciplinary action by ICON, including dismissal for cause. Any exceptions to the above requirements, if permitted, may only be granted by the General Counsel in writing and must be provided before any activity contrary to these requirements takes place.

#### 5. **Blackout Periods**

All Covered Persons who are (i) directors, officers or employees at the level of Vice President and above or (ii) designated by the General Counsel, and (iii) immediate family members (parents, siblings, spouses, children) and other persons living in such persons household and (iv) any persons or entities each of them controls (collectively, "**Restricted Covered Persons**") are prohibited from trading in ICON's securities during blackout periods.

- a) **Quarterly Blackout Periods-** Trading in ICON's securities is prohibited during the period beginning at the close of the market on the nineteenth day of the last month of each fiscal quarter and ending at the close of the market on the second full trading day following the date ICON's financial results are publicly disclosed. During these periods, Restricted Covered Persons may generally be presumed to possess material non-public information about ICON's financial results.

ICON's fiscal quarters are: Q1: January - March, Q2: April - June, Q3: July - September, Q4: October - December.


The specific dates of the blackout periods are available from the MyICON homepage.

- b) **Special Blackout Periods-** From time to time, other types of material non-public information regarding ICON (such as negotiation of mergers, acquisitions or dispositions, the identification of a significant Cybersecurity risk or Incident or new product developments) may be pending and not be publicly disclosed. Until such material non-public information is publicly disclosed, ICON may impose special blackout periods during which Covered Persons with knowledge of or access to such material non-public information are prohibited from trading in ICON's securities.

If ICON imposes a special blackout period, it will notify the Covered Persons affected.

7

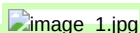
---



- c) **Option and Restricted Share Unit Agreements-** A Close Period, for the purposes of interpretation of Option and Restricted Share Unit Plans, Agreements and terms and conditions, refers to any period where the relevant Covered Person is subject to either a quarterly blackout period or special blackout period.
- d) **Exception-** The prohibition on trading in ICON securities while in possession of material non-public information does not apply to transactions under a written plan, contract, instruction, or arrangement under Rule 10b5-1 (an “**Approved 10b5-1 Plan**”) that:
- i. has been reviewed and approved by the General Counsel prior to adoption of the plan (or, if revised or amended, such revisions or amendments have been reviewed and approved by the General Counsel prior to adoption of such revisions or amendments);
  - ii. requires a “cooling off” period before any transactions may be initiated for at least 30 days after adoption of the plan or any revisions or amendments to the plan; and, if the Covered Person is a director of ICON plc, an executive officer of ICON<sup>1</sup>, or otherwise designated by the General Counsel, no transactions may be initiated until at least 90 days or (if later) two business days following disclosure of ICON’s financial results (for ICON’s financial quarter in which the plan was adopted) in a Form 20-F or 6-K (but not more than 120 days) after adoption of (or any revisions or amendments to) the plan;
  - iii. was entered into in good faith by the Covered Person at a time when the Covered Person was not in possession of material non-public information about ICON; and, if the Covered Person is a director of ICON plc, an executive officer of ICON<sup>2</sup>, or otherwise designated by the General Counsel, the plan (and any revisions or amendments) includes a representation certifying that the Covered Person was not aware of material non-public information and that it was adopted in good faith and not as part of a plan or scheme to evade Rule 10b5-1;
  - iv. gives a third party the discretionary authority to execute such purchases and sales, outside the control of the Covered Person, so long as such third party does not possess any material non-public information about ICON; or explicitly specifies the security or securities to be purchased or sold, the number of shares, the prices and/or dates of transactions, or other formula(s) describing such transactions; and
  - v. otherwise satisfies the requirements of Rule 10b5-1(c), including the limitations on overlapping and single-trade plans.

<sup>1</sup>Within the meaning of NASDAQ Listing Rule 5608 and Exchange Act Rule 10D-1, including any “officer” under Exchange Act Rule 16a-1(f).

<sup>2</sup>Within the meaning of NASDAQ Listing Rule 5608 and Exchange Act Rule 10D-1, including any “officer” under Exchange Act Rule 16a-1(f).



## 6. **Trading Windows**

In general, Covered Persons who are not Restricted Covered Persons, who have not been notified that they are subject to a special blackout period and are not otherwise in possession of material non-public information are permitted to trade in ICON’s securities without restriction.

Restricted Covered Persons that are not in possession of any material non-public information are permitted to trade in ICON’s securities only when no blackout period is in effect. Generally, this means that Restricted Covered Persons that are not in possession of any material non-public information can trade only during the period beginning on the third full trading day following the date ICON’s financial results are publicly disclosed and ending at the close of the market on the nineteenth day of the last month of each fiscal quarter. However, even during a trading window, a Restricted Covered Person who is in possession of any material non-public information would not be permitted to trade in ICON’s securities until the information has been made publicly available or is no longer material. In addition, ICON may close this trading window for Restricted Covered Persons if a special blackout period under Section 5(b) above is imposed and will re-open the trading window once the special blackout period has ended. The fact that a special blackout period has been designated must also be kept confidential and must not be disclosed.

## 7. **ICON Insider List**

For purposes of this policy, ICON maintains an Insider List which includes the following individuals:

- I. all directors of ICON plc;
- II. all officers and employees of ICON who are members of ICON plc Leadership Team ("ILT"); and
- III. other key employees and officers designated by the General Counsel.


Individuals listed on the Insider List are subject to the additional obligations and restrictions as set out in Section 8 and Section 9.

ICON notifies each director, officer or employee when they are placed on the Insider List and they are required to acknowledge the additional obligations and restrictions that are set out in this Share Trading Policy.

## 8. **Pre-clearance of Securities Transactions**

ICON requires all persons on the Insider List to refrain from trading, even during a trading window, without first pre-clearing all transactions in ICON's securities, because

9



they are likely to be exposed to material non-public information on a regular basis. These pre-clearance procedures also apply to transactions by such person's immediate family members (parents, siblings, spouses, children) and other persons living in such person's household and by persons and entities over which such person exercises control. These pre-clearance procedures do not override the general prohibition on trading while in possession of material non-public information.


- a) No person listed on the Insider List may, directly or indirectly, purchase or sell (or otherwise make any transfer, gift, pledge or loan of, except for the exercise of stock options so long as the common stock is retained) any ICON security at any time without first obtaining prior approval from the General Counsel.
- b) Any person on the Insider List seeking to trade should contact the **Corporate Governance team** in order to request the requisite permissions from the General Counsel.
- c) The date each request is received and the date and time each request is approved or disapproved shall be recorded. Unless revoked, a grant of permission will normally remain valid until the close of trading two trading days following the day on which it was granted. If the transaction does not occur during that period, pre-clearance of the transaction must be re-requested.
- d) The General Counsel must obtain approval to trade from either the Chief Financial Officer or the Chief Executive Officer.
- e) Notwithstanding the foregoing, pre-clearance is not required for purchases and sales of securities under an Approved 10b5-1 Plan. With respect to any purchase or sale under an Approved 10b5-1 Plan, the third party effecting transactions on behalf of the Covered Person should be instructed to send duplicate confirmations of all such transactions to the **Corporate Governance team**.

## 9. **Prohibited Transactions**

Certain types of transactions increase ICON's exposure to legal risks and may create the appearance of improper or inappropriate conduct. Therefore, persons on the Insider List may not engage in any of the following transactions, even if they do not possess material non-public information, unless advance approval is obtained from the General Counsel. These prohibitions also apply to transactions by such person's immediate family members (parents, siblings, spouses, children) and by other persons living in such person's household and by entities over which such person exercises control.

- a) **Short-term trading:** Persons on the Insider List who purchase ICON securities in the open market may not sell any of the ICON securities of the same class during the six months following the transaction. Persons on the Insider List who sell ICON securities in

10





the open market may not purchase any ICON securities of the same class during the six months following the transaction.

- b) **Short sales of stock-** "Short" sales of stock are transactions where you borrow stock, sell it, and then buy stock at a later date to replace the borrowed shares. Short sales of our securities by persons on the Insider List are prohibited. These also include hedging or monetization transactions (such as zero-cost collars and forward sale contracts) that involve the establishment of a short position. See "Hedging transactions" below for more information.
- c) **Publicly traded options-** A put is an option or right to sell a specific stock at a specific price before a set date, and a call is an option or right to buy a specific stock at a specific price before a set date. Any transactions in put options, call options or other derivative securities by persons on the Insider List are prohibited by this Policy.
- d) **Trading on margin-** Persons on the Insider List may not hold ICON securities in a margin account or pledge ICON securities as collateral for a loan.
- e) **Hedging transactions-** Hedging or monetization transactions can be accomplished through the use of various financial instruments, including prepaid variable forwards, equity swaps, collars and exchange funds. Persons on the Insider List may not enter into hedging or monetization transactions or similar arrangements with respect to ICON securities.

*If you have a managed account (where another person has been given discretion or authority to trade without your prior approval), you must not advise your broker or investment adviser to trade in our securities at any time or to trade in securities of any other company while in possession of material non-public information about that company that was obtained in the course of his or her involvement with ICON. In such managed accounts, you must exercise no discretion to direct investments in the fund.*

## 11

Exhibit 12.1

### Certification of Chief Financial Officer Pursuant to Section 302 of the Sarbanes-Oxley Act of 2002

I, **Brendan Brennan**, **Nigel Clerkin**, certify that:

1. I have reviewed this annual report on Form 20-F of ICON plc ("the registrant").
2. Based on my knowledge, this report does not contain any untrue statement of a material fact or omit to state a material fact necessary to make the statements made, in light of the circumstances under which such statements were made, not misleading with respect to the period covered by this report;
3. Based on my knowledge, the financial statements, and other financial information included in this report, fairly present in all material respects the financial condition, results of operations and cash flows of the registrant as of, and for, the periods presented in this report;
4. The registrant's other certifying officer and I are responsible for establishing and maintaining disclosure controls and procedures (as defined in Exchange Act Rules 13a-15(e) and 15d-15(e)) and internal control over financial reporting (as defined in Exchange Act Rules 13a-15(f) and 15d-15(f)) for the registrant and have:
  - a) Designed such disclosure controls and procedures, or caused such disclosure controls and procedures to be designed under our supervision, to ensure that material information relating to the registrant, including its consolidated subsidiaries, is made known to us by others within those entities, particularly during the period in which this report is being prepared;
  - b) Designed such internal control over financial reporting, or caused such internal control over financial reporting to be designed under our supervision, to provide reasonable assurance regarding the reliability of financial reporting and the preparation of financial statements for external purposes in accordance with generally accepted accounting principles;
  - c) Evaluated the effectiveness of the registrant's disclosure controls and procedures and presented in this report our conclusions about the effectiveness of the disclosure controls and procedures, as of the end of the period covered by this report based on such evaluation; and d) Disclosed in this report any change in the registrant's internal control over financial reporting that occurred during the period covered by the annual report that has materially affected, or is reasonably likely to materially affect, the company's internal control over financial reporting.
5. The registrant's other certifying officer and I have disclosed, based on our most recent evaluation of internal control over financial reporting, to the registrant's auditors and the audit committee of the registrant's Board of Directors (or persons performing the equivalent functions):
  - a) All significant deficiencies and material weaknesses in the design or operation of internal control over financial reporting which are reasonably likely to adversely affect the registrant's ability to record, process, summarize and report financial information; and b) Any fraud, whether or not material, that involves management or other employees who have a significant role in the registrant's internal control over financial reporting.

Dated: **February 23, 2024** **February 21, 2025**

/s/ **Brendan Brennan** **Nigel Clerkin**

**Brendan Brennan** **Nigel Clerkin**

Chief Financial Officer

---

**Certification of Chief Executive Officer  
Pursuant to Section 302 of the Sarbanes-Oxley Act of 2002**

I, Steve Cutler, certify that:

1. I have reviewed this annual report on Form 20-F of ICON plc ("the registrant").
2. Based on my knowledge, this report does not contain any untrue statement of a material fact or omit to state a material fact necessary to make the statements made, in light of the circumstances under which such statements were made, not misleading with respect to the period covered by this report;
3. Based on my knowledge, the financial statements, and other financial information included in this report, fairly present in all material respects the financial condition, results of operations and cash flows of the registrant as of, and for, the periods presented in this report;
4. The registrant's other certifying officer and I are responsible for establishing and maintaining disclosure controls and procedures (as defined in Exchange Act Rules 13a-15(e) and 15d-15(e)) and internal control over financial reporting (as defined in Exchange Act Rules 13a-15(f) and 15d-15(f)) for the registrant and have:
  - a) Designed such disclosure controls and procedures, or caused such disclosure controls and procedures to be designed under our supervision, to ensure that material information relating to the registrant, including its consolidated subsidiaries, is made known to us by others within those entities, particularly during the period in which this report is being prepared;
  - b) Designed such internal control over financial reporting, or caused such internal control over financial reporting to be designed under our supervision, to provide reasonable assurance regarding the reliability of financial reporting and the preparation of financial statements for external purposes in accordance with generally accepted accounting principles;
  - c) Evaluated the effectiveness of the registrant's disclosure controls and procedures and presented in this report our conclusions about the effectiveness of the disclosure controls and procedures, as of the end of the period covered by this report based on such evaluation; and d) Disclosed in this report any change in the registrant's internal control over financial reporting that occurred during the period covered by the annual report that has materially affected, or is reasonably likely to materially affect, the company's internal control over financial reporting.
5. The registrant's other certifying officer and I have disclosed, based on our most recent evaluation of internal control over financial reporting, to the registrant's auditors and the audit committee of the registrant's Board of Directors (or persons performing the equivalent functions):
  - a) All significant deficiencies and material weaknesses in the design or operation of internal control over financial reporting which are reasonably likely to adversely affect the registrant's ability to record, process, summarize and report financial information; and b) Any fraud, whether or not material, that involves management or other employees who have a significant role in the registrant's internal control over financial reporting.

Dated: **February 23, 2024** **February 21, 2025**

/s/ **Steve Cutler**

**Steve Cutler**

Chief Executive Officer

**Exhibit 12.2**

**Certification Pursuant to 18 U.S.C. Section 1350,  
As Adopted Pursuant to Section 906 of the Sarbanes-Oxley Act of 2002**

In connection with the Annual Report of ICON plc (the "Company") on Form 20-F for the year ending **December 31, 2023** **December 31, 2024** as filed with the Securities and Exchange Commission on the date hereof (the "Report"), I, **Brendan Brennan**, **Nigel Clerkin**, Chief Financial Officer of the Company, certify, pursuant to 18 U.S.C. § 1350, as adopted pursuant to § 906 of the Sarbanes-Oxley Act of 2002, that to my knowledge:

- (1) the Report fully complies with the requirements of section 13(a) or 15(d) of the Securities Exchange Act of 1934; and
- (2) the information contained in the Report fairly presents, in all material respects, the financial condition and result of operations of the Company.

Date: **February 23, 2024** **February 21, 2025**

/s/ **Brendan Brennan** **Nigel Clerk**

**Brendan Brennan** **Nigel Clerk**

Chief Financial Officer

The foregoing certification is being furnished solely pursuant to section 906 of the Sarbanes-Oxley Act of 2002 (subsections (a) and (b) of section 1350, chapter 63 of title 18, United States Code) and is not being filed as part of the report or as a separate disclosure document. A signed original of this written statement required by section 906 has been provided to ICON plc and will be retained by ICON plc and furnished to the Securities and Exchange Commission or its staff upon request.

---

**Certification Pursuant to 18 U.S.C. Section 1350,  
As Adopted Pursuant to Section 906 of the Sarbanes-Oxley Act of 2002**

In connection with the Annual Report of ICON plc (the "Company") on Form 20-F for the year ending **December 31, 2023** **December 31, 2024** as filed with the Securities and Exchange Commission on the date hereof (the "Report"), I, Steve Cutler, Chief Executive Officer of the Company, certify, pursuant to 18 U.S.C. § 1350, as adopted pursuant to § 906 of the Sarbanes-Oxley Act of 2002, that to my knowledge:

- (1) the Report fully complies with the requirements of section 13(a) or 15(d) of the Securities Exchange Act of 1934; and
- (2) the information contained in the Report fairly presents, in all material respects, the financial condition and result of operations of the Company.

Date: **February 23, 2024** **February 21, 2025**

/s/ **Steve Cutler**

Steve Cutler

Chief Executive Officer

The foregoing certification is being furnished solely pursuant to section 906 of the Sarbanes-Oxley Act of 2002 (subsections (a) and (b) of section 1350, chapter 63 of title 18, United States Code) and is not being filed as part of the report or as a separate disclosure document. A signed original of this written statement required by section 906 has been provided to ICON plc and will be retained by ICON plc and furnished to the Securities and Exchange Commission or its staff upon request.

**Exhibit 16.1**

February **23, 2024** **21, 2025**

Securities and Exchange Commission  
Washington, D.C. 20549

Ladies and Gentlemen:

We are currently principal accountants for ICON plc and, under the date of **February 23, 2024** **February 21, 2025**, we reported on the consolidated financial statements of ICON plc as of and for the years ended **December 31, 2023** **December 31, 2024** and **2022** **2023** and the effectiveness of internal control over financial reporting as of **December 31, 2023** **December 31, 2024**. In 2024 we were notified that ICON plc intend to appoint Ernst & Young Chartered Accountants as its principal accountant for the year ending December 31, 2025 and that the auditor-client relationship with KPMG will cease upon completion of the audit of ICON plc's consolidated financial statements as of and for the year ended December 31, 2024, and the effectiveness of internal control over financial reporting as of December 31, 2024, and the issuance of our reports thereon. We have read ICON plc's statements included under Item 16F of its Form 20-F dated **February 23, 2024** **February 21, 2025**, and we agree with such statements, except that we are not in a position to agree or disagree with ICON plc's statement that the appointment will be subject to the passing of an ordinary resolution confirming the appointment at the Company's 2025 Annual General Meeting.

Very truly yours,

/s/ KPMG

**SUBSIDIARY GUARANTORS AND ISSUER OF GUARANTEED SECURITIES AND AFFILIATES WHOSE SECURITIES COLLATERALIZE SECURITIES OF  
ICON INVESTMENTS SIX DESIGNATED ACTIVITY COMPANY**

The following subsidiaries of ICON plc, (the "Company") are guarantors of ICON Investments Six Designated Activity Company's (the "Issuer") 5.809% Senior Secured Notes due 2027, 5.849% Senior Secured Notes due 2029 and 6.000% Senior Secured Notes due 2034:

NAME OF SUBSIDIARY	STATE OR OTHER JURISDICTION OF INCORPORATION OR ORGANIZATION
ICON Global Treasury Unlimited Company	Ireland
ICON Clinical Research Limited	Ireland
ICON Holdings Unlimited Company	Ireland
ICON Clinical Research Property Development (Ireland) Limited	Ireland
Accellacare Limited	Ireland
ICON Operational Holdings Unlimited Company	Ireland
ICON Operational Financing Unlimited Company	Ireland
ICON Clinical Global Holdings Unlimited Company	Ireland
ICON Luxembourg S.à r.l.	Luxembourg
ICON Early Phase Services, LLC	Texas
Beacon Bioscience, Inc.	Delaware
ICON Clinical Research LLC	Delaware
ICON Laboratory Services, Inc.	Delaware
MolecularMD Corp.	Delaware
ICON US Holdings Inc.	Delaware
PriceSpective LLC	Delaware
DOCS Global, Inc.	New Jersey
Accellacare US Inc.	North Carolina
Clinical Resource Network, LLC	Illinois
ICON Clinical Investments LLC	Delaware
PRA Health Sciences, Inc.	Delaware
ReSearch Pharmaceutical Services, Inc.	Delaware
Source Healthcare Analytics, LLC	Delaware
Symphony Health Solutions Corporation	Delaware
Pharmaceutical Research Associates, Inc.	Virginia
PRA Holdings, Inc.	Delaware
PRA International, LLC	Delaware
RPS Global Holdings, LLC	Delaware
RPS Parent Holding LLC	Delaware
Roy RPS Holdings LLC	Delaware
CRN Holdings, LLC	Delaware

All issued and outstanding equity securities of the following subsidiaries of the Company, subject to the limitations set forth below, collateralize the Issuer's 5.809% Senior Secured Notes due 2027, 5.849% Senior Secured Notes due 2029 and 6.000% Senior Secured Notes due 2034:

NAME (STATE OR OTHER JURISDICTION OF INCORPORATION OR ORGANIZATION)	OWNER	PERCENT PLEDGED
ICON Investments Six Designated Activity Company (Ireland)	ICON plc	100%
ICON Clinical Research Limited (Ireland)	ICON Operational Holdings Unlimited Company	100%
ICON Holdings Unlimited Company (Ireland)	ICON Operational Financing Unlimited Company	100%
ICON Operational Holdings Unlimited Company (Ireland)	ICON Operational Financing Unlimited Company	100%
ICON Operational Financing Unlimited Company (Ireland)	ICON Clinical Global Holdings Unlimited Company	100%
ICON Clinical Global Holdings Unlimited Company (Ireland)	ICON plc	100%
ICON Clinical Research Property Holdings (Ireland) Limited (Ireland)	ICON plc	100%
ICON (LR) Limited (Ireland)	ICON Clinical Research Limited	100%
ICON Holdings Clinical Research International Limited (Ireland)	ICON Holdings Unlimited Company	100%
Accellacare Limited (Ireland)	ICON Holdings Unlimited Company	100%
ICON Global Treasury Unlimited Company (Ireland)	ICON Clinical Research Limited	100%
ICON Global Treasury Unlimited Company (Ireland)	ICON plc	100%
ICON Luxembourg S.à r.l. (Luxembourg)	ICON Clinical Research Limited	100%
ICON Early Phase Services, LLC (f/k/a Healthcare Discoveries, LLC) (Texas)	ICON Clinical Research LLC	100%
Beacon Bioscience, Inc. (Delaware)	ICON Clinical Research LLC	100%
ICON Clinical Research LLC (Delaware)	ICON US Holdings Inc.	100%
ICON Laboratory Services, Inc. (f/k/a ICON Central Laboratories, Inc.) (Delaware)	ICON US Holdings Inc.	100%
MolecularMD Corp. (Delaware)	ICON Laboratory Services, Inc. (f/k/a ICON Central Laboratories, Inc.)	100%
ICON US Holdings Inc. (Delaware)	ICON Operational Financing Unlimited Company	100%
PriceSpective LLC (Delaware)	ICON Clinical Research LLC	100%
CRN Holdings, LLC (Delaware)	ICON Clinical Research LLC	100%
ICON Clinical Investments, LLC (Delaware)	ICON Luxembourg S.à r.l.	100%
Clinical Resource Network, LLC (d/b/a Symphony Clinical Research) (Illinois)	CRN Holdings, LLC	100%
DOCS Global, Inc. (New Jersey)	ICON Clinical Research LLC	100%
Accellacare US Inc. (North Carolina)	ICON Clinical Research LLC	100%
RPS Bermuda, Ltd. (Bermuda)	ReSearch Pharmaceutical Services, Inc.	65%
Services de Recherche Pharmaceutique Srl (Canada)	ReSearch Pharmaceutical Services, Inc.	65%
PRA Health Sciences Colombia Ltda. (Colombia)	Pharmaceutical Research Associates, Inc.	65%
Pharmaceutical Research Associates Hungary Research and Development Ltd. (Hungary)	Pharmaceutical Research Associates, Inc.	65%
Pharmaceutical Research Associates Italy S.r.l. (Italy)	Pharmaceutical Research Associates, Inc.	65%

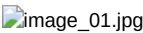
Pharmaceutical Research Associates Mexico S. de R.L. de C. V. (Mexico)	Pharmaceutical Research Associates, Inc.	65%
Pharmaceutical Research Associates Mexico S. de R.L. de C. V. (Mexico)	PRA International, LLC	65%
ReSearch Pharmaceutical Services Netherlands B.V. (Netherlands)	ReSearch Pharmaceutical Services, Inc.	65%
RPS Perú S.A.C. (Peru)	Pharmaceutical Research Associates, Inc.	65%
Research Pharmaceutical Services Puerto Rico, Inc. (Puerto Rico)	ReSearch Pharmaceutical Services, Inc.	65%
Pharmaceutical Research Associates Romania S.R.L. (Romania)	Pharmaceutical Research Associates, Inc.	65%
Pharmaceutical Research Associates España, S.A.U. (Spain)	Pharmaceutical Research Associates, Inc.	65%
PRA International Sweden AB (Sweden)	Pharmaceutical Research Associates, Inc.	65%
RPS Research (Thailand) Co., Ltd. (Thailand)	ReSearch Pharmaceutical Services, Inc.	65%
Sterling Synergy Systems Limited (United Kingdom)	Pharmaceutical Research Associates, Inc.	65%
ClinStar LLC (California)	Pharmaceutical Research Associates, Inc.	100%
Nextrials, Inc. (California)	Pharmaceutical Research Associates, Inc.	100%
Care Innovations, Inc. (Delaware)	Pharmaceutical Research Associates, Inc.	100%
CRI NewCo, Inc. (Delaware)	Pharmaceutical Research Associates, Inc.	100%
International Medical Technical Consultants, LLC (Delaware)	Pharmaceutical Research Associates, Inc.	100%
Parallel 6, Inc. (Delaware)	Pharmaceutical Research Associates, Inc.	100%
PRA Early Development Research, Inc. (f/k/a Pharma Bio-Research USA, Inc.) (Delaware)	Pharmaceutical Research Associates, Inc.	100%
PRA Health Sciences, Inc. (Delaware)	ICON US Holdings Inc.	100%
PRA Holdings, Inc. (Delaware)	PRA Health Sciences, Inc.	100%
PRA Receivables, LLC (Delaware)	Pharmaceutical Research Associates, Inc.	100%
ReSearch Pharmaceutical Services, Inc. (Delaware)	Roy RPS Holdings, LLC	100%
ReSearch Pharmaceutical Services, LLC (Delaware)	ReSearch Pharmaceutical Services, Inc.	100%
Source Healthcare Analytics, LLC (Delaware)	Symphony Health Solutions Corporation	100%
Sunset Hills, LLC (Delaware)	Pharmaceutical Research Associates, Inc.	100%
Symphony Health Solutions Corporation (Delaware)	Pharmaceutical Research Associates, Inc.	100%
Pharmaceutical Research Associates, Inc. (Virginia)	PRA International, LLC	100%
PRA International, LLC (Delaware)	PRA Holdings, Inc.	100%
Roy RPS Holdings LLC (Delaware)	RPS Parent Holding LLC	100%
RPS Global Holdings, LLC (Delaware)	PRA Holdings, Inc.	100%
RPS Parent Holding LLC (Delaware)	RPS Global Holdings, LLC	100%
ICON Government and Public Health Solutions, Inc. (Virginia)	ICON US Holdings Inc.	100%
Accellacare of Bristol, LLC (Tennessee)	Accellacare US Inc.	100%
Accellacare of Charleston, LLC (South Carolina)	Accellacare US Inc.	100%
Accellacare of Charlotte, LLC (North Carolina)	Accellacare US Inc.	100%
Accellacare of Christie Clinic, LLC (Illinois)	Accellacare US Inc.	100%
Accellacare of Hickory, LLC (North Carolina)	Accellacare US Inc.	100%

Accellacare of Raleigh, LLC (North Carolina)	Accellacare US Inc.	100%
Accellacare of Rocky Mount, LLC (North Carolina)	Accellacare US Inc.	100%
Accellacare of Salisbury, LLC (North Carolina)	Accellacare US Inc.	100%
Accellacare of Wilmington, LLC (North Carolina)	Accellacare US Inc.	100%
Accellacare of Winston-Salem, LLC (North Carolina)	Accellacare US Inc.	100%
Averion Europe GmbH (Germany)	ICON Clinical Research LLC	65%
CHC Group, LLC (Delaware)	ICON Clinical Research LLC	100%
PubsHub LLC (Delaware)	ICON Clinical Research LLC	100%
Global Pharmaceutical Strategies Group, LLC (Delaware)	ICON Clinical Research LLC	100%
MMMM Group, LLC (Delaware)	ICON Clinical Research LLC	100%
ICON Tennessee, LLC (Delaware)	ICON Clinical Research LLC	100%
ADDPLAN, Inc. (Delaware)	ICON Clinical Research LLC	100%
ICON Clinical Research LP (Delaware)	ICON Clinical Research LLC	100%
ICON Clinical Research LP (Delaware)	ICON Tennessee, LLC	100%
CRN North America, LLC (d/b/a Symphony Clinical Staffing) (Delaware)	CRN Holdings, LLC	100%
Symphony Clinical Research Sp. Z O O. (Poland)	CRN Holdings, LLC	65%
ICON Clinical Research Holdings (U.K.) Limited (United Kingdom)	Pharmaceutical Research Associates, Inc.	65%
Oncacare Limited (Ireland)	ICON Clinical Research Limited	100%
ICON Clinical Research Holdings (Ireland) Unlimited Company (Ireland)	ICON Holdings Unlimited Company	100%

Consent of Independent Registered Public Accounting Firm

We consent to the incorporation by reference in the registration statements (No. 333-282826, 333-231527, 333-204153, 333-190068, 333-152802, 333-257578 and 333-254891) on Form S-8 and registration statement (No. 333-278943) on Form F-3 of our reports dated February 23, 2024 February 21, 2025 with respect to the consolidated financial statements of ICON plc and the effectiveness of internal control over financial reporting.

/s/ KPMG  
Dublin, Ireland  
February 23, 2024 21, 2025



## ICON plc Clawback Policy

Adopted on 25 July 2023 and amended on 18 February 2025

This Clawback Policy (this “**Policy**”) provides the standards for the recoupment of certain erroneously awarded executive compensation in the event of an accounting restatement due to the material noncompliance of ICON plc (“**ICON**”) with any reporting requirement under the securities laws. This Policy has been designed to ensure that ICON is in compliance with the requirements of Section 10D of the Securities Exchange Act of 1934, as amended (the “**Exchange Act**”), Rule 10D-1 promulgated by the Securities and Exchange Commission under the Exchange Act and the listing rules of the NASDAQ Global Select Market (“**NASDAQ**”). This Policy applies with respect to all incentive compensation, including annual cash incentives and restricted share units subject to performance conditions, received by **members of the ICON Executive Team and other** current and former executive officers of ICON, each as provided below.

### 1. **Persons Covered**

This Policy applies to all current or former executive officers of ICON within the meaning of NASDAQ Listing Rule 5608 and Exchange Act Rule 10D-1. This Policy will also apply to other members of senior management of ICON designated by the Board of Directors of ICON (the “**Board**”) from time to time. Each executive officer or other individual to whom this Policy applies is referred to as a “**Covered Executive**”.

### 2. **Compensation**

This Policy applies with respect to compensation, including annual cash incentives and restricted share units subject to performance conditions, that is granted, earned or vested based wholly or in part upon the attainment of a financial reporting measure within the meaning of NASDAQ Listing Rule 5608, including the attainment of earnings per share (“**Incentive-Based Compensation**”). Incentive-Based Compensation does not include stock options or restricted stock units that vest (without any performance condition) upon completion of a specified employment period or bonus awards that are discretionary or based on subjective goals unrelated to financial performance.

### 3. **Effective Date**

This Policy is effective as of 2 October 2023 (the “**Effective Date**”) and applies to all Incentive-Based Compensation received on or after the Effective Date by any Covered Executive **who served as a member of the ICON Executive Team or in any other position as a Covered Executive** at any time during the performance period that is covered by the Incentive-Based Compensation. For purposes of this Policy, Incentive-Based Compensation is “**received**” in

---

ICON's fiscal period during which the financial reporting measure specified for the compensation has been attained.

---

### 4. **Restatement**

Incentive-Based Compensation may be subject to recovery under this Policy in the event ICON is required to prepare an accounting restatement due to the material noncompliance of ICON with any financial reporting requirement under the securities laws, including any required accounting restatement to correct an error in previously issued financial statements that is material to the previously issued financial statements, or that would result in a material misstatement if the error were corrected in the current period or left uncorrected in the current period (a “**Restatement**”).

### 5. **Recovery Period**



Incentive-Based Compensation received by a Covered Executive on or after the Effective Date is subject to recovery under this Policy if the Covered Executive served in any position as a Covered Executive at any time during the performance period, and the Incentive-Based Compensation is received after the beginning of the Covered Executive's service as a Covered Executive and during the last three completed fiscal years immediately preceding the date that ICON is required to prepare a Restatement (the "**Recovery Period**"). The date that ICON is required to prepare a Restatement is the earlier of (x) the date the Board, a committee of the Board, or the officer or officers of ICON authorized to take such action if Board action is not required, concludes, or reasonably should have concluded, that ICON is required to prepare a Restatement, or (y) the date a court, regulator or other legally authorized body directs ICON to prepare a Restatement.

## **6. Recovery Amount**

In the event ICON is required to prepare a Restatement, ICON will recover reasonably promptly the amount of Incentive-Based Compensation received during the Recovery Period that exceeds the amount of the Incentive-Based Compensation that would have been received had it been determined based on the Restatement, without regard to taxes paid (the "**Recovery Amount**"). For any Incentive-Based Compensation based on share price or total shareholder return, and where the Recovery Amount is not subject to mathematical recalculation directly from the information in the Restatement, the Recovery Amount will instead be determined based on a reasonable estimate of the effect of the Restatement on the share price or total shareholder return.

ICON will recover the Recovery Amount in compliance with this Policy except to the extent that the Compensation & Organisation Committee of the Board (the "**Committee**") has determined that recovery would be impracticable and (i) the direct expense paid to a third party to assist in enforcing this Policy would exceed the amount to be recovered and ICON has made a reasonable attempt to recover the Recovery Amount, (ii) recovery would violate home country law adopted prior to November 28, 2022, or (iii) recovery would likely cause an otherwise tax-qualified retirement plan, under which benefits are broadly available to ICON employees, to fail to meet the requirements of 26 U.S.C. 401(a)(13) or 26 U.S. C. 411(a) and the regulations thereunder.

2

---

## **7. Administration**

The Board and, if designated by the Board, the Committee will administer and will have full authority to interpret and to enforce this Policy consistent with the requirements of NASDAQ Listing Rule 5608 and Exchange Act Rule 10D-1 and to determine the method for recovering Incentive-Based Compensation subject to recovery under this Policy. Any determinations made by the Board or Committee in accordance with this Policy shall be final and binding on all persons.

## **8. Miscellaneous**

- a) ICON may not indemnify any Covered Executive against the loss of Incentive-Based Compensation.
- b) This Policy will be binding on and enforceable against all Covered Executives and each of their beneficiaries, heirs, executors, administrators and legal representatives.
- c) The Board may amend, modify or terminate this Policy in whole or in part and at any time.

## **9. Non-Exclusivity**

ICON intends that this Policy will be applied to the fullest extent of the law and may require that any employment agreement, equity award agreement, or similar agreement require a Covered Executive to agree to abide by the terms of this Policy as a condition to the grant of any right or benefit thereunder. Any right of recovery under this Policy is in addition to, and not in lieu of, any other remedies or rights of recoupment or recovery that may be available pursuant to the terms of any similar clawback or recovery policy or in any employment agreement, equity award agreement, or similar agreement, or any other rights or remedies available under applicable law.

3

#### DISCLAIMER

THE INFORMATION CONTAINED IN THE REFINITIV CORPORATE DISCLOSURES DELTA REPORT™ IS A COMPARISON OF TWO FINANCIALS PERIODIC REPORTS. THERE MAY BE MATERIAL ERRORS, OMISSIONS, OR INACCURACIES IN THE REPORT INCLUDING THE TEXT AND THE COMPARISON DATA AND TABLES. IN NO WAY DOES REFINITIV OR THE APPLICABLE COMPANY ASSUME ANY RESPONSIBILITY FOR ANY INVESTMENT OR OTHER DECISIONS MADE BASED UPON THE INFORMATION PROVIDED IN THIS REPORT. USERS ARE ADVISED TO REVIEW THE APPLICABLE COMPANY'S ACTUAL SEC FILINGS BEFORE MAKING ANY INVESTMENT OR OTHER DECISIONS.

©2025, Refinitiv. All rights reserved. Patents Pending.