

REFINITIV

DELTA REPORT

10-K

DLPN - DOLPHIN ENTERTAINMENT, IN
10-K - DECEMBER 31, 2023 COMPARED TO 10-K - DECEMBER 31, 2022

The following comparison report has been automatically generated

TOTAL DELTAS	3465
CHANGES	396
DELETIONS	1635
ADDITIONS	1434

UNITED STATES
SECURITIES AND EXCHANGE COMMISSION
Washington, D.C. 20549
Form 10-K

(Mark One)

☒ ANNUAL REPORT PURSUANT TO SECTION 13 OR 15(d) OF THE SECURITIES EXCHANGE ACT OF 1934

For the fiscal year ended December 31, 2022 2023

OR

☐ TRANSITION REPORT PURSUANT TO SECTION 13 OR 15(d) OF THE SECURITIES EXCHANGE ACT OF 1934

Commission file number: 001-38331

DOLPHIN ENTERTAINMENT, INC.
(Exact name of registrant as specified in its charter)

Florida
(State or other jurisdiction of
incorporation or organization)

86-0787790
(I.R.S. Employer
Identification No.)

150 Alhambra Circle, Suite 1200, Coral Gables, FL
(Address of principal executive offices)

33134
(Zip Code)

Registrant's telephone number number:
(305) 774-0407

Securities registered pursuant to Section 12(b) of the Act:

Title of each class	Trading Symbol(s)	Name of each exchange on which registered
Common Stock, \$0.015 par value per share	DLPN	The Nasdaq Capital Market

Securities registered pursuant to Section 12(g) of the Act:
None

Indicate by a check mark if the registrant is a well-known seasoned issuer, as defined in Rule 405 of the Securities Act. ☐ Yes ☒ No

Indicate by a check mark if the registrant is not required to file reports pursuant to Section 13 or Section 15(d) of the Act. ☐ Yes ☒ No

Indicate by a check mark if the registrant (1) has filed all reports required to be filed by Section 13 or 15(d) of the Securities Exchange Act of 1934 during the preceding 12 months (or for such shorter period that the registrant was required to file such reports), and (2) has been subject to such filing requirements for the past 90 days. ☒ Yes ☐ No

Indicate by check mark whether the registrant has submitted electronically, every Interactive Data File required to be submitted pursuant to Rule 405 of Regulation S-T (§232.405 of this chapter) during the preceding 12 months (or for such shorter period that the registrant was required to submit such files). ☒ Yes ☐ No

Indicate by a check mark whether the registrant is a large accelerated filer, an accelerated filer, a non-accelerated filer, a smaller reporting company, or an emerging growth company. See the definitions of "large accelerated filer," "accelerated filer," "smaller reporting company," and "emerging growth company" in Rule 12b-2 of the Exchange Act:

Large accelerated filer ☐ Accelerated filer ☐ Non-accelerated filer ☒ Smaller reporting company ☒

Emerging Growth Company ☐

If an emerging growth company, indicate by check mark if the registrant has elected not to use the extended transition period for complying with any new or revised financial accounting standards provided pursuant to Section 13(a) of the Exchange Act. ☐

Indicate by check mark whether the registrant has filed a report on and attestation to its management's assessment of the effectiveness of its internal control over financial reporting under Section 404(b) of the Sarbanes-Oxley Act (15 U.S.C. 7262(b)) by the registered public accounting firm that prepared or issued its audit report: ☐

If securities are registered pursuant to Section 12(b) of the Act, indicate by check mark whether the financial statements of the registrant included in the filing reflect the correction of an error to previously issued financial statements. ☒ ☐

Indicate by check mark whether any of those error corrections are restatements that required a recovery analysis of incentive-based compensation received by any of the registrant's executive officers during the relevant recovery period pursuant to §240.10D-1(b). ☐

Indicate by check mark whether the registrant is a shell company (as defined in Rule 12b-2 of the Act.) ☐ Yes ☒ No

The aggregate market value of the voting and non-voting common equity held by non-affiliates computed by reference to the price at which the common equity was last sold, as of the last business day of the registrant's most recently completed second fiscal quarter: \$25,511,503 19,739,357

Number of shares outstanding of the registrant's common stock as of March 23, 2023 March 26, 2024: 12,619,434 18,653,853

DOCUMENTS INCORPORATED BY REFERENCE

None.

TABLE OF CONTENTS

FORM 10-K

	Page
PART I	
Item 1. BUSINESS	1
Item 1A. RISK FACTORS	7 6
Item 1B. UNRESOLVED STAFF COMMENTS	14 13
Item 1C. CYBERSECURITY	13
Item 2. PROPERTIES	14 13
Item 3. LEGAL PROCEEDINGS	14 13
Item 4. MINE SAFETY DISCLOSURES	14 13
PART II	
Item 5. MARKET FOR REGISTRANT'S COMMON EQUITY, RELATED STOCKHOLDER MATTERS AND ISSUER PURCHASES OF EQUITY SECURITIES	15 14
Item 6. [RESERVED]	15 14
Item 7. MANAGEMENT'S DISCUSSION AND ANALYSIS OF FINANCIAL CONDITION AND RESULTS OF OPERATIONS	15 14
Item 7A. QUANTITATIVE AND QUALITATIVE DISCLOSURES ABOUT MARKET RISK	27 29
Item 8. FINANCIAL STATEMENTS AND SUPPLEMENTARY DATA	28 30
Item 9. CHANGES IN AND DISAGREEMENTS WITH ACCOUNTANTS ON ACCOUNTING AND FINANCIAL DISCLOSURE	28 30
Item 9A. CONTROLS AND PROCEDURES	28 30
Item 9B. OTHER INFORMATION	30 32
Item 9C. DISCLOSURE REGARDING FOREIGN JURISDICTIONS THAT PREVENT INSPECTIONS	30 32
PART III	
Item 10. DIRECTORS, EXECUTIVE OFFICERS, AND CORPORATE GOVERNANCE	31 33
Item 11. EXECUTIVE COMPENSATION	31 33
Item 12. SECURITY OWNERSHIP OF CERTAIN BENEFICIAL OWNERS AND MANAGEMENT AND RELATED STOCKHOLDER MATTERS	31 33
Item 13. CERTAIN RELATIONSHIPS AND RELATED TRANSACTIONS, AND DIRECTOR INDEPENDENCE	31 33
Item 14. PRINCIPAL ACCOUNTING FEES AND SERVICES	31 33
PART IV	
Item 15. EXHIBIT AND FINANCIAL STATEMENT SCHEDULES	32 34
Item 16. FORM 10-K SUMMARY	33 35
SIGNATURES	34 36

SPECIAL NOTE REGARDING FORWARD-LOOKING STATEMENTS

Certain statements in this Form 10-K contain “forward-looking statements” and information within the meaning of Section 27A of the Securities Act of 1933, as amended, or the “Securities Act”, and Section 21E of the Securities Exchange Act of 1934, as amended, or the “Exchange Act”, which are subject to the “safe harbor” created by those sections. These forward-looking statements include, but are not limited to, statements about our plans, objectives, representations and intentions and are not historical facts and typically are identified by use of terms such as “may,” “should,” “could,” “expect,” “plan,” “anticipate,” “believe,” “estimate,” “predict,” “potential,” “continue,” “will,” “would” and similar words, although some forward-looking statements are expressed differently. You should be aware that the forward-looking statements included herein represent management’s current judgment and expectations, but our actual results, events and performance could differ materially from those in the forward-looking statements. Specifically, this Form 10-K contains forward-looking statements regarding:

- the effects of a challenging economy on the demand for our marketing services, on our clients’ financial condition and our business or financial condition;
- the impacts of the novel coronavirus (COVID-19) pandemic and the measures to contain its spread, including social distancing efforts and restrictions on businesses, social activities and travel, any failure to realize anticipated benefits from the rollout of COVID-19 vaccination campaigns and the resulting impact on the economy, our clients and demand for our services, which may precipitate or exacerbate other risks and uncertainties;
- risks associated with assumptions we make in connection with our critical accounting estimates, including changes in assumptions associated with any effects of a weakened economy;
- potential adverse effects if we are required to recognize impairment charges or other adverse accounting-related developments;
- our expectations regarding the potential benefits and synergies we can derive from our acquisitions;
- our expectations to offer clients a broad array of interrelated services, the impact of such strategy on our future profitability and growth and our belief regarding our resulting market position;
- our beliefs regarding our competitive advantages;
- our intention to hire new individuals or teams whose existing books of business and talent rosters can be accretive to revenues and profits of the business and our expectations regarding the impact of such additional hires on the growth of our revenues and profits;
- our beliefs regarding the drivers of growth in the entertainment publicity and marketing segment, the timing of such anticipated growth trend and its resulting impact on the overall revenue;
- our intention to expand into television production in the near future;
- our belief regarding the transferability of 42West, The Door, Shore Fire, Viewpoint, Be Social, Socialyte, B/HI and B/HI’s Special Projects’ skills and experience to related business sectors and our intention to expand our involvement in those areas;
- our intention to selectively pursue complementary acquisitions to enforce our competitive advantages, scale and grow, our belief that such acquisitions will create synergistic opportunities and increased profits and cash flows, and our expectation regarding the timing of such acquisitions;
- our expectations to raise funds through loans, additional sales of our common stock, securities convertible into our common stock, debt securities or a combination of financing alternatives;
- our intention to implement improvements to address material weaknesses in internal control over financial reporting.

These forward-looking statements reflect our current views about future events and are subject to risks, uncertainties and assumptions. We wish to caution readers that certain important factors may have affected and could in the future affect our actual results and could cause actual results to differ significantly from those expressed in any forward-looking statement. The most important factors that could prevent us from achieving our goals, and cause the assumptions underlying forward-looking statements and the actual results to differ materially from those expressed in or implied by those forward-looking statements include, but are not limited to, the following:

- our ability to continue as a going concern;
- our history of net losses and our ability to generate a profit;
- our significant indebtedness and our ability to obtain additional financing or service the existing indebtedness;
- the effect volatility of the COVID-19 outbreak on price of our business common stock and operations; the possibility that stockholders could incur substantial losses;
- our ability to accurately predict our clients’ acceptance of our differentiated business model that offers interrelated services;
- our ability to successfully identify and complete acquisitions in line with our growth strategy and anticipated timeline, and to realize the anticipated benefits of those acquisitions;
- any failure to maintain the security and functionality of our information systems or to defend against or otherwise prevent a cybersecurity attack or breach;
- our ability to maintain compliance with Nasdaq listing requirements;
- adverse events, trends and changes in the entertainment or entertainment marketing industries that could negatively impact our operations and ability to generate revenues;

- loss of a significant number of entertainment publicity and marketing clients; clients and the ability of our clients to terminate or alter our business relationship on short notice;
- the ability of key clients to increase their marketing budgets as anticipated;
- our ability to continue to successfully identify and hire new individuals or teams who will provide growth opportunities;
- uncertainty that our strategy of hiring of new individuals or teams will positively impact our revenues and profits;
- lack of demand for strategic communications services by traditional and non-traditional media clients who are expanding their activities in the content production, branding and consumer products PR sectors;
- economic factors that adversely impact the entertainment industry, as well as advertising, production and distribution revenue in the online and motion picture industries;
- economic factors that adversely impact the food and hospitality industries, such as those economic factors from the global outbreak of COVID-19; industries;
- competition for talent and other resources within the industry and our ability to enter into agreements with talent under favorable terms;
- our ability to attract and/or retain the highly specialized services of the 42West, The Door, Viewpoint, Shore Fire, Be Social, Socialyte The Digital Dept., B/HI and B/HI Special Project executives and employees and our CEO;
- availability of financing from investors under favorable terms;
- potential dilution of our stockholder interests resulting from our issuance of equity securities;
- our Series C Convertible Preferred shareholder's significant voting power limiting the ability of our common shareholders to influence our business;
- our ability to adequately address material weaknesses in internal control over financial reporting; and
- uncertainties regarding the outcome of pending litigation.

The foregoing list of important factors does not include all such factors, nor necessarily present them in order of importance. In addition, you should consult other disclosures made by the Company (such as in our other filings with the SEC or in Company press releases) for other factors that may cause actual results to differ materially from those projected by the Company. Please refer to Part I, Item 1A, Risk Factors of this Form 10-K for additional information regarding factors that could affect the Company's results of operations, financial condition and liquidity. Any forward-looking statements, which we make in this Form 10-K, speak only as of the date of such statement, and we undertake no obligation to update such statements, except as otherwise required by applicable law. We can give no assurance that such forward-looking statements will prove to be correct. An occurrence of, or any material adverse change in, one or more of the risk factors or risks and uncertainties referred to in this report or included in our other periodic reports filed with the SEC could materially and adversely impact our operations and our future financial results. Comparisons of results for current and any prior periods are not intended to express any future trends or indications of future performance, unless expressed as such, and should only be viewed as historical data.

Any public statements or disclosures made by us following this report that modify or impact any of the forward-looking statements contained in or accompanying this report will be deemed to modify or supersede such outlook or other forward-looking statements in or accompanying this report.

iii

iii

PART I

Unless the context otherwise requires, all references to “we”, “us”, “our”, “our”, “Dolphin” and the “Company” refer to Dolphin Entertainment, Inc., a Florida corporation, and its consolidated subsidiaries.

ITEM 1. BUSINESS

Overview

We are a leading independent entertainment marketing and premium content development production company. Through our subsidiaries, 42West LLC (“42West”), The Door Marketing Group LLC (“The Door”), Shore Fire Media, Ltd (“Shore Fire”), Viewpoint Computer Animation, Inc. (“Viewpoint”), Be Social Public Relations, LLC (“Be Social”), B/HI Communications, Inc. (“B/HI”) and, The Digital Dept, LLC (“The Digital Dept.”) formerly known as Socialyte LLC (“Socialyte”) and Special Projects Media, LLC (“Special Projects”) we provide expert strategic marketing and publicity services to many of the top brands, both individual and corporate, in the motion picture, television, music, gaming, culinary, hospitality and lifestyle industries. 42West (Film and Television, Gaming), Shore Fire (Music), and The Door (Culinary, Hospitality, Lifestyle) are each recognized global PR and marketing leaders for the industries they serve. (B/HI is considered a division of 42West throughout the rest of our discussion.) Viewpoint adds full-service creative branding and production capabilities to our marketing group and group. Be Social and Socialyte, provide collectively rebranded as The Digital Dept., provides influencer marketing capabilities through their roster of highly engaged social divisions dedicated to influencer talent management, brand campaign strategy and execution, and influencer event ideation and production. Special Projects is the entertainment industry’s leading celebrity booking firm, specializing in uniting brands and events with celebrities and influencers across the entertainment, media, influencers, fashion, consumer product and tech industries. Dolphin’s legacy content production business, founded by our Emmy-nominated Chief Executive Officer, Bill O’Dowd, has produced multiple feature films and award-winning digital series, primarily aimed at family and young adult markets.

We were first incorporated in the State of Nevada on March 7, 1995 and domesticated in the State of Florida on December 4, 2014. Our common stock trades on The Nasdaq Capital Market under the symbol “DLPN”.

We currently operate in two reportable segments: our entertainment publicity and marketing segment and our content production segment. The entertainment publicity and marketing segment is composed of 42West, Shore Fire, The Door, Viewpoint, Be Social The Digital Dept. and Socialyte Special Projects and provides clients with diversified services, including public relations, entertainment content marketing, strategic communications, social media and influencer marketing, celebrity booking, creative branding, and the production of promotional video content. The content production segment is composed of Dolphin Films, Inc. (“Dolphin Films”) and a department within Dolphin, which develop, produce and distribute feature films, television and digital content.

With respect to our entertainment publicity and marketing segment, we currently see a favorable environment for organic growth. The original content budgets of many large studios and streaming services have grown considerably the past few years and are expected to continue to do so for the foreseeable future. Furthermore, we have seen the entrance of large streaming services such as Disney+, Apple TV, Peacock (from NBCUniversal), HBO Max, Paramount+ and Discovery, all to compete with Netflix, Amazon and Hulu. We believe that the foremost differentiating factor for all of these platforms will be original programming and, consequently, it is anticipated that there will be an increase of tens of billions of dollars in programming spent across the market. We also believe that each of these original shows will need substantial public relations and marketing campaigns to drive consumer awareness of both the shows themselves and the respective platforms on which to find them.

Additionally, we have endeavored to create a “marketing an earned media marketing super group,” combining marketing, public relations, influencer marketing, celebrity sponsorships and talent booking, experiential marketing, branding, and digital production, that will serve as a platform for organic growth via the cross-selling of services among our subsidiaries. By way of example, our initial public relations companies (42West, Shore Fire, and The Door) have identified the capability to run influencer marketing campaigns for clients as a “must have” in today’s environment, which requires the ability to drive social media awareness and engagement. Thus, we believe that our subsidiaries, Be Social and Socialyte The Digital Dept. will be able to provide a critical competitive advantage in the acquisition of new clients in the entertainment and lifestyle marketing space and will continue to fuel topline revenue growth as the average revenue per client increases with the cross-selling of influencer marketing services. Furthermore, influencer marketing campaigns are also considered essential to the earned media campaigns of so many consumer products earned media campaigns in today’s online marketplace, creating large cross-selling opportunities between our PR agencies and Be Social’s and Socialyte’s The Digital Dept.’s expertise and services.

We believe that our expanding portfolio of public relations and earned media marketing companies will continue to attract future acquisitions. We believe that our “marketing super group” is unique in the industry, as a collection of best-in-class earned media service providers across a variety of entertainment and lifestyle verticals. We further believe that with each new acquisition in this space, our portfolio will increase its breadth and depth of services and, therefore, be able to offer an even more compelling opportunity for other industry leaders to join and enjoy the benefits of cross-selling to a wide variety of existing and potential clients. Thus, we believe we can continue to grow both revenues and profits through future acquisitions into our entertainment publicity and marketing segment.

Finally, we believe our ability to engage a broad consumer base through our best-in-class pop culture assets provides us an opportunity to make investments in products or companies which would benefit from our collective marketing power. We call these investments “Ventures,” or “Dolphin 2.0” (with “Dolphin 1.0” being the underlying businesses of each of our subsidiaries).

Simply put, we seek to own some of the assets we are marketing. Specifically, we want to own assets where our experience, industry relationships and marketing power will most influence the likelihood of success. This leads us to seek investments in the following categories of assets: 1) Content; 2) Live Events; and 3) Consumer Products.

The first By way of our 2.0 investments was in the new world of NFTs (Non-Fungible Tokens). Initially, we had seen a large opportunity in this sector. Even without broad consumer adoption, the NFT market grew dramatically in 2021, from an estimated \$250 million in 2020 to over \$40 billion in 2021, according to Bloomberg. We had believed the NFT market would continue to grow at a rapid pace for years to come, driven by the combination of 1) the ability of consumers to purchase using a credit card (and not just with cryptocurrencies); 2) consumer-friendly pricing options (previously not readily available due to large “gas fees” charged by both sellers and buyers of NFTs to offset the energy consumption required to “mint” the NFT for sale); and 3) popular entertainment and pop culture collectibles being offered.

In March 2021, we announced our intentions to enter into the production and marketing of NFTs. In August, 2021, we announced we would develop and launch NFT collections across all major entertainment industry verticals (film, television, music, gaming, etc.). In October, 2021, we announced the hiring of Anthony Francisco, former Senior Visual Development Artist at Marvel Studios, and designer of many iconic characters in the Marvel Cinematic Universe, to be Creative Director of our NFT studios. And in December, 2021, we unveiled example, our first collection, entitled “Creature Chronicles: Exiled Aliens,” a generative art collection of 10,000 unique avatars created by Mr. Francisco. On October 2, 2022, the Company minted and offered for sale a collection of 7,777 Creature Chronicles: Exiled Aliens NFTs. The collection generated approximately 13,175 Solana (“SOL”) equivalent to approximately \$429,000 on the date of the sale, of which we netted approximately \$300,000.

Despite the success of a “sold out” collection (in approximately 90 minutes on a Sunday afternoon), we no longer have immediate plans to design and sell additional NFT collections, due to the tremendously uncertain macro environment surrounding cryptocurrencies in general (still the primary payment form for NFTs), and NFTs in particular.

Our second Dolphin 2.0 investment was made in October, 2021, when we acquired an ownership stake in Midnight Theatre, a state-of-the-art contemporary variety theater and restaurant in the heart of Manhattan. An anchor of Brookfield Properties’ recently opened \$4.5 billion Manhattan West development, the Midnight Theatre held its soft opening in September 2022 and is expected to be fully operating by fourth quarter of 2023. The Midnight Theatre will feature three distinct experiences for guests: the theatre itself; a separate pan-Asian restaurant, Hidden Leaf; and a ground-level café. We manage all aspects of publicity and marketing for the venue (both theatre and restaurant), as well as facilitate talent and commercial relationships within the entertainment and culinary industries.

The Midnight Theatre will have a weekly schedule of performances and immersive experiences across music, comedy, Broadway, and narrative magic shows programmed at the 160-seat venue. The contemporary variety theatre integrates state-of-the-art 270 degree projection mapped visuals into live performances, allowing for unprecedented intimacy between performers and guests. The Midnight Theatre also has built in live-stream capabilities, allowing for events inside the theatre to expand beyond into other theaters, people’s homes and corporate offices. The theatre will be available to host live streamed podcasts, comedy specials, music events, Broadway cabarets, corporate keynote events and more.

Hidden Leaf, the modern pan-Asian restaurant concept on the second floor of The Midnight Theatre space, led by acclaimed restaurateur Josh Cohen, commenced operations on July 2022. The restaurant features a 75-seat dining room, 20-seat private dining room and a 40-seat lounge/bar area. Hidden Leaf will be open for both lunch and dinner and will incorporate world-class food with interactive elements such as table-side prep, wine consignments, and memberships.

Our third Dolphin 2.0 investment was made in December, 2021, when we acquired an ownership stake in Crafthouse Cocktails, a pioneering brand of ready-to-drink, all-natural classic cocktails created by world renowned mixologist, Charles Joly and esteemed restaurateur, Matt Lindner. Founded in 2013, Crafthouse Cocktails is an award-winning pioneer in the premium ready-to-drink cocktail category, with eight different, made-from-scratch cocktails, using all-natural ingredients and premium craft spirits, available in more than 2,000 retail locations nationally. We will manage all aspects of publicity and marketing for the brand through our network of agencies and will facilitate talent and commercial relationships within the entertainment and culinary industries.

Lastly our fourth Dolphin 2.0 content investment was made in June 2022, when we entered into a multi-year deal with IMAX to jointly finance the development and production of a slate of feature-length documentaries for the global market. The first project under this deal is for “The Blue Angels,” co-produced by legendary Hollywood filmmaker J.J. Abrams and his Bad Robot Productions. “The Blue Angels” follows the newest class of the storied Navy and Marine Corps flight squadron through intense training and into their first season of heart-stopping aerial artistry, while also sharing the emotional stories of the veterans on the team who, this year, will take their final flights. It will mark the first time the iconic blue and yellow F/A-18 Super Hornets will be featured in IMAX. The film is expected to be released in IMAX theaters in the second half May of 2023, 2024.

For Dolphin 1.0, we are focused on driving growth through the following efforts:

Expand and grow 42West to serve more clients with a broad array of interrelated services. We believe that the launch and growth of a large number of streaming services over the last three five years represents tremendous organic growth opportunities for 42West, due to the increase in potential new clients and a larger number of individual projects to promote.

Enhanced by Dolphin's acquisitions of Be Social, Socialyte The Digital Dept. and Viewpoint, 42West has the ability to both structure influencer marketing campaigns and to create promotional and marketing content for clients, which are critical services for entertainment content marketers in today's digital world.

Through our acquisition of B/HI in January 2021 (considered a division of 42West), 42West has entered into the "sister" entertainment verticals of video gaming and e-sports. We believe these industries represent a tremendous growth opportunity for 42West.

Furthermore, the growing involvement in non-entertainment businesses by many of our existing entertainment clients has allowed 42West to establish a presence and develop expertise outside its traditional footprint. Using this as a foundation, we are now working to expand our involvement in these new areas, including consumer products "fronted" by recognizable celebrities or "branded" with recognizable intellectual property.

Expand and grow Shore Fire Media to serve more clients in more genres of music and in more markets. For over 30 years, Shore Fire has been a leader in providing public relations and marketing services to a broad array of songwriters, recording artists, publishers and others within the music industry, all primarily from its headquarters in Brooklyn. We plan to significantly expand Shore Fire's presence in other major music markets, including Los Angeles, Nashville and Miami, which we believe will provide greater access to potential clients across a wide array of popular musical genres, including pop, country and Latin.

Expand and grow The Door through the expansion of its Consumer Products PR business. The Door's market-leading position in both the food and hospitality verticals, with many clients that have consumer-facing products and the need for attendant marketing campaigns, has provided the Company with the requisite experience for a successful entry into expansion across the high-margin consumer products PR business with potential clients both inside and outside of the food and hospitality verticals. We plan to significantly increase the number of consumer products PR accounts at The Door. Such accounts often generate higher monthly fees and longer-term engagements than any other of our customer verticals.

Expand The Digital Dept.'s Talent Roster + Platform Presence. The Digital Dept. has a well-known influencer talent management roster, representing over 200 individual talent that tend to specialize in the beauty, fashion and wellness industries, and that tend to use Instagram as their primary user engagement platform. We plan to strategically scale into new verticals with significant potential, including the highly lucrative skin care/cosmetics/beauty vertical, which has a long history of branding and co-marketing partnerships with the entertainment industry. Additionally, broadening our talent pool across platforms like TikTok and YouTube will allow us to offer brand partners premium access to the coveted Young Adult segment. These are sizable addressable markets that add another dimension to our growth strategy. We believe they present promising avenues for further diversification and expansion.

Diversify Viewpoint's Client Base. Viewpoint is a leading creative branding agency and promotional video content producer for the television industry, with long-term clients such as HBO, Discovery Networks, Showtime and AMC. Through 42West, The Door and Shore Fire, Viewpoint can offer its best-in-class services to several new verticals, including motion picture production and distribution companies, video game publishers, musical artists, restaurant groups, the hospitality and travel industry and the marketers of consumer products. The ability for Viewpoint to reach clients of 42West, The Door and Shore Fire provides Viewpoint with the opportunity to diversify its client base, while allowing 42West, The Door and Shore Fire to increase their service offerings to, existing and future clients, potentially driving increased revenues.

Diversify Be Social's and Socialyte's Digital Dept.'s Brand Client Bases. Be Social The Digital Dept. has a division dedicated to working with brands to create the strategy and Socialyte are leading subsequently execute influencer marketing agencies, campaigns, with a specialization in the beauty, fashion and wellness industries. Through 42West, The Door and Shore Fire, Be Social and Socialyte The Digital Dept. can offer their services to several new verticals, including motion picture and television content, podcasts, musical artists and labels, restaurant groups, hotels and resorts, the travel industry, the gaming and e-sports industry, and the marketers of broader consumer products. The ability for Be Social and Socialyte The Digital Dept. to reach clients of 42West, The Door and Shore Fire provides Be Social and Socialyte The Digital Dept. with the opportunity to diversify their its client bases, base, while allowing 42West, The Door and Shore Fire to increase their service offerings to, existing and future clients, potentially driving increased revenues.

Cross-Sell Be Social's and Socialyte's Expertise Across Both Paid and Organic Expand The Digital Dept.'s Influencer Campaigns, Event Business to New Markets. Be Social The Digital Dept. has a well-regarded brand marketing division specializing in organic dedicated to producing influencer campaigns (i.e. "showrooms," wherein brands supply free product The Digital Dept. rents a venue and hosts up to 200 influencers over 2 days to sample but do not pay a wide variety of beauty, fashion and wellness products. Since 2021, The Digital Dept. has hosted multiple such showrooms per year, all in Los Angeles. We plan to add additional showrooms in New York City and Miami, to further expand this successful format.

Leverage Special Projects' Industry Reputation and Position to Expand Clientele. Special Projects already books celebrity talent to marquee events across the influencers entertainment, media, fashion, consumer product and tech verticals. 42West, Shore Fire and The Door all have multiple clients that regularly seek to book celebrities for guaranteed posts). Socialyte has a well-regarded brand marketing division specializing in paid influencer campaigns (i.e. wherein brands pay influencers commercial endorsement or seek to promote their products, whether or not free products are distributed host events with celebrity attendance to the influencer). Brands often run both types of campaigns, organic and paid, during the same campaign cycle. By being able garner out-sized media coverage. The ability for Special Projects to offer both services to brands, we anticipate a strong "cross-selling" business between the brand divisions of Be Social and Socialyte, increasing the "wallet share" from each of the brand reach clients of 42West, The Door and Shore Fire provides Special Projects with the respective companies, opportunity to expand its clientele, while allowing 42West, The Door and Shore Fire to increase their service offerings to existing and future clients, potentially driving increased revenues.

Opportunistically grow through complementary acquisitions. We plan to selectively pursue acquisitions to further enhance our competitive advantages, scale our revenues, and increase our profitability. Our acquisition strategy is based on identifying and acquiring companies that complement our existing entertainment publicity services businesses. We believe that complementary businesses, such as **live event production companies** and PR firms in other entertainment verticals, can create synergistic opportunities that may increase profits and operating cash flow.

For **Ventures, or** Dolphin 2.0, we are focused on driving growth through the following efforts:

Build a portfolio of premium film, television and digital content. We intend to grow and diversify our portfolio of film, television and digital content by capitalizing on demand for high quality digital media and film content throughout the world marketplace. We plan to balance our financial risks against the probability of commercial success for each project. We believe that our strategic focus on content and creation of innovative content distribution strategies will enhance our competitive position in the industry, ensure optimal use of our capital, build a diversified foundation for future growth and generate long-term value for our shareholders. Finally, we believe that marketing strategies that will be developed by our best-in-class entertainment PR and marketing companies will drive our creative content, thus creating greater potential for profitability.

Promotion Develop Live Events. With the acquisition of **Midnight Theatre**. As noted above, **Midnight Theatre is currently scheduled Special Projects**, Dolphin now has the expertise in house to fully open with seven days a week of programming, by the end of the fourth quarter of this year. All Dolphin PR develop and Marketing subsidiaries will support the promotional produce live events. **42West, Shore Fire, The Door and The Digital Dept.** all have market-leading expertise in promoting live events, through public relations and influencer marketing respectively, from movie and television premieres, award shows, music festivals, food festivals, and many more. We believe we can conceive and execute our own live events, whether B2C or B2B, that leverage our ability to book celebrity talent, as well as run best-in-class earned media marketing campaigns for the opening of **Midnight Theatre**. We will also seek to support the programming slate of the theatre itself, through our relationships across music, Broadway attract sponsors and other forms of entertainment attendance.

Assist Crafthouse Cocktails on its expansion. Develop Consumer Products. We believe **Crafthouse Cocktails** is there are many consumer product categories that have strong historical influence from either celebrities, influencers or the entertainment industry in general, including liquor, cosmetics, skin care, fashion, supplements, and wellness products, to name just a **fantastic few**. Across our PR firms and The Digital Dept., we represent both brands in these verticals, as well as many individual celebrities and influencers, with proprietary consumer products in these verticals. We believe we can conceive and partner with leading producers and distributors across several consumer product **poised for growth**. We will seek verticals to create launch a wide variety of products that leverage our ability to access celebrity and execute PR and influencer talent, as well as run best-in-class earned media marketing campaigns to assist Crafthouse in growing its retail presence, both in states where the launch brand currently is available, as well as new states across the country, awareness, maintain brand prominence, and enhance sales and distribution efforts.

Entertainment Publicity and Marketing

42West

Through 42West, an entertainment public relations agency, we offer talent publicity, entertainment (motion picture and television) marketing, video game and eSports marketing, **entertainment consumer product marketing**, and strategic communications services. Prior to its acquisition, 42West grew to become one of the largest independently-owned public relations firms in the entertainment industry, and in March 2022, **(the most recent year of such rankings)**, 42West was ranked #2 in the annual rankings of the nation's Power 50 PR firms by the New York Observer, the highest position held by an entertainment PR firm. As such, we believe that 42West has served, and will continue to serve, as an "acquisition magnet" for us to acquire new members of our marketing "super group," which has the ability to provide synergistic new members with the opportunity to grow revenues and profits through 42West's access, relationships and experience in the entertainment industry.

Marketing professionals at 42West develop and execute marketing and publicity strategies for dozens of movies and television shows annually, as well as for individual actors, filmmakers, recording artists, video game publishers, and authors. Through 42West, we provide services in the following areas:

Entertainment Marketing

We provide marketing direction, public relations counsel and media strategy for productions (including theatrical films, DVD and VOD releases, television programs, and online series) as well as content producers, ranging from individual filmmakers and creative artists to production companies, film financiers, DVD distributors, and other entities. Our capabilities include worldwide studio releases, independent films, television programming and web productions. We provide entertainment marketing services in connection with film festivals, awards campaigns, event publicity and red-carpet management.

Talent Publicity

We focus on creating and implementing strategic communication campaigns for performers and entertainers, including film, television and Broadway stars. Our talent roster includes multiple Oscar-, Emmy- and Tony-winning actors. Our services in this area include ongoing strategic counsel, media relations, studio, network, charity, corporate liaison and event support.

Video Game and eSports Publicity

We provide marketing direction, public relations counsel and media strategy for video game publishers as well as eSports leagues, and other entities in the gaming industry. Our capabilities include global game releases (web, console and mobile), independent releases, eSports tournament and league publicity, and various gaming events.

Entertainment Consumer Product Marketing

We provide marketing direction, public relations counsel and media strategy for leading toy companies, consumer product companies and divisions of major entertainment studios, and entertainment memorabilia companies. Our capabilities include product launch and feature releases, media strategy, and industry conference execution.

Strategic Communications

Our strategic communications team advises brands and non-profits seeking to utilize entertainment and pop culture in their marketing campaigns. We also help companies define objectives, develop messaging, create brand identities, and construct long-term strategies to achieve specific goals, as well as manage functions such as media relations or internal communications on a day-to-day basis. Our clients include major studios and production companies, record labels, media conglomerates, technology companies, philanthropic organizations, talent guilds, and trade associations, as well as a wide variety of high-profile individuals, ranging from major movie and pop stars to top executives and entrepreneurs.

Shore Fire

Through Shore Fire, we represent musical artists and culture makers at the top of their fields. Shore Fire's dedicated teams in New York, Los Angeles, and Nashville wield extensive, varied expertise to strategically amplify narratives and shape reputations for career-advancing effect. We believe Shore Fire is the largest public relations agency in the music business, representing top recording artists in multiple genres, songwriters, music producers, record labels, music industry businesses, venues, trade organizations, authors, comedians, social media personalities and cultural institutions.

The Door

Through The Door, a hospitality, lifestyle and consumer products public relations agency, we offer traditional public relations services, as well as social media marketing, creative branding, and strategic counsel. Prior to its acquisition, The Door was widely considered the leading independent public relations firm in the hospitality and lifestyle industries. Among other benefits, The Door acquisition has expanded our entertainment verticals through the addition of celebrity chefs and their restaurants, as well as with live events, such as some of the most prestigious and well-attended food and wine festivals in the United States. Our public relations and marketing professionals at The Door develop and execute marketing and publicity strategies for dozens of restaurant and hotel groups annually, as well as for individual chefs, live events, and consumer-facing corporations.

Be Social and Socialyte The Digital Dept.

Through Be Social and Socialyte, our influencer marketing agencies, The Digital Dept. we offer management for individual influencers, brand marketing services (both both paid and organic influencer marketing campaigns) and management for individual influencers. Be Social is a recognized leader in its field, especially within the beauty, fitness influencer event development and wellness industries. Socialyte is an influencer marketing powerhouse, production services, with teams in New York, Los Angeles, Miami and Nashville Nashville. The Digital Dept. has a talent management roster of more than 200 market-leading influencers, representing some of the most sought-after creators, from digital-only to celebrity-level talent. Combined, Be Social and Socialyte have a client roster of more than 200 market-leading influencers. Lytehouse, Socialyte's sister agency, The Digital Dept.'s brands division represents some of the world's most iconic brands, providing a full suite of services for paid influencer campaigns, from strategy and casting, through execution and delivery, with in-depth analytics and reporting. And, The Digital Dept.'s events division produces both proprietary showrooms to connect brands and influencers, as well as custom events for specific brands, at locations across Los Angeles, New York and Miami.

Special Projects

Special Projects is a creative content, and special events agency that elevates media, fashion, and lifestyle brands through the unique use of celebrities and storytelling. Trusted by both companies and public figures, Special Projects creates opportunities that garner press, build engagement, drive sales, and uniquely position our partners within the zeitgeist. Its core services include talent strategy and partnerships, event activation and guest list curation, and brand amplification through celebrities, influencers, and culture-defining personalities. Its keen trend-spotting and cultural forecasting abilities allow us to keep our finger on the pulse of pop culture and highlight new talents before they hit the mainstream.

Viewpoint

Viewpoint is a full-service, boutique creative branding and production agency that has earned a reputation as one of the top producers of promotional brand-support videos for a wide variety of leading cable networks in the television industry. Viewpoint's capabilities run the full range of creative branding and production, from concept creation to final delivery, and include: brand strategy, concept and creative development, design & art direction, script & copywriting, live action production & photography, digital development, video editing & composite, animation, audio mixing & engineering, project management and technical support.

Dolphin Films and Dolphin Digital Studios

Dolphin Films is a content producer of motion pictures. We own the rights to several scripts that we intend to produce at a future date. Dolphin Digital Studios creates original content to premiere online. We own several concepts and scripts that we intend to further develop and produce at a future date.

In June 2022, we entered into a multi-year deal an agreement with IMAX Corporation (“IMAX”) to jointly finance co-produce and co-finance a documentary motion picture on the development flight demonstration squadron of the United States Navy called the Blue Angels. IMAX and production of a slate of feature-length documentaries for the global market. The first project under this deal is for “The Blue Angels,” co-produced by legendary Hollywood filmmaker J.J. Abrams and his Bad Robot Productions. We Dolphin each agreed to finance up to \$2 million fund 50% of the production budget which was estimated at approximately \$4 million. On November 7, 2023, the Company agreed to pay and as paid an additional \$250,000, which represented 50% of December 31, 2022 the estimated additional production costs to complete the documentary. As of December 31, 2023, we have invested approximately \$1.5 million, of had paid \$2,250,000 in connection with this agreement.

The Blue Angels that is expected to be released in the second half May of 2023, 2024.

Competition

The businesses in which we engage are highly competitive. Through 42West, Shore Fire and The Door, we compete against other public relations and marketing communications companies, as well as independent and niche agencies to win new clients and maintain existing client relationships. Through Viewpoint Be Social and Socialyte, The Digital Dept., we compete against other creative branding and influencer marketing agencies as well as in-house teams at many of our clients. Through Special Projects, we compete with other celebrity booking or live event production companies. Our content production business faces competition from companies within the entertainment business and from alternative forms of leisure entertainment, such as travel, sporting events, video games and computer-related activities. We are subject to competition from other digital media and motion production companies, as well as from large, well-established companies within the entertainment industry that have significantly greater development, production, distribution and capital resources than us. We compete for the acquisition of literary properties and for the services of producers, directors, actors and other artists as well as creative and technical personnel and production financing, all of which are essential to the success of our business. In addition, our productions compete for audience acceptance and advertising dollars.

We believe that we compete on the basis of the following competitive strengths:

- *Market Reputations of 42West, Shore Fire and The Door* — 42West, Shore Fire and The Door consistently rank among the most prestigious and powerful public relations firms in the United States (each ranking in the Top 50 Most Powerful PR Firms in various recent rankings, years, as published by the New York Observer), which is a significant competitive advantage given the nature of the entertainment marketing and public relations industry, in which “perception is power;”
- *An Exceptional Management Team*—our CEO, Mr. O’Dowd, has a 25-year history of producing and delivering high-quality family entertainment. In addition, 42West’s CEO, Amanda Lundberg, The Door’s CEO, Charlie Dougiello, and President, Lois O’Neill, and Shore Fire’s President Marilyn Lavery are all longtime PR practitioners, with decades of experience, and are widely recognized as among the top communications strategists in the entertainment, hospitality and music industries, as evidenced by the market reputation of their companies; companies. Furthermore, The Digital Dept. Co-CEOs Ali Grant and Sarah Boyd, are widely respected influencer marketing experts who have built their reputations from the very beginning of the industry 10-15 years ago. Lastly, Nicole Vecchiarelli and Andrea Oliveri, Co-CEOs of Special Projects, are considered best-in-class in celebrity curation and booking;
- *Our Ability to Offer Interrelated Services*—we believe that our ability to offer influencer marketing expertise, experiential marketing, and creative branding opportunities for our 42West, The Door and Shore Fire clients, primarily through the services of Be Social, Socialyte The Digital Dept., Special Projects and Viewpoint, will allow us to expand and grow our relationships with existing clients and also attract new ones; and,
- *Our Ability to Offer Services Across Multiple Verticals of Entertainment* – we believe that our ability to offer relationship access and marketing reach across all of the film, television, podcast, music, celebrity chef, hospitality, gaming and e-sports industries will be attractive to marketers of consumer products who desire a broad campaign across pop culture, which will allow us to expand our client base and grow the size of our campaigns.

Human Capital Management

Our People and Culture

Because our business is predominantly service-based, the quality of the personnel we employ is crucial to our success and growth. Our employees and contractors are our most valuable assets. We believe our relationship with our employees is great, and we also utilize consultants in the ordinary course of our business and hire additional employees on a project-by-project basis in connection with the production of digital media projects or motion pictures. We conduct training and development in our subsidiaries to ensure our employees maintain the quality for which we are known.

As of March 10, 2023 March 6, 2023, we had 244 245 full-time employees, all of which are located within the United States.

Diversity and Inclusion

Dolphin and our subsidiaries are committed to diversity and inclusion, and our culture reinforce reinforces these values on a day-to-day basis, beginning with our leadership team. Our leadership team, which includes our Chief Executive Officer, Chief Financial and Operating Officer, Vice-President of Human Resources and the leaders of our subsidiaries, is composed 70% of women. 75% women and minorities. Likewise, the Board of Directors is composed 29% of women. 57% women and minorities.

Other Compensation and Benefits

The Company offers competitive compensation and benefits packages that meet the needs of its employees, including equity incentive awards, retirement plans, health, dental, and vision benefits, basic life insurance and short and long-term disability coverage, among other benefits. The Company analyzes market trends and monitors its own compensation practices to attract, retain, and promote employees and reduce turnover and associated costs.

Regulatory Matters

We are subject to state and federal work and safety laws and disclosure obligations, under the jurisdiction of the U.S. Occupational Safety and Health Administration and similar state organizations.

As a public company, we are subject to the reporting requirements under Section 13(a) and Section 15(d) of the Exchange Act.

Corporate Offices

Our corporate headquarters is located at 150 Alhambra Circle, Suite 1200, Coral Gables, Florida 33134. Our telephone number is (305) 774-0407. We also have offices located at:

- 600 3rd Avenue, 23rd Floor, New York, New York 10016,
- 37 West 17th Street, 5th Floor, New York, New York, 10011;
- 1840 Century Park East, Suite 200, Los Angeles, California 90067; and
- 12 Court Street, Suite 1800, Brooklyn, New York 11201; 11201

Available Information

The Company's Annual Report on Form 10-K, quarterly reports on Form 10-Q, current reports on Form 8-K, and amendments to those reports are available free of charge through the "Investor Relations" section of the Company's website, www.dolphinentertainment.com, as soon as reasonably practical after they are filed with the Securities and Exchange Commission ("SEC"). The SEC maintains a website, www.sec.gov, which contains reports, proxy and information statements, and other information filed electronically with the SEC by the Company. In addition, you may automatically receive email alerts and other information when you enroll your email address by visiting the "Investor Relations" section of our website. The content of any website referred to in this document is not incorporated by reference into this document.

ITEM 1A. RISK FACTORS

Risks Related to our Business and Financial Condition

Our results of operations are highly susceptible to unfavorable economic conditions.

We are exposed to risks associated with weak or uncertain regional economic conditions and disruptions in the financial markets. Following the severe downturn in most markets following the outbreak of the COVID-19 pandemic, the global economy continues to be challenging. Economic downturns or uncertainty about often severely affect the strength marketing services industry. Some of the global economy in general, or economic conditions in certain regions or market sectors, and caution on the part of marketers, can have an effect on the demand for advertising and marketing communication services. In addition, market conditions can be and have been adversely affected by natural and human disruptions, such as natural disasters, public health crises, severe weather events, military conflict or civil unrest. Our industry can be affected more severely than other sectors by an economic downturn and can recover more slowly than the economy in general. In the past, including in connection with the outbreak of the COVID-19 pandemic, some our corporate clients have responded may respond to weak economic and financial conditions performance by reducing their marketing budgets, which include are generally discretionary components that are in nature and easier to reduce in the short term short-term than other operating expenses. This pattern may recur in the future. Furthermore, unexpected revenue shortfalls can result in misalignments expenses related to operations. In addition, economic downturns could lead to reduced public demand for varying forms of costs entertainment for which we are engaged to provide public relations and revenues, resulting in media strategy and promotional services. Such reduced demand for our services could have a negative impact to our operating margins. If our business is significantly adversely affected by unfavorable economic conditions or other market disruptions that adversely affect client spending, the negative impact material adverse effect on our revenue could pose a challenge to our operating income revenues and cash generation from results of operations.

We have a history of net losses and may continue to incur net losses.

We have a history of net losses and may be unable to generate sufficient revenue to achieve profitability in the future. For the fiscal years ended December 31, 2022 December 31, 2023 and 2021, 2022, respectively, our net loss was \$4,780,135 \$24,396,725 and \$6,462,303, \$4,780,135. Our accumulated deficit was \$133,611,204 and \$109,214,479 at December 31, 2023 and \$104,434,344 at December 31, 2022 and 2021, 2022, respectively. Our ability to generate net profit in the future will depend on our ability to realize the financial benefits from the operations of 42West, The Door, Shore Fire, Viewpoint, Be Social The Digital Dept. and Socialyte Special Projects and the success of our Dolphin 2.0 initiatives, as no single project is likely to generate sufficient revenue to cover our operating expenses. If we are unable to generate net profit at some point, we will not be able to meet our debt service or working capital requirements. As a result, we may need to (i) issue additional equity, which could substantially dilute the value of your share holdings, (ii) sell a portion or all of our assets, including any project rights which might have otherwise generated revenue, or (iii) cease operations.

We currently have substantial indebtedness which may adversely affect our cash flow and business operations and may affect our ability to continue to operate as a going concern.

The table below sets forth our total principal amount of debt as of **December 31, 2022**, **December 31, 2023** and **2021**, **2022**.

	December 31,		December 31,	
	2022	2021	2023	2022
Related party debt (noncurrent)	\$ 1,107,873	\$ 1,107,873	\$ 1,107,873	\$ 1,107,873
Notes payable (current and noncurrent)	\$ 1,368,960	\$ 1,176,644	\$ 3,880,000	\$ 1,368,960
Convertible notes payable (current and noncurrent)	\$ 5,050,000	\$ 3,400,000	\$ 5,100,000	\$ 5,050,000
Convertible notes payable – fair value option	\$ 343,556	\$ 998,135		
Convertible note payable – fair value option			\$ 355,000	\$ 343,556
Term loan (current and noncurrent)	\$ 2,867,592	\$ —	\$ 5,482,614	\$ 2,867,592
Line of credit			\$ 400,000	\$ —
Non-convertible promissory note – Socialyte (current)	\$ 3,000,000	\$ —	\$ 3,000,000	\$ 3,000,000

Our indebtedness could have important negative consequences, including:

- our ability to obtain additional financing for working capital, capital expenditures, future productions or other purposes may be impaired, or such financing may not be available on favorable terms or at all;
- we may have to pay higher interest rates upon obtaining future financing, thereby reducing our cash flows; and
- we may need a substantial portion of our cash flow from operations to make principal and interest payments on our indebtedness, reducing the funds that would otherwise be available for operations and future business opportunities.

Our ability to service our indebtedness will depend upon, among other things, our future financial and operating performance and our ability to obtain additional financing, which will be affected by prevailing economic conditions, the profitability of our content production and entertainment publicity and marketing businesses and other factors contained in these *Risk Factors*, some of which are beyond our control.

If we are not able to generate sufficient cash to service our current or future indebtedness, we will be forced to take actions such as reducing or delaying digital or film productions, delaying or abandoning potential acquisitions, delaying Dolphin 2.0 initiatives, selling assets, restructuring or refinancing our indebtedness or seeking additional debt or equity capital or bankruptcy protection. We may not be able to effect any of these remedies on satisfactory terms or at all and our indebtedness may affect our ability to continue to operate as a going concern.

Our stock price has recently been volatile and may be volatile in the future, and as a result, investors in our common stock could incur substantial losses.

Our stock price has recently been volatile and may be volatile in the future. We may incur rapid and substantial increases or decreases in our stock price in the foreseeable future that may or may not coincide in timing with the disclosure of news or developments by us. The stock market in general, and the market for entertainment companies in particular, has experienced extreme volatility that has often been unrelated to the operating performance of particular companies. As a result of this volatility, investors may experience losses on their investment in our common stock. The market price for our common stock may be influenced by many factors, including the following:

- announcements of state-of-the-art means of content production and entertainment publicity and marketing, or those of companies that are perceived to be similar to us;
- announcements related to any delays in production or rollout of entertainment content;
- our ability to meet or exceed the rapidly-changing expectations of our clients;
- news that audience acceptance of and interest in our digital media productions, and therefore the commercial success of our content production business, is lower or higher than we expected;
- our ability to adapt to rapid change in technology, forms of delivery, storage, and consumer preferences related to digital content;
- announcements of significant acquisitions, strategic partnerships, joint ventures or capital commitments by us, our strategic collaboration partners or our competitors;
- variations in our financial results or those of companies that are perceived to be similar to us;
- trading volume of our common stock;
- developments concerning our collaborations or partners;
- the impact of any local or global pandemic and its effect on us;
- the perception of the entertainment publicity and marketing or digital content production by the public, legislatures, regulators and the investment community;
- developments or disputes concerning intellectual property rights;
- significant lawsuits, including patent or **stockholder** **shareholder** litigation;
- our ability or inability to raise additional capital and the terms on which we raise it;
- sales of our common stock by us or our **stockholders**; **shareholders**;
- declines in the market prices of stocks generally or of companies that are perceived to be similar to us; and
- general economic, industry and market conditions.

Our management has determined that our disclosure controls and procedures and our internal controls over financial reporting are not effective as we have identified material weaknesses in our internal controls.

As disclosed in Part II, Item 9A. Controls and Procedures of this Annual Report on Form 10-K, management concluded that for the years ended **December 31, 2022** **December 31, 2023** and **2021, 2022**, our internal control over financial reporting was not effective and we identified several material weaknesses. Our management concluded that our disclosure controls and procedures were not effective due to material weaknesses in our internal control over financial reporting. A material weakness is a deficiency, or a combination of deficiencies, in internal control over financial reporting such that there is a reasonable possibility that a material misstatement of our annual or interim financial statements will not be prevented or detected on a timely basis.

We have commenced our remediation efforts as discussed in Part II, 9A. Controls and Procedures of this Annual Report on Form 10-K to address the material weaknesses in internal control over financial reporting and ineffective disclosure controls and procedures. If our remedial measures are insufficient, or if additional material weaknesses or significant deficiencies in our internal controls occur in the future, we could be required to restate our financial results, which could materially and adversely affect our business, results of operations and financial condition, restrict our ability to access the capital markets, require us to expend significant resources to correct the weakness or deficiencies, harm our reputation and otherwise cause a decline in investor confidence. In addition, we could be subject to, among other things, regulatory or enforcement actions by the Securities and Exchange Commission, (the “SEC” or the “Commission”).

We rely on information technology systems that are susceptible to cybersecurity risks. In the event of a cybersecurity incident, we could experience operational interruptions, incur substantial additional costs, become subject to legal or regulatory proceedings or suffer damage to our reputation.

We rely on information technologies and infrastructure to manage our businesses, including digital storage of marketing strategies and client information, films and digital programming and delivery of digital marketing services for our businesses. Data maintained in digital form is subject to the risk of intrusion, tampering and theft. The incidence of malicious technology-related events, such as cyberattacks, computer hacking, computer viruses, worms or other destructive or disruptive software, denial of service attacks or other malicious activities is on the rise worldwide. Power outages, equipment failure, natural disasters (including extreme weather), terrorist activities or human error may also affect our systems and result in disruption of our services or loss or improper disclosure of personal data, business information or other confidential information.

Likewise, data privacy breaches, as well as improper use of social media, by employees and others may pose a risk that sensitive data, such as personally identifiable information, strategic plans and trade secrets, could be exposed to third parties or to the general public. We also utilize third parties, including third-party “cloud” computing services, to store, transfer or process data, and system failures or network disruptions or breaches in the systems of such third parties could adversely affect our reputation or business. Any such breaches or breakdowns could lead to business interruption, exposure of our or our clients’ proprietary or confidential information, data corruption, damage to our reputation, exposure to legal and regulatory proceedings and other costs. Such events could have a material adverse impact on our financial condition, results of operations and cash flows. In addition, we could be adversely affected if any of our significant customers or suppliers experience any similar events that disrupt their business operations or damage their reputation. Efforts to develop, implement and maintain security measures are costly, may not be successful in preventing these events from occurring and require ongoing monitoring and updating as technologies change and efforts to overcome security measures become more sophisticated. Although we maintain monitoring practices and protections of our information technology to reduce these risks, there can be no assurance that our efforts will prevent the risk of a security breach of our databases or systems that could adversely affect our business.

We will require additional financing, and we may not be able to raise funds on favorable terms or at all.

We had negative working capital of \$1,423,825 \$6.7 million as of December 31, 2022 December 31, 2023. With our current cash on hand, expected revenues, and based on our current average monthly expenses, we anticipate we will need additional funding in order to continue our operations at their current levels, and to pay the costs associated with being a public company, for the next 12 months. To the extent we acquire additional businesses, we will also require additional funding in the future to support our operations.

The most likely source of future funds presently available to us will be through the sale of equity capital. Any sale of share capital will result in dilution to existing stockholders, shareholders. Furthermore, we may incur debt in the future, and may not have sufficient funds to repay our future indebtedness or may default on our future debts, jeopardizing our business viability.

The profitability of our investments is uncertain.

During 2021, we acquired an ownership stake in Midnight Theatre, a contemporary variety theater and restaurant in Manhattan and in Crafthouse Cocktails, a brand of ready-to-drink, all-natural classic cocktails. During the year ended December 31, 2022, we incurred losses related to our investment in Midnight Theatre and Crafthouse Cocktails in the amount of \$246,789. We also started an NFT studio to produce and market NFTs. On October 2, 2022, the Company minted and offered for sale a collection of 7,777 NFTs, titled *Creature Chronicles: Exiled Aliens*. The collection generated approximately 13,175 Solana ("SOL") equivalent to approximately \$429,000 on the date of the sale. Investments in these new ventures entail risks those businesses will fail to perform in accordance with expectations. In undertaking these investments, we will incur certain risks, including the expenditure of funds on, and the devotion of management's time to, synergies that may not come to fruition. Additional risks inherent in these investments include risks that the ventures will not achieve anticipated success and that estimates of the costs of bringing these ventures to profitability may prove inaccurate. Expenses may also be greater than anticipated.

Risks Related to Our Entertainment Publicity and Marketing Business

Our business could be adversely affected if we fail to retain the principal sellers, and other key employees of 42West, The Door, Viewpoint, Shore Fire, Be Social The Digital Dept. and Socialyte Special Projects and the clients they serve.

The success of our entertainment publicity and marketing business operated by 42West, The Door, Viewpoint, Shore Fire, Be Social The Digital Dept. and Socialyte, Special Projects, our marketing subsidiaries, substantially depends on our ability to retain the services of their former owners and certain key employees. If we lose the services of one or more of these individuals, our ability to successfully implement our business plan with respect to our entertainment publicity and marketing business and the value of our common stock could be materially adversely affected. Although we entered into employment agreements with each of the principal sellers, there can be no assurance that they will serve the terms of their respective employment agreements or choose to remain with us following the expiration of such terms. In addition, the employees of our marketing subsidiaries, and their skills and relationships with clients, are among our most valuable assets. An important aspect of the business' competitiveness is its ability to retain such key employees. If our marketing subsidiaries fail to hire and retain a sufficient number of these key employees, it may have a material adverse effect on our overall business and results of operations.

Our marketing subsidiaries' talent rosters currently include some of the best known and most highly respected members of the entertainment, hospitality, and musical communities. These include major studios and networks, corporations, well-known consumer brands, celebrity chefs, leading restaurant and hotel brands, recording artists and social media influencers. These clients often form highly loyal relationships with certain public relations and marketing professionals rather than with a particular firm. The employment agreements with the principal sellers currently contain non-competition provisions that prohibit the principal sellers from continuing to provide services to such clients should they leave our company, Company, however, clients are free to engage other public relations and marketing professionals and there can be no assurance that they will choose to remain with our company, Company. The success of our marketing subsidiaries, therefore, depend depends on our ability to continue to successfully maintain such client relationships should the principal sellers or other key employees leave our company, Company. If we are unable to retain the current marketing subsidiaries' current clients or attract new clients, then we could suffer a material adverse effect on our business and results of operations.

We operate in a highly competitive industry.

The entertainment publicity and marketing business is highly competitive. Through our marketing subsidiaries, we must compete with other agencies, and with other providers of marketing and publicity services, in order to maintain existing client relationships and to win new clients. Through Viewpoint, we compete against other creative branding agencies, as well as in-house creative teams at many of our clients. The client's perception of the quality of an agency's creative work and the agency's reputation are critical factors in determining its competitive position.

*The success of our entertainment publicity and marketing business depends on its ability to consistently and effectively deliver marketing and public relations services to **its** **our** clients.*

Our marketing subsidiaries' success depends on its ability to effectively and consistently staff and execute client engagements to achieve the clients' unique personal or professional goals. Our marketing subsidiaries work to design customized communications or publicity campaigns tailored to the particular needs and objectives of particular projects. In some of their engagements, our marketing subsidiaries rely on other third parties to provide some of the services to its clients, and we cannot guarantee that these third parties will effectively deliver their services or that we will have adequate recourse against these third parties in the event they fail to effectively deliver their services. Other contingencies and events outside of our control may also impact our marketing subsidiaries' ability to provide its services. Our marketing subsidiaries' failure to effectively and timely staff, coordinate and execute its client engagements may adversely impact existing client relationships, the amount or timing of payments from clients, its reputation in the marketplace and ability to secure additional business and our resulting financial performance. In addition, our contractual arrangements with our clients may not provide us with sufficient protections against claims for lost profits or other claims for damages.

If we are unable to adapt to changing client demands, social and cultural trends or emerging technologies, we may not remain competitive and our business, revenues and operating results could suffer.

We operate in an industry characterized by rapidly changing client expectations, marketing technologies, and social mores and cultural trends that impact our target audiences. The entertainment industry continues to undergo significant developments as advances in technologies and new methods of message delivery and consumption emerge. These developments drive changes in our target audiences' behavior to which we must adapt in order to reach our target audiences. In addition, our success depends on our ability to anticipate and respond to changing social mores and cultural trends that impact the entertainment industry and our target audiences. We must adapt our business to these trends, as well as shifting patterns of content consumption and changing behaviors and preferences of our target audiences, through the adoption and exploitation of new technologies. If we cannot successfully exploit emerging technologies or if the marketing strategies we choose misinterpret cultural or social trends and prove to be incorrect or ineffective, any of these could have a material adverse effect on our business, financial condition, operating results, liquidity and prospects.

A significant labor dispute in our clients' industries could have a material adverse effect on our business.

An industry-wide strike or other job action by or affecting the Writers Guild, Screen Actors Guild or other major entertainment industry union could reduce the supply of original entertainment content, which would in turn reduce the demand for our talent and entertainment marketing services. An extensive work stoppage would affect feature film production as well as television and commercial production and could have a material adverse effect on our clients and the motion picture production industry in general. Contracts between entertainment industry unions and the Alliance of Motion Picture and Television Producers, which we refer to as AMPTP, expire from time to time. The failure to finalize and ratify a new agreement with the AMPTP or the failure to enter into new commercial contracts upon expiration of the current contracts could lead to a strike or other job action. Any such severe or prolonged work stoppage could have an adverse effect on the television and/or motion picture production industries and could severely impair our clients' prospects. Any resulting decrease in demand for our talent and entertainment marketing and other public relations services would have a material adverse effect on our cash flows and results of operations. For example, the Writers Guild of America ("WGA") went on strike between May 2 and September 27, 2023 and the Screen Actors Guild-American Federation of Television and Radio Artists ("SAG-AFTRA") went on strike between July 14 and November 9, 2023. The combination of both WGA and SAG-AFTRA being on strike and the duration of each of the strikes adversely affected the revenues of 42West during the year ended December 31, 2023.

Clients may terminate or reduce their relationships with us on short notice.

As is customary in the industry, our marketing subsidiaries' agreements with their respective clients generally provide for termination by either party on relatively short notice, usually 30 days. Consequently, these clients may choose to reduce or terminate their relationships with us, on a relatively short time frame and for any reason. If a significant number of the marketing subsidiaries' clients were to reduce the volume of business, they conduct with us or terminate their relationships with us completely, this could have a material adverse effect upon our business and results of operations. Viewpoint's revenue is derived on a project-by-project basis. Clients may decide to use other creative branding and production companies for their projects which would have an adverse effect upon our business and results of operations.

Revenues from our Entertainment Publicity and Marketing segment are susceptible to declines as a result of unfavorable economic conditions.

Economic downturns often severely affect the marketing services industry. Some of our corporate clients may respond to weak economic performance by reducing their marketing budgets, which are generally discretionary in nature and easier to reduce in the short-term than other expenses related to operations. In addition, economic downturns could lead to reduced public demand for varying forms of entertainment for which we are engaged to provide public relations and media strategy and promotional services. Such reduced demand for our services could have a material adverse effect on our revenues and results of operations.

If our clients experience financial distress, or seek to change or delay payment terms, it could negatively affect our own financial position and results.

We have a large and diverse client base, and at any given time, one or more of our clients may experience financial difficulty, file for bankruptcy protection or go out of business. Unfavorable economic and financial conditions, such as the events surrounding the COVID-19 global outbreak, could result in an increase in client financial difficulties that affect us. The direct impact on us included may include reduced revenues, write-offs of accounts receivable and expenditures billable to clients, and may negatively impacted impact our operating cash flow.

Risks Related to Acquisitions

We are subject to risks associated with acquisitions and we may not realize the anticipated benefits of such acquisitions.

We regularly undertake acquisitions that we believe will enhance our service offering to our clients. These transactions can involve significant challenges and risks, including that the transaction does not advance our business strategy or fails to produce a satisfactory return on our investment. Our customary business, legal and financial due diligence with the goal of identifying and evaluating the material risks involved may be unsuccessful in ascertaining or evaluating all such risks. Though we typically structure our acquisitions to provide for future contingent purchase payments that are based on the future performance of the acquired entity, our forecasts of the investment's future performance also factor into the initial consideration. When actual financial results differ, our returns on the investment could be adversely affected. Identifying suitable acquisition candidates can be difficult, time-consuming and costly, and we may not be able to identify suitable candidates or complete acquisitions in a timely manner, on a cost-effective basis or at all.

Even if we complete an acquisition, we may not realize the anticipated benefits of such transaction. Our recent acquisitions have required, and any similar future transactions may also require, significant efforts and expenditures, including with respect to integrating the acquired business with our historical business. We may encounter unexpected difficulties, or incur unexpected costs, in connection with acquisition activities and integration efforts, including, without limitation:

- diversion of management attention from managing our historical core business;
- potential disruption of our historical core business or of the acquired business;
- the strain on, and need to continue to expand, our existing operational, technical, financial and administrative infrastructure;
- inability to achieve synergies as planned;
- challenges in controlling additional costs and expenses in connection with and as a result of the acquisition;
- dilution to existing shareholders from the issuance of equity securities;
- becoming subject to adverse tax consequences or substantial depreciation;
- difficulties in assimilating employees and corporate cultures or in integrating systems and controls;
- difficulties in anticipating and responding to actions that may be taken by competitors;
- difficulties in realizing the anticipated benefits of the transaction;
- inability to generate sufficient revenue from acquisitions to offset the associated acquisition costs;
- potential loss of key employees, key clients or other partners of the acquired business as a result of the change of ownership; and
- the assumption of and exposure to unknown or contingent liabilities of the acquired businesses.

If any of our acquisitions do not perform as anticipated for any of the reasons noted above or otherwise, there could be a negative impact on our results of operations and financial condition.

Losses incurred by us subsequent to completion of an acquisition may not be indemnifiable by the seller or may exceed the seller's indemnification obligations.

As discussed above, there may be liabilities assumed in any acquisition that we did not discover or that we underestimated in the course of performing our due diligence. Although a seller generally will have indemnification obligations to us under an acquisition agreement, these obligations are usually subject to financial limitations, such as general deductibles and maximum recovery amounts, as well as time limitations. We cannot assure you that our right to indemnification from any seller will be enforceable, collectible or sufficient in amount, scope or duration to fully offset the amount of any losses that we incur with respect to a particular acquisition. Any such liabilities, individually or in the aggregate, could have a material adverse effect on our business, financial condition and operating results.

Risks Related to our Common Stock and Preferred Stock

We have recently issued, and may in the future issue, a significant amount of equity securities and, as a result, your ownership interest in our company Company has been, and may in the future be, substantially diluted and your investment in our common stock could suffer a material decline in value.

From January 1, 2021 January 1, 2022 to December 31, 2022 December 31, 2023, the number of shares of our common stock issued and outstanding has increased from 6,690,579 8,020,381 to 12,340,664 18,219,531 shares. During this period, we issued approximately (i) 2.7 million 5.1 million aggregate shares of our common stock as consideration or earnout consideration for 42West, The Door, Shore Fire, Viewpoint, Be Social, B/HI and Socialyte acquisitions; (ii) 1.2 million 2.8 million to Lincoln Park Capital Fund LLC related to our purchase agreement with them; (iii) 1.4 million shares through an offering pursuant to a Registration Statement on Form S-3; (iv) 0.6 million to certain holders of convertible notes and warrants that exercised their right to convert all or a portion of their convertible notes or warrants; (iii) 1.7 million to Lincoln Park Capital Fund LLC related to our purchase agreement with them notes; and (iv) 43,000 (v) 0.2 million as stock compensation to certain employees. As of December 31, 2022 December 31, 2023, we had outstanding convertible notes payable that as of the date of this report are still outstanding in the aggregate principal amount of \$5.1 million, which are convertible using a 90-day trading average stock price. As a result of these past issuances and potential future issuances, your ownership interest in the Company has been, and may in the future be, substantially diluted.

The market price for our common stock has been volatile, and these issuances could cause the price of our common stock to continue to fluctuate substantially. Once restricted stock issued in either private placements or to the sellers of the companies we acquired becomes freely tradable, these shareholders may decide to sell their shares of common stock and, if our stock is thinly traded, this could have a material adverse effect on its market price.

We may need to raise additional capital and may seek to do so by conducting one or more private placements of equity securities, securities convertible into equity securities or debt securities, or through a combination of one or more of such financing alternatives. Such issuances of additional securities would further dilute the equity interests of our existing shareholders, perhaps substantially, and may further exacerbate any or all of the above risks.

The Series C Convertible Preferred Stock has super voting rights that may adversely affect our shareholders.

The Series C Convertible Preferred Stock is held by Dolphin Entertainment LLC, an entity owned by Mr. O'Dowd. Except as required by law, holders As of December 31, 2023, Series C Preferred Stock is convertible into 4,738,940 shares of our common stock. A stock restriction agreement entered into with Mr. O'Dowd in 2020 prohibits the conversion of Series C Convertible Preferred Stock will only have voting rights once into common stock unless the majority of the independent directors of the Board determine that an optional conversion threshold (as vote to remove the restriction. The stock restriction agreement will be immediately terminated upon a change of control as defined in the Series C Certificate agreement.

On September 27, 2022, the Company's shareholders approved an amendment to the terms of Designation) has occurred. On November 12, 2020, such determination by the Board was made, and the holder of Series C Convertible Preferred Stock (indirectly Mr. O'Dowd) is entitled included in our Articles of Incorporation to super voting rights increase the number of three votes for each per share of common stock into which such holder's shares of the Series C Convertible Preferred Stock could then be converted. is convertible into from three votes per share to five votes per share.

As of December 31, 2022 and 2021, December 31, 2023, the Series C Preferred Stock could be converted into 4,738,940 shares of our common stock and the holder was is entitled to 14,216,819 23,694,699 votes which is approximately 55% 57% of our voting securities. The holder of Series C Convertible Preferred Stock is entitled to vote together as a single class on all matters upon which common stockholders shareholders are entitled to vote. Your voting rights will be diluted as a result of these super voting rights. On November 12, 2020, we entered into a stock restriction agreement with Mr. O'Dowd that prohibits the conversion of Series C Convertible Preferred Stock into common stock unless the majority of the independent directors of the board of directors vote to remove the restriction. The stock restriction agreement will be immediately terminated upon a change of control as defined in the agreement.

If we are unable to maintain compliance with Nasdaq listing requirements, our stock could be delisted, and the trading price, volume and marketability of our stock could be adversely affected.

Our common stock is listed on the Nasdaq Capital Market. We cannot assure you, that we will be able to maintain compliance with Nasdaq's current listing standards, or that Nasdaq will not implement additional listing standards with which we will be unable to comply. During 2022, we received deficiency notices from Nasdaq informing us that because we had not filed our Form 10-K for the year ended December 31, 2021 and our Form 10-Q for the quarter ended March 31, 2022, we were no longer compliant with Nasdaq Listing Rule 5250(c)(1), which requires listed companies to timely file all required periodic financial reports with the Securities and Exchange Committee. On July 19, 2022, after filing both the Form 10-K for the year ended December 31, 2021 and the Form 10-Q for the quarter ended March 31, 2022, Nasdaq notified us that we were in compliance with the Nasdaq listing requirements.

Failure to maintain compliance with Nasdaq listing requirements could result in the delisting of our shares from Nasdaq, which could have a material adverse effect on the trading price, volume and marketability of our common stock. Furthermore, a delisting could adversely affect our ability to issue additional securities and obtain additional financing in the future or result in a loss of confidence by investors or employees.

The sale or issuance of our common stock to Lincoln Park may cause dilution and the sale of the shares of common stock acquired by Lincoln Park, or the perception that such sales may occur, could cause the price of our common stock to fall.

On August 10, 2022, the Company entered into a **new** purchase agreement (the “LP 2022 Purchase Agreement”) with Lincoln Park, pursuant to which Lincoln Park committed to purchase up to \$25 million of our common stock. Concurrently with the execution of the LP 2022 Purchase Agreement, we issued 57,313 shares of common stock to Lincoln Park as a commitment fee.

The purchase shares sold pursuant to the Purchase Agreement may be sold by us to Lincoln Park at our discretion from time to time over a 36-month period. The purchase price for shares that we may sell to Lincoln Park under the Purchase Agreement will fluctuate based on the price of our common stock. Depending on market liquidity at the time, sales of such shares may cause the trading price of our common stock to fall.

We have the right to control the timing and amount of any sales of our shares to Lincoln Park in our sole discretion, subject to certain limits on the number of shares that can be sold on a given date. Sales of shares of our common stock, if any, to Lincoln Park will depend upon market conditions and other factors to be determined by us. Therefore, Lincoln Park may ultimately purchase all, some or none of the shares of our common stock that may be sold pursuant to the Purchase Agreement and, after it has acquired shares, Lincoln Park may sell all, some or none of those shares. Sales to Lincoln Park by us could result in substantial dilution to the interests of other holders of our common stock. Additionally, the sale of a substantial number of shares of our common stock to Lincoln Park, or the anticipation of such sales, could make it more difficult for us to sell equity or equity-related securities in the future at a time and at a price that we might otherwise wish to effect sales, which could have a materially adverse effect on our business and operations.

ITEM 1B. UNRESOLVED STAFF COMMENTS

None.

ITEM 1C. CYBERSECURITY

Overview

The Company is not aware of any cybersecurity threats or incidents to date that have materially affected its strategy, results of operations, or financial condition. However, the scope and impact of any future cybersecurity incident cannot be predicted with certainty. More information on how material cybersecurity attacks may impact the Company's business is provided in "Item 1A. Risk Factors".

Risk management and strategy

We maintain comprehensive policies and procedures designed to prevent and mitigate the risks posed by cybersecurity threats and incidents and to identify, analyze, address, mitigate and remediate those incidents that do occur.

The Company has established clear lines of communication with key stakeholders, including executives, IT teams, employees, and customers, to ensure transparency and an effective response to cybersecurity incidents.

The Director of Information Technology is tasked with, among other things, assessing, identifying and managing material cybersecurity risks and overseeing the implementation of the Company's cybersecurity strategy. Furthermore, the Director of Information Technology provides cybersecurity awareness training to the Company's employees and regularly communicates updates on best cybersecurity practices and improvements in the cybersecurity program.

The Company may use third-party programs and software and engage assessors, consultants, cybersecurity auditors, or other third parties to review, test, and advise on improvements to the Company's cybersecurity infrastructure.

Governance

Role of the Board of Directors

The Audit Committee oversees the Company's risk management and assessment, including its mitigation strategies, and updates the entire Board on the Company's risk profile and exposures on an as needed basis. With respect to cybersecurity, the Company's Director of Information Technology updates the Audit Committee on at least an annual basis on matters such as external cybersecurity threats and attack trends, updates to threat monitoring processes, the composition of the Company's information security team, cybersecurity awareness training and testing, cybersecurity strategy, and cybersecurity metrics, and assesses the progress of cybersecurity programs, and the potential scope and impact of cybersecurity risks and incidents on the Company's operations and financial condition. The Audit Committee may also meet with management on an ad hoc basis to discuss and review any material cybersecurity incidents or threats.

Role of Management

Senior management is responsible for assessing and managing the Company's various exposures to risk, including those related to cybersecurity, on a day-to-day basis, including the identification of risks and the creation of appropriate risk management programs and policies to address such risks. Our Director of Information Technology has primary responsibility for managing our cybersecurity program and efforts.

ITEM 2. PROPERTIES

As of the date of this report, we do not own any real property. For our headquarters and content production business, we lease 3,024 square feet of office space in Coral Gables, Florida. For our entertainment publicity and marketing business, we lease three office spaces in New York City, New York and one office space in each of Manhattan, New York, Brooklyn, New York and Los Angeles, California.

We believe that our properties are sufficient to meet our current and projected business needs. We periodically review our facility requirements and may acquire new facilities, or modify, update, consolidate, dispose of or sublet existing facilities, based on evolving business needs.

ITEM 3. LEGAL PROCEEDINGS

We currently do not have any material legal proceedings, including those relating to claims arising in the ordinary course of business.

ITEM 4. MINE SAFETY DISCLOSURES

Not applicable.

PART II

ITEM 5. MARKET FOR REGISTRANT'S COMMON EQUITY, RELATED STOCKHOLDER MATTERS AND ISSUER PURCHASES OF EQUITY SECURITIES

Market Information and Holders of our Common Stock

Our common stock trades on The Nasdaq Capital Market under the symbol "DLPN."

As of **March 23, 2023** **March 25, 2024**, there were approximately **802 305** shareholders of record, of our issued and outstanding shares of common stock based on information provided by our transfer agent.

Recent Sales of Unregistered Securities

None.

Company Purchases of Equity Securities

None.

ITEM 6. [Reserved].

ITEM 7. MANAGEMENT'S DISCUSSION AND ANALYSIS OF FINANCIAL CONDITION AND RESULTS OF OPERATIONS

The objectives of our Management's Discussion and Analysis of Financial Condition and Results of Operations are to provide users of our consolidated financial statements with a narrative explanation from the perspective of management of our financial condition, results of operations, cash flows, liquidity and certain other factors that may affect future results. This Management's Discussion and Analysis of Financial Condition and Results of Operations should be read in conjunction with our Consolidated Financial Statements and related Notes included elsewhere in this Annual Report on Form 10-K. This Annual Report on Form 10-K contains forward-looking statements that involve risks and uncertainties. The forward-looking statements are not historical facts, but rather are based on current expectations, estimates, assumptions and projections about our industry, business and future financial results. Our actual results could differ materially from the results contemplated by these forward-looking statements due to a number of factors, including those discussed in other sections of this Annual Report on Form 10-K. See "Special Note Regarding Forward-Looking Statements" for additional factors relating to such statements and see "Risk Factors" included in Item 1A of this Annual Report on Form 10-K. Our past operating results are not necessarily indicative of operating results in any future periods.

Overview

We are a leading independent entertainment marketing and **premium content development production** company. We were first incorporated in the State of Nevada on March 7, 1995 and domesticated in the State of Florida on December 4, 2014. Our common stock trades on The Nasdaq Capital Market under the symbol "DLPN."

On November 14, 2022 (the "Closing Date"), we acquired all of the issued and outstanding membership interest of Socialyte LLC, a NY and Los Angeles-based creative agency specializing in social media influencer marketing campaigns for brands. The fair value of the total consideration on the acquisition date, amounted to \$14.3 million, plus the potential to earn up to an additional \$5.0 million upon meeting certain financial targets in 2022. As of December 31, 2022, such financial targets were not met. On the Closing Date, we paid \$5.0 million cash, issued NSL Ventures, LLC (the "Seller") 1,346,257 shares of our common stock and a \$3.0 million unsecured promissory note, which is to be repaid in two equal installments on June 30, 2023 and September 30, 2023. In addition, we issued the Seller 685,234 shares of our common stock in satisfaction of the Closing Date working capital adjustment. We partially financed the cash portion of the consideration with a \$3.0 million five-year secured loan from Bank Prov with Socialyte as co-borrowers, which carries a fixed rate of 7.37% and a five-year term.

Through our subsidiaries 42West, Shore Fire and The Door, we provide expert strategic marketing and publicity services to many of the top brands, both individual and corporate, in the entertainment and hospitality industries. 42West (**Film and Television, Gaming**), Shore Fire (**Music**), and The Door (**Culinary, Hospitality, Lifestyle**) are each recognized global leaders in PR services and marketing leaders for the respective industries they serve. Viewpoint adds full-service creative branding and production capabilities to our marketing group and Be Social and Socialyte provide group. The Digital Dept. provides influencer marketing capabilities through its roster of highly engaged social divisions dedicated to influencer talent management, brand campaign strategy and execution, and influencer event ideation and production. Special Projects is the entertainment industry's leading celebrity booking firm, specializing in uniting brands and events with celebrities and influencers across the entertainment, media, influencers, fashion, consumer product and tech industries. Dolphin's legacy content production business, founded by our Emmy-nominated Chief Executive Officer, Bill O'Dowd, has produced multiple feature films and award-winning digital series, primarily aimed at family and young adult markets.

We have established an acquisition strategy based on identifying and acquiring companies that complement our existing entertainment publicity and marketing services and content production businesses. We believe that complementary businesses, such as **live event production, public relations companies in new and distinct entertainment verticals**, can create synergistic opportunities and bolster profits and cash flow. We have identified potential acquisition targets and are in various stages of discussion with such targets. We completed the **Socialyte Special Projects** acquisition during **2022 2023 (discussed below)**, and intend to complete at least one acquisition during **2023, 2024**, but there is no assurance that we will be successful in doing so, whether in **2023 2024** or at all.

We have also established an investment strategy, "Ventures" or "Dolphin 2.0," based upon identifying opportunities to develop internally owned assets, or acquire ownership stakes in others' assets, in the categories of entertainment content, live events and consumer products. We believe these categories represent the types of assets wherein our expertise and relationships in entertainment marketing most influences the likelihood of success. We are in various stages of internal development and outside conversations on a wide range of opportunities within **Dolphin 2.0, these Ventures**. We intend to enter into additional investments during **2023, 2024**, but there is no assurance that we will be successful in doing so, whether in **2023 2024** or at all.

Socialyte Special Projects Acquisition

On **November 14, 2022** October 2, 2023, (the "Closing "Special Projects Closing Date"), we the Company acquired all of the issued and outstanding membership interests of Special Projects Media LLC, a New York limited liability company ("Special Projects"), pursuant to a membership interest purchase agreement (the "Special Projects Purchase Agreement") between the Company and Andrea Oliveri, Nicole Vecchiarelli, Foxglove Corp and Alexandra Alonso ("Sellers"). Special Projects is a celebrity and influencer talent booking and events agency that elevates media, fashion, and lifestyle brands. Special Projects has headquarters in New York and Los Angeles.

The consideration paid by the Company in connection with the acquisition of Socialyte for Special Projects is approximately \$10.0 million, which is subject to adjustments based on a total fair value of customary post-closing cash consideration amounting to \$14.3 million. This includes: (1) a working capital adjustment of \$2.1 million that was settled by issuing 685,234 adjustment. On the Special Projects Closing Date, the Company paid the Sellers \$5.0 million cash and issued the Sellers 2.5 million shares of our the Company's common stock; (2) \$5.1 million cash; (3) issued the Seller 1,346,257 shares of our Common Stock with a fair value of \$4.1 million; and (4) issued the Seller the Socialyte Promissory Note in the amount of \$3 million, which is to be repaid in two equal installments on June 30, 2023 and September 30, 2023, stock. The Socialyte purchase agreement also included the potential to earn up to an additional \$5.0 million upon meeting certain financial targets in 2022, that were not met.

We Company partially financed the cash portion of the consideration with the Refinancing Transaction described in Note 11 to our consolidated financial statements included elsewhere in this Annual Report on Form 10-K. As part of the Special Projects Purchase Agreement, the Company entered into employment agreements with Andrea Oliveri and Nicole Vecchiarelli, each for a secured loan from BankProv with Socialyte and Social Midco as co-borrowers, which we guaranteed. This loan amounted to \$3.0 million, carries a fixed rate period of 7.37% and has a five year term, four years.

For more information on the Socialyte Special Projects Acquisition, refer to Note 5.4 to our consolidated financial statements.

HOW WE ASSESS THE PERFORMANCE OF OUR BUSINESS

In assessing the performance of our business, we consider a variety of performance and financial measures. The key indicators of the financial condition and operating performance of our business are revenues, direct costs, payroll and benefits, selling, general and administrative expenses, legal and professional expenses, other income/expense and net income. Other income/expense consists mainly of interest expense, non-cash changes in fair value of liabilities, costs directly relating to our acquisitions, and gains or losses on extinguishment of debt and disposal of fixed assets.

We operate in two reportable segments: our entertainment publicity and marketing segment and our content production segment. The entertainment publicity and marketing segment is composed of 42West, The Door, Shore Fire, Viewpoint, Be Social, B/HI The Digital Dept. and Socialyte Special Projects, and provides clients with diversified services, including public relations, entertainment content marketing, strategic communications, social media influencer marketing, celebrity booking and live event production, creative branding, and the production of promotional video content. The content production segment is composed of Dolphin Films, Inc. ("Dolphin Films") and Dolphin Digital Studios, which produce and distribute feature films and digital content.

Revenues

For the years ended December 31, 2022 and 2021, we derived substantially all of our revenues from our entertainment publicity and marketing segment. The entertainment publicity and marketing segment derives its revenues from providing public relations services for celebrities and musicians, as well as for entertainment and targeted content marketing for film and television series, strategic communications services for corporations and public relations, marketing services and brand strategies for hotels and restaurants. Additionally, for the year ended December 31, 2021, we derived revenues from the content production segment from the domestic distribution of our feature film Believe. We expect to generate income in our content production segment in the second half of 2023 with the release of "The Blue Angels" documentary motion picture, discussed in the "Project Development and Related Services".

The table below sets forth the percentage of total revenue derived from our two segments for the years ended December 31, 2022 and 2021:

	December 31,	
	2022	2021
Revenues:		
Entertainment publicity and marketing	98.9 %	99.9 %
Content production	1.1 %	0.1 %
Total revenue	100.0 %	100.0 %

Entertainment Publicity and Marketing (“EPM”)

Our revenue is directly impacted by the retention and spending levels of existing clients and by our ability to win new clients. We believe that we have a stable client base, and we have continued to grow organically through referrals and by actively soliciting new business. We earn revenues primarily from the following sources: (i) celebrity talent services; (ii) content marketing services under multiyear master service agreements in exchange for fixed project-based fees; (iii) individual engagements for entertainment content marketing services for durations of generally between three and six months; (iv) strategic communications services; (v) engagements for marketing of special events such as food and wine festivals; (vi) engagement for marketing of brands; (vii) arranging strategic marketing agreements between brands and social media influencers or celebrities, (viii) curating and (viii) booking celebrities for live events; and (ix) content production of marketing materials on a project contract basis. For these revenue streams, we collect fees through either fixed fee monthly retainer agreements, fees based on a percentage of contracts or project-based fees.

We earn entertainment publicity and marketing revenues primarily through the following:

- **Talent** – We earn fees from creating and implementing strategic communication campaigns for performers and entertainers, including Oscar, Tony and Emmy winning film, theater and television stars, directors, producers, celebrity chefs and Grammy winning recording artists. Our services in this area include ongoing strategic counsel, media relations, studio and/or network liaison work, and event and tour support. We believe that the proliferation of content, both traditional and on social media, will lead to an increasing number of individuals seeking such services, which will drive growth and revenue in our Talent departments for several years to come.
- **Entertainment Marketing and Brand Strategy** – We earn fees from providing marketing direction, public relations counsel and media strategy for entertainment content (including theatrical films, television programs, DVD and VOD releases, and online series) from virtually all the major studios and streaming services, as well as content producers ranging from individual filmmakers and creative artists to production companies, film financiers, DVD distributors, and other entities. In addition, we provide entertainment marketing services in connection with film festivals, food and wine festivals, awards campaigns, event publicity and red-carpet management. As part of our services, we offer marketing and publicity services tailored to reach diverse audiences. We also provide marketing direction targeted to the ideal consumer through a creative public relations and creative brand strategy for hotel and restaurant groups. We expect that increased digital streaming marketing budgets at several large key clients will drive growth of revenue and profit in 42West's Entertainment Marketing division over the next several years.
- **Strategic Communications** – We earn fees by advising companies looking to create, raise or reposition their public profiles, primarily in the entertainment industry. We also help studios and filmmakers deal with controversial movies, as well as high-profile individuals address sensitive situations. We believe that growth in the Strategic Communications division will be driven by increasing demand for these varied services by traditional and non-traditional media clients who are expanding their activities in the content production, branding, and consumer products PR sectors.
- **Creative Branding and Production** – We offer clients creative branding and production services from concept creation to final delivery. Our services include brand strategy, concept and creative development, design and art direction, script and copywriting, live action production and photography, digital development, video editing and composite, animation, audio mixing and engineering, project management and technical support. We expect that our ability to offer these services to our existing clients in the entertainment and consumer products industries will be accretive to our revenue.
- **Digital Media Influencer Marketing Campaigns** – We arrange strategic marketing agreements between brands and social media influencers, for both organic and paid campaigns. We also offer services for social media activations at events. Our services extend beyond our own captive influencer network, and we manage custom campaigns targeting specific demographics and locations, from ideation to delivery of results reports. We expect that our relationship with social media influencers will provide us the ability to offer these services to our existing clients in the entertainment and consumer products industries and will be accretive to our revenue.
- **Celebrity Booking and Live Event Programming** – We arrange for brands and events to book celebrity and influencer talent. Our services include the creation of the strategy to elevate the brand or event through celebrity and/or influencer inclusion, to the booking of celebrities and influencers for commercial endorsements or appearances, to the curation of event lists and securing attendance, to the coordination and production of live events. We believe the expansion of brands seeking celebrity and/or influencer endorsements, as well as celebrity and/or influencers to attend brand-sponsored live events, will drive growth and revenue for the next several years.

Project Development and Related Services

We have a team that dedicates a portion of its time to identifying scripts, story treatments and novels for acquisition, development and production. The scripts can be for either digital, television or motion picture productions. We have acquired the rights to certain scripts that we intend to produce and release in the future, subject to obtaining financing. We have not yet determined if these projects would be produced for digital, television or theatrical distribution.

We have completed development of several feature films, which means that we have completed the script and can begin pre-production once financing is obtained. We are planning to fund these projects through third-party financing arrangements, domestic distribution advances, pre-sales, and location-based tax credits, and if necessary, sales of our common stock, securities convertible into our common stock, debt securities or a combination of such financing alternatives; however, there is no assurance that we will be able to obtain the financing necessary to produce any of these feature films.

In October 2022, we minted and offered for sale a collection of 7,777 non-fungible tokens (“NFT’s) titled *Creature Chronicles: Exiled Aliens*. The collection generated gross sales of approximately \$429,000. We entered into an agreement with a third party to market the collection and mint the NFT’s for a fixed fee of \$50,000 and 30% of the value of the sale of the NFT collection.

In June 2022, we entered into an agreement with IMAX Corporation (“IMAX”) to co-produce and co-finance a documentary motion picture on the flight demonstration squadron of the United States Navy called the Blue Angels. IMAX and Dolphin have each agreed to fund 50% of the production budget which is was estimated at approximately \$4 million. On November 7, 2023, we agreed to pay and paid an additional \$250,000, which represented 50% of the estimated additional production costs to complete the documentary. As of December 31, 2023, we had paid \$2,250,000 in connection with this agreement. On April 25, 2023, IMAX entered into an acquisition agreement with Amazon Content Services LLC, (the “Amazon Agreement”) for the distribution rights of The Blue Angels. We estimate that we will derive approximately \$3.75 million from this agreement. On February 22, 2024, the Company received \$777,905 from IMAX, as a first installment in connection with the Amazon Agreement.

Revenues

For the years ended December 31, 2023 and 2022, we derived substantially all of our revenues from our entertainment publicity and marketing segment. The entertainment publicity and marketing segment includes revenues from Special Projects from the Special Projects Closing Date through December 31, 2023.

For the years ended December 31, 2023 and 2022, our content production segment derived revenues from the domestic distribution of *Believe*, a feature film that was released in 2013. In addition, during the year ended December 31, 2022, the content production segment recognized revenue from the minting and sale of an NFT collection titled *Creature Chronicles: Exiled Aliens*. We expect to generate income from our content production segment during 2024 with the release of “The Blue Angels” documentary motion picture, discussed in the “Project Development and Related Services” above.

The table below sets forth the percentage of total revenue derived from our segments for the years ended December 31, 2023 and 2022:

	December 31,	
	2023	2022
Revenues:		
Entertainment publicity and marketing	99.9%	98.9%
Content production	0.1%	1.1%
Total revenue	100%	100%

Expenses

Our expenses consist primarily of:

- (1) Direct costs – includes certain costs of services, as well as certain production costs, related to our entertainment publicity and marketing business. Included within direct costs are immaterial impairments for any of our content production projects.
- (2) Payroll and benefits expenses – includes wages, stock-based compensation, payroll taxes and employee benefits.
- (3) Selling, general and administrative expenses – includes all overhead costs except for payroll, depreciation and amortization and legal and professional fees that are reported as a separate expense item.
- (4) Acquisition costs **include professional** – includes legal, consulting and audit fees **incurred as part of the acquisition of related to our subsidiaries, acquisitions.**
- (5) Depreciation and amortization – includes the depreciation of our property and equipment and amortization of intangible assets and leasehold improvements.
- (6) **Impairment of goodwill** – includes an impairment charge as a result of triggering events identified during the second quarter of 2023.
- (7) **Impairment of intangible assets** – includes an impairment charge as a result of a rebranding of two of our subsidiaries during the third quarter of 2023.
- (8) **Write-off of notes receivable** – includes the write-off of the notes receivable from Midnight Theatre. Refer to Note 8 to the consolidated financial statement for additional information.
- (9) Change in fair value of contingent consideration – includes changes in the fair value of the contingent earn-out payment obligations for the **Company's** Company's acquisitions. The fair value of the related contingent consideration is measured at every balance sheet date and any changes recorded on our consolidated statements of operations.
- (7)(10)** Legal and professional fees – includes fees paid to our attorneys, fees for investor relations consultants, audit and accounting fees and fees for general business consultants.

Other Income and Expenses

For the years ended **December 31, 2022** December 31, 2023 and **2021, 2022**, other income and expenses consisted primarily of: (1) **gain on extinguishment of debt;** (2) changes in the fair values of **(i) put rights, (ii) warrants, convertible notes and (iii) convertible notes; warrants;** (2) **interest income;** and (3) **acquisition costs;** and (4) **interest expense.**

RESULTS OF OPERATIONS

Year ended December 31, 2022 December 31, 2023 as compared to year ended December 31, 2021 December 31, 2022

Revenues

For the years ended **December 31, 2022** December 31, 2023 and **2021, 2022**, our revenues were as follows:

	December 31,		December 31,	
	2022	2021	2023	2022
Revenues:				
Entertainment publicity and marketing	\$ 40,058,880	\$ 35,705,305	\$ 43,067,557	\$ 40,058,880
Content production	446,678	21,894	55,518	446,678
Total revenue	\$ 40,505,558	\$ 35,727,199	\$ 43,123,075	\$ 40,505,558

Revenues from entertainment publicity and marketing increased by approximately **\$4.4 million** \$3.0 million, or **12%** 8.0%, for the year ended **December 31, 2022** December 31, 2023 as compared to the year ended **December 31, 2021** December 31, 2022. The increase is primarily driven by **increased \$4.7 million additional revenues across most from a full year of Socialyte in 2023, \$1.0 million of revenues from Special Projects, which was acquired in October 2, 2023, offset by a \$2.5 million decrease in revenue from our subsidiaries, as cross-selling across our subsidiaries has provided additional customers as well as increased demand for the services our subsidiaries provide, existing subsidiaries.**

For the years ended December 31, 2023 and 2022, the content production segment derived \$55,518 and \$18,078 of revenues from the domestic distribution of *Believe*, a feature film released in December 2013. For the year ended December 31, 2022, the majority of the content production segment revenue was derived **was** from the sale of the our NFT collection, and from the domestic distribution of *Believe*, a feature film that was released **which did not reoccur** in 2013, as we have not distributed any other projects. During the year ended December 31, 2021, the revenues in the content production segment were from the domestic distribution of *Believe*. 2023. We expect to **begin generating generate** income in our content production segment in the **fourth quarter summer of 2023** 2024 with the release of the Blue Angels documentary film.

Expenses

For the years ended December 31, 2022, December 31, 2023 and 2021, 2022, our operating expenses were as follows:

	December 31,		December 31,	
	2022	2021	2023	2022
Expenses:				
Direct costs	\$ 3,566,336	\$ 3,879,409	\$ 946,962	\$ 3,566,336
Payroll and benefits	28,947,730	23,819,327	35,030,257	28,947,730
Selling, general and administrative	6,572,020	5,836,235	8,434,549	6,572,020
Acquisition costs	480,939	22,907	116,151	480,939
Impairment of goodwill	906,337	—	9,484,215	906,337
Impairment of intangible assets			341,417	—
Write-off of notes receivable			4,108,080	—
Change in fair value of contingent consideration	(47,285)	3,754,221	33,226	(47,285)
Depreciation and amortization	1,751,211	1,905,354	2,253,619	1,751,211
Legal and professional	2,903,412	2,013,436	2,485,096	2,903,412
Total expenses	\$ 45,080,700	\$ 41,230,889	\$ 63,233,572	\$ 45,080,700

Direct costs are mainly attributable to the EPM segment and decreased by approximately \$0.3 million \$2.6 million for the year ended December 31, 2022 December 31, 2023, as compared to the year ended December 31, 2021 December 31, 2022. The decrease in direct costs is mainly driven by an increase of \$0.5 million \$0.9 million in direct costs related to NFT production and marketing costs for the year ended December 31, 2022, that were not present in the same period in 2021, offset by approximately \$1.0 million 2023, as well as a \$1.5 million decrease in direct costs primarily attributable to a decrease in Viewpoint's revenue as compared to the year ended December 31, 2021 December 31, 2022.

Payroll and benefits expenses increased by approximately \$5.0 million \$6.1 million for the year ended December 31, 2022 December 31, 2023, as compared to the year ended December 31, 2021 December 31, 2022, primarily related to an increase of \$4.1 million for a full year of Socialyte payroll in 2023 compared to only 1.5 months in 2022, \$0.5 million of Special Projects payroll for the period between October 2, 2023 and December 31, 2023, and an increase of \$1.7 million payroll due to additional headcount in 2022 to support the growth of our business, and salary increases to our employees in 2023, offset by \$0.2 million of stock compensation issued to our employees under the 2017 Plan in the amount of approximately \$0.2 million and inclusion of Socialyte payroll for the period between November 14, 2022 and December 31, 2022 in the amount of approximately \$0.6 million, which were not present in the year ended December 31, 2021, 2022.

Selling, general and administrative expenses increased by approximately \$0.7 million \$1.9 million for the year ended December 31, 2022 December 31, 2023, as compared to the year ended December 31, 2021 December 31, 2022.

The increase is primarily related to:

- \$0.5 0.3 million increases in travel, meals and entertainment expense;
- \$0.1 0.7 million of additional computer office expenses;
- \$0.2 0.5 million fair value of the commitment shares issued as consideration for the Lincoln Park agreement; increase in bad debt expense; and
- \$0.1 0.7 million impairment of an ROU asset.selling, general and administrative expenses for Socialyte and Special Projects.

These increases were partially offset by:

- \$0.2 0.1 million reduction impairment of an ROU asset in 2022; and
- \$0.1 million of rent expense primarily due to subleasing several of our offices and leases an office lease that expired.

Acquisition costs for the year ended December 31, 2023 were \$0.1 million, related to our acquisition of Special Projects on October 2, 2023. Acquisition costs for the year ended December 31, 2022 were \$0.5 million, primarily related to our acquisition of the membership interest of Socialyte LLC on November 14, 2022. Acquisition costs

Depreciation and amortization increased \$0.5 million for the year ended December 31, 2021 were not significant, December 31, 2023, as compared to the Company did not have any significant acquisition activity during 2021. year ended December 31, 2022 related primarily to the amortization of Socialyte and Special Projects intangible assets in 2023.

Impairment of goodwill was \$9.5 million for the year ended December 31, 2023 compared to \$0.9 million for the year ended December 31, 2022.

As discussed in Note 5 to our consolidated financial statements included elsewhere in this Annual Report on Form 10-K, in the second quarter of 2023, we performed a quantitative assessment driven by triggering events related to declines in our market capitalization combined with the lack of positive response from the market to positive information related to future projects. The quantitative assessment resulted in the impairment of goodwill in the amount of \$6.5 million of one of our entertainment publicity and marketing segment reporting units. In addition, as part of our annual goodwill impairment review, we concluded that the fair value of the same reporting unit's goodwill was below its carrying amount and recorded an impairment charge amounting to \$3.0 million.

During the fourth quarter of 2022, we bypassed the optional qualitative assessment and performed a quantitative assessment of goodwill. We concluded Based on the quantitative assessment, we determined that except as it relates to Viewpoint, it is more likely than not that the fair value of the reporting unit units was not less than its above the carrying amount. value with the exception of one of the reporting units in the entertainment publicity and marketing segment. For the goodwill value assigned to Viewpoint, that reporting unit, we concluded the fair value of that reporting unit's goodwill was below its carrying amount. As a result, an impairment charge of \$0.9 million was recorded during the year ended December 31, 2022. No impairment charges were recorded

Impairment of intangible assets was \$0.3 million for the year ended December 31, 2023. As discussed in Note 5 to our consolidated financial statements included elsewhere in this Annual Report on Form 10-K, during the year ended December 31, 2021 December 31, 2023, the Company recognized an impairment of the trademarks and trade names of Socialyte and Be Social in connection with the rebranding of both subsidiaries as the new "The Digital Dept." of the Company.

Write-off of notes receivables was \$4.1 million for the year ended December 31, 2023. As discussed in Note 8 to our consolidated financial statements included elsewhere in this Annual Report on Form 10-K, during the fourth quarter of the year ended December 31, 2023, the Company determined the Midnight Theatre Notes had been impaired, resulting from a review of Midnight Theatre's operating results and projections. As a result, as of December 31, 2023 the Company wrote off all outstanding Midnight Theatre Notes and any accumulated unpaid interest receivable.

Change in fair value of the contingent consideration was approximately a \$47,000 loss of \$33.2 thousand for the year ended December 31, 2023, compared a \$47.3 thousand gain for the years year ended December 31, 2022, compared a \$3.7 million loss for the years ended December 31, 2021. The main components of the change in fair value of contingent consideration were the following:

- The Door: this contingent consideration was settled during 2022. The Company did not record any changes in the fair value of contingent consideration pertaining to The Door as it determined the fixed number of shares needed to settle the contingent consideration and reclassified the liability to equity. During the year ended December 31, 2021, a \$2.0 million loss was recorded related to The Door's contingent consideration.
- B/HI: this contingent consideration was settled in June 2022. 2022, therefore, no changes were recorded in the year ended December 31, 2023. The Company recorded a \$76,100 \$76.1 thousand gain and \$1.2 million loss for the year ended December 31, 2022 and 2021, respectively..
- Be Social: The Company recorded a \$28,200 losses of \$33.2 thousand and \$0.6 million loss \$28.2 thousand for the year years ended December 31, 2022 December 31, 2023 and 2021, 2022, respectively.

Depreciation Legal and amortization had a small decrease of \$0.1 million professional fees decreased by approximately \$0.4 million for the year ended December 31, 2022, December 31, 2023 as compared to the year ended December 31, 2021 primarily December 31, 2022, due to certain of the intangible assets from our acquisitions that became fully amortized.

Legal and professional fees increased by approximately \$0.9 million for the year ended December 31, 2022 as compared to the year ended December 31, 2021, primarily to due primarily to: (1) entering into the 2022 Lincoln Park agreement and related filing of the Registration Statement on Form S-1 during the third quarter of 2022 and (2) legal, consulting and audit fees incurred during the first quarter of 2022 related to our restatement of the unaudited condensed consolidated financial statements as of, and for the three and nine month period ended September 30, 2021 included in our Form 10-Q for that period, and our revisions of the unaudited condensed consolidated financial statements as of and for the three month period ended March 31, 2021 and as of and for the three and six month period ended June 30, 2021, included in our Forms 10-Q for March 31, 2021 and June 30, 2021, respectively, all of which was disclosed in our consolidated financial statements included in our Form 10-K filed on May 26, 2022, and fees associated with our change of auditors.

Other Income and (Expenses)

	December 31,	
	2022	2021
Other Income and (expenses):		
Gain on extinguishment of debt	\$ —	\$ 2,988,779
Change in fair value of convertible notes	654,579	(570,844)
Change in fair value of warrants	120,000	(2,482,877)
Change in fair value of put rights	—	(71,106)
Interest expense	(555,802)	(785,209)
Total	<u>\$ 218,777</u>	<u>\$ (921,257)</u>

	December 31,	
	2023	2022
Other income and (expenses):		
Change in fair value of convertible note	\$ (11,444)	\$ 654,579
Change in fair value of warrants	10,000	120,000
Interest income	2,877	309,012
Interest expense	(2,085,107)	(864,814)
Total	<u>\$ 2,083,674</u>	<u>\$ 218,777</u>

We did not record any gain or loss on extinguishmentChange in fair value of debt for the year ended December 31, 2022. During the year ended December 31, 2021, we recorded a gain on extinguishment of debt of approximately \$3.0 million in connection with forgiveness of the PPP Loans of 42West, Dolphin, Viewpoint, Shore Fire and The Door. The year ended December 31, 2021 was offset by a loss on extinguishment of debt of \$57,400 related to the exchange of certain put rights for shares of our common stock.

Convertible Note at Fair Value — We elected the fair value option for certain convertible notes issued in 2020. The embedded conversion feature of a convertible note issued in 2019 met the criteria for a derivative. 2020. The fair value of these the convertible notes and embedded conversion feature are remeasured note is re-measured at every balance sheet date and any changes are recorded on our consolidated statements of operations. For the year years ended December 31, 2022 December 31, 2023 and 2022, we recorded a change changes in the fair value of the convertible notes issued in 2020 in the amount of a gain of \$0.7 million. For the year ended December 31, 2021 we recorded a change in the fair value of the convertible notes note issued in 2020 in the amount of a loss of \$11.4 thousand and a gain of \$0.7 million, , respectively. None of the decrease in the value of the convertible notes was attributable to instrument specific credit risk.

Change in fair value of warrants – Warrants issued with the convertible notes payable issued in 2020, were initially measured at fair value at the time of issuance and subsequently remeasured at estimated fair value on a recurring basis at each reporting period date, with changes in estimated fair value of each respective warrant liability recognized as other income or expense. During the year ended December 31, 2022, December 31, 2023 and 2022, the fair value of the 2020 warrants that were not exercised decreased by approximately \$10.0 thousand and \$0.1 million; respectively; therefore, we recorded a gain in the change in the fair value of the warrants for the year ended December 31, 2022, December 31, 2023 and 2022 for those amounts, on our consolidated statements of operations. In March 2021, one of the warrant holders exercised 146,027 warrants via a cashless exercise formula. The price of our common stock on the exercise date was \$19.16 per share and we recorded a change in fair value of the exercised warrants of approximately \$2.5 million on our consolidated statement of operations.

The fair value of put rights related to the 42West acquisition were recorded on our consolidated balance sheet on the date of the acquisition. The fair value of the put rights are measured at every balance sheet date and any changes are recorded on our consolidated statements of operations. The fair value of the put rights increased.

Interest income – Interest income decreased by approximately \$71,100 \$0.3 million for the year ended December 31, 2021. The final put rights were settled in March of 2021; as a result, we did not have a liability related to the put rights as of December 31, 2021 and did not record any fair value of put rights during the year ended December 31, 2022.

Interest expense decreased by \$0.2 million for the year ended December 31, 2022, December 31, 2023 as compared to the year ended December 31, 2021, December 31, 2022, primarily due to lower principal amount the reversal of convertible and nonconvertible interest income in connection with the write-off of the Midnight Theatre notes outstanding receivable during most of 2022, 2023.

Interest expense – Interest expense increased by \$1.2 million for the year ended December 31, 2023 as compared to the year ended December 31, 2021, December 31, 2022. The increase was primarily due to increased convertible and nonconvertible notes, the BankProv term loan in connection with the purchase of Socialyte, as well as the promissory note issued in connection with the purchase of Socialyte, which were all outstanding during 2023 for a longer period as compared to the prior year. In addition, interest expense for the year ended December 31, 2023 includes the \$79,286 prepayment penalty and \$91,859 write-off of unamortized debt issue costs in connection with the Refinancing Transaction as defined in Notes 4 and 11 to our consolidated financial statements included elsewhere in this Annual Report on Form 10-K.

Equity in losses of unconsolidated affiliates

Equity in earnings or losses of unconsolidated affiliates includes our share of income or losses from equity investees.

For Midnight Theatre

As part of the Company's ongoing monitoring of its equity method investments, during the fourth quarter of the year ended December 31, 2023, the Company determined their investment in Midnight Theatre was impaired and therefore recorded an impairment for the entire balance of its investment as of December 31, 2023. This determination was made resulting from a review of Midnight Theatre's operating results and projections and the Company concluded the resulting decline in the carrying value of this investment was determined to be other than temporary in nature. The impairment amounted to \$0.7 million and is recorded within equity in losses of unconsolidated affiliates in the condensed consolidated statements of operations.

Prior to the impairment recognition, the Company recorded losses in connection with its equity method investment in Midnight Theatre amounting to \$0.2 million during the year ended December 31, 2023. During the year ended December 31, 2022, the Company recorded a loss of \$0.1 million in connection with its equity method investment in Midnight Theatre.

Crafthouse Cocktails

As part of the Company's ongoing monitoring of its equity method investments, during the year ended December 31, 2023, the Company determined their investment in Crafthouse Cocktails was deemed to be impaired and therefore recorded an impairment for the entire balance of its investment as of September 30, 2023. As a result, no equity gain or loss was recorded during the three months ended September 30, 2023 or thereafter. This determination was made after Crafthouse Cocktails was unable to secure their latest round of funding. The Company concluded the resulting decline in the carrying value of this investment was not temporary in nature. The impairment amounted to \$1.2 million and is recorded within equity in losses of unconsolidated affiliates in the condensed consolidated statements of operations.

During the year ended December 31, 2023 and prior to the impairment, we recorded losses of \$0.2 million, \$0.1 million \$88.0 thousand from each of our equity investments investment in Midnight Theater and Crafthouse Cocktails, respectively. No equity gains or compared to losses have been recorded of \$0.1 million for the year ended December 31, 2021, December 31, 2022, respectively.

Income Tax Benefit

We had an income tax expense of \$0.2 million \$0.05 million for the year ended December 31, 2022, December 31, 2023, compared to an expense of \$37.4 thousand \$0.2 million for the year ended December 31, 2021, December 31, 2022. The income tax expense for years ended December 31, 2022, December 31, 2023 and 2022 reflect the accrual of a valuation allowance in connection with the limitations of our indefinite lived tax assets to offset our indefinite lived tax liabilities. To the extent the tax assets are unable to offset the tax liabilities, we have recorded a deferred expense for the tax liability (a "naked credit").

As of **December 31, 2022** **December 31, 2023**, we have approximately **\$49.1 million** **\$54.0 million** of pre-tax net operating loss carryforwards for U.S. federal income tax purposes that begin to expire in 2028; federal net operating losses generated after December 31, 2017 have an indefinite life and do not expire. Additionally, we have state net operating loss carryforwards amounting to **\$52.9 million** **\$57.8 million** that begin to expire in 2029. A portion of the carryforwards may expire before being applied to reduce future income tax liabilities.

In assessing the ability to realize the deferred tax assets, we consider whether it is more likely than not that some portion or all of the deferred tax assets will not be realized. The ultimate realization of the deferred tax asset is dependent upon the generation of future taxable income during the periods in which these temporary differences become deductible. We believe it is more likely than not that the deferred tax asset will not be realized and we have accordingly recorded a full valuation allowance as of both **December 31, 2022** **December 31, 2023** and **2021, 2022**.

Net Loss

Net loss was approximately \$24.4 million or \$1.69 per share based on 14,413,154 weighted average shares outstanding for basic loss per share and on a fully diluted basis for the year ended **December 31, 2023**.

Net loss was approximately \$4.8 million or \$0.49 per share based on 9,799,021 weighted average shares outstanding for basic loss per share and \$0.56 per share based on 9,926,926 weighted average shares outstanding on a fully diluted basis for the year ended **December 31, 2022**.

Net loss was approximately \$6.5 million or \$0.85 per share based on 7,614,774 weighted average shares outstanding on a basic and on a fully diluted basis for the year ended **December 31, 2021**.

Net loss for the years ended **December 31, 2022** **December 31, 2023** and **2021, 2022**, respectively, were related to the factors discussed above.

LIQUIDITY AND CAPITAL RESOURCES

Cash Flows

	Year Ended December 31,	
	2022	2021
Statement of Cash Flows Data:		
Net cash used in operating activities	\$ (4,027,227)	\$ (1,318,717)
Net cash used in investing activities	(7,919,355)	(3,025,856)
Net cash provided by financing activities	10,913,806	3,937,823
Net decrease in cash and cash equivalents and restricted cash	(1,032,776)	(406,750)
Cash and cash equivalents and restricted cash, beginning of period	8,230,626	8,637,376
Cash and cash equivalents and restricted cash, end of period	<u>\$ 7,197,849</u>	<u>\$ 8,230,626</u>

	Year Ended December 31,	
	2023	2022
Statement of Cash Flows Data:		
Net cash used in operating activities	\$ (4,617,167)	\$ (4,027,228)
Net cash used in investing activities	(4,537,174)	(7,919,355)
Net cash provided by financing activities	9,517,183	10,913,806
Net decrease in cash and cash equivalents and restricted cash	362,842	(1,032,777)
Cash and cash equivalents and restricted cash, beginning of period	7,197,849	8,230,626
Cash and cash equivalents and restricted cash, end of period	<u>\$ 7,560,691</u>	<u>\$ 7,197,849</u>

Operating Activities

Net cash used in operating activities was \$4.0 million \$4.6 million for the year ended December 31, 2022 December 31, 2023, an increase of \$2.7 million \$0.6 million from cash used in operating activities of \$1.3 million \$4.0 million for the year ended December 31, 2021 December 31, 2022.

Our The increase in net loss of \$4.8 million for the year ended December 31, 2022 was adjusted for the following items to arrive at cash used in operating activities: operations was primarily as a result of (i) \$19.7 million of increased net loss for the period; offset by (ii) a \$3.5 million increase in non-cash items such as depreciation and amortization, bad debt expense, share-based compensation and impairment of capitalized production costs; (iii) \$8.9 million of impairment of goodwill and intangible asset; (iv) \$4.6 million of write-off of notes receivables; and (v) a \$2.1 million net change in working capital.

- \$0.9 million of goodwill impairment;
- \$0.5 million of share-based payments for compensation and Lincoln Park Capital commitment shares;
- \$0.4 million of non-cash items such as bad debt expense and other non-cash losses;
- \$0.1 million of non-cash lease expense;
- \$1.9 million of depreciation and amortization and other items such as impairments of fixed assets, ROU asset and capitalized production costs; and
- \$0.2 million of equity in losses on unconsolidated affiliates.

The above were offset by:

\$0.8 million
of non-cash
changes in
the fair
value of
liabilities;22

\$2.6
million of
changes
in
operating
assets
and
liabilities.

Our net loss of \$6.5 million for the year ended December 31, 2021 was adjusted for the following items to arrive at cash provided by operating activities:

- \$6.9 million of non-cash changes in the fair value of liabilities;
- \$0.5 million of non-cash items such as impairments, bad debt expense and other non-cash losses;
- \$2.0 million of non-cash lease expense; and
- \$2.2 million of depreciation and amortization and other items such as impairments of fixed assets and capitalized production costs.

The above were offset by:

- \$3.1 million of a gain on extinguishment of debt, primarily related to the forgiveness of PPP Loans; and
- \$3.3 million of changes in operating assets and liabilities.

Investing Activities

Net cash used in investing activities for the year ended December 31, 2023 was \$4.5 million, which related primarily to:

Outflows:

- \$4.5 million payment related to the acquisition of Special Projects, net of cash acquired; and
- \$29.0 thousand purchases of fixed assets.

Net cash used in investing activities for the year ended December 31, 2022 was \$7.9 million, which related primarily to:

Outflows:

- \$3.1 million of issuance of notes receivable;
- \$4.7 million payment related to the acquisition of Socialyte, net of cash acquired; and
- \$72,200 0.1 million purchases of fixed assets.

Net cash used in investing activities for the year ended December 31, 2021 was \$3.0 million, which related to:

Outflows:

- \$1.5 million issuance of convertible notes receivables;
- \$1.0 million investment in Midnight Theatre; and
- \$0.5 million payment related to the acquisition of B/HI, net of cash acquired.

Financing Activities

Net cash provided by financing activities was \$10.9 million for the year ended December 31, 2022, an increase of \$7.0 million from net cash provided by financing activities of \$3.9 million for the year ended December 31, 2021. December 31, 2023 mainly related to:

Inflows:

- \$5.8 million proceeds from the term loan related to Bank United;
- \$3.6 million proceeds from convertible and non-convertible notes payable;
- \$2.2 million of proceeds from the Lincoln Park facility;
- \$2.0 million proceeds from the sale of common stock through an offering; and
- \$0.4 million net proceeds from the revolving credit facility.

Outflows:

- \$3.2 million of repayment of term loan;
- \$0.5 million payment of Be Social contingent consideration;
- \$0.4 million payment of interest to related party;
- \$0.2 million payments on convertible and non-convertible notes payable; and
- \$0.2 million payments of debt origination and debt extinguishment costs.

Net cash provided by financing activities for the year ended December 31, 2022 mainly related to:

Inflows:

- \$5.8 million of proceeds from the Lincoln Park equity line of credit described below; facility;
- \$3.1 million proceeds from convertible and non-convertible notes payable and
- \$2.9 million proceeds from the BankProv term loan related to the Socialyte acquisition; loan.

Outflows:

- \$0.3 of repayment of notes payable; and
- \$0.6 payment of B/HI contingent consideration;

Net cash provided by financing activities for the year ended December 31, 2021 mainly related to:

Inflows:

- \$6.0 million of proceeds from convertible notes payable

Outflows:

- \$1.0 million from the exercise of put rights;
- \$0.9 million of repayment of the term loan; and
- \$0.1 million of repayment of notes payable consideration.

Debt and Financing Arrangements

As described below in further detail, we have taken measures to position the Company with a stronger balance sheet position, extending current loans to longer term maturities and reducing our overall debt position. Total debt amounted to \$19.3 million as of December 31, 2023 compared to \$13.7 million as of December 31, 2022 compared to \$6.2 million as of December 31, 2021, an increase of \$7.5 million \$5.6 million or 220.9% 40.9%. The increase related primarily to \$3.0 million and \$2.9 million \$5.5 million of a promissory note and term loan respectively, both in connection with the acquisition of Socialyte, refinancing transactions described below.

Our debt obligations in the next twelve months from December 31, 2022 December 31, 2023 increased from the obligations as of December 31, 2021 December 31, 2022. The current portion of the debt increased to \$4.3 million \$4.9 million from \$0.3 million \$4.3 million, mainly driven by \$3.0 million of promissory notes and \$0.4 million of due to an increase in the current portion of term loan, both related the BKU Term Loan (defined below in “Credit and Security Agreement – Refinancing Transaction”) in the amount of \$0.6 million as compared to the Socialyte acquisition. current portion of the BankProv Term Loan in the prior year. We expect our current cash position, cash expected to be generated from our operations and other availability of funds, as detailed below, to be sufficient to meet our debt requirements.

2022 Lincoln Park Transaction

On August 10, 2022, the Company entered into a new purchase agreement (the “LP 2022 Purchase Agreement”) and a registration rights agreement (the “LP 2022 Registration Rights Agreement”) with Lincoln Park Capital Fund, LLC (“Lincoln Park”), pursuant to which the Company could sell and issue to Lincoln Park, and Lincoln Park was obligated to purchase, up to \$25,000,000 in value of its shares of common stock from time to time over a 36-month period. Pursuant to the terms of the LP 2022 Registration Rights Agreement, the issuance of shares pursuant to the LP 2022 Purchase Agreement have been registered pursuant to our effective registration statement on Form S-1, and the related prospectus dated September 15, 2022.

The Company may direct Lincoln Park, at its sole discretion, and subject to certain conditions, to purchase up to 50,000 shares of common stock on any business day (a “Regular Purchase”). The amount of a Regular Purchase may be increased under certain circumstances up to 75,000 shares if the closing price is not below \$7.50 and up to 100,000 shares if the closing price is not below \$10.00, provided that Lincoln Park’s committed obligation for Regular Purchases on any business day shall not exceed \$2,000,000. The purchase price for Regular Purchases (the “Purchase Price”) shall be equal to 98.75% of the lesser of: (i) the lowest sale price of the Common Stock during the Purchase Date, or (ii) the average of the three (3) lowest closing sale prices of the Common Stock during the ten (10) business days prior to the Purchase Date. In the event we purchase the full amount allowed for a Regular Purchase on any given business day, we may also direct Lincoln Park to purchase additional amounts as accelerated and additional accelerated purchases. The purchase price for the accelerated and additional accelerated purchases shall be equal to the lesser of 96% of (i) the closing sale price on the accelerated purchase date, or (ii) such date’s volume weighted average price.

Pursuant to the terms of the LP 2022 Purchase Agreement, at the time the Company signed the LP 2022 Purchase Agreement and the LP 2022 Registration Rights Agreement, the Company issued 57,313 shares of common stock to Lincoln Park as consideration for its commitment (“LP 2022 commitment shares”) to purchase shares of our common stock under the LP 2022 Purchase Agreement. The commitment shares were recorded as a period expense and included within selling, general and administrative expenses in the consolidated statements of operations.

Under applicable rules of the NASDAQ Capital Market, we the Company could not issue or sell more than 19.99% of the shares of our common stock Common Stock outstanding immediately prior to the execution of the LP 2022 Purchase Agreement to Lincoln Park under the LP 2022 Purchase Agreement without stockholder shareholder approval. At a meeting held on September 27, 2022, our stockholders shareholders approved the issuance of up to \$25 million of shares of our common stock pursuant to the LP 2022 Purchase Agreement.

During the year ended December 31, 2022 December 31, 2023, excluding the additional commitment shares disclosed above, the Company sold 548,000 1,150,000 shares of common stock at prices ranging between \$1.92 and \$3.72 pursuant to the LP 2022 Purchase Agreement and received proceeds of \$1,436,259. Subsequent to December 31, 2022, the Company sold 250,000 shares of common stock at prices ranging between \$1.88 \$1.65 and \$2.27 pursuant to the LP 2022 Purchase Agreement and received proceeds of \$529,450. \$2.2 million. Subsequent to December 31, 2023, the Company sold 350,000 shares of common stock at prices ranging between \$1.27 and \$1.53 pursuant to the LP 2022 Purchase Agreement and received proceeds of \$495,200.

The Company evaluated the contract that includes the right to require Lincoln Park to purchase shares of common stock in the future (“put right”) considering the guidance in ASC 815-40, “Derivatives “Derivatives and Hedging — Contracts on an Entity’s Own Equity” Equity” (“ASC 815-40”) and concluded that it is an equity-linked contract that does not qualify for equity classification, and therefore requires fair value accounting. The Company has analyzed the terms of the freestanding put right and has concluded that it has an insignificant value as of December 31, 2022 December 31, 2023.

2021 Lincoln Park Transaction

On December 29, 2021, we entered into a purchase agreement (the “LP 2021 Purchase Agreement”) and a registration rights agreement (the “LP 2021 Registration Rights Agreement”) with Lincoln Park. Pursuant to the terms of the LP 2021 Purchase Agreement, Lincoln Park has agreed to purchase from us up to \$25,000,000 of our common stock (subject to certain limitations) from time to time during the term of the LP 2021 Purchase Agreement. The purchase price for the shares was the lowest of (1) lowest sale price on the date of the purchase or (2) the average of the lowest three closing prices on the last 10 business days, with a floor of \$1.00. Pursuant to the terms of the LP 2021 Registration Rights Agreement, the issuance of shares pursuant to the LP 2021 Purchase Agreement were registered pursuant to our effective shelf registration statement on Form S-3, and the related base prospectus included in the registration statement, as supplemented by a prospectus supplement filed on January 21, 2022.

Pursuant to the terms of the LP 2021 Purchase Agreement, at the time we signed the LP 2021 Purchase Agreement and the LP 2021 Registration Rights Agreement, we issued 51,827 shares of common stock to Lincoln Park as consideration for its commitment (“commitment shares”) to purchase shares of our common stock under the LP 2021 Purchase Agreement. Pursuant to the LP 2021 Purchase Agreement, we issued an additional 37,019 commitment shares on March 7, 2022.

During the year ended December 31, 2022, excluding the additional commitment shares disclosed above, we sold 1,035,000 shares of common stock at prices ranging between \$3.47 and \$5.15, pursuant to the LP 2021 Purchase Agreement and received proceeds of \$4,367,640. The LP 2021 Purchase Agreement was terminated effective August 12, 2022 in connection with the LP 2022 Purchase Agreement and the Company did not sell any shares pursuant to this agreement subsequent to that date.

During the year ended December 31, 2021 December 31, 2022, excluding the commitment shares mentioned above, the Company did not sell any sold 1,035,000 shares of common stock under the LP 2021 Purchase Agreement. at prices ranging between \$3.47 and \$5.15 and received proceeds of \$4.4 million.

Convertible Notes Payable

During the year ended ~~December 31, 2022~~ December 31, 2023, the Company issued ~~seven~~ three convertible promissory notes to four noteholders payable in the aggregate amount of ~~\$2.7 million, \$1,000,000~~. As of December 31, 2023, the Company had ten convertible notes payable outstanding. The convertible promissory notes payable bear interest at a rate of 10% per annum. Five of the convertible promissory notes mature on ~~annum~~, with initial maturity dates ranging between the second anniversary of their respective issuances and two of the convertible promissory notes mature on the fourth sixth anniversary of their respective issuances. The balance of each convertible promissory note payable and any accrued interest may be converted at the noteholder's option at any time at a ~~conversion~~ purchase price based on a 90-day average closing market price per share of the common stock. ~~Three~~ On November 15, 2023, the Company entered into agreements with two noteholders, holding a total of five convertible promissory notes, to extend the maturity date for two additional years. For one of these noteholders (holding three convertible notes), the Company agreed to lower the minimum conversion price to \$1.00 per share. For the remaining convertible notes, three may not be converted at a price less than \$2.50 per share and four of the convertible notes payable may not be converted at a price less than \$2.00 per share, which were their original terms.

As of December 31, 2023 and 2022, the principal balance of the convertible promissory notes was \$5,100,000 and \$5,050,000, respectively, of which all were recorded as noncurrent liabilities on the Company's consolidated balance sheets under the caption "Convertible notes payable".

The Company recorded interest expense related to these convertible notes payable of \$543,472 and \$275,278 during the year ended December 31, 2023 and 2022, respectively. In addition, the Company made cash interest payments amounting to \$538,764 and \$277,778 during the year ended December 30, 2023 and 2022, respectively, related to the convertible notes payable.

During the year ended December 31, 2023, the holder of two convertible notes converted the aggregate principal balance of \$900,000 into 450,000 shares of common stock at a conversion price of \$2.00 per share. At the moment of conversion, accrued interest related to these notes amounted to \$9,500 and was paid in cash.

During the year ended December 31, 2023, the Company paid \$50,000 to a noteholder as partial repayment for the convertible promissory note.

During the year ended December 31, 2022, the holder of one convertible promissory note issued during 2021 converted the principal balance of ~~\$0.5 million~~ \$500,000 into 125,604 shares of common stock at a conversion price of \$3.98 per share. At the moment of conversion, accrued interest related to this note amounted to ~~\$5.3 thousand~~ \$5,278 and was paid in cash.

As of December 31, 2022, the aggregate principal balance of the convertible promissory notes of \$5.1 million was recorded in noncurrent liabilities under the caption convertible promissory notes on the Company's consolidated balance sheets.

It is our experience that convertible notes, including their accrued interest are converted into shares of the Company's common stock and not settled through payment of cash. Although we are unable to predict the noteholder's intentions, we do not expect any change from our past experience.

Subsequent to December 31, 2022, on January 9, 2023 and January 13, 2023, the Company issued two convertible promissory notes in the aggregate amount of \$0.8 million. The convertible promissory notes bear interest at 10% per annum, mature on the second anniversary of their issuance and can be converted into shares of common stock, at the noteholder's option at any time, at a purchase price based on a 90-day average closing market price per share of the common stock. The convertible notes may not be converted at a price less than \$2.00 per share.

Convertible Notes Note Payable at Fair Value

As of ~~December 31, 2022~~ December 31, 2023, we have ~~one~~ convertible promissory notes note outstanding with ~~an~~ aggregate principal amounts of \$0.5 million for which we elected the fair value option. As such, the estimated fair value of the note was recorded on its issue date. At each balance sheet date, we record the fair value of the convertible promissory note with any changes in the fair value recorded in the consolidated statements of operations. The convertible promissory note at fair value matures on March 4, 2030 and as of ~~December 31, 2022~~ December 31, 2023, we had a balance of ~~\$0.3 million~~ \$0.4 million in noncurrent liabilities related to this convertible promissory note measured at fair value.

The Company recorded interest expense related to this convertible note payable at fair value of \$39,452 during the years ended December 31, 2023 and 2022. In addition, the Company made cash interest payments amounting to \$39,452 during the years ended December 30, 2023 and 2022 related to this convertible note payable at fair value.

Similar to the Convertible notes discussed above, our historical experience has been that these convertible notes payable at fair value are converted into shares of the Company's common stock prior to their maturity date and not settled through payment of cash.

Nonconvertible Promissory Notes

As of ~~December 30, 2022~~ December 30, 2023, we have outstanding unsecured nonconvertible promissory notes in the aggregate amount of ~~\$1.4 million~~ \$3.9 million which bear interest at a rate of 10% per annum and mature between ~~June 2023~~ November 2024 and ~~November 2024~~, March 2029. For these nonconvertible promissory notes, ~~\$0.9 million~~ \$0.5 million was recorded as current liabilities and ~~\$0.5 million~~ \$3.4 million was recorded as noncurrent liabilities as of ~~December 31, 2022~~ December 31, 2023.

During the year ended December 31, 2023, the Company issued two unsecured nonconvertible promissory notes in the aggregate amount of \$2.6 million and received proceeds of the same amount.

Subsequent to ~~December 31, 2022~~, on February 22, 2023 December 31, 2023, we entered into issued a nonconvertible promissory note in the amount to Mr. Donald Scott Mock, brother of ~~\$2.2 million~~, Mr. O'Dowd for \$900,000 and received proceeds of \$900,000. The nonconvertible promissory note bears interest at a rate of 10% per annum and matures on ~~March 31, 2028~~ January 16, 2029.

Nonconvertible Promissory Notes – Socialyte

As discussed in Note 5.4 and Note 15.14 to our consolidated financial statements included elsewhere in this Annual Report on Form 10-K, as part of the acquisition of Socialyte, we entered into an unsecured promissory note amounting to \$3.0 million (“Socialyte Promissory Note”). The Socialyte Promissory Note matures on September 30, 2023 and will be payable in two payments: \$1.5 million on June 30, 2023 and \$1.5 million on September 30, 2023, its maturity date. The Socialyte purchase agreement allows the Company to offset a working capital deficit against the Socialyte Promissory Note. As such, on June 30, 2023, the Company deferred these installment payments until the final post-closing working capital adjustment is agreed upon with the seller of Socialyte. As of December 31, 2023, the Company has a balance of \$3,000,000 in current liabilities under the caption “Notes payable”, current portion in its consolidated balance sheet related to this note.

Credit and Security Agreement

In connection with the purchase of Socialyte discussed in Note 4 to our consolidated financial statements included elsewhere in this Annual Report on Form 10-K, Socialyte, and Social MidCo, (“MidCo”), a company wholly owned by Dolphin, entered into a Credit and Security Agreement with BankProv (“Credit Agreement”), which included a \$3,000,000 secured term note (“BankProv Term Loan”) and \$500,000 of a secured revolving line of credit (“Revolver”).

Term Loan

The Bank Prov Term Loan had a term of five years, with a maturity date of November 14, 2027. The Company was required to repay the Bank Prov Term Loan through 60 consecutive monthly payments of principal, based upon a straight-line amortization period of 84 months, based on the principal amount outstanding, plus interest at an annual rate of 4% per annum, which accrues monthly 7.37%, commencing on December 14, 2022, and all continuing on the corresponding day of each month thereafter until it was paid in full. Any remaining unpaid principal balance, including accrued and unpaid interest shall and fees, if any, was to be due and payable in full on September 30, 2023 November 14, 2027, its maturity date.

The Bank Prov Term Loan was repaid on September 29, 2023 as part of the Refinancing Transaction discussed below; therefore, as of December 31, 2023, there were no amounts outstanding under the Bank Prov Term Loan.

Revolver

During the year ended December 31, 2023, the Company had drawn on \$400,000 from the Revolver, which was repaid on September 29, 2023 as part of the Refinancing Transaction discussed below. Therefore, as of December 31, 2023, there were no amounts outstanding under the Revolver. When drawn, the outstanding principal balance of the Revolver accrued interest from the date of the draw of the greater of (i) 5.50% per annum, or (ii) the Prime Rate (as defined in the Revolver) plus 0.75% per annum.

Refinancing Transaction

On September 29, 2023, the Company entered into a loan agreement with BankUnited (“BankUnited Loan Agreement”) in which the existing Credit Agreement with BankProv was repaid (the “Refinancing Transaction”). The BankUnited Loan Agreement includes: (i) \$5,800,000 secured term loan (“BKU Term Loan”), (ii) and \$750,000 of a secured revolving line of credit (“BKU Line of Credit”) and (iii) \$400,000 Commercial Card (“BKU Commercial Card”). The BKU Term Loan carries a 1.0% origination fee and matures in September 2028, the BKU Line of Credit carries an initial origination fee of 0.5% and an 0.25% fee on each annual anniversary and matures in September 2026; the BKU Commercial Card does not have any initial or annual fee and matures in September 2026. The BKU Term Loan has a declining prepayment penalty equal to 5% in year one, 4% in year two, 3% in year three, 2% in year four and 1% in year five of the outstanding balance. The BKU Line of Credit and BKU Commercial Card can be repaid without any prepayment penalty.

Interest on the BKU Term Loan accrues at 8.10% fixed rate per annum. Principal and interest on the BKU Term Loan shall be payable on a monthly basis based on a 5-year amortization. Interest on the BKU Line of credit is payable on a monthly basis, with all principal due at maturity. The BKU Commercial Card payment is due in full at the end of each bi-weekly billing cycle.

The BankUnited Credit Facility contains financial covenants tested semi-annually on a trailing twelve-month basis that require the Company to maintain a minimum debt service coverage ratio of 1.25:1.00 and a maximum funded debt/EBITDA ratio of 3.00:1.00. In addition, the BankUnited Credit Facility contains a liquidity covenant that requires the Company to hold a cash balance at BankUnited with a daily minimum deposit balance of \$1,500,000. Bank United will begin the testing of financial covenants as of June 30, 2024.

The Refinancing Transaction was accounted for as an extinguishment of debt. In connection with this extinguishment, the Company incurred a prepayment penalty of \$79,286 and wrote-off unamortized debt origination costs of \$91,859 related to the Term Loan, which were both recognized as interest expense in the condensed consolidated statement of operations.

IMAX Agreement

As discussed in Note 26, 25 to our consolidated financial statements included elsewhere in this Annual Report on Form 10-K, on June 24, 2022, we entered into the Blue Angels Agreement with IMAX. Under the terms of this agreement, we have funded \$1.5 million through December 31, 2022 and we have committed to funding up to an additional \$0.5 million of the production budget, which is expected to be disbursed in the second quarter of 2023.

Convertible Notes Receivable

As of December 31, 2022, we hold convertible notes receivable from JDDC Elemental LLC paid \$1,500,000 pursuant to the Blue Angels Agreement, which operates Midnight Theatre. These convertible notes receivable are recorded at their principal face amount plus accrued interest. Due to their short-term maturity and conversion terms (described below), these have been recorded at the face value of the note and an allowance for credit losses has not been established.

As of December 31, 2022, the Midnight Theatre notes amount to \$4.4 million, including accrued interest receivable of \$0.3 million, and are convertible at the option of the Company into Class A and B Units of Midnight Theatre. During the year ended December 31, 2022, Midnight Theatre issued the Company 16 notes amounting to \$3.1 million in the aggregate on the same terms as the previous notes.

In addition, during the year ended December 31, 2022 capitalized production costs. On April 26, 2023, we held a convertible note receivable from Stanton South LLC, which operates Crafthouse Cocktails. This note amounted paid the remaining \$500,000 pursuant to \$500,000 and was mandatorily redeemable by February 1, 2022; on that date the Crafthouse Cocktails note was converted and we were issued Series 2 membership interests of Stanton South LLC. As of December 31, 2022 Blue Angels Agreement. On November 7, 2023, the Company does not have an outstanding note receivable agreed to pay and paid 50% of additional production costs to complete the documentary in the amount of \$250,000.

On April 25, 2023, IMAX entered into the Amazon Agreement for the distribution rights of the documentary The Blue Angels. We estimate that we will derive approximately \$3.75 million from Stanton South LLC. the acquisition agreement and we expect that the documentary motion picture will be released in May of 2024.

On February 22, 2024, the Company received \$777,905 from IMAX, as a first installment in connection with the Amazon Agreement.

Critical Accounting Estimates

The preparation of financial statements in accordance with accounting principles generally accepted in the United States ("U.S. GAAP") requires management to make estimates and assumptions about future events that affect amounts reported in our consolidated financial statements and related notes, as well as the related disclosure of contingent assets and liabilities at the date of the financial statements. Management evaluates its accounting policies, estimates and judgments on an on-going basis. Management bases its estimates and judgments on historical experience and various other factors that are believed to be reasonable under the circumstances. Actual results may differ from these estimates under different assumptions and conditions. Our significant accounting policies are discussed in Part II, Item 8, Financial Statements and Supplementary Data, Note 2, "Summary of Significant Accounting Policies."

An accounting policy is considered to be critical if it requires an accounting estimate to be made based on assumptions about matters that are highly uncertain at the time the estimate is made, and if different estimates that reasonably could have been used, or changes in the accounting estimate that are reasonably likely to occur, could materially impact the consolidated financial statements.

We consider the fair value estimates, including those related to acquisitions, valuations of goodwill, intangible assets, acquisition-related contingent consideration and convertible debt to be the most critical in the preparation of our consolidated financial statements as they are important to the portrayal of our financial condition and require significant or complex judgment and estimates on the part of management. Further details on each item are discussed below. See Note 17 – Fair Value Measurements in the notes 16 to the audited our consolidated financial statements included elsewhere in this Annual Report on Form 10-K, for information pertaining to acquisition-related fair value adjustments.

Goodwill

Goodwill results from business combination acquisitions. Goodwill is recorded as the difference, if any, between the aggregate consideration paid for an acquisition and the fair value of the net tangible assets and other intangible assets acquired. As of December 31, 2022 December 31, 2023, in connection with its the acquisitions of 42West, The Door, Viewpoint, Shore Fire, Be Social, B/Hi and Socialyte our subsidiaries, we have a balance of \$29.3 million \$25.2 million of goodwill on our consolidated balance sheets which management has assigned to the entertainment publicity and marketing segment. We account for goodwill in accordance with FASB ASC No. 350, "Intangibles—Goodwill and Other Other" ("ASC 350"). Goodwill is not amortized; however, it is assessed for impairment at least annually, or more frequently if triggering events occur. The Company's annual assessment is performed in the fourth quarter.

For purposes of the annual assessment, management initially performs a qualitative assessment, which includes consideration of the economic, industry and market conditions in addition to our overall financial performance and the performance of these assets. If our qualitative assessment does not conclude that it is more likely than not that the estimated fair value of the reporting unit is greater than the carrying value, we perform a quantitative analysis. In a quantitative test, the fair value of a reporting unit is determined based on a discounted cash flow analysis. A discounted cash flow analysis requires us to make various assumptions, including assumptions about future cash flows, growth rates and discount rates. The assumptions about future cash flows and growth rates are based on our long-term projections. Assumptions used in our impairment testing are consistent with our internal forecasts and operating plans. If the fair value of the reporting unit exceeds its carrying amount, there is no impairment. If not, we recognize an impairment equal to the difference between the carrying amount of the reporting unit and its fair value, not to exceed the carrying amount of goodwill.

During the second quarter of the 2023 year, the Company's stock price remained constant and did not respond as positively as expected to new information on the Company's future projects and forecasts; this, in combination with recurring net losses, resulted in the Company's market capitalization to be less than the Company's book value. The Company considered this to be a triggering event, and therefore performed a quantitative analysis of the fair value of goodwill during the second quarter of 2023. As a result of this quantitative analysis, during the second quarter of 2023, the Company recorded an impairment of goodwill amounting to \$6.5 million, which is included in the consolidated statement of operations for the year ended December 31, 2023.

In addition, as part of the Company's annual goodwill impairment review, we performed a quantitative assessment that determined that the fair value was greater than the carrying value with the exception of one of the reporting units in the entertainment publicity and marketing segment. For the goodwill value assigned to that reporting unit, we concluded the fair value of that reporting unit's goodwill was below its carrying amount. As a result, we recorded an impairment charge amounting to \$3.0 million, which is included in the condensed consolidated statement of operations for the year ended December 31, 2023.

During the fourth quarter of 2022, we bypassed the optional qualitative assessment and performed a quantitative assessment. We concluded assessment that except as it relates to Viewpoint, it is more likely than not determined that the fair value was greater than the carrying value with the exception of one of its reporting units in the reporting unit was not less than its carrying amount, entertainment publicity and marketing segment. For the goodwill value assigned to Viewpoint, that reporting unit, we concluded the fair value of that reporting unit's goodwill was below its carrying amount. As a result, an impairment charge of \$0.9 million was recorded during the year ended December 31, 2022. No impairment charges were recorded during the year ended December 31, 2021.

Intangible assets

In connection with the acquisitions of 42West, The Door, Viewpoint, Shore Fire, Be Social, B/HI and Socialyte, our subsidiaries, the Company acquired in aggregate an estimated \$18.7 million \$22.5 million of intangible assets with finite useful lives initially estimated to range from 2 to 13 years. The intangible assets consist primarily of customer relationships, trade names and non-compete agreements.

Intangible assets are initially recorded at fair value and are amortized using the straight-line method over their respective estimated useful lives and reviewed for impairment whenever events or changes in circumstances indicate that the carrying amount of the asset may not be recoverable. If a triggering event has occurred, an impairment analysis is required. The impairment test first requires a comparison of undiscounted future cash flows expected to be generated over the useful life of an asset to the carrying value of the asset. If the carrying value of the asset exceeds the undiscounted cash flows, the asset would not be deemed recoverable. Impairment would then be measured as the excess of the asset's carrying value over its fair value. See Note 65 to the consolidated financial statements included elsewhere in this Annual Report on Form 10-K for further discussion. Events or circumstances that might require impairment testing include the loss of a significant client or clients, the identification of other impaired assets within a reporting unit, loss of key personnel, the disposition of a significant portion of a reporting unit, significant decline in stock price or a significant adverse change in business climate or regulations.

During the year ended December 31, 2022 December 31, 2023, we recognized an impairment of the trademarks and trade names of Socialyte and Be Social in connection with the rebranding of both subsidiaries as the new "The Digital Dept." of the Company. The impairment amount was determined to be the carrying value of both the trademark and trade name intangible assets as of September 30, 2023 (the date the rebranding was effective), which amounted to \$341,417 during the year ended December 31, 2023 and is included within impairment of intangible assets in the consolidated statements of operations.

During the year ended December 31, 2023, we amortized \$1.5 million \$2.1 million that was recorded in our consolidated statement of operations related to our intangible assets.

Business Combinations and Contingent Consideration

The determination of the fair value of net assets acquired in a business combination and specifically the estimates of acquisition-related contingent consideration (sometimes referred to as "earn-out liabilities") requires estimates and judgments of future cash flow expectations for the acquired business and the related identifiable tangible and intangible assets. Fair values of net assets acquired are calculated using expected cash flows and industry-standard valuation techniques. Fair values of earn-out liabilities are estimated using income approaches such as discounted cash flows or option pricing models.

Due to the time required to gather and analyze the necessary data for each acquisition, U.S. GAAP provides a “measurement period” of up to one year in which to finalize these fair value determinations. During the measurement period, preliminary fair value estimates may be revised if new information is obtained about the facts and circumstances existing as of the date of acquisition, or based on the final net assets and working capital of the acquired business, as prescribed in the applicable purchase agreement. Such adjustments may result in the recognition of, or an adjustment to the fair values of, acquisition-related assets and liabilities and/or consideration paid, and are referred to as “measurement period” adjustments. Measurement period adjustments are recorded to goodwill. Other revisions to fair value estimates for acquisitions are reflected as income or expense, as appropriate. See Note 5 – Acquisitions in the notes 4 to the audited our consolidated financial statements included elsewhere in this Annual Report on Form 10-K, for information pertaining to acquisition-related fair value adjustments.

Significant changes in the assumptions or estimates used in the underlying valuations, including the expected profitability or cash flows of an acquired business, could materially affect our operating results in the period such changes are recognized.

Convertible debt

The terms of our convertible debt agreements are evaluated to determine whether the convertible debt instruments contain both liability and equity components, in which case the instrument is a compound financial instrument. Convertible debt agreements are also evaluated to determine whether they contain embedded derivatives, in which case the instrument is a hybrid financial instrument. Judgement is required to determine the classification of such financial instruments based on the terms and conditions of the convertible debt agreements.

Estimation methods are used to determine the fair values of the liability and equity components of compound financial instruments and to determine the fair value of embedded derivatives included in hybrid financial instruments. Fair values of convertible debt are estimated using pricing models such as the Monte Carlo Simulation. Evaluating the reasonableness of these estimations and the assumptions and inputs used in the valuation methods requires a significant amount of judgement and is therefore subject to an inherent risk of error. See Notes 14 – Convertible Notes Payable At Fair Value Note 13 and 17 – Fair Value Measurements in the notes Note 16 to the audited our consolidated financial statements included elsewhere in this Annual Report on Form 10-K, for information pertaining to acquisition-related fair value adjustments.

Recent Accounting Pronouncements

For a discussion of recent accounting pronouncements, see Note 2 to the consolidated financial statements included elsewhere in this Annual Report on Form 10-K.

ITEM 7A. QUANTITATIVE AND QUALITATIVE DISCLOSURES ABOUT MARKET RISK

Not required for smaller reporting companies.

ITEM 8. FINANCIAL STATEMENTS AND SUPPLEMENTARY DATA

The financial statements required by this Item 8 are included at the end of this Report beginning on page F-1 as follows:

	Page
Reports of Independent Registered Public Accounting Firm (Grant Thornton LLP, Fort Lauderdale, FL, Auditor (Auditor Firm ID: 248)	F-2
Report of Independent Registered Public Accounting Firm (BDO USA, LLP, Miami, FL, Auditor Firm ID: 243)	F-3
Consolidated Balance Sheets as of December 31, 2022 December 31, 2023 and 2021 2022	F-4
Consolidated Statements of Operations for the years ended December 31, 2022 December 31, 2023 and 2021 2022	F-6
Consolidated Statements of Cash Flows for the years ended December 31, 2022 December 31, 2023 and 2021 2022	F-7
Consolidated Statements of Changes in Stockholders' Equity for the years ended December 31, 2022 December 31, 2023 and 2021 2022	F-9
Notes to Consolidated Financial Statements	F-10

ITEM 9. CHANGES IN AND DISAGREEMENTS WITH ACCOUNTANTS ON ACCOUNTING AND FINANCIAL DISCLOSURE

None.

ITEM 9A. CONTROLS AND PROCEDURES

Evaluation of Disclosure Controls and Procedures

Disclosure controls and procedures are controls and other procedures that are designed to ensure that information required to be disclosed in our reports filed or submitted under the Exchange Act is recorded, processed, summarized and reported, within the time periods specified in the SEC’s rules and forms. Disclosure controls and procedures include, without limitation, controls and procedures designed to ensure that information required to be disclosed in our reports filed under the Exchange Act is accumulated and communicated to management, including our Chief Executive Officer and Chief Financial Officer, to allow timely decisions regarding required disclosure.

We carried out an evaluation of the effectiveness of the design and operation of our disclosure controls and procedures (as defined in Exchange Act Rules 13a-15(e) and 15d-15(e)) as of December 31, 2022 December 31, 2023. Based upon that evaluation, our Chief Executive Officer and Chief Financial Officer concluded that our disclosure controls and procedures were not effective due to material weaknesses identified in our internal control over financial reporting described below.

Management’s Report on Internal Control Over Financial Reporting

We are responsible for establishing and maintaining adequate internal control over financial reporting as such term is defined by Exchange Act Rule 13a-15(f). Our internal controls are designed to provide reasonable assurance as to the reliability of our financial statements for external purposes in accordance with accounting principles generally accepted in the United States.

Internal control over financial reporting has inherent limitations and may not prevent or detect misstatements. Therefore, even those systems determined to be effective can provide only reasonable, not absolute, assurance with respect to financial statement preparation and presentation. Further, because of changes in conditions, the effectiveness of internal control over financial reporting may vary over time.

A material weakness is a deficiency, or a combination of deficiencies, in internal control over financial reporting such that there is a reasonable possibility that a material misstatement of our annual or interim financial statements will not be prevented or detected on a timely basis.

Under the supervision and with the participation of our Chief Executive Officer and Chief Financial Officer, we have evaluated the effectiveness of our internal control over financial reporting as of **December 31, 2022** **December 31, 2023**, as required by Exchange Act Rule 13a-15(c). The framework on which such evaluation was based is contained in the report entitled “Internal Control — Integrated Framework” issued by the Committee of Sponsoring Organizations of the Treadway Commission (2013 Framework) (the “COSO Report”). We concluded that based on our evaluation, our internal control over financial reporting was not effective as of **December 31, 2022** **December 31, 2023**, due to the following material weaknesses:

Control Environment, Risk Assessment, and Monitoring

As previously reported, we did not maintain appropriately designed entity-level controls impacting the control environment, risk assessment procedures, and monitoring activities to prevent or detect material misstatements in the consolidated financial statements. These deficiencies were attributed to: (i) lack of structure and responsibility, insufficient number of qualified resources and inadequate oversight and accountability over the performance of controls, (ii) ineffective identification and assessment of risks impacting internal control over financial reporting, including fraud risks, and (iii) ineffective evaluation and determination as to whether the components of internal control were present and functioning.

Control Activities and Information and Communication

These material weaknesses contributed to the following additional material weaknesses within certain business processes and the information technology environment:

- We did not fully design, implement and monitor general information technology controls in the areas of user access, and segregation of duties for systems supporting substantially all of the Company’s internal control processes.
- We did not design and implement, and retain appropriate documentation of formal accounting policies, procedures and controls across substantially all of the Company’s business processes to achieve timely, complete and accurate financial accounting, reporting, and disclosures. Additionally, we did not design and implement adequate controls pertaining to the period-end financial reporting, classification of contingent consideration, journal entries, completeness and accuracy of underlying data used in the performance of controls and account reconciliations.
- We did not appropriately design and implement management review controls at a sufficient level of precision to detect a material misstatement over complex accounting areas and disclosures including business combinations, complex transactions, revenue recognition, income tax, and lease accounting.

We are neither an accelerated filer nor a large accelerated filer, as defined in Rule 12b-2 under the Exchange Act, and are not otherwise including in this **2022 2023** Form 10-K an attestation report of our independent registered public accounting firm regarding internal control over financial reporting. Management’s report was not required to be attested to by our registered public accounting firm pursuant to Item 308(b) of Regulation S-K.

Management’s Remediation Plan for Material Weaknesses in Internal Control over Financial Reporting

The Company and its Board are committed to maintaining a strong internal control environment. We have begun the process of designing and implementing effective internal controls measures to improve our internal control over financial reporting and remediate the material weaknesses. Our internal control remediation efforts include the following:

- Developing formal policies and procedures over the Company’s fraud risk assessment and risk management function;
- Developing policies and procedures to enhance the precision of management review of financial statement information and control impact of changes in the external environment;
- We have entered into an agreement with a third-party consultant that assists us in analyzing complex transactions and the appropriate accounting treatment;
- We have implemented a new enterprise resource planning systems that will allow us to setup proper review and approval of transactions;
- We are enhancing our policies, procedures and documentation of period end closing procedures;
- Implementing policies and procedures to enhance independent review and documentation of journal entries, including segregation of duties; and
- Reevaluating our monitoring activities for relevant controls.

Management is beginning the process of implementing and monitoring the effectiveness of these and other processes, procedures and controls and will make any further changes deemed appropriate. Management believes our planned remedial efforts will effectively remediate the identified material weaknesses. As we continue to evaluate and work to improve our internal control over financial reporting, management may determine it is necessary to take additional measures to address control deficiencies or determine it necessary to modify the remediation plan described above above.

Limitations on Effectiveness of Controls and Procedures

A control system, no matter how well designed and operated, can provide only reasonable, not absolute, assurance that the control system's objectives will be met. We do not expect that our disclosure controls will prevent or detect all errors and all fraud. Further, the design of a control system must reflect the fact that there are resource constraints, and the benefits of controls must be considered relative to their costs. Because of the inherent limitations in all control systems, no evaluation of controls can provide absolute assurance that all control issues and instances of fraud, if any, within the Company have been detected. These inherent limitations include the realities that judgments in decision-making can be faulty, and that breakdowns can occur because of simple error or mistake. Controls can also be circumvented by the individual acts of some persons, by collusion of two or more people, or by management override of the controls. The design of any system of controls is based in part upon certain assumptions about the likelihood of future events, and there can be no assurance that any design will succeed in achieving its stated goals under all potential future conditions. Over time, controls may become inadequate because of changes in conditions or deterioration in the degree of compliance with associated policies or procedures. Because of the inherent limitations in a cost-effective control system, misstatements due to error or fraud may occur and not be detected.

Changes in Internal Controls

During the most recently completed fiscal quarter, there have been no changes in our internal control over financial reporting (as defined in Rules 13a-15(f) and 15d-15(f) under the Exchange Act) that have materially affected, or are reasonably likely to materially affect, our internal control over financial reporting.

ITEM 9B. OTHER INFORMATION

None. During the Company's fourth quarter, no director or officer adopted or terminated a Rule 10b5-1 trading arrangement or a non-Rule 10B5-1 trading arrangement.

ITEM 9C. DISCLOSURE REGARDING FOREIGN JURISDICTIONS THAT PREVENT INSPECTIONS

Not applicable

PART III

ITEM 10. DIRECTORS, EXECUTIVE OFFICERS AND CORPORATE GOVERNANCE

The information required by this item is incorporated by reference to our Proxy Statement for our 2023 2024 Annual Meeting of Shareholders to be filed with the SEC within 120 days after the end of the fiscal year ended December 31, 2021 December 31, 2023 and is incorporated herein by reference.

ITEM 11. EXECUTIVE COMPENSATION

The information required by this item is incorporated by reference to our Proxy Statement for our 2023 2024 Annual Meeting of Shareholders to be filed with the SEC within 120 days after the end of the fiscal year ended December 31, 2021 December 31, 2023 and is incorporated herein by reference.

ITEM 12. SECURITY OWNERSHIP OF CERTAIN BENEFICIAL OWNERS AND MANAGEMENT AND RELATED STOCKHOLDER MATTERS

The information required by this item is incorporated by reference to our Proxy Statement for our 2023 2024 Annual Meeting of Shareholders to be filed with the SEC within 120 days after the end of the fiscal year ended December 31, 2021 December 31, 2023 and is incorporated herein by reference.

ITEM 13. CERTAIN RELATIONSHIPS AND RELATED TRANSACTIONS, AND DIRECTOR INDEPENDENCE

The information required by this item is incorporated by reference to our Proxy Statement for our 2023 2024 Annual Meeting of Shareholders to be filed with the SEC within 120 days after the end of the fiscal year ended December 31, 2021 December 31, 2023 and is incorporated herein by reference.

ITEM 14. PRINCIPAL ACCOUNTING FEES AND SERVICES

The information required by this item is incorporated by reference to our Proxy Statement for our 2023 2024 Annual Meeting of Shareholders to be filed with the SEC within 120 days after the end of the fiscal year ended December 31, 2021 December 31, 2023 and is incorporated herein by reference.

31 33

PART IV

ITEM 15. EXHIBIT AND FINANCIAL STATEMENT SCHEDULES

(a) Documents filed as part of this report:

(1) Financial Statements

See Item 8 for Financial Statements included with this Annual Report on Form 10-K.

(2) Financial Statement Schedules

None.

(3) Exhibits

The exhibits identified in the Exhibit Index below are included herein or incorporated by reference.

Exhibit Index

Exhibit No.	Description	Incorporated by Reference
1.1	Underwriting Agreement, dated October 31, 2023	Incorporated herein by reference to Exhibit 1.1 to the Company's Current Report on Form 8-K, filed on November 2, 2023.
2.1	Agreement and Plan of Merger, dated July 5, 2018, by and among the Company, The Door, Merger Sub and the Members.	Incorporated herein by reference to Exhibit 2.1 to the Company's Current Report on Form 8-K, filed on July 11, 2018.
2.2		
2.3*	Membership Interest Purchase Agreement dated August 17, 2020 as of October 2, 2023, by and among Dolphin Entertainment, Inc., and the Company and Alison Grant Sellers party thereto.	Incorporated herein by reference to Exhibit 2.1 to the Company's Current Report on Form 8-K, filed on August 26, 2020 October 6, 2023.
3.1	Amended and Restated Articles of Incorporation of Dolphin Entertainment, Inc., (conformed copy incorporating all amendments through September 29, 2022).	Filed herewith. Incorporated herein by reference to Exhibit 3.1 to the Company's Annual Report on Form 10-K, filed on March 31, 2023.
3.2	Bylaws of Dolphin Digital Media, Inc., dated as of December 3, 2014.	Incorporated herein by reference to Exhibit 3.2 to the Company's Current Report on Form 8-K, filed on December 9, 2014.
4.1	Registration Rights Agreement, dated July 5, 2018, by and among the Company and the Members party thereto.	Incorporated herein by reference to Exhibit 4.1 to Current Report on Form 8-K, filed on July 11, 2018.
4.2	Description of Common Stock	Incorporated herein by reference to Exhibit 4.1 to the Company's Annual Report on Form 10-K for the year ended December 31, 2020
4.3	Form of Convertible Promissory Note	Incorporated herein by reference to Exhibit 4.1 to the Company's Current Report on Form 8-K filed on January 13, 2023.
4.4	Registration Rights Agreement dated as of October 2, 2023, by and among Dolphin Entertainment, Inc., and the Sellers party thereto.	Incorporated herein by reference to Exhibit 4.1 to the Company's Current Report on Form 8-K, filed on October 6, 2023.
10.1	Dolphin Entertainment Inc., 2017 Equity Incentive Plan. [†]	Incorporated herein by reference to Exhibit 10.1 to the Company's Registration Statement on Form S-8, filed on August 8, 2017.
10.2	Promissory Note, dated October 1, 2016, in favor of Dolphin Entertainment, LLC (formerly, Dolphin Entertainment, Inc.).	Incorporated herein by reference to Exhibit 10.18 to the Registration Statement on Form S-1/A (SEC File No. 333-219029), filed on December 05, 2017.
10.3	Purchase agreement dated December 29, 2021 August 10, 2022 with Lincoln Park Capital Fund LLC, LLC	Incorporated herein by reference to Exhibit 10.1 to Current Quarterly Report on Form 8-K, 10-Q, filed on December 30, 2021 August 15, 2022.
10.4	Registration Rights Agreement dated December 29, 2021 August 10, 2022 with Lincoln Park Capital Fund LLC	Incorporated herein by reference to Exhibit 10.2 to Current Report on Form 8-K filed on December 30, 2021.
10.5	Purchase agreement dated August 10, 2022 with Lincoln Park Capital Fund LLC	Incorporated herein by reference to Exhibit 10.1 to Current Quarterly Report on Form 10-Q, filed on August 15, 2022.
10.6 10.5	Registration Rights Agreement dated August 10, 2022 with Lincoln Park Capital Fund LLC	Incorporated herein by reference to Exhibit 10.2 to Current Report on Form 10-Q, filed on August 15, 2022.
10.7	Membership Interest Purchase Agreement dated as of November 14, 2022, by and between Dolphin Entertainment, Inc. and NSL Ventures, LLC.	Incorporated herein by reference to Exhibit 10.1 to Current the Company's Quarterly Report on Form 10-Q, filed on November 14, 2022.
10.6	Form of Subscription Agreement	Incorporated herein by reference to Exhibit 10.1 to the Company's Current Report on Form 8-K filed on January 13, 2023.
21.1	List of Subsidiaries of the Company.	Filed herewith.
23.1	Consent of BDO USA, LLP, Grant Thornton LLP	Filed herewith.
31.1	Certification of Chief Executive Officer of the Company, pursuant to Section 302 of the Sarbanes-Oxley Act of 2002.	Filed herewith.
31.2	Certification of Chief Financial Officer of the Company pursuant to Section 302 of the Sarbanes-Oxley Act of 2002.	Filed herewith.
32.1	Certification of Chief Executive Officer of the Company pursuant to Section 906 of the Sarbanes-Oxley Act of 2002.	Furnished herewith.
32.2	Certification of Chief Financial Officer of the Company pursuant to Section 906 of the Sarbanes-Oxley Act of 2002.	Furnished herewith.
101.INS	Inline XBRL Instance Document (the instance document does not appear in the Interactive Data File because its XBRL tags are embedded within the Inline XBRL document)	Filed herewith.
101.SCH	Inline XBRL Taxonomy Extension Schema Document	Filed herewith.
101.CAL	Inline XBRL Taxonomy Extension Calculation Linkbase Document	Filed herewith.
101.DEF	Inline XBRL Taxonomy Extension Definition Linkbase Document	Filed herewith.
101.LAB	Inline XBRL Taxonomy Extension Label Linkbase Document	Filed herewith.

101.PRE	Inline XBRL Taxonomy Extension Presentation Linkbase Document	Filed herewith.
104	Cover Page Interactive Data File (formatted as Inline XBRL and contained in Exhibit 101)	

† Management contract or compensatory plan or arrangement.
* Schedules (and similar attachments) have been omitted pursuant to Item 601(b)(2) of Regulation S-K. The Company agrees to furnish supplementally a copy of any omitted schedule to the Securities and Exchange Commission upon request.

ITEM 16 FORM 10-K SUMMARY

None.

SIGNATURES

In accordance with Section 13 or 15(d) of the Exchange Act of 1934, the Registrant caused this report to be signed on its behalf by the undersigned, thereunto duly authorized.
DOLPHIN ENTERTAINMENT, INC.

Dated: March 31, 2023 By: /s/ William O'Dowd, IV
William O'Dowd, IV
Chief Executive Officer

Dated: March 31, 2023 By: /s/ Mirta A Negrini
Mirta A Negrini
Chief Financial and Operating Officer

Pursuant to the requirements of the Securities Exchange Act of 1934, this report has been signed below by the following persons on behalf of the Registrant and in the capacities and on the dates indicated.

Signature	Title	Date
/s/ William O'Dowd, IV William O'Dowd, IV	Chairman, President and Chief Executive Officer (Principal Executive Officer)	March 31, 2023
/s/ Mirta A Negrini Mirta A Negrini	Chief Financial and Operating Officer and Director (Principal Financial Officer and Principal Accounting Officer)	March 31, 2023
/s/ Michael Espensen Michael Espensen	Director	March 31, 2023
/s/ Nelson Famadas Nelson Famadas	Director	March 31, 2023
/s/ Anthony Leo Anthony Leo	Director	March 31, 2023
/s/ Nicholas Stanham Nicholas Stanham	Director	March 31, 2023
/s/ Claudia Grillo Claudia Grillo	Director	March 31, 2023

INDEX TO FINANCIAL STATEMENTS

Dolphin Entertainment, Inc.
Audited Consolidated Financial Statements

	Page
Reports of Independent Registered Public Accounting Firm (Grant Thornton LLP, Fort Lauderdale, FL, Auditor Firm (Auditor Firm ID: 248)	F-2
Report of Independent Registered Public Accounting Firm (BDO USA, LLP, Miami, FL, Auditor Firm ID: 243)	F-3
Consolidated Balance Sheets as of December 31, 2022 December 31, 2023 and 2021 2022	F-4 F-3
Consolidated Statements of Operations for the years ended December 31, 2022 December 31, 2023 and 2021 2022	F-6 F-5
Consolidated Statements of Cash Flows for the years ended December 31, 2022 December 31, 2023 and 2021 2022	F-7 F-6
Consolidated Statements of Changes in Stockholders' Equity for the years ended December 31, 2022 December 31, 2023 and 2021 2022	F-9 F-8
Notes to Consolidated Financial Statements	F-10 F-9

REPORT OF INDEPENDENT REGISTERED PUBLIC ACCOUNTING FIRM

Board of Directors and Stockholders

Dolphin Entertainment, Inc.

Opinion on the financial statements

We have audited the accompanying consolidated balance sheet sheets of Dolphin of Dolphin Entertainment, Inc. (a Florida corporation) and subsidiaries (the "Company") as of December 31, 2022, December 31, 2023 and 2022, the related consolidated statements of operations, changes in stockholders' equity, and cash flows for each of the year then two years in the period ended December 31, 2023, and the related notes (collectively referred to as the "financial statements"). In our opinion, the financial statements present fairly, in all material respects, the financial position of the Company at December 31, 2022, as of December 31, 2023 and 2022, and the results of its operations and its cash flows for each of the year then two years in the period ended December 31, 2023, in conformity with accounting principles generally accepted in the United States of America.

Basis for opinion

These financial statements are the responsibility of the Company's management. Our responsibility is to express an opinion on the Company's financial statements based on our audit, audits. We are a public accounting firm registered with the Public Company Accounting Oversight Board (United States) ("PCAOB") and are required to be independent with respect to the Company in accordance with the U.S. federal securities laws and the applicable rules and regulations of the Securities and Exchange Commission and the PCAOB.

We conducted our audit audits in accordance with the standards of the PCAOB. Those standards require that we plan and perform the audit to obtain reasonable assurance about whether the financial statements are free of material misstatement, whether due to error or fraud. The Company is not required to have, nor were we engaged to perform, an audit of its internal control over financial reporting. As part of our audit audits we are required to obtain an understanding of internal control over financial reporting but not for the purpose of expressing an opinion on the effectiveness of the Company's internal control over financial reporting. Accordingly, we express no such opinion.

Our audit audits included performing procedures to assess the risks of material misstatement of the financial statements, whether due to error or fraud, and performing procedures that respond to those risks. Such procedures included examining, on a test basis, evidence regarding the amounts and disclosures in the financial statements. Our audit audits also included evaluating the accounting principles used and significant estimates made by management, as well as evaluating the overall presentation of the financial statements. We believe that our audit provides audits provide a reasonable basis for our opinion.

Critical audit matter

The critical audit matter communicated below is a matter arising from the current period audit of the financial statements that was communicated or required to be communicated to the audit committee and that: (1) relates to accounts or disclosures that are material to the financial statements and (2) involved our especially challenging, subjective, or complex judgments. The communication of critical audit matters does not alter in any way our opinion on the financial statements, taken as a whole, and we are not, by communicating the critical audit matter below, providing a separate opinion on the critical audit matter or on the accounts or disclosures to which it relates, relates.

Goodwill Impairment Assessment - 42West Socialyte Reporting Unit

As described further in Note Notes 2 and Note 6 5 to the financial statements, management evaluates goodwill for impairment on an annual basis, or more frequently if impairment indicators exist, at the reporting unit level. Management estimated the fair values of its reporting units using a combination of the income and market approaches. The determination of the fair value of the reporting units requires management to make significant estimates and assumptions related to forecasts the preparation of discounted future revenues, earnings before interest and tax ("EBITA") and discount rates, cash flows. We identified the goodwill impairment assessment of the 42West Socialyte reporting unit as a critical audit matter.

The principal considerations consideration for our determination that the goodwill impairment assessment of the 42West Socialyte reporting unit is a critical audit matter is that changes in the assumptions related to forecasts the preparation of discounted future revenues, EBITA and discount rates cash flows could materially affect the determination of the fair value of the reporting unit, the amount of any goodwill impairment charge, or both. Management utilized significant judgment when estimating the fair value of the 42West Socialyte reporting unit and auditing management's judgments regarding forecasts of revenue, EBITA earnings before interest and taxes, and the application of a discount rates rate involved a high degree of subjectivity due to the estimation uncertainty of management's significant judgments, uncertainty.

Our audit procedures related to the goodwill impairment assessment of the 42West Socialyte reporting unit included the following, among others; others:

- We evaluated management's process for determining the fair value of the 42West Socialyte reporting unit.
- We evaluated the appropriateness of the valuation method utilized.
- We tested that evaluated the forecasts reasonableness of forecasted revenue and earnings before interest and taxes, and whether they were reasonable and consistent with historical performance and third-party market data.
- We evaluated management's ability to accurately forecast future revenue and EBITA earnings before interest and taxes by comparing the prior year forecast to actual results in the current year.
- We evaluated the reasonableness of the discount rate utilized in the discounted cash flow model with the assistance of our internal valuation specialists.

/s/ GRANT THORNTON LLP

We have served as the Company's auditor since 2022.

Fort Lauderdale, Florida
March 31, 2023, 2024

F-2

REPORT OF INDEPENDENT REGISTERED PUBLIC ACCOUNTING FIRM

Shareholders and Board of Directors
Dolphin Entertainment, Inc.
Coral Gables, Florida

Opinion on the Consolidated Financial Statements

We have audited the accompanying consolidated balance sheet of Dolphin Entertainment, Inc. (the “Company”) as of December 31, 2021, the related consolidated statements of operations, stockholders’ equity, and cash flows for the year ended December 31, 2021, and the related notes (collectively referred to as the “consolidated financial statements”). In our opinion, the consolidated financial statements present fairly, in all material respects, the financial position of the Company at December 31, 2021, and the results of its operations and its cash flows for the year ended December 31, 2021, in conformity with accounting principles generally accepted in the United States of America.

Basis for Opinion

These consolidated financial statements are the responsibility of the Company’s management. Our responsibility is to express an opinion on the Company’s consolidated financial statements based on our audit. We are a public accounting firm registered with the Public Company Accounting Oversight Board (United States) (“PCAOB”) and are required to be independent with respect to the Company in accordance with the U.S. federal securities laws and the applicable rules and regulations of the Securities and Exchange Commission and the PCAOB.

We conducted our audit in accordance with the standards of the PCAOB. Those standards require that we plan and perform the audit to obtain reasonable assurance about whether the consolidated financial statements are free of material misstatement, whether due to error or fraud.

Our audit included performing procedures to assess the risks of material misstatement of the consolidated financial statements, whether due to error or fraud, and performing procedures that respond to those risks. Such procedures included examining, on a test basis, evidence regarding the amounts and disclosures in the consolidated financial statements. Our audit also included evaluating the accounting principles used and significant estimates made by management, as well as evaluating the overall presentation of the consolidated financial statements. We believe that our audit provides a reasonable basis for our opinion.

/s/ BDO USA, LLP

We have served as the Company’s auditor from 2014 to 2021.

Miami, Florida

May 25, 2022

DOLPHIN ENTERTAINMENT, INC. AND SUBSIDIARIES

§

Consolidated Balance Sheets

As of December 31, 2022 December 31, 2023 and 2021 2022

	2022	2021	2023	2022
ASSETS				
Current				
Cash and cash equivalents	\$ 6,069,889	\$ 7,688,743	\$ 6,432,731	\$ 6,069,889
Restricted cash	1,127,960	541,883	1,127,960	1,127,960
Accounts receivable:				
Trade, net of allowance of \$736,820 and \$627,553, respectively	6,162,472	4,513,179		
Trade, net of allowance of \$1,456,752 and \$736,820, respectively			5,817,615	6,162,472
Other receivables	5,552,993	3,583,357	6,643,960	5,552,993
Notes receivable	4,426,700	1,510,137	—	4,426,700
Other current assets	523,812	450,060	701,335	523,812
Total current assets	23,863,826	18,287,359	20,723,601	23,863,826
Capitalized production costs, net	1,598,412	137,235	2,295,275	1,598,412
Employee receivable	604,085	366,085	796,085	604,085
Right-of-use assets	7,341,045	6,129,411	5,599,736	7,341,045
Goodwill	29,314,083	20,021,357	25,220,085	29,314,083
Intangible assets, net	9,884,336	6,142,067	11,209,664	9,884,336
Property, equipment and leasehold improvements, net	293,206	473,662	194,223	293,206
Other long-term assets	2,477,839	1,234,275	216,305	2,477,839
Total Assets	\$ 75,376,832	\$ 52,791,451	\$ 66,254,974	\$ 75,376,832

(Continued)

The accompanying notes are an integral part of these consolidated financial statements.

F-4 F-3

DOLPHIN ENTERTAINMENT, INC. AND SUBSIDIARIES
Consolidated Balance Sheets (Continued)
As of **December 31, 2022** December 31, 2023 and **2021** 2022

	2022	2021	2023	2022
<u>LIABILITIES</u>				
Current				
Accounts payable	\$ 4,798,221	\$ 942,085	\$ 6,892,349	\$ 4,798,221
Term loan, current portion	408,905	—	980,651	408,905
Revolving line of credit			400,000	—
Notes payable, current portion	3,868,960	307,685	3,500,000	3,868,960
Contingent consideration	500,000	600,000	—	500,000
Accrued interest – related party	1,744,723	1,621,437	1,718,009	1,744,723
Accrued compensation – related party	2,625,000	2,625,000	2,625,000	2,625,000
Lease liability, current portion	2,073,547	1,600,107	2,192,213	2,073,547
Deferred revenue	1,641,459	406,373	1,451,709	1,641,459
Other current liabilities	7,626,836	6,850,584	7,694,114	7,626,836
Total current liabilities	25,287,651	14,953,271	27,454,045	25,287,651
Noncurrent				
Term loan, noncurrent portion	2,458,687	—	4,501,963	2,458,687
Notes payable, noncurrent portion	500,000	868,959	3,380,000	500,000
Convertible notes payable	5,050,000	2,900,000	5,100,000	5,050,000
Convertible notes payable at fair value	343,556	998,135	355,000	343,556
Loan from related party	1,107,873	1,107,873	1,107,873	1,107,873
Contingent consideration	238,821	3,684,221	—	238,821
Lease liability	6,012,049	5,132,895	4,068,642	6,012,049
Deferred tax liability	253,188	76,207	306,691	253,188
Warrant liability	15,000	135,000	5,000	15,000
Other noncurrent liabilities	18,915	—	18,915	18,915
Total Liabilities	41,285,740	29,856,561	46,298,129	41,285,740
Commitments and contingencies (Note 27)				
Commitments and contingencies (Note 26)				
<u>STOCKHOLDERS' EQUITY</u>				
Preferred Stock, Series C, \$0.001 par value, 50,000 shares authorized, 50,000 shares issued and outstanding at December 31, 2022 and 2021	1,000	1,000		
Common stock, \$0.015 par value, 200,000,000 shares authorized, 12,340,664 and 8,020,381 shares issued and outstanding at December 31, 2022 and December 31, 2021, respectively	185,110	120,306		
Preferred Stock, Series C, \$0.001 par value, 50,000 shares authorized, 50,000 shares issued and outstanding at December 31, 2023 and 2022			1,000	1,000
Common stock, \$0.015 par value, 200,000,000 shares authorized, 18,219,531 and 12,340,664 shares issued and outstanding at December 31, 2023 and 2022, respectively			273,293	185,110
Additional paid in capital	143,119,461	127,247,928	153,293,756	143,119,461
Accumulated deficit	(109,214,479)	(104,434,344)	(133,611,204)	(109,214,479)
Total Stockholders' Equity	34,091,092	22,934,890	19,956,845	34,091,092
Total Liabilities and Stockholders' Equity	\$ 75,376,832	\$ 52,791,451	\$ 66,254,974	\$ 75,376,832

The accompanying notes are an integral part of these consolidated financial statements.

F-5 F-4

DOLPHIN ENTERTAINMENT, INC. AND SUBSIDIARIES
Consolidated Statements of Operations
For the years ended **December 31, 2022** **December 31, 2023** and **2021** **2022**

	2022	2021	2023	2022
Revenues	\$ 40,505,558	\$ 35,727,199	\$ 43,123,075	\$ 40,505,558
Expenses:				
Direct costs	3,566,336	3,879,409	946,962	3,566,336
Payroll and benefits	28,947,730	23,819,327	35,030,257	28,947,730
Selling, general and administrative	6,572,020	5,836,235	8,434,549	6,572,020
Acquisition costs	480,939	22,907	116,151	480,939
Impairment of goodwill	906,337	—	9,484,215	906,337
Impairment of intangible assets			341,417	—
Write-off of notes receivables			4,108,080	—
Change in fair value of contingent consideration	(47,285)	3,754,221	33,226	(47,285)
Depreciation and amortization	1,751,211	1,905,354	2,253,619	1,751,211
Legal and professional	2,903,412	2,013,436	2,485,096	2,903,412
Total expenses	45,080,700	41,230,889	63,233,572	45,080,700
Loss from operations	(4,575,142)	(5,503,690)	(20,110,497)	(4,575,142)
Other (expenses) income:				
Gain on extinguishment of debt	—	2,988,779		
Change in fair value of convertible notes	654,579	(570,844)	(11,444)	654,579
Change in fair value of warrants	120,000	(2,482,877)	10,000	120,000
Change in fair value of put rights	—	(71,106)		
Interest income			2,877	309,012
Interest expense	(555,802)	(785,209)	(2,085,107)	(864,814)
Total other income (expense), net	218,777	(921,257)	(2,083,674)	218,777
Loss before income taxes and equity in losses of unconsolidated affiliates	\$ (4,356,365)	\$ (6,424,947)	\$ (22,194,171)	\$ (4,356,365)
Income tax expense	(176,981)	(37,356)	(53,504)	(176,981)
Net loss before equity in losses of unconsolidated affiliates	(4,533,346)	(6,462,303)	(22,247,675)	(4,533,346)
Equity in losses of unconsolidated affiliates	(246,789)	—	(2,149,050)	(246,789)
Net loss	\$ (4,780,135)	\$ (6,462,303)	\$ (24,396,725)	\$ (4,780,135)
Loss per share:				
Basic	\$ (0.49)	\$ (0.85)	\$ (1.69)	\$ (0.49)
Diluted	\$ (0.56)	\$ (0.85)	\$ (1.69)	\$ (0.56)
Weighted average number of shares used in per share calculation				
Basic	9,799,021	7,614,774	14,413,154	9,799,021
Diluted	9,926,926	7,614,774	14,413,154	9,926,926

The accompanying notes are an integral part of these consolidated financial statements.

F-6

DOLPHIN ENTERTAINMENT, INC AND SUBSIDIARIES
Consolidated Statements of Cash Flows
For the years ended **December 31, 2022** **December 31, 2023** and **2021** **2022**

	2022	2021	2023	2022
CASH FLOWS FROM OPERATING ACTIVITIES:				
Net loss	\$ (4,780,135)	\$ (6,462,303)	\$ (24,396,725)	\$ (4,780,135)
Adjustments to reconcile net loss to net cash used in operating activities:				
Depreciation and amortization	1,751,211	1,905,354	2,253,619	1,751,211
Share-based compensation	215,528	—	304,961	215,528
Equity in losses of unconsolidated affiliates	246,789	—	2,149,050	246,789
Commitment shares issued to Lincoln Park Capital LLC	232,118	—	—	232,118
Bonus payment issued in shares	50,000	17,858	50,000	50,000
Gain on extinguishment of debt	—	(2,988,779)		
Loss on disposal of fixed assets	—	48,461		
Write-off of note receivables and related accrued interest receivable			4,583,962	—
Impairment of intangible assets			341,417	—
Impairment of right-of-use asset	98,857	—	—	98,857
Impairment of capitalized production costs	87,323	234,734	74,412	87,323
Impairment of goodwill	906,337	—	9,484,215	906,337
Bad debt net expense	411,302	327,891	919,672	411,302
Deferred tax expense (benefit)	176,981	37,356		
Change in fair value of put rights	—	71,106		
Deferred tax expense			53,504	176,981
Write-off of debt origination costs in connection with refinancing			91,859	—
Change in fair value of contingent consideration	(47,285)	3,754,221	33,226	(47,285)
Change in fair value of warrants	(120,000)	2,482,877	(10,000)	(120,000)
Change in fair value of convertible notes	(654,579)	570,844	11,444	(654,579)
Amortization of loan fees			17,436	—
Changes in operating assets and liabilities:				
Accounts receivable, trade and other	(539,546)	(3,243,164)	(667,173)	(539,546)
Other current assets	277,501	(107,020)	(166,185)	277,501
Capitalized production costs	(1,548,500)	(100,830)	(771,275)	(1,548,500)
Other long-term assets and employee receivable	(228,353)	(378,563)	(153,230)	(228,353)
Deferred revenue	(938,308)	(40,113)	(100,583)	(938,308)
Accounts payable	812,267	(352,823)	1,518,817	812,267
Accrued interest – related party	123,286	(161,684)	373,286	123,286
Lease liability	42,103	(46,178)	(55,050)	42,103
Other current liabilities	(621,040)	3,112,038	(557,826)	(621,040)
Other noncurrent liabilities	18,915	—	—	18,915
Net cash used in operating activities	(4,027,227)	(1,318,717)	(4,617,167)	(4,027,228)
CASH FLOWS FROM INVESTING ACTIVITIES:				
Purchases of property, equipment and leasehold improvements	(72,198)	—	(28,995)	(72,198)
Investment in JDDC Elemental LLC	—	(1,000,000)		
Acquisition of Special Projects Media LLC, net of cash acquired			(4,508,179)	—
Acquisition of Socialyte, LLC, net of cash acquired			—	(4,739,077)
Issuance of notes receivable	(3,108,080)	(1,500,000)	—	(3,108,080)
Acquisition of Socialyte, LLC, net of cash acquired	(4,739,077)	—		
Acquisition of B/HI Communications, Inc, net of cash acquired	—	(525,856)		
Net cash used in investing activities	(7,919,355)	(3,025,856)	(4,537,174)	(7,919,355)
CASH FLOWS FROM FINANCING ACTIVITIES:				
Proceeds from convertible notes payable	2,650,000	5,950,000	1,000,000	2,650,000
Proceeds from notes payable	500,000	—		
Repayment of convertible note payable			(50,000)	—
Proceeds from non-convertible notes payable			2,630,000	500,000

Repayment of non-convertible notes payable			(118,960)	(307,684)
Proceeds from the term loan	2,903,305	—	5,800,000	2,903,305
Repayment of term loan	(35,714)	(900,292)	(3,209,880)	(35,714)
Repayment of notes payable	(307,684)	(96,750)		
Exercise of put rights	—	(1,015,135)		
Payment of contingent consideration BHI	(600,000)	—		
Proceeds from line of credit, net of repayments			400,000	—
Payment of contingent consideration			(506,587)	(600,000)
Payment of interest to related party			(400,000)	—
Debt extinguishment costs			(79,286)	—
Debt origination costs			(84,391)	—
Principal payments on finance leases			(28,382)	—
Proceeds from the sale of common stock through an offering			2,002,519	—
Proceeds from Lincoln Park equity line	5,803,899	—	2,162,150	5,803,899
Net cash provided by financing activities	10,913,806	3,937,823	9,517,183	10,913,806
Net decrease in cash and cash equivalents and restricted cash	(1,032,776)	(406,750)		
Net increase (decrease) in cash and cash equivalents and restricted cash			362,842	(1,032,777)
Cash and cash equivalents and restricted cash, beginning of period	8,230,626	8,637,376	7,197,849	8,230,626
Cash and cash equivalents and restricted cash, end of period	\$ 7,197,849	\$ 8,230,626	\$ 7,560,691	\$ 7,197,849

(Continued)

The accompanying notes are an integral part of these consolidated financial statements.

F-7 F-6

DOLPHIN ENTERTAINMENT, INC AND SUBSIDIARIES
Consolidated Statements of Cash Flows (Continued)
For the years ended **December 31, 2022** **December 31, 2023** and **2021** **2022**

	2022	2021
SUPPLEMENTAL DISCLOSURES OF CASH FLOWS INFORMATION:		
Interest paid	\$ 677,081	\$ 916,538
Lease liability obtained in exchange for obtaining right-of-use assets	\$ 3,098,102	\$ 1,044,864
SUPPLEMENTAL DISCLOSURES OF NON CASH FLOW INFORMATION:		
Issuance of shares related to conversion of notes payable	\$ 500,000	\$ 5,603,612
Issuance of shares related to cashless exercise of warrants	\$ —	\$ 2,797,877
Issuance of shares of common stock related to the acquisitions	\$ 6,236,677	\$ 586,716
Issuance of shares related to extinguishment of debt	\$ —	\$ 29,075
Issuance of shares to Lincoln Park Capital LLC	\$ 231,258	\$ 777
Settlement of contingent consideration in shares of common stock	\$ 516,247	\$ 2,974,222
Receipt of Crafthouse equity in connection with marketing agreement	\$ 1,000,000	\$ —
Put rights exchanged for shares of common stock	\$ —	\$ 706,688
Interest on notes paid in stock	\$ —	\$ 8,611
Employee bonus paid in stock	\$ 50,000	\$ 17,858

	2023	2022
SUPPLEMENTAL DISCLOSURES OF CASH FLOWS INFORMATION:		
Interest paid	\$ 1,760,096	\$ 677,081
Lease liability obtained in exchange for right-of-use assets	\$ 249,893	\$ 3,098,102
SUPPLEMENTAL DISCLOSURES OF NON-CASH INVESTING AND FINANCING INFORMATION:		
Issuance of shares related to conversion of notes payable	\$ 900,000	\$ 500,000
Issuance of shares of common stock related to the acquisitions (See Note 4)	\$ 4,577,387	\$ 6,236,677
Issuance of commitment shares to Lincoln Park Capital LLC	\$ —	\$ 231,258
Settlement of contingent in shares of common stock	\$ 265,460	\$ 516,247
Receipt of Crafthouse equity in connection with marketing agreement	\$ —	\$ 1,000,000
Employee bonus paid in shares of common stock	\$ 50,000	\$ 50,000
Employee compensation paid in shares of common stock	\$ 354,962	\$ —

Reconciliation of cash and cash equivalents and restricted cash. The following table provides a reconciliation of cash and cash equivalents and restricted cash reported within the statements of cash flows that sum to the total of the same such amounts shown in the statements of cash flows:

	2022	2021	2023	2022
Cash and cash equivalents	\$ 6,069,889	\$ 7,688,743	\$ 6,432,731	\$ 6,069,889
Restricted cash	1,127,960	541,883	1,127,960	1,127,960
Total cash, cash equivalents and restricted cash shown in the consolidated statement of cash flows	\$ 7,197,849	\$ 8,230,626	\$ 7,560,691	\$ 7,197,849

The accompanying notes are an integral part of these consolidated financial statements.

F-8 F-7

DOLPHIN ENTERTAINMENT INC. AND SUBSIDIARIES
Consolidated Statements of Changes in Stockholders' Equity
For the years ended **December 31, 2022** **December 31, 2023** and **2021** **2022**

	Preferred Stock		Common Stock		Additional	Total		Preferred Stock		Common Stock		Additional	Accumulated	Total
	Shares	Amount	Shares	Amount	Paid-in	Accumulated	Stockholders'	Shares	Amount	Shares	Amount	Paid-in	Deficit	Stockholder'
					Capital	Deficit	Equity					Capital	Deficit	Equity
Balance December 31, 2020	50,000	\$ 1,000	6,618,785	\$ 99,281	\$ 117,540,557	\$ (97,972,041)	\$ 19,668,797							
Net loss	—	—	—	—	—	(6,462,303)	(6,462,303)	—	—	—	—	—	(6,462,303)	(6,462,303)
Issuance of shares related to conversion of note payable	—	—	963,985	14,460	5,589,152	—	5,603,612	—	—	—	—	—	—	—
Issuance of shares related to cashless exercise of warrants	—	—	146,027	2,190	2,795,687	—	2,797,877	—	—	—	—	—	—	—
Issuance of shares issued to seller of Be Social	—	—	103,245	1,549	348,451	—	350,000	—	—	—	—	—	—	—
Issuance of shares related to acquisition of The Door	—	—	10,238	154	(154)	—	—	—	—	—	—	—	—	—
Issuance of shares related to exchange of Put Rights for stock	—	—	115,366	1,730	704,958	—	706,688	—	—	—	—	—	—	—
Issuance of shares related to acquisition of B/HI Communications, Inc	—	—	4,075	61	36,654	—	36,715	—	—	—	—	—	—	—
Shares retired from exercise of puts	—	—	(18,347)	(276)	(13,153)	—	(13,429)	—	—	—	—	—	—	—
Issuance of shares for employee bonus	—	—	1,935	29	17,829	—	17,858	—	—	—	—	—	—	—
Issuance of shares related to extinguishment of debt	—	—	3,228	51	29,024	—	29,075	—	—	—	—	—	—	—
Issuance of shares related to acquisition of Shore Fire Media	—	—	20,017	300	199,700	—	200,000	—	—	—	—	—	—	—
Commitment shares issued to Lincoln Park Capital LLC	—	—	51,827	777	(777)	—	—	—	—	—	—	—	—	—
Balance December 31, 2021	50,000	\$ 1,000	8,020,381	\$ 120,306	\$ 127,247,928	\$ (104,434,344)	\$ 22,934,890	50,000	\$ 1,000	8,020,381	\$ 120,306	\$ 127,247,928	\$ (104,434,344)	\$ 22,934,890
Net loss	—	—	—	—	—	(4,780,135)	(4,780,135)	—	—	—	—	—	(4,780,135)	(4,780,135)
Share-based compensation	—	—	—	—	215,528	—	215,528	—	—	—	—	215,528	—	215,528
Issuance of shares related to an employment agreement	—	—	11,571	173	49,827	—	50,000	—	—	11,521	173	49,827	—	50,000
Issuance of shares related to conversion of note payable	—	—	125,604	1,884	498,116	—	500,000	—	—	125,604	1,884	498,116	—	500,000
Issuance of shares to Lincoln Park Capital LLC	—	—	1,677,332	25,159	6,010,857	—	6,036,016	—	—	1,677,332	25,159	6,010,857	—	6,036,016
Issuance of common stock on vesting of restricted stock units, net of shares withheld for taxes	—	—	31,404	472	(472)	—	—	—	—	31,404	472	(472)	—	—
Issuance of shares to sellers of The Door Marketing Group LLC for earnout consideration	—	—	279,562	4,193	2,377,676	—	2,381,869	—	—	279,562	4,193	2,377,676	—	2,381,869
Issuance of shares to seller of B/HI Communication Inc for earnout consideration	—	—	163,369	2,451	513,796	—	516,247	—	—	163,369	2,451	513,796	—	516,247
Shares issued in relation to acquisition of Socialyte LLC	—	—	2,031,491	30,472	6,206,205	—	6,236,677	—	—	2,031,491	30,472	6,206,205	—	6,236,677
Balance December 31, 2022	50,000	\$ 1,000	12,340,664	\$ 185,110	\$ 143,119,461	\$ (109,214,479)	\$ 34,091,092	50,000	\$ 1,000	12,340,664	\$ 185,110	\$ 143,119,461	\$ (109,214,479)	\$ 34,091,092
Net loss	—	—	—	—	—	—	—	—	—	—	—	—	(24,396,725)	(24,396,725)

Issuance of shares to Lincoln Park Capital LLC	—	—	1,150,000	17,250	2,144,900	—	2,162,150
Issuance of shares related to conversion of note payable	—	—	450,000	6,750	893,250	—	900,000
Issuance of shares related to an employment agreements	—	—	191,295	2,870	352,092	—	354,965
Issuance of shares related to the Be Social acquisition	—	—	145,422	2,181	263,279	—	265,465
Issuance of shares related to Special Projects Media LLC acquisition	—	—	2,500,000	37,500	4,487,500	—	4,525,000
Asset acquisition of GlowLab Collective LLC (Refer to Note 4)	—	—	—	—	52,387	—	52,387
Issuance of shares through an offering pursuant to a Registration Statement on Form S-3	—	—	1,442,150	21,632	1,980,887	—	2,002,511
Balance December 31, 2023	50,000	\$ 1,000	18,219,531	\$ 273,293	\$ 153,293,756	\$ (133,611,204)	\$ 19,956,844

The accompanying notes are an integral part of these consolidated financial statements.

F-9 F-8

DOLPHIN ENTERTAINMENT, INC. AND SUBSIDIARIES
NOTES TO CONSOLIDATED FINANCIAL STATEMENTS
DECEMBER 31, 2022 2023 AND 2021 2022

NOTE 1 — BASIS OF PRESENTATION AND ORGANIZATION

Dolphin Entertainment, Inc., a Florida corporation (the “Company,” “Dolphin,” “we,” “us” or “our”), is a leading independent entertainment marketing and premium content development production company. Through its acquisitions of 42West LLC (“42West”), The Door Marketing Group, LLC (“The Door”), Shore Fire Media, Ltd (“Shore Fire”), Viewpoint Computer Animation Incorporated (“Viewpoint”), Be Social Public Relations, LLC (“Be Social”), The Digital Dept., LLC (“The Digital Dept.”) formerly known as Socialyte, LLC (“Socialyte”), B/Hi Communications, Inc. (“B/Hi”) and Socialyte, Special Projects LLC (“Socialyte” Special Projects”), the Company provides expert strategic marketing and publicity services throughout the United States of America (“U.S.”) to all of the major film studios and many of the leading independent and digital content providers, A-list celebrity talent, including actors, directors, producers, celebrity chefs, social media influencers and recording artists. The Company also provides strategic marketing publicity services and creative brand strategies for prime hotel and restaurant groups and consumer brands throughout the U.S. The strategic acquisitions of

42West (Film and Television, Gaming), Shore Fire (Music), and The Door Shore Fire, (Culinary, Hospitality, Lifestyle) are each recognized global PR and marketing leaders for the industries they serve. Viewpoint adds full-service creative branding and production capabilities to the marketing group. Be Social B/Hi and Socialyte, bring together premium marketing services, including digital that have combined and social media rebranded to form The Digital Dept., provide influencer marketing capabilities through divisions dedicated to influencer talent management, brand campaign strategy and execution, and influencer event ideation and production. Special Projects is the entertainment industry’s leading celebrity booking firm, specializing in uniting brands and events with premium content production, creating significant opportunities to serve respective constituents more strategically celebrities and to grow influencers across the entertainment, media, fashion, consumer product and diversify the Company’s business. tech industries. Dolphin’s legacy content production business, is a long established, leading independent producer, committed to distributing premium, best-in-class film and digital entertainment. Dolphin produces original founded by our Emmy-nominated Chief Executive Officer, Bill O’Dowd, has produced multiple feature films and award-winning digital programming series, primarily aimed at family and young adult markets.

The accompanying consolidated financial statements have been prepared in accordance accounting principles generally accepted in the with United States generally accepted accounting principles (“US GAAP”) and include the accounts of Dolphin, and all of its wholly owned subsidiaries, comprising Dolphin Films, Inc. (“Dolphin Films”), Dolphin SB Productions LLC, Dolphin Max Steel Holdings, LLC, Dolphin JB Believe Financing, LLC, Dolphin JOAT Productions, LLC, 42West, The Door, Viewpoint, Shore Fire, Be Social, B/Hi, Socialyte and Socialyte, Special Projects. All significant intercompany balances and transactions have been eliminated in consolidation. The Company applies the equity method of accounting for its investments in entities for which it does not have a controlling financial interest, but over which it has the ability to exert significant influence.

On September 24, 2021, the Company filed an amendment to its Amended and Restated Articles of Incorporation with the Secretary of the State of Florida to increase its authorized shares of common stock to 200,000,000 from 40,000,000 as adopted by the shareholders of the Company on September 23, 2021.

NOTE 2 — SUMMARY OF SIGNIFICANT ACCOUNTING POLICIES

Use of Estimates

The preparation of financial statements in conformity with U.S. GAAP requires management to make estimates and assumptions that affect the reported amounts of assets and liabilities and disclosure of contingent assets and liabilities at the date of the financial statements, and the reported amounts of revenue and expenses during the reporting period. The most significant estimates made by management in the preparation of the financial statements relate to the estimates in the fair value of acquisitions, estimates in assumptions used to calculate the fair value of certain liabilities and impairment assessments for investment in capitalized production costs, goodwill and long-lived assets. Actual results could differ materially from such estimates.

Statement of Comprehensive Income

In accordance with Financial Accounting Standards Board (“FASB”) Accounting Standard Codification (“ASC”) Topic 220, *Comprehensive Income*, a statement of comprehensive income has not been included as the Company has no items of other comprehensive income. Comprehensive loss is the same as net loss for all periods presented.

Revenue Recognition

The Company’s revenues are primarily derived from the following sources: (i) celebrity talent services; (ii) content marketing services under multiyear master service agreements in exchange for fixed project-based fees; (iii) individual engagements for entertainment content marketing services for durations of generally between three and six months; (iv) strategic communications services; (v) engagements for marketing of special events such as food and wine festivals; (vi) engagement for marketing of brands; (vii) arranging strategic marketing agreements between brands and social media influencers influencers; (viii) planning and (viii) execution of events for clients and (ix) content productions of marketing materials on a project contract basis. For these revenue streams, we collect fees through either fixed fee monthly retainer agreements, fees based on a percentage of contracts or project-based fees. In addition, the Company also earns revenue from content production for digital marketing services, of feature films, primarily by usage-based royalties for domestic sales. The Company recognizes revenue when our customer obtains control of promised goods or services, in an amount that reflects the consideration to which we expect to receive in exchange for those goods or services.

F-10 F-9

DOLPHIN ENTERTAINMENT, INC. AND SUBSIDIARIES
NOTES TO CONSOLIDATED FINANCIAL STATEMENTS
DECEMBER 31, 2022 AND 2021

To determine recognition, we perform the following five steps: (i) identify the contract(s) with a customer; (ii) identify the performance obligations in the contracts; (iii) determine the transaction price; (iv) allocate the transaction price to the performance obligations in the contracts; and (v) recognize revenue as or when we satisfy the performance obligation. We only apply the five-step model to contracts when it is probable that Dolphin will collect the consideration it is entitled to in exchange for the goods or services it transfers to the customer. At contract inception, we assess the goods or services promised within each contract and determine those that are distinct performance obligations. We then assess whether we act as an agent or a principal for each identified performance obligation and include revenue within the transaction price for third-party costs when we determine that we act as principal obligation. We typically do not capitalize costs to obtain a contract as these amounts would generally be recognized over a period of one year or less.

The majority of our fees are recognized over time as services are performed, and are generally recognized on a straight-line or monthly basis, as the services are consumed by our clients, which approximates the proportional performance on such contracts. We also enter into management agreements with a roster of social media influencers and are paid a percentage of the revenue earned by the social media influencer. Due to the short-term nature of these contracts, the performance obligation is typically completed and revenue is recognized at a point in time, typically the date of publication.

Principal vs. Agent

When a third-party third party is involved in the delivery of our services to the client, we assess whether or not we are acting as a principal or an agent in the arrangement. The assessment is based on whether we control the specified services at any time before they are transferred to the customer. We have determined that in our events and public relations businesses, we generally act as a principal as our agencies provide a significant service of integrating goods or services provided by third parties into the specified deliverable to our clients. In addition, we have determined that we are responsible for the performance of the third-party suppliers, which are combined with our own services, before transferring those services to the customer. We have also determined that we act as principal when providing creative services and media planning services, as we perform a significant integration service in these transactions. For performance obligations in which we act as principal, we record the gross amount billed to the customer within total revenue and the related incremental direct costs incurred as billable expenses.

When a third-party third party is involved in the production and execution of an advertising campaign and for media buying services, we have determined that we act as the agent and are solely arranging for the third-party suppliers to provide services to the customer. Specifically, we do not control the specified services before transferring those services to the customer; we are not primarily responsible for the performance of the third-party services, nor can we redirect those services to fulfill any other contracts. We do not have inventory risk or discretion in establishing pricing in our contracts with customers. For performance obligations for which we act as the agent, we record our revenue as the net amount of our gross billings less amounts remitted to third parties. In these types of arrangements, the gross billings are recorded as other receivables in the consolidated balance sheets and the amounts remitted to third parties are recorded as "talent liability" within other current liabilities in the consolidated balance sheets.

Collaborative Arrangements

The Company analyzes our collaboration agreements to assess whether such arrangements, or transactions between arrangement participants, involve joint operating activities performed by parties that are both active participants in the activities and exposed to significant risks and rewards dependent on the commercial success of such activities or are more akin to a vendor-customer relationship. In making this evaluation, the Company considers whether the activities of the collaboration are considered to be distinct and deemed to be within the scope of the collaboration guidance and those that are more reflective of a vendor-customer relationship and, therefore, within the scope of the revenue with contracts with customer guidance. This assessment is performed throughout the life of the arrangement based on changes in the responsibilities of all parties in the arrangement.

For collaboration arrangements that are in the scope of the collaboration guidance, we may analogize to the revenue from contracts with customers' guidance for some aspects of these arrangements. Revenue from transactions with collaboration participants is presented apart from revenue with contracts with customers in our consolidated statements of operations. To date, there has been no revenue generated from collaboration arrangements.

F-10

Cash and Cash Equivalents

Cash and cash equivalents consist of cash deposits at financial institutions. The Company considers all highly liquid investments with a maturity of three months or less when purchased to be cash equivalents.

F-11

DOLPHIN ENTERTAINMENT, INC. AND SUBSIDIARIES
NOTES TO CONSOLIDATED FINANCIAL STATEMENTS
DECEMBER 31, 2022 AND 2021

Restricted Cash

Restricted cash represents amounts held by banking institutions as collateral for security deposits under leases for office space in New York City, City and Los Angeles. As of December 31, 2022 December 31, 2023 and 2021 2022 the Company had a balance of \$1,127,960 and \$541,883, respectively, in restricted cash.

Accounts Receivable

Trade

The Company's trade accounts receivable relate to its entertainment publicity and marketing business, and are recorded at their net realizable value, which is net of an allowance for doubtful accounts, credit losses. The carrying amount of accounts receivable is reduced by an allowance for doubtful accounts credit losses that reflects management's best estimate of the amounts that will not be collected. Management individually reviews all delinquent accounts receivable balances and based on an assessment of current creditworthiness, estimates the portion, if any, of the balance that will not be collected. When preparing these estimates, management considers a number of factors, including the age of the receivables, current economic conditions, historical losses and other information management obtains regarding the financial condition of customers. The policy for determining past due status is based on the contractual payment terms of each customer, which are generally net 30 days. Once collection efforts by the Company and its collection agency are exhausted, the determination for charging off uncollectible receivables is made.

Other Receivables

Prior to the Company's acquisition, Socialyte entered into a factoring agreement with Peblo LLC ("Peblo") and agreed to sell trade receivables in exchange for a fee of 1% of the trade receivables purchased. The receivables purchased are paid within forty-eight hours of the purchase, net of the 1% fee ("First Agreement"). The initial term of the First Agreement is was for a twenty-four month period and expires on through June 1, 2024. On January 13, 2023, the Company's subsidiary entered into a new agreement with Peblo and agreed to sell the trade receivables for a fee of 0.9% and receive the funds for purchase of the trade receivables within thirteen days of the sale of the trade receivable ("Second Agreement" and together with the First Agreement, the "Factoring Agreements"). The initial term of the Second Agreement is was for a period of twenty-four months and upon the purchase of the trade receivables all rights and obligations of the trade receivable transfers transferred to Peblo and the Company is was not required to repurchase any trade receivable that is were not collected by Peblo. In July 2023, the agreement with Peblo was terminated.

For the year ended December 31, 2023, Socialyte sold \$12,670,021 of trade receivables to Peblo and recorded approximately \$107,678 for the Peblo fee under general and administrative costs in the Company's consolidated statement of operations of the year ended December 31, 2023. For the period between November 14, 2022, the Socialyte acquisition date, and December 31, 2022, Socialyte sold \$3.1 million of trade receivables to Peblo and recorded approximately \$31,300 for the 1% Peblo fee under general and administrative costs in the Company's consolidated statement of operations of the year ended December 31, 2022. As of December 31, 2022, the outstanding principal balance of receivables sold under the Factoring Agreements First Agreement amounted to \$1,025,239, net of the 1% fee (\$10,356) fee charged by Peblo and is included under the caption "Other receivables" on our consolidated balance sheets. As the agreement with Peblo was terminated in July 2023, there are no outstanding principal balance of receivables as of December 31, 2023.

Other receivables also include gross amounts to be collected from third party suppliers in transactions in which we act as an agent (refer to Revenue Recognition, "Principal vs. Agent" section), which amount to \$5,552,993 6,643,960 and \$3,583,357 5,552,993 as of December 31, 2022 December 31, 2023 and 2021, 2022, respectively.

F-11

Notes Receivable

The notes receivable held by the Company are convertible note notes receivables from JDDC Elemental LLC (“Midnight Theatre”) and Stanton South LLC (“Crafthouse Cocktails”) (the “Notes Receivable” “Midnight Theatre Notes”). The Midnight Theatre Notes Receivable are were recorded at their principal face amount plus accrued interest. Due to their short-term maturity interest and conversion terms (see Note 9), these have been recorded are convertible at the face value option of the note Company into Class A and an allowance B Units of Midnight Theatre. The Midnight Theatre Notes each originally had maturity dates six months from their issuance date, but the maturity date for doubtful all of the Midnight Theatre Notes has been extended to September 30, 2024. The Midnight Theatre Notes allow the Company to convert the principal and accrued interest into Class A and B Units of Midnight Theatre on the maturity date.

The Company previously held convertible notes receivable has not been established, from Stanton South LLC (“Crafthouse Cocktails”). These notes were converted in February 2022. Refer to Note 8 for additional information on the Midnight Theatre Notes and the Crafthouse Cocktails notes receivable.

Employee Receivable

The Company records receivables from employees separately on its consolidated balance sheets. During the years ended December 31, 2022 December 31, 2023 and 2021, 2022, the Company made payments to Amanda Lundberg, the CEO of 42West, in the aggregate amount of \$238,000 192,000 and \$366,085 238,000, respectively. On March 23, 2022, the Company and Ms. Lundberg entered into a Secured Promissory Note (“Lundberg Note”) agreement that provides for additional payments in the amount of \$16,000 monthly to be made to Ms. Lundberg through December 31, 2027. The Lundberg Note matures on December 31, 2027 and bears interest of 2% per annum that will accrue and be payable upon maturity. The Lundberg Note also provides for note repayment to begin on March 31, 2025 through twelve equal consecutive quarterly installments. On the same date as the Lundberg Note and as security for the balance of the Lundberg Note, Ms. Lundberg and the Company entered into a Stock Pledge Agreement whereby Ms. Lundberg pledged common stock of the Company held by her as collateral for the Lundberg Note. As of December 31, 2022 December 31, 2023 and 2021, 2022, Ms. Lundberg owes the Company \$604,085 796,085 and \$366,085 604,085, respectively under the Lundberg Note.

F-12

DOLPHIN ENTERTAINMENT, INC. AND SUBSIDIARIES
NOTES TO CONSOLIDATED FINANCIAL STATEMENTS
DECEMBER 31, 2022 AND 2021

Other Current Assets and Other Long-Term Assets

Other current assets consist primarily of prepaid expenses, interest receivable, and other non-customer receivables. Other As of December 31, 2023 and 2022, other long-term assets consist consists of security deposits. For the year ended December 31, 2022, other long-term assets also included equity method investments (see Note 10) and security deposits. From time to time, indemnification assets for certain acquisitions are recorded in Other long-term assets; however, there were no indemnification assets as of December 31, 2022 and 2021, 9).

Capitalized Production Costs

Capitalized production costs include the Company's investment in the production costs of the *Blue Angels*, the first co-produced, co-financed deal under the IMAX Corporation ("IMAX") agreement discussed further in Note 26, 25. Capitalized production costs also include the costs of scripts for projects that have not been produced and are in various stages of development. Capitalized productions costs are initially recorded at cost that is also deemed to be its fair value and reviewed at each balance sheet date for impairment. Whenever the carrying amount is determined to be above the fair value, the capitalized production cost is impaired.

Investments and Strategic Arrangements

From time to time, the Company may participate in selected investment or strategic arrangements to expand its operations or customer base, including arrangements that combine the Company's skills and resources with those of others to allow for the performance of particular projects.

Management determines whether each business entity in which it has equity interests, debt, or other investments constitutes a variable interest entity ("VIE") based on the nature and characteristics of such arrangements. If an investment arrangement is determined to be a VIE, then management determines if the Company is the VIE's primary beneficiary by evaluating several factors, including the Company's: (i) risks and responsibilities; (ii) ownership interests; (iii) decision making powers; and (iv) financial interests, among other factors. If management determines the Company is the primary beneficiary of a VIE, then it would be consolidated, and other parties' interests in the VIE would be accounted for as non-controlling interests. The primary beneficiary consolidating the VIE must normally have both (i) the power to direct the primary activities of the VIE and (ii) the obligation to absorb losses of the VIE or the right to receive benefits from the VIE, which, in either case, could be significant to the VIE. The Company has determined that it is the primary beneficiary of JB Believe, LLC, formed on December 4, 2012 in the State of Florida; as such it has included it in its consolidated financial statements as of and for the years ended December 31, 2022 December 31, 2023 and 2021 2022 as a VIE. Refer to Note 18 17 for additional information on Variable Interest Entities.

The Company's investments in entities for which it does not have a controlling interest and is not the primary beneficiary, but for which it has the ability to exert significant influence, are accounted for using the equity method of accounting. Under the equity method of accounting, the initial investment is recorded at cost and the investment is subsequently adjusted for its proportionate share of earnings or losses, including consideration of basis differences resulting from the difference between the initial carrying amount of the investment and the underlying equity in net assets. The equity method investments are recorded in other long-term assets in the consolidated balance sheets. Refer to Note 10 9 for additional information on Equity Method Investments, equity method investments.

F-12

Intangible Assets

In connection with the acquisitions of 42West, The Door, Viewpoint, Shore Fire, Be Social, B/HI the Company’s subsidiaries and Socialyte, other asset acquisitions, the Company acquired in aggregate an estimated \$18,680,000 22,472,387 of intangible assets with finite useful lives initially estimated to range from 2 to 13 years. The finite-lived intangible assets consist primarily of customer relationships, trade names and non-compete agreements.

Intangible assets are initially recorded at fair value and are amortized over their respective estimated useful lives (see table below) and reviewed for impairment whenever events or changes in circumstances indicate that the carrying amount of the asset may not be recoverable. If a triggering event has occurred, an impairment analysis is required. The impairment test first requires a comparison of undiscounted future cash flows expected to be generated over the useful life of an asset to the carrying value of the asset. If the carrying value of the asset exceeds the undiscounted cash flows, the asset would not be deemed recoverable. Impairment would then be measured as the excess of the asset’s carrying value over its fair value. See Note 8 5 for further discussion.

The range of estimated useful lives to be used to calculate amortization for finite-lived intangibles are as follow: follows:

Intangible Asset	Amortization Method	Amortization Period (Years)
Customer relationships	Accelerated Method	3 – 13
Trademarks and trade names	Straight-line	2 – 10
Non-compete agreements	Straight-line	2 – 3

F-13

DOLPHIN ENTERTAINMENT, INC. AND SUBSIDIARIES
NOTES TO CONSOLIDATED FINANCIAL STATEMENTS
DECEMBER 31, 2022 AND 2021

Goodwill

Goodwill results from business combinations and is recorded as the difference, if any, between the aggregate consideration paid for an acquisition and the fair value of the net tangible assets and other intangible assets acquired. The Company accounts for goodwill in accordance with FASB ASC No. 350, "*Intangibles—Goodwill and Other*" ("ASC 350"). Goodwill is not amortized; however, it is assessed for impairment at least annually, or more frequently if triggering events occur. The Company's annual assessment is performed in the fourth quarter.

Each period and for each reporting unit the Company can elect to first assess qualitatively whether it is necessary to perform goodwill impairment testing. If the Company believes, as a result of its qualitative assessment, that it is not more likely than not that the fair value of any reporting unit containing goodwill is less than its carrying amount, the quantitative goodwill impairment test is unnecessary. If the Company elects to bypass the qualitative assessment option, or if the qualitative assessment was performed and resulted in the Company being unable to conclude that it is not more likely than not that the fair value of a reporting unit containing goodwill is greater than its carrying amount, the Company will perform the quantitative goodwill impairment test.

The Company evaluates various factors affecting a reporting unit in its qualitative assessment, including, but not limited to, macroeconomic conditions, industry and market considerations, cost factors, and financial performance. If the Company concludes from its qualitative assessment that goodwill impairment testing is required or if the Company bypasses the qualitative test, the fair value of the reporting unit is compared to its carrying amount.

Property, Equipment and Leasehold Improvements

Property and equipment is recorded at cost and depreciated over the estimated useful lives of the assets using the straight-line method. When items are retired or otherwise disposed of, income is charged or credited for the difference between net book value and proceeds realized thereon. Ordinary maintenance and repairs are charged to expense as incurred, and replacements and betterments are capitalized. Leasehold improvements are amortized over the lesser of the term of the related lease or the estimated useful lives of the assets. The range of estimated useful lives to be used to calculate depreciation and amortization for principal items of property and equipment are as ~~follow:~~ follows:

Asset Category	Depreciation/Amortization Period (Years)
Furniture and fixtures	5 - 7
Computers, office equipment and software	3 - 5
Leasehold improvements	5 - 8, not to exceed the lease terms

F-13

The Company periodically reviews and evaluates the recoverability of property, equipment and leasehold improvements. Where applicable, estimates of net future cash flows, on an undiscounted basis, are calculated based on future revenue estimates. If appropriate and where deemed necessary, a reduction in the carrying amount is recorded. The Company has not had any material impairments of property, equipment and leasehold improvements.

Business Combinations

The Company evaluates acquisitions pursuant to ASC 805, “Business Combinations,” to determine whether the acquisition should be classified as either an asset acquisition or a business combination. The Company accounts for business combinations under the acquisition method of accounting. Identifiable assets acquired, liabilities assumed and any noncontrolling interest in the acquiree are recognized and measured as of the acquisition date at fair value. Goodwill is recognized to the extent by which the aggregate of the acquisition-date fair value of the consideration transferred and any noncontrolling interest in the acquiree exceeds the recognized basis of the identifiable assets acquired, net of assumed liabilities. Determining the fair value of assets acquired, liabilities assumed and noncontrolling interest requires management’s judgment and often involves the use of significant estimates and assumptions, including assumptions with respect to future cash flows, discount rates and asset lives among other items.

Contingent Consideration

The Company records contingent consideration as a result of certain acquisitions (see Note 5.4). The Company records the fair value of the contingent consideration liability in the consolidated balance sheets under the caption “Contingent Consideration” and records changes to the liability against earnings or loss under the caption “Changes in fair value of contingent consideration” in the consolidated statements of operations.

F-14

DOLPHIN ENTERTAINMENT, INC. AND SUBSIDIARIES
NOTES TO CONSOLIDATED FINANCIAL STATEMENTS
DECEMBER 31, 2022 AND 2021

Put Rights

In connection with the 42West acquisition in 2017, the Company entered into put right agreements, pursuant to which it granted put rights to the sellers and certain 42West employees. The Company records the fair value of the liability in the consolidated balance sheets under the caption "Put rights" and records changes to the liability against earnings or loss as part of operating expenses under the caption "Changes in fair value of put rights" in the consolidated statements of operations. The final put rights were settled in March 2021; therefore, we did not have a liability related to the put rights as of December 31, 2022 or 2021, and no changes in fair value occurred during the year ended December 31, 2022.

Acquisition Costs

Direct costs related to business combinations are expensed as incurred and included as Acquisition costs in the consolidated statements of operations. These costs include all internal and external costs directly related to acquisitions, consisting primarily of legal, consulting, accounting, advisory and financing fees.

Asset Acquisitions

The Company evaluates acquisitions pursuant to ASC 805, "*Business Combinations*," to determine whether the acquisition should be classified as either an asset acquisition or a business combination. Acquisitions for which substantially all of the fair value of the gross assets acquired are concentrated in a single identifiable asset or a group of similar identifiable assets are accounted for as an asset acquisition. For asset acquisitions, we allocate the purchase price of these properties on a relative fair value basis and capitalize direct acquisition related costs as part of the purchase price. Acquisition costs that do not meet the criteria to be capitalized are expensed as incurred and presented as General and administrative costs in our Consolidated Statements of Operations.

Convertible Debt and Convertible Preferred Stock

On January 1, 2021, the Company adopted Accounting Standards Update ("ASU") 2020-06 that simplifies the accounting for convertible instruments. ASU 2020-06 (i) reduced the number of accounting models for convertible instruments, by eliminating the models that require separation of cash conversion or beneficial conversion features from the host and (ii) revised the derivative scope exception and (iii) provided targeted improvements for Earnings Per Share ("EPS"). The adoption of ASU 2020-06 did not have a material impact on the Company's outstanding convertible debt instruments as of January 1, 2021.

When the Company issues convertible debt or convertible preferred stock, it evaluates the balance sheet classification to determine whether the instrument should be classified either as debt or equity, and whether the conversion feature should be accounted for separately from the host instrument. A conversion feature of a convertible debt instrument or certain convertible preferred stock would be separated from the convertible instrument and classified as a derivative liability if the conversion feature, were it a standalone instrument, meets the definition of an "embedded derivative" in ASC 815, "*Derivatives and Hedging, Hedging*". Generally, characteristics that require derivative treatment include, among others, when the conversion feature is not indexed to the Company's equity, as defined in ASC 815-40, or when it must be settled either in cash or by issuing stock that is readily convertible to cash. When a conversion feature meets the definition of an embedded derivative, it would be separated from the host instrument and classified as a derivative liability carried on the consolidated balance sheet at fair value, with any changes in its fair value recognized currently in the consolidated statements of operations.

Fair Value Option (“FVO”) Election

The Company accounts for certain convertible notes issued during the year ended December 31, 2020 under the fair value option election of ASC 825, “Financial Instruments” (“ASC 825”) as discussed below.

The convertible notes accounted for under the FVO election are each a debt host financial instrument containing embedded features which would otherwise be required to be bifurcated from the debt-host and recognized as separate derivative liabilities subject to initial and subsequent periodic estimated fair value measurements under ASC 815. Notwithstanding, ASC 825-10-15-4 provides for the “fair value option” (“FVO”) election, to the extent not otherwise prohibited by ASC 825-10-15-5, to be afforded to financial instruments, wherein bifurcation of an embedded derivative is not necessary, and the financial instrument is initially measured at its issue-date estimated fair value and then subsequently remeasured at estimated fair value on a recurring basis at each reporting period date.

The estimated fair value adjustment, as required by ASC 825-10-45-5, is recognized as a component of other comprehensive income (“OCI”) with respect to the portion of the fair value adjustment attributed to a change in the instrument-specific credit risk, with the remaining amount of the fair value adjustment recognized as other income (expense) in the accompanying consolidated statement of operations. With respect to the above notes, as provided for by ASC 825-10-50-30(b), the estimated fair value adjustment is presented in a respective single line item within other income (expense) in the accompanying consolidated statements of operations, since the change in fair value of the convertible notes payable was not attributable to instrument specific credit risk.

Warrants

When the Company issues warrants, it evaluates the proper balance sheet classification of the warrant to determine whether the warrant should be classified as equity or as a derivative liability on the consolidated balance sheets. In accordance with ASC 815-40, “Derivatives and Hedging-Contracts in the Entity’s Own Equity (ASC 815-40)” (“ASC 815-40”), the Company classifies a warrant as equity so long as it is “indexed to the Company’s equity” and several specific conditions for equity classification are met. A warrant is not considered indexed to the Company’s equity, in general, when it contains certain types of exercise contingencies or adjustments to the exercise price. If a warrant is not indexed to the Company’s equity or it has net cash settlement that results in the warrants to be accounted for under ASC 480, “Distinguishing Liabilities from Equity, Equity”, or ASC 815-40, it is classified as a derivative liability which is carried on the consolidated balance sheet at fair value with any changes in its fair value recognized currently in the statement of operations. As of December 31, 2022, December 31, 2023 and 2021, 2022, the Company had warrants that were classified as liabilities.

F-15

DOLPHIN ENTERTAINMENT, INC. AND SUBSIDIARIES
NOTES TO CONSOLIDATED FINANCIAL STATEMENTS
DECEMBER 31, 2022 AND 2021

Fair Value Measurements

Fair value is defined as the price that would be received to sell an asset or paid to transfer a liability in an orderly transaction between market participants at the measurement date. Assets and liabilities measured at fair value are categorized based on whether the inputs are observable in the market and the degree that the inputs are observable. Inputs refer broadly to the assumptions that market participants would use in pricing the asset or liability, including assumptions about risk. Observable inputs are based on market data obtained from sources independent of the Company. Unobservable inputs reflect the Company's own assumptions based on the best information available in the circumstances.

The fair value hierarchy prioritizes the inputs used to measure fair value into three broad levels, defined as follows:

- Level 1 — Inputs are quoted prices in active markets for identical assets or liabilities as of the reporting date.
- Level 2 — Inputs other than quoted prices included within Level 1, such as quoted prices for similar assets and liabilities in active markets; quoted prices for identical or similar assets and liabilities in markets that are not active; or other inputs that are observable or can be corroborated with observable market data.
- Level 3 — Unobservable inputs that are supported by little or no market activity and that are significant to the fair value of the assets and liabilities. This includes certain pricing models, discounted cash flow methodologies, and similar techniques that use significant unobservable inputs. Unobservable inputs for the asset or liability that reflect management's own assumptions about the assumptions that market participants would use in pricing the asset or liability as of the reporting date.

To account for the acquisitions of 42West, The Door, Viewpoint, Shore Fire, Be Social, B/HI, Socialyte and Socialyte, Special Projects, the Company made a number of fair value measurements related to the different forms of consideration paid and of the identified assets acquired and liabilities assumed. In addition, the Company makes fair value measurements of its Contingent Consideration, contingent consideration. See Notes 5 and 17 4 and 16 for further discussion and disclosures.

F-15

Right-of-Use Asset and Lease Liability

The Company accounts for leases under ASC 842, **Leases**, "**Leases**". The Company reviews all agreements to determine if a leasing arrangement exists. The Company determines if an arrangement is a lease at the lease commencement date. In addition to the Company's lease agreements, the Company reviews all material new vendor arrangements for potential embedded lease obligations. The asset balance related to operating leases is presented within "right-of-use (ROU) asset" on the Company's consolidated balance sheet. The current and noncurrent balances related to operating leases are presented as "Lease liability," in their respective classifications, on the Company's consolidated balance sheet.

The lease liability is recognized based on the present value of the remaining fixed lease payments discounted using the Company's incremental borrowing rate on the date of the lease. The ROU asset is calculated based on the lease liability adjusted for any lease payments paid to the lessor at or before the commencement date (i.e. prepaid rent) and initial direct costs incurred by the Company and excluding any lease incentives received from the lessor. If a lease does not provide a discount rate and the rate cannot be readily determined, an incremental borrowing rate is used to determine the present value of future lease payments. For operating leases, the lease expense is recognized on a straight-line basis over the lease term. The Company accounts for its lease and non-lease components as a single component, and therefore both are included in the calculation of lease liability recognized on the consolidated balance sheets.

Income Taxes

Deferred taxes are recognized for the future tax effects of temporary differences between the financial statement carrying amounts of existing assets and liabilities and their respective tax bases using tax rates in effect for the years in which the differences are expected to reverse. The effects of changes in tax laws on deferred tax balances are recognized in the period the new legislation is enacted. Valuation allowances are recognized to reduce deferred tax assets to the amount that is more likely than not to be realized. In assessing the likelihood of realization, management considers estimates of future taxable income. We calculate our current and deferred tax position based on estimates and assumptions that could differ from the actual results reflected in income tax returns filed in subsequent years. Adjustments based on filed returns are recorded when identified.

Tax benefits from an uncertain tax position are only recognized if it is more likely than not that the tax position will be sustained on examination by the taxing authorities, based on the technical merits of the position. The tax benefits recognized in the financial statements from such a position are measured based on the largest benefit that has a greater than fifty percent likelihood of being realized upon ultimate resolution. Interest and penalties related to unrecognized tax benefits are recorded as incurred as a component of income tax expense.

F-16

DOLPHIN ENTERTAINMENT, INC. AND SUBSIDIARIES
NOTES TO CONSOLIDATED FINANCIAL STATEMENTS
DECEMBER 31, 2022 AND 2021

Earnings (Loss) Per Share

Basic earnings (loss) per share is computed by dividing income (loss) attributable to the shareholders of **Common Stock** **common stock** (the numerator) by the weighted-average number of shares of **Common Stock** **common stock** outstanding (the denominator) for the period.

Diluted earnings (loss) per share equals net income (loss) available to **shareholders of** common stock **stockholders** divided by the weighted-average number of common shares outstanding, plus any additional common shares that would have been outstanding if potentially dilutive shares had been issued. Diluted earnings (loss) per share reflects the potential dilution that would occur if certain potentially dilutive instruments were exercised. The potential issuance of common stock is assumed to occur at the beginning of the year (or at the time of issuance of the potentially dilutive instrument, if later), under the if-converted method. Incremental shares are also included using the treasury stock method. The proceeds utilized in applying the treasury stock method consist of the amount, if any, to be paid upon exercise. These proceeds are then assumed to be used to purchase common stock at the average market price of the Company's common stock during the period. The incremental shares (difference between the shares assumed to be issued and the shares assumed to be purchased), to the extent they would have been dilutive, are included in the denominator of the diluted earnings per share calculation. Potentially dilutive instruments are not included in the computation of diluted loss per share because their inclusion is anti-dilutive.

Concentration of Risk

The Company maintains its cash and cash equivalents with financial institutions, which at times, may exceed federally insured limits. The Company has not incurred any losses on these accounts.

F-16

Reclassification

Certain prior year amounts have been reclassified to conform with current year presentation. These changes did not have any effect on net loss, stockholders' equity, the statement of operations or the net change in cash, cash equivalents and restricted cash in the statement of cash flows.

Recent Accounting Pronouncements

Accounting guidance adopted in fiscal year 2022 2023

In October 2021, the FASB issued ASU 2021-08, "Business Combinations (Topic 805), Accounting for Contract Assets and Contract Liabilities from Contracts with Customers", to improve the accounting for acquired revenue contracts with customers in a business combination by addressing diversity in practice and inconsistency related to recognition of an acquired contract liability and payment terms and their effect on subsequent revenue recognized by the acquirer. The guidance is effective for annual reporting periods beginning after December 15, 2022, including interim periods within that reporting period. Early adoption is permitted. The Company adopted this guidance on a prospective basis during the fourth quarter of 2022. Resulting from the adoption of this new guidance in relation to the Socialyte acquisition in November 2022, the Company recorded contract liabilities consistent with those recorded immediately prior to the acquisition date. The Company did not consider this to have a significant impact on the consolidated financial statements.

Accounting guidance not yet adopted

In June 2016, the FASB issued new guidance on measurement of credit losses (ASU 2016-13, "Measurement of Credit Losses on Financial Instruments") with subsequent amendments issued in November 2018 (ASU 2018-19) and April 2019 (ASU 2019-04). This update changes the accounting for credit losses on loans and held-to-maturity debt securities and requires a current expected credit loss (CECL) approach to determine the allowance for credit losses. It is applicable to the Company's consolidated financial statements effective January 1, 2023 and the adoption of this accounting standard did not have a material impact on the Company's consolidated financial statements.

Accounting guidance not yet adopted

In December 2023, the FASB issued new guidance on income tax disclosures (ASU 2023-09, "Income Taxes (Topic 740): Improvements to trade accounts receivable, Income Tax Disclosures"). Among other requirements, this update adds specific disclosure requirements for income taxes, including: (1) disclosing specific categories in the rate reconciliation and (2) providing additional information for reconciling items that meet quantitative thresholds. The guidance is effective for fiscal years beginning after December 15, 2022 with a cumulative-effect adjustment to retained earnings as of the beginning of the year of adoption, December 15, 2024, including interim periods within those fiscal years. Early adoption is permitted. The Company is in the process of evaluating the impact of the adoption of ASU 2023-09 on the Company's consolidated financial statements and disclosures.

In November 2023, the FASB issued new guidance on segment reporting (ASU 2023-08, "Segment Reporting (Topic 280): Improvements to Reportable Segment Disclosures"). The amendments in the ASU are intended to improve reportable segment disclosure requirements primarily through enhanced disclosures about significant segment expenses. The guidance is effective for fiscal years beginning after December 15, 2023, and interim periods within fiscal years beginning after December 15, 2024. Early adoption is permitted. The Company is in the process of evaluating the impact of the adoption of ASU 2023-08 on the Company's consolidated financial statements and disclosures.

NOTE 3 – PRIOR INTERIM PERIOD REVISIONS AND UNAUDITED FINANCIAL DATA

Revision of previously issued financial statements – Settlement of Contingent Consideration

During the preparation of the consolidated financial statements for the year ended December 31, 2022, the Company identified certain errors related to its accounting of the settlement of and related change in fair value of contingent consideration reported in Form 10-Q for the quarters ended March 31, 2022 and June 30, 2022. On December 31, 2021, the Company had a liability in the amount of \$2,381,869 related to the contingent consideration owed to the sellers of The Door. On June 7, 2022, the Company issued 279,562 shares of Common Stock to settle the contingent consideration. For the three months ended March 31, 2022 and the three and six months ended June 30, 2022, the Company erroneously recorded changes in the fair value of the contingent consideration because during this period, the Company knew the number of shares needed for the settlement of the contingent consideration payment. To correct this error, the Company is revising its previously issued interim consolidated financial statements to (a) record the settlement and reclassification of the contingent consideration liability to additional paid-in-capital on January 1, 2022; and (b) eliminate the changes in fair value of contingent consideration recorded from January 1, 2022 through June 7, 2022.

F-17

DOLPHIN ENTERTAINMENT, INC. AND SUBSIDIARIES
NOTES TO CONSOLIDATED FINANCIAL STATEMENTS
DECEMBER 31, 2022 AND 2021

In accordance with SAB No. 99, "Materiality," and SAB No. 108, "Considering the Effects of Prior Year Misstatements when Quantifying Misstatements in Current Year Financial Statements," the Company determined that the unaudited interim condensed consolidated financial statements for the quarterly and year-to-date periods ended March 31, 2022, June 30, 2022 and September 30, 2022 were materially misstated and should be revised. In addition, the change in fair value table disclosed in the Fair Value Measurements footnote and segment information disclosed in the Segment Reporting footnote has been revised for these periods. The revised unaudited interim consolidated financial statements are included below. The amounts and disclosures included in this Annual Report have been revised to reflect the corrected presentation.

As discussed above, the Company determined that its unaudited interim condensed consolidated financial statements for the quarterly and year-to-date periods ended March 31, 2022, June 30, 2022 and September 30, 2022 should be revised. The tables below set forth the impact of the revisions on the Company's unaudited interim condensed consolidated financial statements.

Unaudited Financial Data

Revisions

Nine Months Ended September 30, 2022 (Unaudited, As Revised)

Consolidated Statement of Operations

	For the Nine Months Ended September 30, 2022		
	As Reported	Revision Adjustment	As Revised
Change in fair value of contingent consideration	\$ (1,439,778)	\$ 1,358,672	\$ (81,106)
Total expenses	30,975,282	1,358,672	32,333,954
Loss from operations	(1,608,534)	(1,358,672)	(2,967,206)
Loss before income taxes and equity in losses of unconsolidated affiliates	(1,326,896)	(1,358,672)	(2,685,568)
Net loss before income taxes and equity in losses of unconsolidated affiliates	(1,348,568)	(1,358,672)	(2,707,240)
Net loss	\$ (1,492,191)	\$ (1,358,672)	\$ (2,850,863)
EPS – Basic	\$ (0.16)	\$ (0.15)	\$ (0.31)
EPS – Diluted	\$ (0.23)	\$ (0.14)	\$ (0.37)

Consolidated Statements of Cash Flows

	For the Nine Months Ended September 30, 2022		
	As Reported	Revision Adjustment	As Revised
Net loss	\$ (1,492,191)	\$ (1,358,672)	\$ (2,850,863)
Change in fair value of contingent consideration	(1,439,778)	1,358,672	(81,106)
Net cash provided by (used in) operating activities	\$ (3,634,388)	\$ —	\$ (3,634,388)

Segment Information

	For the Nine Months Ended September 30, 2022		
	As Reported	Revision Adjustment	As Revised
Segment Operating Income (Loss):			
EPM	\$ 3,336,688	\$ (1,358,672)	\$ 1,978,016
CPD	(4,945,222)	—	(4,945,222)
Total operating income (loss)	(1,608,534)	(1,358,672)	(2,410,358)
Interest expense	(400,884)	—	(400,884)
Other income, net	(682,522)	—	(682,522)
Loss before income taxes and equity in losses of unconsolidated affiliates	\$ (1,326,896)	\$ (1,358,672)	\$ (3,819,243)

F-18

DOLPHIN ENTERTAINMENT, INC. AND SUBSIDIARIES
NOTES TO CONSOLIDATED FINANCIAL STATEMENTS
DECEMBER 31, 2022 AND 2021

Three and Six Months Ended June 30, 2022 (Unaudited, As Revised)

Consolidated Balance Sheet

	As of June 30, 2022		
	As Reported	Revision Adjustment	As Revised
Stockholders' Equity:			
Additional paid in capital	\$ 133,246,100	1,358,672	\$ 134,604,772
Accumulated deficit	(104,614,817)	(1,358,672)	(105,973,489)
Total Stockholders' Equity	28,775,563	—	28,775,563
Total Liabilities and Stockholders' Equity	\$ 52,536,655	—	\$ 52,536,655

Consolidated Statement of Operations

	For the Three Months Ended June 30, 2022		
	As Reported	Revision Adjustment	As Revised
Change in fair value of contingent consideration	\$ (670,878)	\$ 433,321	\$ (237,557)
Total expenses	9,801,668	433,321	10,234,989
Loss from operations	488,958	(433,321)	55,637
Loss before income taxes and equity in losses of unconsolidated affiliates	642,632	(433,321)	209,311
Net loss before income taxes and equity in losses of unconsolidated affiliates	635,408	(433,321)	202,087
Net loss	\$ 612,008	\$ (433,321)	\$ 178,687
EPS – Basic	\$ 0.06	\$ (0.04)	\$ 0.02
EPS – Diluted	\$ 0.04	\$ (0.05)	\$ (0.01)

	For the Six Months Ended June 30, 2022		
	As Reported	Revision Adjustment	As Revised
Change in fair value of contingent consideration	\$ (1,434,778)	\$ 1,358,672	\$ (76,106)
Total expenses	19,942,502	1,358,672	21,301,174
Loss from operations	(474,751)	(1,358,672)	(1,833,423)
Loss before income taxes and equity in losses of unconsolidated affiliates	(122,625)	(1,358,672)	(1,481,297)
Net loss before income taxes and equity in losses of unconsolidated affiliates	(137,073)	(1,358,672)	(1,495,745)
Net loss	\$ (180,473)	\$ (1,358,672)	\$ (1,539,145)
EPS – Basic	\$ (0.02)	\$ (0.15)	\$ (0.17)
EPS – Diluted	\$ (0.09)	\$ (0.14)	\$ (0.23)

Segment Information

	For the three months ended June 30, 2022			For the six months ended June 30, 2022		
	As Reported	Restatement Adjustment	As Restated	As Reported	Restatement Adjustment	As Restated
Segment Operating Income (Loss):						
EPM	\$ 2,217,043	\$ (433,321)	\$ 1,783,722	\$ 2,731,850	\$ (1,358,672)	\$ 1,373,178
CPD	(1,728,085)	—	(1,728,085)	(3,206,618)	—	(3,206,618)
Total operating income (loss)	488,958	(433,321)	55,637	(474,768)	(1,358,672)	(1,833,440)
Interest expense	(125,348)	—	(125,348)	(274,737)	—	(274,737)
Other income, net	279,022	—	279,022	626,880	—	626,880
Loss before income taxes and equity in losses of unconsolidated affiliates	\$ 642,632	\$ (433,321)	\$ 209,311	\$ (122,625)	\$ (1,358,672)	\$ (1,481,297)

F-19

DOLPHIN ENTERTAINMENT, INC. AND SUBSIDIARIES
NOTES TO CONSOLIDATED FINANCIAL STATEMENTS
DECEMBER 31, 2022 AND 2021

Fair Value Measurements

	The Door		
	As Reported	Restatement Adjustment	As Restated
Beginning fair value balance reported on the condensed consolidated balance sheet at December 31, 2021	\$ 2,381,869	\$ —	\$ 2,381,869
Gain in fair value reported in the condensed consolidated statements of operations	(1,358,672)	1,358,672	—
Settlement of contingent consideration (Reclassified to additional paid in capital)	(1,023,197)	(1,358,672)	(2,381,869)
Ending fair value balance reported in the condensed consolidated balance sheet at June 30, 2022	\$ —	\$ —	\$ —

Revision

Three Months Ended March 31, 2022 (Unaudited, As Revised)

Consolidated Balance Sheet

	As of March 31, 2022		
	As Reported	Revision Adjustment	As Revised
Noncurrent liabilities			
Contingent consideration	\$ 2,920,321	\$ (1,456,518)	\$ 1,463,803
Total Liabilities	\$ 29,426,402	\$ (1,456,518)	\$ 27,969,884
Stockholders' Equity:			
Additional paid in capital	\$ 129,813,123	2,381,869	\$ 132,194,992
Accumulated deficit	(105,226,825)	(925,351)	(106,152,176)
Total Stockholders' Equity	\$ 24,717,064	\$ 1,456,518	\$ 26,173,582
Total Liabilities and Stockholders' Equity	\$ 54,143,466	\$ —	\$ 54,143,466

Consolidated Statement of Operations

	For the Three Months Ended March 31, 2022		
	As Reported	Revision Adjustment	As Revised
Change in fair value of contingent consideration	\$ (763,900)	\$ 925,351	\$ 161,451
Total expenses	10,140,834	925,351	11,066,185
Loss from operations	(963,709)	(925,351)	(1,889,060)
Loss before income taxes and equity in losses of unconsolidated affiliates	(765,257)	(925,351)	(1,690,608)
Net loss before income taxes and equity in losses of unconsolidated affiliates	(772,481)	(925,351)	(1,697,832)
Net loss	\$ (792,481)	\$ (925,351)	\$ (1,717,832)
EPS – Basic	\$ (0.09)	\$ (0.11)	\$ (0.20)
EPS – Diluted	\$ (0.13)	\$ (0.10)	\$ (0.23)

Segment Information

	For the three months ended March 31, 2022		
	As Reported	Restatement Adjustment	As Restated
Segment Operating Income (Loss):			
EPM	\$ 861,141	\$ (925,351)	\$ (64,210)
CPD	(1,824,850)	—	(1,824,850)
Total operating income (loss)	(963,709)	(925,351)	(1,889,060)
Interest expense	(149,406)	—	(149,406)
Other income, net	(347,858)	—	(347,858)
Loss before income taxes and equity in losses of unconsolidated affiliates	\$ (765,257)	\$ (925,351)	\$ (1,690,608)

F-20

DOLPHIN ENTERTAINMENT, INC. AND SUBSIDIARIES
NOTES TO CONSOLIDATED FINANCIAL STATEMENTS
DECEMBER 31, 2022 AND 2021

Fair Value Measurements

	The Door		
	As Reported	Restatement Adjustment	As Restated
Beginning fair value balance reported on the condensed consolidated balance sheet at December 31, 2021	\$ 2,381,869	\$ —	\$ 2,381,869
(Gain) Loss in fair value reported in the condensed consolidated statements of operations	(925,351)	925,351	—
Settlement of contingent consideration (Reclassified to additional paid in capital)	—	(2,381,869)	(2,381,869)
Ending fair value balance reported in the condensed consolidated balance sheet at March 31, 2022	\$ 1,456,518	\$ (1,456,518)	\$ —

NOTE 4 – REVENUE

Disaggregation of Revenue

The Company's principal geographic markets are within the U.S. The following is a description of the principal activities, by reportable segment, from which we generate revenue. For more detailed information about reportable segments, see Note 23, 22.

Entertainment Publicity and Marketing

The Entertainment Publicity and Marketing ("EPM") segment generates revenue from diversified marketing services, including public relations, entertainment and hospitality content marketing, strategic marketing consulting and content production of marketing materials. Within the EPM segment, we typically identify one performance obligation, the delivery of professional publicity services, in which we typically act as the principal. Fees are generally recognized on a straight-line or monthly basis, as the services are consumed by our clients, which approximates the proportional performance on such contracts.

We also enter into management agreements with a roster of social media influencers and are paid a percentage of the revenue earned by the social media influencer. Due to the short-term nature of these contracts, in which we typically act as the agent, the performance obligation is typically completed and revenue is recognized net at a point in time, typically the date of publication.

F-17

Content Production

The Content Production (“CPD”) segment generates revenue from the production of original motion pictures and other digital content production. In the CPD segment, we typically identify performance obligations depending on the type of service, for which we generally act as the principal. Revenue from motion pictures is recognized upon transfer of control of the licensing rights of the motion picture or web series to the customer. For minimum guarantee licensing arrangements, the amount related to each performance obligation is recognized when the content is delivered, and the window for exploitation right in that territory has begun, which is the point in time at which the customer is able to begin to use and benefit from the content. For sales or usage-based royalty income, revenue is recognized starting at the exhibition date and is based on the Company’s participation in the box office receipts of the theatrical exhibitor and the performance of the motion picture. For the years ended December 31, 2022 and 2021, the Company derived \$18,078 and \$21,894, respectively, in revenues from its motion picture *Believe* released in 2013.

During the year ended December 31, 2022, the Company minted and offered for sale a collection of 7,777 non-fungible tokens (NFT’s) titled *Creature Chronicles: Exiled Aliens*. The collection generated approximately 13,175 Solana (“SOL”) equivalent to approximately \$429,000. The Company entered into an agreement with a third party to market the collection and mint the NFT’s. Per the terms of the agreement, the Company paid the third party a fixed \$50,000 fee and 30% of the sale of the NFT collection. The Company acted as principal in the sale of the NFT’s and as such recorded the gross revenues in its consolidated statement of operations for the year ended December 31, 2022. The revenue was recognized at a point in time when the NFT’s were transferred to the consumer.

In addition, for the years ended December 31, 2023 and 2022, the Company derived \$55,518 and \$18,078, respectively in revenues from its motion picture *Believe* released in 2013. The revenues recorded by the EPM and CPD segments each segment is detailed below:

	December 31,		December 31,	
	2022	2021	2023	2022
Entertainment publicity and marketing	\$ 40,058,880	\$ 35,705,305	\$ 43,067,557	\$ 40,058,880
Content production	446,678	21,894	55,518	446,678
Total Revenues	\$ 40,505,558	\$ 35,727,199	\$ 43,123,075	\$ 40,505,558

Contract Balances

Contract assets are comprised of services provided for which consideration has not been received and are transferred to accounts receivable when the right to payment becomes unconditional. Contract assets are presented within other current assets in the consolidated balance sheets. There were no contract assets as of December 31, 2023 or 2022.

F-21

DOLPHIN ENTERTAINMENT, INC. AND SUBSIDIARIES
NOTES TO CONSOLIDATED FINANCIAL STATEMENTS
DECEMBER 31, 2022 AND 2021

Contract liabilities are recorded when the Company receives advance payments from customers for public relations projects or as deposits for promotional or brand-support video projects. Once the work is performed or the projects are delivered to the customer, the contract liabilities are deemed earned and recorded as revenue. Advance payments received are generally for short duration and are recognized once the performance obligation of the contract is met.

The opening and closing balances of our contract asset and liability balances balance from contracts with customers as of December 31, 2022 December 31, 2023 and 2021 2022 were as follows:

	Contracts Assets	Contracts Liabilities
Balance as of December 31, 2021	\$ 62,500	\$ 406,373
Balance as of December 31, 2022	—	1,641,459
Change	<u>\$ (62,500)</u>	<u>\$ 1,235,086</u>

	Contracts Liabilities
Balance as of December 31, 2022	\$ 1,641,459
Balance as of December 31, 2023	1,451,709
Change	<u>\$ (189,750)</u>

Revenues for the years ended December 31, 2022 December 31, 2023 and 2021, 2022, include the following:

	December 31,		December 31,	
	2022	2021	2023	2022
Amounts included in the beginning of year contract liability balance	\$ 384,373	\$ 389,492	\$ 1,518,113	\$ 384,373

The Company’s unsatisfied performance obligations are for contracts that have an original expected duration of one year or less and, as such, the Company is not required to disclose the remaining performance obligation.

NOTE 5.4—ACQUISITIONS

Business Acquisitions

Special Projects Media LLC

On October 2, 2023, (the “Special Projects Closing Date”), the Company acquired all of the issued and outstanding membership interest of Special Projects Media LLC, a New York limited liability company (“Special Projects”), pursuant to a membership interests purchase agreement (the “Special Projects Purchase Agreement”) between the Company and Andrea Oliveri, Nicole Vecchiarelli, Foxglove Corp and Alexandra Alonso (“Special Projects Sellers”). Special Projects is a talent booking and events agency that elevates media, fashion, and lifestyle brands. Special Projects has headquarters in New York and Los Angeles.

The total consideration paid by the Company in connection with the acquisition of Special Projects is approximately \$10.2 million, which is subject to adjustments based on a customary post-closing cash consideration adjustment. On the Special Projects Closing Date, the Company paid the Sellers \$5,000,000 million cash and issued the Sellers 2,500,000 shares of the Company’s common stock. The Company partially financed the cash portion of the consideration with the Refinancing Transaction described in Note 11. Acquisition-related costs for the acquisition of Special Projects amounted to \$116,151 and are included in acquisition costs in the consolidated statement of operations. The consolidated statement of operations for the year ended December 31, 2023 includes revenues and net loss from Special Projects amounting to \$961,875 and \$15,037, respectively.

As part of the Special Projects Purchase Agreement, the Company entered into employment agreements with Andrea Oliveri and Nicole Vecchiarelli, each for a period of four years.

The following table summarizes the fair value of the consideration transferred:

Cash paid to sellers at closing	\$ 5,000,000
Working capital adjustment	704,389
Fair value of common stock issued to the Special Projects Sellers	4,525,000
Fair value of the consideration transferred	<u>\$ 10,229,389</u>

The following table summarizes the fair values of the assets acquired and liabilities assumed by the acquisition of Special Projects on the Special Projects Closing Date. Amounts in the table are estimates that may change, as described below. There were no measurement period adjustments from the Special Projects Closing Date through December 31, 2023. The measurement period of the Special Projects acquisition concludes on October 2, 2024.

	October 2, 2023
Cash	\$ 521,821
Accounts receivable	1,155,871
Other current assets	11,338
Right-of-use asset	90,803
Other assets	30,453
Intangibles	3,740,000
Total identifiable assets acquired	<u>5,550,286</u>
Accrued payable	(764,641)
Accrued expenses and other current liabilities	(15,000)
Lease liability	(90,803)
Deferred revenue	(30,000)
Total liabilities assumed	<u>(900,444)</u>
Net identifiable liabilities acquired	4,649,842
Goodwill	5,579,547
Fair value of the consideration transferred	<u>\$ 10,229,389</u>

F-19

Due to the characteristics of the industry and services Dolphin provides, the acquisitions typically do not have significant amounts of physical assets since the principal assets acquired are client relationships, talent and trade names. As a result, a substantial portion of the purchase price is primarily allocated to intangibles assets and goodwill. Special Projects provided an additional customer vertical in which Dolphin did not have a presence and was interested in expanding. Goodwill resulting from the acquisition of Special Projects is not deductible for tax purposes.

Intangible assets acquired in the Special Projects acquisition amounted to:

- Customer relationships: \$3,110,000. The customer relationships intangible asset was valued using the multi-period excess earnings method, which was based on the estimate of future revenues and net income attributable to the existing customers, as well as any expected increases from existing customers and potential loss of customer relationships. The historical and estimated customer retention rate utilized was 88% and the assigned useful life for this asset was 12 years representing the period we expect to benefit from the asset.
- Trade name: \$630,000. Trade name refers to the Special Projects brand, which is well recognized in the target market. The fair value for the trade name was determined using the Royalty Relief Method based on the Profit Split Method, which is based on the Company's expected revenues and a royalty rate estimated using comparable industry and market data. As a result of the acquisition, the Company determined it was appropriate to assign a finite useful life of 7 years to the trade name. The Company decided that a finite life would be more appropriate, providing better matching of the amortization expense during the period of expected benefits.

The weighted-average useful life of the intangible assets acquired was 11.2 years.

Socialyte, LLC

On November 14, 2022 ("Closing Date"), the Company, through its wholly owned subsidiary, Social MidCo LLC, ("MidCo"), acquired all of the issued and outstanding membership interests of Socialyte, a Delaware limited liability company (the "Socialyte Purchase"), pursuant to a membership interest purchase agreement dated the Closing Date (the "Socialyte Purchase Agreement") between the Company and NSL Ventures, LLC (the "Socialyte Seller"). Socialyte is a New York and Los Angeles-based creative agency specializing in social media influencer marketing campaigns for brands.

The total consideration paid to the Socialyte Seller in respect to the Socialyte Purchase is was \$14,290,504, including a provisional working capital adjustment in the amount of \$2,103,668, plus the potential to earn up to an additional \$5,000,000 upon meeting certain financial targets in 2022. However, on On the acquisition date, the Company's assessment was that the targets were not expected to be achieved, therefore no contingent consideration has been was recorded for the Socialyte Purchase. On the Closing Date, the Company paid the Seller \$5,053,827 cash, issued the Seller 1,346,257 shares of its Common Stock common stock and issued the Seller a \$3,000,000 unsecured promissory note (the "Socialyte Promissory Note"), which is was to be repaid in two equal installments on June 30, 2023 and September 30, 2023. In addition, the Company issued the Seller 685,234 shares of its Common Stock common stock in satisfaction of the Closing Date working capital adjustment. The Company partially financed the cash portion of the consideration with a \$3,000,000 \$3,000,000 five-year secured loan from Bank Prov with MidCo and Socialyte as co-borrowers, which the Company guaranteed. The common stock that was issued as part of the consideration was not registered under the Securities Act. Acquisition related Acquisition-related costs for the Socialyte purchase amounted to \$456,273 and are included in acquisition costs in the consolidated statement of operations.

The consolidated statement of operations includes revenues and net income from Socialyte amounting to \$5,758,489 and \$104,121, respectively, for the year ended December 31, 2023 and \$1,078,153 and \$236,031, respectively, for the year ended December 31, 2022.

The following table summarizes the fair value of the consideration transferred:

Closing Common stock (Consideration)	\$	4,133,009
Common Stock issued at Closing as working capital adjustment		2,103,668
Cash consideration paid at closing		5,053,827
Cash consideration paid subsequent to closing (Unsecured Promissory Note issued to Seller)		3,000,000
Fair value of the consideration transferred	\$	<u>14,290,504</u>

F-22 F-20

DOLPHIN ENTERTAINMENT, INC. AND SUBSIDIARIES
NOTES TO CONSOLIDATED FINANCIAL STATEMENTS
DECEMBER 31, 2022 AND 2021

The following table summarizes the preliminary fair values of the assets acquired and liabilities assumed by the Socialyte Purchase on the Closing Date. Amounts in the table are estimates that may change, as described below. There were no Date and any measurement period adjustments from the Closing Date through December 31, 2022, recorded. The measurement period of the Socialyte Purchase concludes concluded on November 14, 2023.

	November 14, 2022	November 14, 2022 (As initially reported)	Measurement Period Adjustments	December 31, 2023 (As adjusted)
Cash	\$ 314,752	\$ 314,752	\$ —	\$ 314,752
Accounts receivable	2,758,265	2,758,265	—	2,758,265
Accrued revenue	1,040,902	1,040,902	—	1,040,902
Property, equipment and leasehold improvements	30,826	30,826	—	30,826
Prepaid expenses	351,253	351,253	—	351,253
Intangibles	5,210,000	5,210,000	—	5,210,000
Total identifiable assets acquired	9,705,998	9,705,998	—	9,705,998
Accounts payable	(3,043,871)	(3,043,871)	189,330	(2,854,541)
Accrued expenses and other current liabilities	(1,397,292)	(1,397,292)	—	(1,397,292)
Deferred revenue	(1,173,394)	(1,173,394)	—	(1,173,394)
Total liabilities assumed	(5,614,557)	(5,614,557)	189,330	(5,425,227)
Net identifiable assets acquired	4,091,441	4,091,441	—	4,280,771
Goodwill	10,199,063	10,199,063	(189,330)	10,009,733
Fair value of the consideration transferred	\$ 14,290,504	14,290,504	—	14,290,504

Due to the characteristics of the industry and services Dolphin provides, the acquisitions typically do not have significant amounts of physical assets since the principal assets acquired are client relationships and trade names. As a result, a substantial portion of the purchase price is primarily allocated to intangibles assets and goodwill. Socialyte provides Dolphin an expanded market for the growing social media and influencer market. Goodwill resulting from the Socialyte acquisition is not deductible for tax purposes.

Intangible assets acquired in the Socialyte acquisition amounted to:

- Customer relationships: \$5,060,000. The customer relationships intangible was valued using the multi-period excess earnings method, which was based on the estimate of future revenues and net income attributable to the existing customers, as well as any expected increases from existing customers and potential loss of customer relationships. The historical and estimated customer retention rate utilized was 88% and the assigned useful life for this asset was 10 years representing the period we expect to benefit from the asset.
- Trade name: \$150,000. Trade name refers to the Socialyte brand, which is somewhat well recognized in the target market. The fair value for the trade name was determined using the Royalty Relief Method based on the Profit Split Method, which is based on the Company's expected revenues and a royalty rate estimated using comparable industry and market data. As a result of the acquisition, the Company determined it was appropriate to assign a finite useful life of 3 years to the trade name. The Company decided that a finite life would be more appropriate, providing better matching of the amortization expense during the period of expected benefits.

The weighted-average useful life of the intangible assets acquired was 9.80 years.

Unaudited Pro Forma Consolidated Statements of Operations

The following presents the unaudited pro forma consolidated operations as if Special Projects and Socialyte had been acquired on January 1, 2021 January 1, 2022:

	2022	2021
Revenues	\$ 47,079,183	\$ 43,937,936
Net loss	\$ (4,365,589)	\$ (5,454,024)
	2023	2022
Revenues	\$ 45,531,713	\$ 49,026,922
Net loss	\$ (23,920,630)	\$ (4,519,085)

The pro forma amounts for 2022 2023 and 2021 2022 have been calculated after applying the Company's accounting policies and adjusting the results of the acquisitions to reflect (a) the amortization that would have been charged, assuming the intangible assets resulting from the acquisitions had been recorded on January 1, 2021 January 1, 2022, (b) to exclude \$456,273 116,151 of acquisition costs that were expensed by the Company for the year ended December 31, 2022 and December 31, 2023, (c) exclude interest paid to BankProv prior to refinancing transactions, (d) exclude prepayment penalty paid in refinancing transaction, (e) include interest expense on the Bank United term loan and the unsecured promissory note (see Note 11) in the amount of \$249,189 356,509, and \$441,157 for 2023 and 2022, respectively and (f) eliminate \$340,610 of revenue and expenses related to work performed by Special Projects for Dolphin.

DOLPHIN ENTERTAINMENT, INC. AND SUBSIDIARIES
NOTES TO CONSOLIDATED FINANCIAL STATEMENTS
DECEMBER 31, 2022 AND 2021

The impact of the acquisition acquisitions of Socialyte and Special Projects on the Company's actual results for periods following the acquisitions may differ significantly from that reflected in this unaudited pro forma information for a number of reasons. As a result, this unaudited pro forma information is not necessarily indicative of what the combined company's financial condition or results of operations would have been had the acquisitions been completed on January 1, 2021 January 1, 2022, as provided in this pro forma financial information. In addition, the pro forma financial information does not purport to project the future financial condition and results of operations of the combined company.

B/HI Communications, Inc.

Effective January 1, 2021, the Company acquired all of the issued and outstanding shares of B/HI, a California corporation (the "B/HI Purchase") pursuant to a share purchase agreement (the "B/HI Share Purchase Agreement") between the Company and Dean G. Bender and Janice L. Bender, as co-trustees of the Bender Family Trust dated May 6, 2013 (collectively, the "B/HI Sellers"). B/HI is an entertainment public relations agency that specializes in corporate and product communications programs for interactive gaming, e-sports, entertainment content and consumer product organizations.

The total consideration paid to the B/HI Seller in respect to the B/HI Purchase is \$0.8 million of shares of common stock based on a 30-day trailing trading average closing price immediately prior to, but not including, the applicable payment date adjusted for working capital, cash targets and the B/HI indebtedness as defined in the B/HI Share Purchase Agreement. During 2021, subsequent to the initial measurement, the B/HI Seller achieved certain financial performance targets pursuant to the B/HI Purchase Agreement and earned an additional \$1.2 million of which 50% was paid in cash and 50% was paid in Common Stock during the second quarter of 2022. The common stock issued as part of the consideration has not been registered under the Securities Act. Acquisition related costs for the B/HI purchase amounted to \$22,907 and are included in acquisition costs in the consolidated statement of operations. The consolidated statement of operations includes revenues from B/HI amounting to \$3.5 million for the year ended December 31, 2021.

The following table summarizes the fair value of the consideration transferred:

Payments made to settle final indebtedness, net of minimum operating cash as defined in the B/HI Share Purchase Agreement	\$ 575,856
Working capital adjustment	192,986
Fair value of common stock issued to the B/HI Sellers	36,715
Fair value of the consideration transferred	<u>\$ 805,557</u>

As a condition to the B/HI Purchase, Dean Bender, one of the sellers and Shawna Lynch, a key employee of B/HI entered into employment agreements with the Company to continue as employees after the closing of the B/HI Purchase. Mr. Bender's agreement is for a period of two years through December 31, 2022 and he served as Co-President of B/HI during that term and until his retirement on December 31, 2022. Ms. Lynch's agreement is for a period of four years and may be renewed on the same terms for two successive two-year terms. Ms. Lynch serves as Co-President of B/HI during the term of her agreement.

The following table summarizes the fair values of the assets acquired and liabilities assumed by the B/HI Purchase.

	<u>December 31, 2021</u>
Cash	\$ 65,465
Accounts receivable	154,162
Other current assets	15,262
Property, equipment and leasehold improvements	24,639
Right-of-use asset	1,044,864
Other assets	23,617
Intangibles	270,000
Total identifiable assets acquired	<u>1,598,009</u>
Accrued payable	(104,724)
Accrued expenses and other current liabilities	(259,936)
Lease liability	(1,044,864)
Deferred revenue	(56,994)
Line of credit	(456,527)
Deferred tax liability	(38,851)
Loans payable	(75,550)
Total liabilities assumed	<u>(2,037,446)</u>
Net identifiable liabilities acquired	(439,437)
Goodwill	476,152
Net assets acquired	<u>\$ 36,715</u>

F-24 F-21

DOLPHIN ENTERTAINMENT, INC. AND SUBSIDIARIES
NOTES TO CONSOLIDATED FINANCIAL STATEMENTS
DECEMBER 31, 2022 AND 2021

Asset Acquisitions

Due to
Glow Lab

On October 2, 2023, the characteristics of the industry and services Dolphin provides, the acquisitions typically do not have significant amounts of physical assets since the principal assets acquired are client relationships, talent and trade names. As a result, a substantial portion of the purchase price is primarily allocated to intangibles assets and goodwill. B/HI provided Company entered into an additional customer vertical agreement with GlowLab Collective, LLC ("GlowLab") in which Dolphin did it acquired GlowLab's influencer management client roster. As consideration, the Company agreed to issue shares of its common stock valued at \$52,387, based on the 30-day trailing closing sale price for the Company's common stock, and recorded such amount as an intangible asset. As of December 31, 2023, the shares have not have a presence been issued. There were no acquisitions costs recorded from this acquisition.

The Company assessed the acquisition under the guidance of ASC 805 and concluded it was interested in expanding. Goodwill resulting from the B/HI acquisition is not deductible for tax purposes, an asset acquisition.

NOTE 65—GOODWILL AND INTANGIBLE ASSETS

As of December 31, 2022 December 31, 2023, the Company has a balance of \$29,314,083 \$25,220,085 of goodwill on its consolidated balance sheet resulting from its acquisitions of 42West, The Door, Viewpoint, Shore Fire, Be Social, B/HI, Socialyte and Socialyte, Special Projects. All goodwill has been assigned to the entertainment publicity and marketing segment.

Goodwill

All of the Company's goodwill is related to the entertainment, publicity and marketing segment. Changes in the carrying value of goodwill were as follows:

Balance as of December 31, 2020	\$ 19,627,856	
Measurement period adjustments ⁽¹⁾	(77,094)	
Acquisitions ⁽²⁾	470,595	
Balance as of December 31, 2021	\$ 20,021,357	\$ 20,021,357
Acquisitions ⁽³⁾	10,199,063	
Acquisitions ⁽¹⁾		10,199,063
Goodwill impairment ⁽²⁾		(906,337)
Balance as of December 31, 2022		\$ 29,314,083
Acquisitions ⁽¹⁾		5,579,547
Measurement period adjustment ⁽³⁾		(189,330)
Goodwill impairment ⁽⁴⁾	(906,337)	(9,484,215)
Balance as of December 31, 2022	\$ 29,314,083	
Balance as of December 31, 2023		\$ 25,220,085

(1) Measurement period adjustments recorded in connection with the Be Social and B/HI acquisitions.

(2) Acquisition of B/HI in January 2021.

(3) Acquisition of Socialyte in November 2022, 2022 and Special Projects in October 2023.

(4) (2) The Company recorded an impairment of goodwill.

(3) The Company recorded a measurement period adjustment related to Socialyte. Refer to Note 4.

(4) The Company recorded two impairments of goodwill specifically during 2023. See below for the Goodwill assigned to Viewpoint, further information.

During the three months ended June 30, 2023, the Company's stock price remained constant and did not respond as positively as expected to new information on the Company's future projects and forecasts. This, in combination with recurring net losses, has resulted in the Company's market capitalization to be less than the Company's book value. The Company considered this to be a triggering event, and therefore performed a quantitative analysis of the fair value of goodwill as of June 30, 2023. As a result of this quantitative analysis, the Company recorded an impairment of goodwill amounting to \$6,517,400, for the goodwill value of one of the reporting units in the entertainment publicity and marketing segment, which is included in the condensed consolidated statement of operations for the year ended December 31, 2023.

In addition, as part of the Company's annual goodwill impairment review, management performed a quantitative assessment that determined that the fair value was greater than the carrying value with the exception of one of the reporting units in the entertainment publicity and marketing segment. For the goodwill value assigned to that reporting unit, management concluded the fair value of that reporting unit's goodwill was below its carrying amount. As a result, an impairment charge amounting to \$2,966,815 was recorded, which is included in the condensed consolidated statement of operations for the year ended December 31, 2023.

During the fourth quarter of 2022, management bypassed the optional qualitative assessment and performed a quantitative assessment and concluded that except as it relates to Viewpoint, it is more likely than not determined that the fair value was greater than the carrying value with the exception of one of the reporting units was not less than its carrying amount, in the entertainment publicity and marketing segment. For the goodwill value assigned to Viewpoint, that reporting unit, management concluded the fair value of that reporting unit's goodwill was below its carrying amount. As a result, an impairment charge of \$0.9 906,337 million was recorded during the year ended December 31, 2022. No impairment charges were recorded during the year ended December 31, 2021.

Intangible Assets

Intangible assets consisted of the following as of December 31, 2022 December 31, 2023 and 2021: 2022:

December 31, 2022			December 31, 2021			December 31, 2023			December 31,	
Gross Carrying Amount	Accumulated Amortization	Net Carrying Amount	Gross Carrying Amount	Accumulated Amortization	Net Carrying Amount	Gross Carrying Amount	Accumulated Amortization	Net Carrying Amount	Gross Carrying Amount	Accumulated Amortization

Intangible assets subject to amortization:												
Customer relationships	\$ 13,350,000	\$ 5,842,498	\$ 7,507,502	\$ 8,290,000	\$ 4,880,016	\$ 3,409,984	\$ 16,512,387	\$ 7,445,973	\$ 9,066,414	\$ 13,350,000	\$ 5,842,498	\$ 7,507,502
Trademarks and trade names	4,640,000	2,283,166	2,356,834	4,490,000	1,797,917	2,692,083	4,928,583	2,785,333	2,143,250	4,640,000	2,283,166	2,356,834
Non-competes agreements	690,000	670,000	20,000	690,000	650,000	40,000	690,000	690,000	—	690,000	670,000	20,000
	<u>\$ 18,680,000</u>	<u>\$ 8,795,664</u>	<u>\$ 9,884,336</u>	<u>\$ 13,470,000</u>	<u>\$ 7,327,933</u>	<u>\$ 6,142,067</u>	<u>\$ 22,130,970</u>	<u>\$ 10,921,306</u>	<u>\$ 11,209,664</u>	<u>\$ 18,680,000</u>	<u>\$ 8,795,664</u>	<u>\$ 9,884,336</u>

The following table presents the changes in intangible assets for the years ended **December 31, 2022**, December 31, 2023 and **2021: 2022**:

Balance as of December 31, 2021	\$ 6,142,067
Intangible assets from Socialyte acquisition	5,210,000
Amortization expense	(1,467,731)
Balance as of December 31, 2022	\$ 9,884,336
Intangible assets from Special Projects acquisition	3,740,000
Intangible assets from GlowLab acquisition	52,387
Amortization expense	(2,125,642)
Impairment of intangible assets	(341,417)
Balance as of December 31, 2023	<u>\$ 11,209,664</u>

Balance as of December 31, 2020	\$ 7,452,059
Intangible assets from B/HI acquisition	270,000
Amortization expense	(1,579,992)
Balance as of December 31, 2021	\$ 6,142,067
Intangible assets from Socialyte acquisition	5,210,000
Amortization expense	(1,467,731)
Balance as of December 31, 2022	<u>\$ 9,884,336</u>

During the year ended December 31, 2023, the Company recognized an impairment of the trademarks and trade names of Socialyte and Be Social in connection with the rebranding of both subsidiaries as the new “The Digital Dept.” of the Company. The impairment amount was determined to be the carrying value of both the trademark and trade name intangible assets as of September 30, 2023 (the date the rebranding was effective), which amounted to \$341,417 during the year ended December 31, 2023 and is included within impairment of intangible assets in the consolidated statements of operations.

F-25

DOLPHIN ENTERTAINMENT, INC. AND SUBSIDIARIES
NOTES TO CONSOLIDATED FINANCIAL STATEMENTS
DECEMBER 31, 2022 AND 2021

Amortization expense related to intangible assets for the next five years is as follows:

2023	\$	2,015,910	
2024		1,701,993	\$ 2,097,197
2025		1,597,789	1,967,328
2026		1,465,978	1,849,969
2027		854,992	1,212,087
2028			906,162
Thereafter		2,247,674	3,176,921
Total	\$	9,884,336	\$ 11,209,664

NOTE 76—CAPITALIZED PRODUCTION COSTS

There were no revenues earned from the domestic distribution of motion pictures for the year ended December 31, 2022. Revenue earned from the domestic distribution of motion pictures was \$21,894 for the year ended December 31, 2021. These revenues were attributable to *Believe* released December 25, 2013. The Company amortizes capitalized production costs (included as direct costs) in the consolidated statements of operations using the individual film forecast computation method. The Company had previously amortized all existing capitalized production costs, and as such, it did not record any amortization for the years ended December 31, 2022 December 31, 2023 and 2021, 2022. During the year years ended December 31, 2022, December 31, 2023 and 2022, the Company capitalized \$2,295,275 and \$1,548,000 of production costs, respectively, primarily related to the *Blue Angels* documentary film, as discussed in Note 26, 25.

The Company purchases scripts and incurs other costs, such as preparation of budgets, casting, etc., for other motion picture or digital productions. During the years ended **December 31, 2022**, **December 31, 2023** and **2021, 2022**, the Company recorded impairments of **\$87,323**, **74,412** and **\$234,734**, **87,323** related to costs of projects it does not intend to produce. The Company intends to produce the remaining projects, but they were not yet in production as of **December 31, 2022**, **December 31, 2023** or **2021, 2022**. The Company has assessed events and changes in circumstances that would indicate whether the Company should assess if the fair value of the productions is less than the unamortized costs capitalized and, aside from the ones mentioned above, did not identify other indicators of impairment.

As of **December 31, 2022**, **December 31, 2023** and **2021, 2022**, the Company had total, net capitalized production costs of **\$1,598,412**, **2,295,275** and **\$137,235**, **1,598,412**, respectively, on its consolidated balance sheets.

NOTE 8 —PROPERTY, EQUIPMENT AND LEASEHOLD IMPROVEMENTS

Property, equipment and leasehold improvement consists of:

	December 31,		December 31,	
	2022	2021	2023	2022
Furniture and fixtures	\$ 933,618	\$ 910,169	\$ 1,232,798	\$ 933,618
Computers, office equipment and software	2,288,986	1,754,737	3,075,480	2,288,986
Leasehold improvements	505,424	505,425	784,403	505,424
	3,728,028	3,170,331	5,092,681	3,728,028
Less: accumulated depreciation and amortization	(3,434,822)	(2,696,669)	(4,898,458)	(3,434,822)
	\$ 293,206	\$ 473,662	\$ 194,223	\$ 293,206

The Company recorded depreciation expense of **\$283,480**, **230,626** and **\$325,362**, **283,480**, respectively, for the years ended **December 31, 2022**, **December 31, 2023** and **2021, 2022**.

NOTE 9 —NOTES RECEIVABLE

Midnight Theatre

As During the fourth quarter of **December 31, 2022** the year ended **December 31, 2023**, the Company determined the Midnight Theatre Notes had been impaired, resulting from a review of Midnight Theatre's operating results and projections. As a result, as defined herein, amount of **December 31, 2023** the Company wrote off all outstanding Midnight Theatre Notes and any accumulated unpaid interest receivable. The write-off amounted to **\$4,426,700**, **4,108,080**, inclusive million of principal and \$475,882 of accumulated interest receivable; the write-off of the principal amount is recorded within write-off of notes receivable in the consolidated statements of operations and the accumulated interest was recorded as a reversal of interest income in the consolidated statements of operations to the extent of interest income for the year, with the remainder in the amount of **\$318,620**, **168,620** of recorded to interest receivable, and are convertible at the option of the Company into Class A and B Units of Midnight Theatre. expense.

During the year ended **December 31, 2022**, **December 31, 2023**, Midnight Theatre issued 16 unsecured convertible promissory notes made interest payments amounting to the Company (the "Midnight Theatre Notes") with an aggregate principal of **\$3,108,080**, **127,500** each with a ten percent (10%) per annum simple coupon rate. The Midnight Theatre Notes each originally had maturity dates six months from their issuance date but the maturity date for all of the Midnight Theatre Notes has been extended to September 30, 2023. The Midnight Theatre Notes allow the Company to convert the principal and accrued interest into common interest of JDDC Elemental, LLC on the maturity date. For the years ended **December 31, 2022** and **2021**, the Company recorded **\$308,483** and **\$10,137**, respectively, of interest income related to the Midnight Theatre Notes.

DOLPHIN ENTERTAINMENT, INC. AND SUBSIDIARIES
NOTES TO CONSOLIDATED FINANCIAL STATEMENTS
DECEMBER 31, 2022 AND 2021

Crafthouse Cocktails

On November 30, 2021 Crafthouse Cocktails issued a \$500,000 unsecured convertible promissory note (the “Crafthouse Note”) to the Company with an eight percent (8%) per annum simple coupon rate and a mandatorily mandatory redemption date of February 1, 2022. The Crafthouse Note allows the Company to convert the principal and accrued interest into common interest of Crafthouse on the mandatory conversion date. On February 1, 2022, the Crafthouse Note was converted and the Company was issued Series 2 common interests of Stanton South LLC, LLC, the parent company of Crafthouse Cocktails (see Note 9).

NOTE 109 —EQUITY METHOD INVESTMENTS

The Company’s equity method investment consisted consists of: (1) Class A and Class B units of JDDC Elemental LLC, a Limited Liability Company operating under the name Midnight Theatre (“Midnight Theatre”) and (2) Series 2 common interest of Stanton South LLC, which operates Crafthouse Cocktails (“Crafthouse Cocktails”), LLC.

The Company evaluated these investments under the VIE guidance and determined the Company is not the primary beneficiary of either Midnight Theatre or Crafthouse Cocktails, however it does exercise significant influence over Midnight Theatre and Crafthouse Cocktails; as a result, it accounts for these investments under the equity method of accounting.

Midnight Theatre

As part of December 31, 2022 and 2021, the Company's ongoing monitoring of its equity method investments, during the fourth quarter of the year ended December 31, 2023, the Company determined their investment in Midnight Theatre was impaired and therefore recorded an impairment for the entire balance of its investment as of December 31, 2023. This determination was made resulting from a review of Midnight Theatre's operating results and projections and the Company concluded the resulting decline in the carrying value of this investment was determined to be other than temporary in nature. The impairment amounted to \$891,494, 681,694 and \$1,000,000, respectively, which is recorded within equity in losses of unconsolidated affiliates in the Company's maximum exposure to loss. The Company will manage all aspects condensed consolidated statements of publicity and marketing for the venue, as well as facilitate talent and commercial relationships within the entertainment and culinary industries. The Company's balance as of both December 31, 2022 and 2021 represent an ownership percentage of approximately 13%, operations.

Hidden Leaf, Prior to the restaurant at impairment recognition, the Company recorded losses in connection with its equity method investment in Midnight Theatre commenced operations in early July 2022. The theater opened with limited capacity in late September 2022 and is expected amounting to fully open in \$209,800 during the Summer of 2023.

year ended December 31, 2023. During the year ended December 31, 2022, the Company recorded a loss of \$108,506, in connection with its equity method investment in Midnight Theatre.

As of December 31, 2022, the investment in Midnight Theatre did not have any operations during the year ended December 31, 2021 amounted to \$891,494. The Company's balance (prior to impairment) as of both December 31, 2023 and as such, the Company did not report any equity in earnings or losses 2022 represented an ownership percentage of Midnight Theatre for the year ended December 31, 2021 approximately 13%.

Crafthouse Cocktails

As part of the Company's ongoing monitoring of its equity method investments, during the three months ended September 30, 2023, the Company determined their investment in Crafthouse Cocktails was impaired and therefore recorded an impairment for the entire balance of its investment as of September 30, 2023. This determination was made after Crafthouse was unable to secure their latest round of funding and the Company concluded the resulting decline in the carrying value of this investment was determined to be other than temporary in nature. The impairment amounted to \$1,169,587 and is recorded within equity in losses of unconsolidated affiliates in the condensed consolidated statements of operations.

Prior to the impairment recognition, the Company recorded losses in connection with its equity method investment in Crafthouse Cocktails amounting to \$87,970 during the year ended December 31, 2023. During the year ended December 31, 2022, the Company recorded a loss of \$138,283 in connection with its equity investment in Crafthouse Cocktails.

As of December 31, 2022, the investment in Crafthouse Cocktails amounted to \$361,717.

During the year ended December 31, 2022, the Crafthouse Note discussed in Note 9 was converted and Dolphin was issued common memberships interests of Stanton South LLC. In addition, during the year ended December 31, 2022, the Company received an additional \$1,000,000 of equity investment in Stanton South LLC in connection with an agreement to render marketing services to Crafthouse Cocktails during a two-year term commencing on November 15, 2021. During the year ended December 31, 2022, the Company recognized \$500,000 for the marketing services related to this agreement. The Company's balance as of December 31, 2022, represents an ownership percentage of approximately 5.3%.

During the year ended December 31, 2022, the Company recorded a loss of \$138,238, in connection with its equity method investment in Crafthouse Cocktails.

NOTE 11 — OTHER CURRENT LIABILITIES

Other current liabilities consisted of the following:

	December 31,	
	2023	2022
Accrued funding under Max Steel marketing agreement	\$ 620,000	\$ 620,000
Accrued audit, legal and other professional fees	310,797	573,049
Accrued commissions	697,106	702,410
Accrued bonuses	971,276	469,953
Talent liability	2,983,577	3,990,984
Accumulated customer deposits	432,552	550,930
Other	1,678,806	719,510
Other current liabilities	<u>\$ 7,694,114</u>	<u>\$ 7,626,836</u>

	December 31,	
	2022	2021
Accrued funding under Max Steel marketing agreement	\$ 620,000	\$ 620,000
Accrued audit, legal and other professional fees	573,049	429,299
Accrued commissions	702,410	457,269
Accrued bonuses	469,953	360,817
Due to seller of Be Social (2021)	—	304,169
Talent liability	3,990,984	2,908,357
Accumulated customer deposits	550,930	1,206,864
Other	719,510	563,809
Other current liabilities	<u>\$ 7,626,836</u>	<u>\$ 6,850,584</u>

F-27

DOLPHIN ENTERTAINMENT, INC. AND SUBSIDIARIES
NOTES TO CONSOLIDATED FINANCIAL STATEMENTS
DECEMBER 31, 2022 AND 2021

NOTE 12.11 — DEBT

Total debt of the Company was as follows as of December 31, 2022, December 31, 2023 and 2021: 2022:

Debt Type	December 31,	
	2023	2022
Convertible notes payable (see Note 12)	\$ 5,100,000	\$ 5,050,000
Convertible notes payable - fair value option (see Note 13)	355,000	343,556
Non-convertible promissory notes (see Note 14)	3,880,000	1,368,960
Non-convertible promissory note – Socialyte (see Note 14)	3,000,000	3,000,000
Loans from related party (see Note 15)	1,107,873	1,107,873
Revolving line of credit (see Note 11)	400,000	—
Term loan, net of debt issuance costs (see Note 11)	5,482,614	2,867,592
Total debt	19,325,487	13,737,981
Less current portion of debt	(4,880,651)	(4,277,697)
Noncurrent portion of debt	\$ 14,444,836	\$ 9,460,284

Debt Type	December 31,	
	2022	2021
Convertible notes payable (see Note 13)	\$ 5,050,000	\$ 2,900,000
Convertible notes payable - fair value option (see Note 14)	343,556	998,135
Non-convertible promissory notes (see Note 15)	1,368,960	1,176,644
Non-convertible promissory notes – Socialyte (see Note 15)	3,000,000	—
Loans from related party (see Note 16)	1,107,873	1,107,873
Term loan, net of debt issuance costs (see Note 12)	2,867,592	—
Total debt	13,737,981	6,182,652
Less current portion of debt	(4,277,697)	(307,685)
Noncurrent portion of debt	\$ 9,460,284	\$ 5,874,967

F-25

The table below details the maturity dates of the principal amounts for the Company's debt as of **December 31, 2022** **December 31, 2023**:

Debt Type	Maturity Date	2023	2024	2025	2026	2027	Thereafter	Maturity Date	2024	2025	2026	2027
Convertible notes payable	Ranging between June 2023 and March 2030	\$ —	\$ 2,200,000	\$ —	\$ 450,000	\$ 2,400,000	\$ 500,000	Between October 2026 and March 2030	\$ —	\$ 800,000	\$ 1,750,000	\$ 2,550,000
Nonconvertible promissory notes	Ranging between June 2023 and November 2024	868,960	500,000	—	—	—	—	Ranging between November 2024 and March 2029	500,000	750,000	—	—
Nonconvertible unsecured promissory notes - Socialyte	Ranging between June and September 2023	3,000,000	—	—	—	—	—					
Term loan	November 14, 2027	408,737	408,737	408,737	408,737	1,232,644	—					
Nonconvertible unsecured promissory note – Socialyte								Ranging between June and September 2023	3,000,000 (A)	—	—	—
BKU Term loan								September 2028	997,473	1,083,866	1,176,307	1,270,000
Loan from related party	July 31, 2024	—	1,107,873	—	—	—	—	December 2026	—	—	1,107,873	—
		<u>\$ 4,277,697</u>	<u>\$ 4,216,610</u>	<u>\$ 408,737</u>	<u>\$ 858,737</u>	<u>\$ 3,632,644</u>	<u>\$ 500,000</u>		<u>\$ 4,497,473</u>	<u>\$ 2,633,866</u>	<u>\$ 4,034,180</u>	<u>\$ 3,820,000</u>

(A) As discussed in Notes 4 and 14 The Socialyte Purchase Agreement allows the Company to offset a working capital deficit against the Socialyte Promissory Note. As such, on June 30, 2023, the Company deferred these installment payments until the final post-closing working capital adjustment is agreed upon with the Socialyte Seller.

Credit and Security Agreement

In connection with the Socialyte Acquisition Purchase discussed in Note 5, 4, Socialyte with and MidCo entered into a Credit and Security Agreement with BankProv ("Credit Agreement"), which includes included a \$3,000,000 secured term note ("Term Loan") and \$0.5 500,000 million of a secured revolving line of credit ("Revolver"). The Credit Agreement carried an annual facility fee of \$5,000 payable on the first anniversary of the Credit Agreement's Closing Date and of \$875 on each one year one-year anniversary thereafter.

The Credit Agreement contains contained financial covenants that require the Socialyte to maintain: (1) a quarterly minimum debt service ratio of 1.25:1.00; (2) a quarterly senior funded debt to EBITDA (as defined in the Credit Agreement) not to exceed 3.00:1.00 and (3) quarterly total funded debt to EBITDA (as defined in the Credit Agreement) not to exceed 5.00:1.00, as well as the Company to maintain a minimum liquidity of \$1,500,000. The Credit Agreement also contains contained covenants that limit Socialyte's and MidCo's ability to, among other things, grant liens, incur additional indebtedness, make acquisitions or investments, dispose of certain assets, change the nature of their businesses, enter into certain transactions with affiliates or amend the terms of material indebtedness. Under the Credit Agreement, all of the assets of Socialyte are pledged as security for the term loan described below.

Term Loan

The Term Loan has had a term of five years, with a maturity date of November 14, 2027. The Company shall was required to repay the Term Loan through 60 consecutive monthly payments of principal, (based based upon a straight-line amortization period of 84 months, based on the principal amount outstanding, plus interest at an annual rate of 7.37%, commencing on December 14, 2022, and continuing on the corresponding day of each month thereafter until it is was paid in full. Any remaining unpaid principal balance, including accrued and unpaid interest and fees, if any) shall any was to be due and payable in full on November 14, 2027, its maturity date. Interest is calculated on the basis of actual days elapsed and a three hundred sixty (360) day year. During the year ended December 31, 2022, the Company made a payment of \$54,139, inclusive of \$18,425 of interest.

F-28

DOLPHIN ENTERTAINMENT, INC. AND SUBSIDIARIES
NOTES TO CONSOLIDATED FINANCIAL STATEMENTS
DECEMBER 31, 2022 AND 2021

Interest on the Term Loan shall be payable on a monthly basis. Interest shall be computed on the basis of a three hundred sixty (360) day year, for the actual number of days elapsed. Default interest shall be charged in accordance with the terms of the Term Note. Loan. During the year ended December 31, 2023, the Company made payments of \$479,745, inclusive of \$158,316 of interest.

The Term Loan was repaid on September 29, 2023 as part of the Refinancing Transaction discussed below; therefore, as of December 31, 2023, there were no amounts outstanding under the Term Loan.

Revolver

There is no amount As of December 31, 2023, the Company had drawn on \$400,000 from the Revolver, which was repaid on September 29, 2023 as part of the Refinancing Transaction discussed below. Therefore, as of December 31, 2022 and December 31, 2023, there were no amounts were drawn from outstanding under the Closing Date through December 31, 2022. Revolver. When drawn, the outstanding principal balance of the revolver shall accrue Revolver accrued interest from the date of the draw of the greater of (i) 5.50% per annum, or (ii) the Prime Rate (as defined in the Revolver) plus 0.75% per annum.

Refinancing Transaction

On September 29, 2023, the Company entered into a loan agreement with BankUnited ("BankUnited Loan Agreement") in which the existing Credit Agreement with BankProv was repaid (the "Refinancing Transaction"). The BankUnited Loan Agreement includes: (i) \$5,800,000 secured term loan ("BKU Term Loan"), (ii) and \$750,000 of a secured revolving line of credit ("BKU Line of Credit") and (iii) \$400,000 Commercial Card ("BKU Commercial Card") (collectively, the "BankUnited Credit Facility"). The BKU Term Loan carries a 1.0% origination fee and matures in September 2028, the BKU Line of Credit carries an initial origination fee of 0.5% and an 0.25% fee on each annual anniversary and matures in September 2026; the BKU Commercial Card does not have any initial or annual fee and matures in September 2026. The BKU Term Loan has a declining prepayment penalty equal to 5% in year one, 4% in year two, 3% in year three, 2% in year four and 1% in year five of the outstanding balance. The BKU Line of Credit and BKU Commercial Card can be repaid without any prepayment penalty.

Interest on the BKU Term Loan accrues at 8.10% fixed rate per annum. Principal and interest on the BKU Term Loan shall be payable on a monthly basis based on a 5-year amortization. Interest on the BKU Line of credit is payable on a monthly basis, with all principal due at maturity. The BKU Commercial Card payment is due in full at the end of each bi-weekly billing cycle. During the year ended December 31, 2023, the Company made payments in the amount of \$354,621, inclusive of \$117,141 of interest related to the BKU Term Loan.

Interest on the BKU Line of Credit is variable based on the Lender's Prime Rate and on September 29, 2023 was 8.5%. On October 2, 2023, the Company drew \$400,000 on the BKU Line of Credit. During the year ended December 31, 2023, the Company recorded interest and made payments of \$12,311 related to the BKU Line of Credit.

During the year ended December 31, 2023, the Company did not use the BKU Commercial.

The BankUnited Credit Facility contains financial covenants tested semi-annually, starting on June 30, 2024, on a trailing twelve-month basis that require the Company to maintain a minimum debt service coverage ratio of 1.25:1.00 and a maximum funded debt/EBITDA ratio of 3.00:1.00. In addition, the BankUnited Credit Facility contains a liquidity covenant that requires the Company to hold a cash balance at BankUnited with a daily minimum deposit balance of \$1,500,000.

The Refinancing Transaction was accounted for as an extinguishment of debt. In connection with this extinguishment, the Company incurred a prepayment penalty of \$79,286 and wrote-off unamortized debt origination costs of \$91,859 related to the Term Loan, which were both recognized as interest expense in the condensed consolidated statement of operations.

NOTE 13 12 — CONVERTIBLE NOTES PAYABLE

As of December 31, 2022 and 2021, the principal balance of the convertible promissory notes of \$5,050,000 and \$2,900,000, respectively, was recorded in noncurrent liabilities under the caption Convertible notes payable on the Company's consolidated balance sheets. The following is a summary of the Company's convertible notes payable as of December 31, 2022 and 2021:

Maturity Date	December 31,			
	2022		2021	
	Principal Amount	Net Carrying Amount	Principal Amount	Net Carrying Amount
October 2024	\$ 800,000	\$ 800,000	\$ —	\$ —
November 2024	500,000	500,000	—	—
December 2024	900,000	900,000	—	—
November 2026	300,000	300,000	—	—
December 2026	150,000	150,000	—	—
August 2027	2,000,000	2,000,000	2,000,000	2,000,000
September 2027	400,000	400,000	900,000	900,000
	<u>\$ 5,050,000</u>	<u>\$ 5,050,000</u>	<u>\$ 2,900,000</u>	<u>\$ 2,900,000</u>

Maturity Date	December 31,			
	2023		2022	
	Principal Amount	Net Carrying Amount	Principal Amount	Net Carrying Amount
10% convertible notes due in October 2024 (extended to Oct 2026)	\$ —	\$ —	\$ 800,000	\$ 800,000
10% convertible notes due in November 2024	—	—	500,000	500,000
10% convertible notes due in December 2024 (\$500,000 extended to December 2026)	—	—	900,000	900,000
10% convertible notes due in October 2026	800,000	800,000	—	—
10% convertible notes due in November 2026	300,000	300,000	300,000	300,000
10% convertible notes due in December 2026	650,000	650,000	150,000	150,000
10% convertible notes due in January 2027	800,000	800,000	—	—
10% convertible notes due in June 2027	150,000	150,000	—	—
10% convertible notes due in August 2027	2,000,000	2,000,000	2,000,000	2,000,000
10% convertible notes due in September 2027	400,000	400,000	400,000	400,000
	<u>\$ 5,100,000</u>	<u>\$ 5,100,000</u>	<u>\$ 5,050,000</u>	<u>\$ 5,050,000</u>

2023 Convertible Debt

Subsequent to December 31, 2022, on January 9, 2023 and January 13, 2023 During the year ended December 31, 2023, the Company issued two three convertible promissory notes payable in the aggregate amount of \$800,000,000,000. As of December 31, 2023, the Company had ten convertible notes payable outstanding. The convertible promissory notes payable bear interest at a rate of 10% per annum, mature on with initial maturity dates ranging between the second anniversary and the sixth anniversary of their issuance, respective issuances. The balance of each convertible note payable and can any accrued interest may be converted into shares of common stock at the noteholder's option at any time at a purchase price based on a 90-day average closing market price per share of the common stock. The convertible promissory notes may not be converted at a price less than \$2.00 per share.

2022 Convertible Debt

During the year ended December 31, 2022 On November 15, 2023, the Company issued seven entered into agreements with two noteholders, holding a total of five convertible promissory notes, to four extend the maturity date for two years from the original maturity date. For one of these noteholders in (holding three convertible notes), the aggregate amount of \$2,650,000 (collectively, "2022 Convertible Debt"). The convertible promissory notes bear interest at a rate of 10% per annum. Five of Company agreed to lower the convertible promissory notes mature on the second anniversary of their respective issuances and two of the convertible promissory notes mature on the fourth anniversary of their respective issuances. The balance of each convertible promissory note and any accrued interest may be converted at the noteholder's option at any time at a minimum conversion price based on a 90-day average closing market price to \$1.00 per share of share. For the common stock. Three of the remaining convertible notes, three may not be converted at a price less than \$2.50 per share and four of the convertible notes payable may not be converted at a price less than \$2.00 \$2.00 per share. share, which were their original terms.

There were no conversions As of December 31, 2023 and 2022, the principal balance of the 2022 Convertible Debt during convertible promissory notes of \$5,100,000 and \$5,050,000, respectively, of which all were recorded as noncurrent liabilities on the year ended December 31, 2022 Company's consolidated balance sheets under the caption "Convertible notes payable".

The Company recorded interest expense related to these convertible notes payable of \$33,292 543,472 and \$275,278 during the year ended December 31, 2023 and 2022, respectively. In addition, the Company made cash interest payments amounting to \$11,500 538,764 and \$277,778 during the year ended December 31, 2022, December 31, 2023 and 2022, respectively, related to the 2022 Convertible Debt.

2021 Convertible Debt convertible notes payable.

During the year ended December 31, 2021 December 31, 2023, the Company issued ten holder of two convertible promissory notes to four noteholders in converted the aggregate amount principal balance of \$5,950,000 900,000 (collectively, "2021 Convertible Debt"). The convertible promissory notes bear interest at a rate into 450,000 shares of 10% per annum and mature on the second anniversary of their respective issuances. The balance of each convertible promissory note and any accrued interest may be converted at the noteholder's option at any time common stock at a conversion price based on a 90-day average closing market price per share of the common stock but not at a price less than \$2.50 2.00 per share. At the moment of conversion, accrued interest related to these notes amounted to \$9,500 and was paid in cash.

DOLPHIN ENTERTAINMENT, INC. AND SUBSIDIARIES

During the year ended December 31, 2023, the Company paid \$50,000 to a noteholder as partial repayment for the convertible promissory note.

NOTES TO CONSOLIDATED FINANCIAL STATEMENTS

DECEMBER 31, 2022 AND 2021

During the year ended December 31, 2022, the holder of one convertible promissory note issued during 2021 converted the principal balance of \$500,000 into 125,604 shares of common stock at a conversion price of \$3.98 per share. At the moment of conversion, accrued interest related to this note amounted to \$5,278 and was paid in cash.

During the year ended December 31, 2021, the holders of seven convertible promissory notes issued during 2021 converted the principal balance of \$3,050,000 plus accrued interest of \$3,333 into 300,830 shares of common stock at conversion prices ranging between \$9.27 and \$10.74 per share.

The Company recorded interest expense of \$275,278 and \$193,153 and made cash interest payments amounting to \$277,778 and \$170,653 during the years ended December 31, 2022 and 2021, respectively, related to the 2021 Convertible Debt.

2020 Convertible Debt

During 2020, the Company issued five convertible promissory notes to five noteholders in the aggregate amount of \$1,445,000 (collectively, "2020 Convertible Debt"). The convertible promissory notes bear interest at a rate of 10% per annum and mature on the second anniversary of their respective issuances. The balance of each convertible promissory note and any accrued interest may be converted at the noteholder's option at any time at a purchase price based on a 90-day average closing market price per share of the common stock but not at a price less than \$2.50 per share, except for two convertible promissory notes in the aggregate amount of \$195,000 for which the balance of each convertible promissory note and any accrued interest may be converted at the noteholder's option at any time at a purchase price of \$3.90 per share of our common stock.

During the year ended December 31, 2021, the holders of the 2020 Convertible Debt converted the principal balance of \$1,445,000 plus accrued interest of \$8,611 into 381,601 shares of common stock at conversion prices ranging between \$3.69 and \$3.96 per share. There were no convertible promissory notes issued in 2020 outstanding as of December 31, 2022 and 2021.

The Company recorded interest expense of \$15,565 and made cash interest payments amounting to \$27,538 during the year ended December 31, 2021, related to the 2020 Convertible Debt.

F-28

NOTE 14.13 — CONVERTIBLE NOTES PAYABLE AT FAIR VALUE

The following is a summary of the Company’s convertible notes payable for which it elected the fair value option as of December 31, 2022, December 31, 2023 and 2021: 2022:

	Fair Value Outstanding as of December 31,		Fair Value Outstanding as of December 31,	
	2022	2021	2023	2022
March 4 th Note	\$ 343,556	\$ 998,135	\$ 355,000	\$ 343,556
Total convertible notes payable at fair value ^(a)	\$ 343,556	\$ 998,135	\$ 355,000	\$ 343,556

(a) All amounts as of December 31, 2022, December 31, 2023 and 2021: 2022 are recorded in noncurrent liabilities.

2020 Lincoln Park Note and Warrants
On January 3, 2020, the Company entered into a securities purchase agreement with Lincoln Park Capital Fund LLC, an Illinois limited liability company (“Lincoln Park”) and issued a convertible promissory note with a principal amount of \$1.3 million (the “2020 Lincoln Park Note”) at a purchase price of \$1.2 million together with warrants to purchase up to 41,518 shares of our common stock at an exercise price of \$3.91 per share (the “2020 Lincoln Park Warrants”).
The Company elected the fair value option recorded interest expense related to account for the 2020 Lincoln Park Note and determined that the 2020 Lincoln Park Warrants met the criteria to be accounted for as a derivative liability due to its net cash settlement provision upon a fundamental transaction. The this convertible note payable at fair value of the 2020 Lincoln Park Note on issuance was recorded as \$885,559. The fair value of the note increased by \$103,845 for the year ended December 31, 2021 and was recognized as current period other expense in the Company’s consolidated statement of operations (as no portion of such fair value adjustment resulted from instrument-specific credit risk).
During 2020, Lincoln Park converted an aggregate principal balance of \$760,000 at conversion prices between \$4.35 and \$4.45 per share and was issued 172,181 shares of common stock. During 2021, Lincoln Park converted the remaining principal balance of \$540,000 at a conversion price of \$3.91 and was issued 137,966 shares of common stock. The fair value of these shares of common stock issued was \$561,522 based on the closing trading price of the common stock on the respective trading day.
As a result of the conversions \$39,472 during 2021 described above, there was no amount outstanding on the 2020 Lincoln Park Note as of December 31, 2022 or 2021.

DOLPHIN ENTERTAINMENT, INC. AND SUBSIDIARIES
NOTES TO CONSOLIDATED FINANCIAL STATEMENTS
DECEMBER 31, 2022 AND 2021

2020 Lincoln Park Warrants

As described above, in connection with the 2020 Lincoln Park Note, the Company issued the 2020 Lincoln Park Warrants to purchase up to 41,518 shares of its common stock on January 3, 2020, as well as on each of the second, fourth, years ended December 31, 2023 and six month anniversaries 2022. In addition, the Company made cash interest payments amounting to \$39,472 during the each of the 2020 Lincoln Park Note issuance date (collectively “Series E, F, G, years ended December 31, 2023 and H Warrants”). The 2022, related to this convertible note payable at fair value of the 2020 Lincoln Park Warrants was recorded on issuance as a debt discount of \$314,441.

During 2021, the Series E, F, G, and H Warrants were all exercised for 146,027 shares via a cashless exercise formula pursuant to the warrant agreement. As a result, there were no amounts outstanding for Series E, F, G, and H Warrants as of December 31, 2022 and 2021. Prior to their exercise, the fair value of the warrants increased by \$2,397,877, which was recognized as current period other expense in the Company’s consolidated statement of operations for the year ended December 31, 2021.

As a result of the exercise during 2021 described above, there was no amount outstanding on the Series E, F, G, and H Warrants as of December 31, 2022 or 2021. value.

March 4th Note

On March 4, 2020, the Company issued a convertible promissory note to a third-party investor and in exchange received \$500,000. The Company also agreed to issue a warrant (“Series I Warrant”) to purchase up to 20,000 shares of our common stock at a purchase price of \$3.91 per share. The convertible promissory note bears interest at a rate of 8% per annum and matures on March 4, 2030. The Company elected the fair value option to account for the convertible promissory note and determined that the Series I Warrant met the criteria to be accounted for as a derivative liability due to its net cash settlement provision upon a fundamental transaction. As such, the Company recorded the fair value on issuance of the convertible promissory note and Series I Warrant as \$460,000 and \$40,000, respectively. The balance of the convertible promissory note and any accrued interest may be converted at the noteholder’s option at any time at a purchase price of \$3.91 per share of our common stock.

For the years ended December 31, 2022, December 31, 2023 and 2021, 2022, the fair value of the convertible promissory note increased by \$11,444 and decreased by \$654,579 and increased \$486,999, respectively, which were recognized as current period other income/(expense) in the Company’s consolidated statement of operations for their respective period (as no portion of such fair value adjustment resulted from instrument-specific credit risk).

For the year years ended December 31, 2022, December 31, 2023 and 2021, 2022, the fair value of the Series I Warrant decreased by \$120,000 10,000 and increased \$85,000 120,000, respectively, which was were recognized as current period other income/(expense) income in the Company’s consolidated statement of operations for their respective period. period under the caption “Change in fair value of warrants”.

As of both December 31, 2022, December 31, 2023 and 2021, 2022, the principal balance of the convertible promissory note was \$500,000. As of December 31, 2022, December 31, 2023 and 2021, 2022, the fair value of the convertible promissory note of \$343,556 355,000 and \$998,135 343,556, respectively, and the fair value of the Series I Warrant of \$15,000 5,000 and \$135,000 15,000, respectively, were recorded on the Company’s consolidated balance sheet.

March 25th Note

On March 25, 2020, the Company issued a convertible promissory note to a third-party investor for a principal amount of \$560,000 (the “March 25th Note”) and received \$500,000, net of transaction costs of \$10,000 paid to the investor and original issue discount. The Company also issued 10,000 shares of our common stock related to this convertible note payable. The maturity date of the convertible promissory note was March 25, 2021 and the balance of the convertible promissory note and any accrued interest could be converted at the noteholder’s option at any time at a purchase price of \$3.90 per share of common stock. The Company elected the fair value option to account for the convertible promissory note. The fair value of the March 25th Note on issuance was recorded at \$500,000.

For the year ended December 31, 2021, the fair value of the note decreased by \$20,000, which was recognized as current period other income in the Company’s consolidated statement of operations (as no portion of such fair value adjustment resulted from instrument-specific credit risk).

During the year ended December 31, 2021, the March 25th Note was fully converted into 143,588 shares of Company’s common stock. As a result, no amounts remain outstanding as of December 31, 2022 and 2021 related to the March 25th Note.

F-31

DOLPHIN ENTERTAINMENT, INC. AND SUBSIDIARIES
NOTES TO CONSOLIDATED FINANCIAL STATEMENTS
DECEMBER 31, 2022 AND 2021

NOTE 15.14 —NONCONVERTIBLE PROMISSORY NOTES

Nonconvertible Promissory Notes

As of December 30, 2022, December 31, 2023 and 2022, the Company has outstanding had a balance of \$500,000 and \$868,960, respectively, net of debt discounts recorded as current liabilities and \$3,380,000 and \$500,000 respectively, in noncurrent liabilities on its condensed consolidated balance sheets related to these unsecured nonconvertible promissory notes. These nonconvertible promissory notes in the aggregate amount of \$1,368,960, which bear interest at a rate of 10% per annum and mature between November 2024 and March 2029.

F-29

During the year ended December 31, 2023, the Company issued two unsecured nonconvertible promissory notes in the aggregate amount of \$2,630,000 and received proceeds of \$2,630,000.

In June 2023 and November 2024.

As 2023, two unsecured nonconvertible promissory note amounting to \$750,000 matured and were extended for an additional period of December 31, 2022 two years, now maturing on June 14, 2025 (\$400,000) and 2021, November 4, 2025 (\$350,000). In January 2022, its maturity date, a non-convertible promissory note amounting to \$200,000 was repaid in cash. During the year ended December 31, 2023 and 2022, the Company had made repayments on a balance nonconvertible promissory note with a maturity date of December 11, 2023 in the amount of \$868,960 118,960 and \$307,685 107,684, respectively, net of debt discounts, recorded as Notes payable and \$500,000 and \$426,645, respectively as of December 31, 2022 and 2021 in Notes payable, noncurrent portion, on its consolidated balance sheets related to these nonconvertible promissory notes, respectively.

During the years ended December 31, 2022 December 31, 2023 and 2021, 2022, the Company recorded interest expense on its consolidated statements of operations amounting to of \$97,468 338,843 and \$122,456 97,468, respectively, and paid interest of \$95,318 308,044 and \$123,025 95,318, respectively related to these nonconvertible notes payable.

On January 15, 2022, its maturity date, a non-convertible promissory note amounting to \$200,000 was repaid in cash.

Subsequent to December 31, 2022, on February 22, 2023 December 31, 2023, the Company entered into issued a nonconvertible promissory note to a related party in the amount of \$2.2 900,000 million. The note bears interest at a rate of 10% per annum and matures. See Note 15 for additional information on March 31, 2028, the nonconvertible promissory note.

Nonconvertible unsecured promissory notes – Socialyte Promissory Note

As discussed in Note 5, 4, as part of the Socialyte Purchase, the Company entered into the Socialyte Promissory Note amounting to \$3,000,000. The Socialyte Promissory Note matures on September 30, 2023 and will be payable in two payments: \$1,500,000 on June 30, 2023 and \$1,500,000 on September 30, 2023. The Socialyte Promissory Note carries an interest of 4% per annum, which accrues monthly, and all accrued interest shall was to be due and payable on September 30, 2023. The Socialyte Promissory Note matured on September 30, 2023 and was payable in two payments: \$1,500,000 on June 30, 2023 and \$1,500,000 on September 30, 2023. The Socialyte Purchase Agreement allows the Company to offset a working capital deficit against the Socialyte Promissory Note. As such, on June 30, 2023, the Company deferred these installment payments until the final post-closing working capital adjustment is agreed upon with the Socialyte Seller.

The Company recorded interest expense related to the Socialyte Promissory Note of \$135,000 for the year ended December 31, 2023.

NOTE 16 15 — LOANS FROM RELATED PARTY

The Company issued Dolphin Entertainment, LLC (“DE LLC”), an entity wholly owned by the Company’s Chief Executive Officer, William O’Dowd (the “CEO”), previously advanced funds for working capital to Dolphin Films. In prior years, Dolphin Films entered into a promissory note with DE LLC (the “Original DE “DE LLC Note”) in which matures on December 31, 2026. As of both December 31, 2023, and 2022, the Company had a principal amount balance of \$1,009,624 1,107,873, which was payable on demand. The Original DE LLC Note was payable on demand and accrued interest at a rate of \$10 277,423% per annum. The Original and \$166,637, respectively, relating to the DE LLC Note allowed for additional advances of working capital during its term. Additional funds in the amount of \$98,249 were advanced to the Company prior to 2021 and on June 15, 2021 the Company exchanged the Original DE LLC Note for a new note with an initial maturity date of July 31, 2023 and a principal amount of \$1,107,873 (“New DE LLC Note” and together with the Original DE LLC Note, “the DE LLC Notes”). Other than the change in maturity date and principal amount, there were no other changes to the interest or any other terms of the Original DE LLC Note. On June 30, 2022, the New DE LLC Note’s maturity date was extended to December 31, 2026.

For the years ended December 30, 2022 December 30, 2023 and 2021, 2022, the Company did not repay any principal balance of the New DE LLC Note. During both the years ended December 31, 2022 December 31, 2023 and 2021, 2022, the Company recorded interest expense related to the DE LLC Notes Note of \$110,787 on its consolidated statements of operations operations. The Company did not make cash interest payments during both the years ended December 31, 2023 and repaid 2022, related to this loan from related party.

Subsequent to December 31, 2023, the Company issued a nonconvertible promissory note to Mr. Donald Scott Mock, brother of Mr. O’Dowd in the amount of \$81,621 900,000 and received proceeds of \$900,000. The promissory note bears interest during the year ended December 31, 2021. There were no interest repayments during the year ended December 31, 2022 at a rate of 10% per annum and matures on January 16, 2029.

As of both December 31, 2022, and 2021, the Company had a principal balance of \$1,107,873, and accrued interest of \$166,637 and \$55,849, respectively, relating to the DE LLC Notes.

NOTE 17 16 — FAIR VALUE MEASUREMENTS

The Company’s non-financial assets measured at fair value on a nonrecurring basis include goodwill and intangible assets. The determination of our intangible fair values includes several assumptions and inputs (Level 3) that are subject to various risks and uncertainties. Management believes it has made reasonable estimates and judgments concerning these risks and uncertainties. All other financial assets and liabilities are carried at amortized cost.

The Company’s cash balances are representative of their fair values, as these balances are comprised of deposits available on demand. The carrying amounts of accounts receivable, notes receivable, prepaid and other current assets, accounts payable and other non-current liabilities approximate their fair values because of the short turnover of these instruments.

DOLPHIN ENTERTAINMENT, INC. AND SUBSIDIARIES
NOTES TO CONSOLIDATED FINANCIAL STATEMENTS
DECEMBER 31, 2022 AND 2021

Financial Disclosures about Fair Value of Financial Instruments

The tables below set forth information related to the Company's consolidated financial instruments:

	Level in Fair Value Hierarchy	December 31, 2022		December 31, 2021	
		Carrying Amount	Fair Value	Carrying Amount	Fair Value
Assets:					
Cash and cash equivalents	1	\$ 6,069,889	\$ 6,069,889	\$ 7,688,743	\$ 7,688,743
Restricted cash	1	1,127,960	1,127,960	541,883	541,883
Liabilities:					
Convertible notes payable	3	\$ 5,050,000	\$ 4,865,000	\$ 2,900,000	\$ 2,900,000
Convertible note payable at fair value	3	343,556	343,556	998,135	998,135
Warrant liability	3	15,000	15,000	135,000	135,000
Contingent consideration	3	738,821	738,821	4,284,221	4,284,221
Put Rights					

Put Rights

	Level in Fair Value Hierarchy	December 31, 2023		December 31, 2022	
		Carrying	Fair	Carrying	Fair
		Amount	Value	Amount	Value
Assets:					
Cash and cash equivalents	1	\$ 6,432,731	\$ 6,432,731	\$ 6,069,889	\$ 6,069,889
Restricted cash	1	1,127,960	1,127,960	1,127,960	1,127,960
Liabilities:					
Convertible notes payable	3	\$ 5,100,000	\$ 4,875,000	\$ 5,050,000	\$ 4,865,000
Convertible note payable at fair value	3	355,000	355,000	343,556	343,556
Warrant liability	3	5,000	5,000	15,000	15,000
Contingent consideration	3	—	—	738,821	738,821

As of December 31, 2022 or 2021, there were no amounts due to the sellers of 42West and certain 42West employees from the exercise of the put rights. During the year ended December 31, 2021, the sellers exercised their put rights in accordance with their respective put agreements and caused the Company to purchase the remaining shares of common stock.

Due to the change in the fair value of the put rights for the period in which the put rights were outstanding during the year ended December 31, 2021, the Company recorded a loss of \$71,106 in the consolidated statements of operations.

For the put rights, which are measured at fair value and categorized within Level 3 of the fair value hierarchy, the following is a reconciliation of the fair values for the years ended December 31, 2021. As there were no amounts outstanding as of December 31, 2021, there was no movement in the Put Rights during the year ended December 31, 2022:

Ending fair value balance reported in the consolidated balance sheet at December 31, 2020	\$ 1,544,029
Put rights paid in 2021	(1,015,135)
Loss due to change in fair value	71,106
Loss in exchange of shares for put rights ^(a)	106,688
Put rights converted into 115,366 shares of common stock	(706,688)
Ending fair value of put rights reported in the consolidated balance sheet at December 31, 2021	\$ —

^(a) The loss in exchange of shares for the put rights is included in gain on extinguishment of debt in the consolidated statements of operations.

Convertible notes payable

As of December 31, 2022 December 31, 2023, the Company has ten outstanding convertible notes payable with aggregate principal amount of \$5,050,000 \$5,100,000. See Note 13 12 for further information on the terms of these convertible notes, notes and the respective carrying amounts and fair values.

	Level	December 31, 2022		December 31, 2021	
		Carrying Amount	Fair Value	Carrying Amount	Fair Value
10% convertible notes due in October 2024	3	\$ 800,000	\$ 817,000	\$ —	\$ —
10% convertible notes due in November 2024	3	500,000	513,000	—	—
10% convertible notes due in December 2024	3	900,000	912,000	—	—
10% convertible notes due in November 2026	3	300,000	285,000	—	—
10% convertible notes due in December 2026	3	150,000	143,000	—	—
10% convertible notes due in August 2027	3	2,000,000	1,834,000	2,000,000	1,998,000
10% convertible notes due in September 2027	3	400,000	361,000	900,000	902,000
		<u>\$ 5,050,000</u>	<u>\$ 4,865,000</u>	<u>\$ 2,900,000</u>	<u>\$ 2,900,000</u>

The following is a summary of the Company's convertible notes payable as of December 31, 2023 and 2022:

DOLPHIN ENTERTAINMENT, INC. AND SUBSIDIARIES
NOTES TO CONSOLIDATED FINANCIAL STATEMENTS
DECEMBER 31, 2022 AND 2021

Maturity Date	December 31,			
	2023		2022	
	Carrying Amount	Fair Value	Carrying Amount	Fair Value
10% convertible notes due in October 2024	\$ —	\$ —	\$ 800,000	\$ 817,000
10% convertible notes due in November 2024	—	—	500,000	513,000
10% convertible notes due in December 2024	—	—	900,000	912,000
10% convertible notes due in October 2026	800,000	817,000	—	—
10% convertible notes due in November 2026	300,000	285,000	300,000	285,000
10% convertible notes due in December 2026	650,000	649,000	150,000	143,000
10% convertible notes due in January 2027	800,000	821,000	—	—
10% convertible notes due in June 2027	150,000	140,000	—	—
10% convertible notes due in August 2027	2,000,000	1,808,000	2,000,000	1,834,000
10% convertible notes due in September 2027	400,000	355,000	400,000	361,000
	<u>\$ 5,100,000</u>	<u>\$ 4,875,000</u>	<u>\$ 5,050,000</u>	<u>\$ 4,865,000</u>

The Convertible Notes are categorized within Level 3 of the fair value hierarchy. The estimated fair value of the convertible notes was computed using a Monte Carlo Simulation, using the following assumptions:

Fair Value Assumption – Convertible Debt	December 31,		December 31,	
	2022	2021	2023	2022
Stock Price	\$ 1.81	\$ 8.52	\$ 1.71	\$ 1.81
Minimum Conversion Price	\$ 2.00 - 2.50	\$ 2.50	\$ 2.00 - 2.50	\$ 2.00 - 2.50
Annual Asset Volatility Estimate	100 %	100 %	80 %	100 %
Risk Free Discount Rate (based on U.S. government treasury obligation with a term similar to that of the convertible note)	4.02% - 4.49 %	0.61% - 0.64 %	3.95 % - 5.01 %	4.02% - 4.49 %

Fair Value Option (“FVO”) Election – Convertible note payable and freestanding warrants

Convertible note payable, at fair value

As of December 31, 2022 December 31, 2023, the Company has one outstanding convertible note payable with a face value of \$500,000, the March 4th Note, which is accounted for under the ASC 825-10-15-4 FVO election. Under the FVO election, the financial instrument is initially measured at its issue-date estimated fair value and subsequently remeasured at estimated fair value on a recurring basis at each reporting period date. The estimated fair value adjustment is presented as a single line item within other (expenses) income in the accompanying consolidated statements of operations under the caption “Change in fair value of convertible notes.”

The March 4th Note is measured at fair value and categorized within Level 3 of the fair value hierarchy. The following is a reconciliation of the fair values from December 31, 2021 December 31, 2022 to December 31, 2022 December 31, 2023:

	March 4th Note
Beginning fair value balance reported on the consolidated balance sheet at December 31, 2020	\$ 511,136
Loss on change of fair value reported in the consolidated statements of operations	486,999
Beginning fair value balance reported on the consolidated balance sheet at December 31, 2021	998,135
(Gain) on change of fair value reported in the consolidated statements of operations	(654,579)
Ending fair value balance reported on the consolidated balance sheet at December 31, 2022	<u>\$ 343,556</u>

	March 4th Note
Fair value as of December 31, 2021	\$ 998,135
(Gain) on change of fair value reported in the consolidated statements of operations	(654,579)
Fair value as of December 31, 2022	343,556
Loss on change of fair value reported in the consolidated statements of operations	11,444
Fair value as of December 31, 2023	<u>\$ 355,000</u>

The estimated fair value of the March 4th Note as of December 31, 2022 December 31, 2023 and December 31, 2021, 2022, was computed using a Black-Scholes simulation of the present value of its cash flows using a synthetic credit rating analysis and a required rate of return, using the following assumptions:

	December 31,	December 31,

	2022	2021	2023	2022
Face value principal payable	\$ 500,000	\$ 500,000	\$ 500,000	\$ 500,000
Original conversion price	\$ 3.91	\$ 3.91	\$ 3.91	\$ 3.91
Value of Common Stock	\$ 1.81	\$ 8.52	\$ 1.71	\$ 1.81
Expected term (years)	7.18	8.18	6.16	7.18
Volatility	100 %	100 %	90 %	100 %
Risk free rate	3.96 %	1.47 %	4.41 %	3.96 %

Warrants

In connection with the March 4th Note, the Company issued the Series I Warrants. The Series I Warrants are measured at fair value and categorized within Level 3 of the fair value hierarchy. The following is a reconciliation of the fair values from December 31, 2020 to **December 31, 2022** **December 31, 2023**:

Fair Value:	Series I
Beginning fair value balance reported on the consolidated balance sheet at December 31, 2020	\$ 50,000
Loss on change of fair value reported in the consolidated statements of operations	85,000
Beginning fair value balance reported on the consolidated balance sheet at December 31, 2021	\$ 135,000
(Gain) on change of fair value reported in the consolidated statements of operations	(120,000)
Ending fair value balance reported on the consolidated balance sheet at December 31, 2022	\$ 15,000

F-34

DOLPHIN ENTERTAINMENT, INC. AND SUBSIDIARIES
NOTES TO CONSOLIDATED FINANCIAL STATEMENTS
DECEMBER 31, 2022 AND 2021

Fair Value:	Series I
Fair value balance reported on the consolidated balance sheet at December 31, 2020	\$ 50,000
Loss on change of fair value reported in the consolidated statements of operations	85,000
Fair value balance reported on the consolidated balance sheet at December 31, 2021	135,000
(Gain) on change of fair value reported in the consolidated statements of operations	(120,000)
Fair value balance reported on the consolidated balance sheet at December 31, 2022	15,000
(Gain) on change of fair value reported in the consolidated statements of operations	(10,000)
Fair value balance reported on the consolidated balance sheet at December 31, 2023	\$ 5,000

The estimated fair value of the Series I Warrants was computed using a Black-Scholes valuation model, using the following assumptions:

Fair Value Assumption - Series I Warrants	December 31,		December 31,	
	2022	2021	2023	2022
Exercise Price per share	\$ 3.91	\$ 3.91	\$ 3.91	\$ 3.91
Value of Common Stock	\$ 1.81	\$ 8.52	\$ 1.71	\$ 1.81
Expected term (years)	2.67	3.67	1.67	2.67
Volatility	100 %	100 %	70 %	100 %
Dividend yield	0 %	0 %	0 %	0 %
Risk free rate	4.28 %	1.07 %	4.41 %	4.28 %

Contingent consideration

The Company records the fair value of the contingent consideration liability in the consolidated balance sheets under the caption "Contingent consideration" and records changes to the liability against earnings or loss under the caption "Change in fair value of contingent consideration" in the consolidated statements of operations.

As discussed in Note 5, during the year ended December 31, 2021, the B/HI seller met the conditions for payment of contingent consideration. As a result, the contingent consideration has been recorded as the actual amount of the payout to the B/HI seller, \$1.1 million, of which \$600,000 was paid in cash on June 29, 2022 and the remainder in common stock, which was settled on June 14, 2022 by the issuance of 163,369 shares of Company common stock.

For the contingent consideration related to Be Social, the Company utilized a Monte Carlo Simulation model, which incorporates significant inputs that are not observable in the market, and thus represents a Level 3 measurement as defined in ASC 820. The unobservable inputs utilized for measuring the fair value of the contingent consideration reflect management's own assumptions about the assumptions that market participants would use in valuing the contingent consideration as of the acquisition date. The Company determined the fair value by using the following key inputs to the Monte Carlo Simulation Model:

Inputs	As of December 31, 2021
Risk Free Discount Rate (based on US government treasury obligation with a term similar to that of the contingent consideration)	0.73 %
Annual Asset Volatility Estimate	85.00 %

For the contingent consideration, which is measured at fair value categorized within Level 3 of the fair value hierarchy, the following is a reconciliation of the fair values from December 31, 2020 to December 31, 2021 to December 31, 2022 to December 31, 2023:

	The Door ⁽¹⁾	Be Social ⁽³⁾	B/HI ⁽²⁾
Beginning fair value balance reported on the consolidated balance sheet at December 31, 2020	\$ 370,000	\$ 160,000	\$ —
Loss on change of fair value reported in the consolidated statements of operations	2,011,869	550,000	1,192,352
Ending fair value balance reported on the consolidated balance sheet at December 31, 2021	\$ 2,381,869	\$ 710,000	\$ 1,192,352
Loss on change of fair value reported in the consolidated statements of operations, as revised	—	(5,000)	(76,106)
Settlement of contingent consideration	(2,381,869)	—	(1,116,246)
Ending fair value balance reported in the consolidated balance sheet at December 30, 2022	\$ —	\$ 705,000	\$ —

	The Door ⁽¹⁾	Be Social ⁽³⁾	B/HI ⁽²⁾
Beginning fair value balance reported on the consolidated balance sheet at December 31, 2021	\$ 2,381,869	\$ 710,000	\$ 1,192,352
Loss on change of fair value reported in the consolidated statements of operations, as revised	—	(5,000)	(76,106)
Settlement of contingent consideration	(2,381,869)	—	(1,116,246)
Ending fair value balance reported in the consolidated balance sheet at December 31, 2022	\$ —	\$ 705,000	\$ —
Reclassified to additional paid in capital	—	33,821	—
Loss on change of fair value reported in the consolidated statements of operations, as revised	—	33,226	—
Settlement of contingent consideration	—	(772,047)	—
Ending fair value balance reported in the consolidated balance sheet at December 31, 2023	\$ —	\$ —	\$ —

- Based on the net income for the year ended December 31, 2021, The Door achieved the conditions for the earnout consideration, which was settled on June 7, 2022 by payment the issuance of 279,562 shares of common stock.
- During the year ended December 31, 2021, B/HI achieved the conditions for the earnout consideration, which were settled on June 14 June 14, 2022 with the issuance of 163,369 shares of common stock and payment in cash of \$600,000 on June 29, 2022.

- (3) During the year ended December 31, 2023, as described above, the Company settled the contingent consideration liability related to Be Social through payment of \$500,000 in cash and issuance of 145,422 shares of the common stock, with a value of \$272,047 on April 25, 2023.

NOTE 18.17 — VARIABLE INTEREST ENTITIES

VIEs are entities that, by design, either (1) lack sufficient equity to permit the entity to finance its activities without additional subordinated financial support from other parties, or (2) have equity investors that do not have the ability to make significant decisions relating to the entity's operations through voting rights, or do not have the obligation to absorb the expected losses or the right to receive the residual returns of the entity.

F-35

DOLPHIN ENTERTAINMENT, INC. AND SUBSIDIARIES
NOTES TO CONSOLIDATED FINANCIAL STATEMENTS
DECEMBER 31, 2022 AND 2021

The primary beneficiary of a VIE is required to consolidate the assets and liabilities of the VIE. The primary beneficiary is the party that has both (1) the power to direct the activities of an entity that most significantly impact the VIE's economic performance; and (2) through its interests in the VIE, the obligation to absorb losses or the right to receive benefits from the VIE that could potentially be significant to the VIE. To assess whether the Company has the power to direct the activities of a VIE that most significantly impact the VIE's economic performance, the Company considers all the facts and circumstances, including its role in establishing the VIE and its ongoing rights and responsibilities.

To assess whether the Company has the obligation to absorb losses or the right to receive benefits from the VIE that could potentially be significant to the VIE, the Company considers all of its economic interests, including debt and equity investments, servicing fees, and derivative or other arrangements deemed to be variable interests in the VIE. This assessment requires that the Company apply judgment in determining whether these interests, in the aggregate, are considered potentially significant to the VIE.

The Company evaluated the entities in which it did not have a majority voting interest and determined that it had (1) the power to direct the activities of the entities that most significantly impact their economic performance and (2) had the obligation to absorb losses or the right to receive benefits from these entities. As such the financial statements of JB Believe, LLC are consolidated in the consolidated balance sheets as of **December 31, 2022**, **December 31, 2023** and **2021, 2022**, and in the consolidated statements of operations and statements of cash flows presented herein for the years ended **December 31, 2022**, **December 31, 2023** and **2021, 2022**. This entity was previously under common control and has been accounted for at historical costs for all periods presented.

JB Believe LLC As of and for the years ended December 31,			
	2022		2021
Assets	\$ 7,354	\$	265,778
Liabilities	\$ (6,491,314)	\$	(6,749,738)
Revenues	\$ 18,078	\$	21,894
Expenses	\$ —	\$	(7,437)

JB Believe LLC As of and for the years ended December 31,			
	2023		2022
Assets	\$ 7,354	\$	7,354
Liabilities	\$ (6,491,314)	\$	(6,491,314)
Revenues	\$ 55,518	\$	18,078
Expenses	\$ —	\$	—

The Company performs ongoing reassessments of (1) whether entities previously evaluated under the majority voting-interest framework have become VIEs, based on certain triggering events, and therefore would be subject to the VIE consolidation framework, and (2) whether changes in the facts and circumstances regarding the Company's involvement with a VIE cause the Company's consolidation conclusion to change. The consolidation status of the VIEs with which the Company is involved may change as a result of such reassessments. Changes in consolidation status are applied prospectively with assets and liabilities of a newly consolidated VIE initially recorded at fair value unless the VIE is an entity which was previously under common control, which in that case is consolidated based on historical cost. A gain or loss may be recognized upon deconsolidation of a VIE depending on the amounts of deconsolidated assets and liabilities compared to the fair value of retained interests and ongoing contractual arrangements.

JB Believe LLC, an entity owned by Believe Film Partners LLC, of which the Company owns a 25% membership interest, was formed for the purpose of recording the production costs of the motion picture "Believe". The Company was given unanimous consent by the members to enter into domestic and international distribution agreements for the licensing rights of the motion picture, *Believe*, until such time as the Company had been repaid \$3,200,000 for the investment in the production of the film and \$5,000,000 for the publicity and advertising expenses to market and release the film in the US. The Company has not been repaid these amounts and as such is still in control of the distribution of the film. **For the year ended December 31, 2021, the Company recorded revenues of \$21,894, related to domestic distribution of Believe. There were revenues recorded during the year ended December 31, 2022.** The capitalized production costs related to Believe were either amortized or impaired in **previous years, years prior to 2022**. JB Believe LLC's primary liability is to the Company which it owes **\$6,491,834**, **6,241,314**, which eliminates in consolidation.

NOTE 19 18 — STOCKHOLDERS' EQUITY

Preferred Stock

The Company's Amended and Restated Articles of Incorporation authorize the issuance of 10,000,000 shares of preferred stock. The Company's Board of Directors (the "Board") has the power to designate the rights and preferences of the preferred stock and issue the preferred stock in one or more series.

DOLPHIN ENTERTAINMENT, INC. AND SUBSIDIARIES
NOTES TO CONSOLIDATED FINANCIAL STATEMENTS
DECEMBER 31, 2022 AND 2021

On July 6, 2017, pursuant Pursuant to the Second Amended and Restated Articles of Incorporation dated July 6, 2017, each share of Series C Preferred Stock ("Series C") is convertible into one share of common stock, subject to adjustment for each issuance of common stock (but not upon issuance of common stock equivalents) that occurred, or occurs, from the date of issuance of the Series C (the "issue date") until the fifth (5th) anniversary of the issue date (i) upon the conversion or exercise of any instrument issued on the issued date or thereafter issued (but not upon the conversion of the Series C), (ii) upon the exchange of debt for shares of common stock, or (iii) in a private placement, such that the total number of shares of common stock held by an "Eligible Class C Preferred Stock Holder" (based on the number of shares of common stock held as of the date of issuance) will be preserved at the same percentage of shares of common stock outstanding held by such Eligible Class C Preferred Stock Holder on such date. An Eligible Class C Preferred Stock Holder means any of (i) DE LLC for so long as Mr. O'Dowd continues to beneficially own at least 90% and serves on the board of directors or other governing entity, (ii) any other entity in which Mr. O'Dowd beneficially owns more than 90%, or a trust for the benefit of others, for which Mr. O'Dowd serves as trustee and (iii) Mr. O'Dowd individually. Series C will only be convertible by the Eligible Class C Preferred Stock Holder upon the Company satisfying one of the "optional conversion thresholds." Specifically, a majority of the independent directors of the Board, in its sole discretion, must determine that the Company accomplished any of the following (i) EBITDA of more than \$3.0 3.0 million in any calendar year, (ii) production of two feature films, (iii) production and distribution of at least three web series, (iv) theatrical distribution in the United States of one feature film, or (v) any combination thereof that is subsequently approved by a majority of the independent directors of the Board based on the strategic plan approved by the Board. At a meeting of the Board on November 12, 2020, a majority of the independent directors of the Board approved that the "optional conversion threshold" had been met. As a result, the Series C became immediately convertible and as of December 31, 2021 is convertible into 4,738,940 shares of common stock, subject to the restriction discussed below. Additionally, DE LLC, as the holder of the Series C is entitled to 14,216,819 votes, which are equal to approximately 54% of the voting securities of the Company.

At the a meeting of the Board on November 12, 2020, the Board and Mr. O'Dowd agreed to restrict the conversion of the Series C until the Board approved its conversion. Therefore, on November 16, 2020, the Company and DE, LLC entered into a Stock Restriction Agreement pursuant to which the conversion of the Series C is prohibited until such time as a majority of the independent directors of the Board approves the removal of the prohibition. The Stock Restriction Agreement also prohibits the sale or other transfer of the Series C until such transfer is approved by a majority of the independent directors of the Board. The Stock Restriction Agreement shall terminate upon a Change of Control (as such term is defined in the Stock Restriction Agreement) of the Company.

On September 27, 2022, the Company's shareholders approved a proposed an amendment to the terms of the Series C Convertible Preferred Stock included in our Articles of Incorporation to increase the number of votes per share of common stock the Series C is convertible into from three votes per share to five votes per share. As a result, DE LLC, as the holder of the Series C is entitled to 23,694,700 votes, which are equal to approximately 57% of the voting securities of the Company as of December 31, 2023.

As of December 31, 2023, the Series C is entitled to 23,694,699 votes which is approximately 57% of our voting securities. The holder of Series C is entitled to vote together as a single class on all matters upon which common stockholders are entitled to vote. Your voting rights will be diluted as a result of these super voting rights.

The Certificate of Designation also provides for a liquidation value of \$0.001 per share and dividend rights of the Series C on parity with the Company's common stock.

Common Stock

On September 24, 2021, the Company, filed Articles of Amendment (the "Articles of Amendment") to its The Company's Amended and Restated Articles of Incorporation effecting authorize the issuance 200,000,000 shares of common stock.

On October 31, 2023, the Company entered into an amendment Underwriting Agreement (the "Underwriting Agreement") with Maxim Group LLC (the "Underwriter"), pursuant to increase which the number Company agreed to issue and sell to the Underwriter in an underwritten public offering (the "Offering") an aggregate of authorized 1,400,000 shares of the Company's common stock from 40,000,000 at a price of \$1.65 per share. Under the terms of the Underwriting Agreement, the Company granted the Underwriter an option, exercisable for 45 days, to purchase up to an additional 210,000 shares to 200,000,000 of the Company's common stock. On November 30, 2023, the Underwriter exercised this option and purchased an additional 42,150 shares. The Articles Company received gross proceeds of Amendment were approved approximately \$2,380,000 before deducting underwriting discounts and commissions and estimated offering expenses that are payable by the Company's shareholders at Company. The Company used the 2021 annual meeting of shareholders, net proceeds for working capital and other general corporate purposes. The Offering closed November 2, 2023.

2022 Lincoln Park Transaction

On August 10, 2022, the Company entered into a new purchase agreement (the "LP 2022 Purchase Agreement") and a registration rights agreement (the "LP 2022 Registration Rights Agreement") with Lincoln Park Capital Fund, LLC ("Lincoln Park"), pursuant to which the Company could sell and issue to Lincoln Park, and Lincoln Park was obligated to purchase, up to \$25,000,000 in value of its shares of common stock from time to time over a 36-month period. Pursuant to the terms of the LP 2022 Registration Rights Agreement, the issuance of shares pursuant to the LP 2022 Purchase Agreement have been registered pursuant to our effective registration statement on Form S-1, and the related prospectus dated September 15, 2022.

The Company may direct Lincoln Park, at its sole discretion, and subject to certain conditions, to purchase up to 50,000 shares of common stock on any business day (a "Regular Purchase"). The amount of a Regular Purchase may be increased under certain circumstances up to 75,000 shares if the closing price is not below \$7.50 and up to 100,000 shares if the closing price is not below \$10.00, provided that Lincoln Park's committed obligation for Regular Purchases on any business day shall not exceed \$2,000,000. The purchase price for Regular Purchases (the "Purchase Price") shall be equal to 98.75% of the lesser of: (i) the lowest sale price of the Common Stock during the Purchase Date, or (ii) the average of the three (3) lowest closing sale prices of the Common Stock during the ten (10) business days prior to the Purchase Date. In the event we purchase the full amount allowed for a Regular Purchase on any given business day, we may also direct Lincoln Park to purchase additional amounts as accelerated and additional accelerated purchases. The purchase price for the accelerated and additional accelerated purchases shall be equal to the lesser of 96% of (i) the closing sale price on the accelerated purchase date, or (ii) such date's volume weighted average price.

DOLPHIN ENTERTAINMENT, INC. AND SUBSIDIARIES
NOTES TO CONSOLIDATED FINANCIAL STATEMENTS
DECEMBER 31, 2022 AND 2021

Pursuant to the terms of the LP 2022 Purchase Agreement, at the time the Company signed the LP 2022 Purchase Agreement and the LP 2022 Registration Rights Agreement, the Company issued 57,313 shares of common stock to Lincoln Park as consideration for its commitment ("LP 2022 commitment shares") to purchase shares of our common stock under the LP 2022 Purchase Agreement. The commitment shares were recorded as a period expense and included within selling, general and administrative expenses in the consolidated statements of operations.

Under applicable rules of the NASDAQ Capital Market, the Company could not issue or sell more than 19.99% of the shares of Common Stock outstanding immediately prior to the execution of the LP 2022 Purchase Agreement to Lincoln Park under the LP 2022 Purchase Agreement without stockholder shareholder approval. At a meeting held on September 27, 2022, our stockholders shareholders approved the issuance of up to \$25 million of shares of our common stock pursuant to the LP 2022 Purchase Agreement.

During the year ended December 31, 2023, the Company sold 1,150,000 shares of common stock at prices ranging between \$1.65 and \$2.27 pursuant to the LP 2022 Purchase Agreement and received proceeds of \$2,162,150. Subsequent to December 31, 2023, the Company sold 350,000 shares of common stock at prices ranging between \$1.27 and \$1.53 pursuant to the LP 2022 Purchase Agreement and received proceeds of \$495,200.

During the year ended December 31, 2022, excluding the additional commitment shares disclosed above, the Company sold 548,000 shares of common stock at prices ranging between \$1.92 and \$3.72 pursuant to the LP 2022 Purchase Agreement and received proceeds of \$1,436,259. Subsequent to December 31, 2022, the Company sold 250,000 shares of common stock at prices ranging between \$1.88 and \$2.27 pursuant to the LP 2022 Purchase Agreement and received proceeds of \$529,450.

The Company evaluated the contract that includes the right to require Lincoln Park to purchase shares of common stock in the future ("put right") considering the guidance in ASC 815-40, "Derivatives and Hedging — Contracts on an Entity's Own Equity" ("ASC 815-40") and concluded that it is an equity-linked contract that does not qualify for equity classification, and therefore requires fair value accounting. The Company has analyzed the terms of the freestanding put right and has concluded that it has insignificant value as of December 31, 2022, December 31, 2023 and 2022.

2021 Lincoln Park Transaction

On December 29, 2021, the Company entered into a purchase agreement (the "LP 2021 Purchase Agreement") and a registration rights agreement (the "LP 2021 Registration Rights Agreement") with Lincoln Park. Pursuant to the terms of the LP 2021 Purchase Agreement, Lincoln Park agreed to purchase from the Company up to \$25,000,000 of the Company's common stock (subject to certain limitations) from time to time during the term of the LP 2021 Purchase Agreement. The purchase price for the shares was the lowest of (1) lowest sale price on the date of the purchase or (2) the average of the lowest three closing prices on the last 10 business days, with a floor of \$1.00. Pursuant to the terms of the LP 2021 Registration Rights Agreement, the issuance of shares pursuant to the LP 2021 Purchase Agreement were registered pursuant to the Company's effective shelf registration statement on Form S-3, and the related base prospectus included in the registration statement, as supplemented by a prospectus supplement filed on January 21, 2022.

Pursuant to the terms of the LP 2021 Purchase Agreement, at the time the Company signed the LP 2021 Purchase Agreement and the LP 2021 Registration Rights Agreement, the Company issued 51,827 shares of common stock to Lincoln Park as consideration for its commitment ("commitment shares") to purchase shares of our common stock under the LP 2021 Purchase Agreement. Pursuant to the LP 2021 Purchase Agreement, the Company issued an additional 37,019 commitment shares on March 7, 2022.

During the year ended December 31, 2022, excluding the additional commitment shares disclosed above, the Company sold 1,035,000 shares of common stock at prices ranging between \$3.47 and \$5.15, pursuant to the LP 2021 Purchase Agreement and received proceeds of \$4,367,640. The LP 2021 Purchase Agreement was terminated effective August 12, 2022 and the Company did not sell any shares pursuant to this agreement subsequent to that date.

During the year ended December 31, 2021, excluding the commitment shares mentioned above, the Company did not sell any shares of common stock under the LP 2021 Purchase Agreement.

F-38

DOLPHIN ENTERTAINMENT, INC. AND SUBSIDIARIES
NOTES TO CONSOLIDATED FINANCIAL STATEMENTS
DECEMBER 31, 2022 AND 2021

NOTE 20 19 — LOSS PER SHARE

The following table sets forth the computation of basic and diluted loss per share:

	Year ended December 31,		Year ended December 31,	
	2022	2021	2023	2022
Numerator				
Net loss attributable to Dolphin Entertainment Common Stock holders and numerator for basic loss per share	\$ (4,780,135)	\$ (6,462,303)		
Net loss			\$ (24,396,725)	\$ (4,780,135)
Net income attributable to participating securities			—	—
Net loss attributable to Dolphin Entertainment Common Stockholders and numerator for basic loss per share			\$ (24,396,725)	\$ (4,780,135)
Change in fair value of convertible notes payable	(654,579)	—	—	(654,579)
Change in fair value of warrants	(120,000)	—	—	(120,000)
Interest expense	39,452	—	—	39,452
Numerator for diluted loss per share	<u>\$ (5,515,262)</u>	<u>\$ (6,462,303)</u>	<u>\$ (24,396,725)</u>	<u>\$ (5,515,262)</u>
Denominator				
Denominator for basic EPS - weighted-average shares	9,799,021	7,614,774	14,413,154	9,799,021
Effect of dilutive securities:				
Convertible note payable	127,877	—	—	127,877
Warrants	28	—	—	28
Denominator for diluted EPS - adjusted weighted-average shares	<u>9,926,926</u>	<u>7,614,774</u>	<u>14,413,154</u>	<u>9,926,926</u>
Basic loss per share	\$ (0.49)	\$ (0.85)	\$ (1.69)	\$ (0.49)
Diluted loss per share	\$ (0.56)	\$ (0.85)	\$ (1.69)	\$ (0.56)

Basic **loss (loss) earnings** per share is computed by dividing income or loss attributable to the shareholders of **Common Stock common stock** (the numerator) by the weighted-average number of shares of **Common Stock common stock** outstanding (the denominator) for the period. Diluted **(loss) earnings** per share assume that any dilutive equity instruments, such as convertible notes payable and warrants were exercised and outstanding common stock adjusted accordingly, if their effect is dilutive.

One of the Company's convertible **note notes** payable, the warrants and the Series C have clauses that entitle the holder to participate if dividends are declared to the common **stockholders stock shareholders** as if the instruments had been converted into shares of common stock. As such, the Company uses the two-class method to compute earnings per share and attribute a portion of the Company's net income to these participating securities. These securities do not contractually participate in losses. For the years ended **December 31, 2022 December 31, 2023** and **2021, 2022**, the Company had a net **loss losses** and as such the two-class method is not presented.

For the year ended December 31, 2023, the Company excluded 2,828,182 common stock equivalents, such as the convertible promissory note carried at fair value, the outstanding warrants and other convertible notes payable carried at their principal loan amount, in the calculation of diluted loss per share as their effect would be anti-dilutive.

For the year ended December 31, 2022, the convertible promissory note carried at fair value and the outstanding warrants were included in the calculation of fully diluted loss per share. The other convertible notes payable carried at their principal loan amount, convertible into an aggregate 1,901,924 weighted average shares for the year ended December 31, 2022 were not included in the calculation of diluted loss per share as their effect would be anti-dilutive. For the year ended December 31, 2021, the Company excluded 506,674 common stock equivalents such as warrants and shares to be issued for convertible debt as inclusion would be anti-dilutive.

NOTE 21 20 — WARRANTS

A summary of warrant activity during the years ended **December 31, 2022 December 31, 2023** and **2021 2022** is as follows:

Warrants:	Shares	Weighted Avg. Exercise Price
Balance at December 31, 2020	221,513	\$ 7.08
Issued	—	—
Exercised	(166,072)	3.91
Expired	(35,441)	23.70
Balance at December 31, 2021	<u>20,000</u>	<u>\$ 3.91</u>
Issued	—	—
Exercised	—	—
Expired	—	—
Balance at December 31, 2022	<u>20,000</u>	<u>\$ 3.91</u>

Warrants:	Shares	Weighted Avg. Exercise Price
Balance at December 31, 2021	20,000	\$ 3.91
Issued	—	—
Exercised	—	—

Expired	—	—
Balance at December 31, 2022	<u>20,000</u>	<u>\$ 3.91</u>
Issued	—	—
Exercised	—	—
Expired	—	—
Balance at December 31, 2023	<u>20,000</u>	<u>\$ 3.91</u>

DOLPHIN ENTERTAINMENT, INC. AND SUBSIDIARIES
NOTES TO CONSOLIDATED FINANCIAL STATEMENTS
DECEMBER 31, 2022 AND 2021

Series E, F, G and H Warrants

During 2020, in relation to the 2020 Lincoln Park Note, the Company issued the 2020 Lincoln Park Warrants (see Note 21), collectively Series E, F, G, and H Warrants. The 2020 Lincoln Park Warrants became exercisable on the six-month anniversary of issuance and for a period of five years thereafter. If a resale registration statement covering the shares of common stock underlying the 2020 Lincoln Park Warrants was not effective and available at the time of exercise, the 2020 Lincoln Park Warrants were exercisable by means of a “cashless” exercise formula.

The Company recorded a loss of \$2,397,877 in its consolidated statements of operations due to change in fair value for the year ended December 31, 2021 in connection with the Series E, F, G and H warrants which were exercised in March 2021 using a cashless exercise formula pursuant to the warrant agreement. During the year ended December 31, 2021, all outstanding 2020 Lincoln Park Warrants were exercised and, therefore there is no amount recorded in the consolidated balance sheet as of December 31, 2022 or 2021.

Series I Warrants

On March 4, 2020, in connection with the issuance of a \$500,000 convertible note payable, the Company issued the Series I Warrant to purchase up to 20,000 shares of common stock at a purchase price of \$3.91 per share. The warrants became exercisable on the six-month anniversary and for a period of five years thereafter. If a resale registration statement covering the shares of common stock underlying the warrants is not effective and available at the time of exercise, the warrants may be exercised by means of a “cashless” exercise formula. The Company determined that the Series I Warrant should be classified as a freestanding financial instrument that meets the criteria to be accounted for as a derivative liability and recorded a fair value at issuance of \$40,000.

The Company recorded \$10,000 and \$120,000 of other income and \$85,000 of other expense due to change in fair value of the Series I Warrants during the years ended December 31, 2022 December 31, 2023 and 2021, 2022, respectively, and had a balance of \$15,000 5,000 and \$135,000 15,000 as of December 31, 2022 December 31, 2023 and 2021, 2022, respectively, recorded under the caption Warrant liability “Warrant liability” in its consolidated balance sheet.

NOTE 22.1 — RELATED PARTY TRANSACTIONS

As part of the employment agreement with its CEO, the Company provided a \$1,000,000 signing bonus in 2012, which has not been paid and is recorded in accrued compensation on the consolidated balance sheets, along with unpaid base salary of \$1,625,000 in aggregate attributable for the period from 2012 through 2018. Any unpaid and accrued compensation due to the CEO under his employment agreement will accrue interest on the principal amount at a rate of 10% per annum from the date of his employment agreement until it is paid. Even though the employment agreement expired and has not been renewed, the Company has an obligation under the agreement to continue to accrue interest on the unpaid balance.

As of December 31, 2022 December 31, 2023 and 2021, 2022, the Company had accrued \$2,625,000 of compensation as accrued compensation and has had balances of \$1,578,088 1,440,586 and \$1,565,588 1,578,088, respectively, in accrued interest in current liabilities on its consolidated balance sheets, related to the CEO’s employment agreement. Amounts owed under this arrangement are payable on demand. The Company recorded interest expense related to the accrued compensation in the consolidated statements of operations amounting to \$262,498 262,500 and \$262,500 262,498, respectively, for the years ended December 31, 2022 December 31, 2023 and 2021, 2022. The Company paid interest amounting to \$250,000 400,000 and \$453,345 250,000 in connection with the accrued compensation to the CEO during years ended December 31, 2022 December 31, 2023 and 2021, 2022, respectively.

The Company entered into the New DE LLC Note with an entity wholly owned by our CEO. See Note 16.15 for further discussion.

For the period between October 5, 2021 and December 20, 2021, Aircraft Pictures Limited (“Aircraft”), a company in which Anthony Leo, one the Company’s Directors was a shareholder at the time, hired 42West to provide publicity for Aircraft in exchange for retainer fees of \$8,500 per month and made payments to the Company of \$17,000 in the aggregate related to these services. During the year ended December 31, 2022, the Company provided services to Aircraft amounting to \$87,700 and Aircraft made payments to the Company amounting to \$91,714.

In connection with the acquisition of 42West, the Company and its CEO, as personal guarantor, entered into put agreements with each of the sellers of 42West, pursuant to which the Company granted the put rights. During each of the years ended December 31, 2021, the Company made payments amounting to \$400,000 to Ms. Leslee Dart, while she was a member of the Board, related to the put rights. Pursuant to the terms of one such Put Agreement, Ms. Dart exercised 6,507 put rights at a purchase price of \$46.10 per share during the year ended December 31, 2021. As of December 31, 2021, the Company does not owe Ms. Dart any amounts related to the exercise of these put rights. On May 16, 2021, Ms. Dart resigned from her position as a member of the Board effective as of such date.

F-40

DOLPHIN ENTERTAINMENT, INC. AND SUBSIDIARIES
NOTES TO CONSOLIDATED FINANCIAL STATEMENTS
DECEMBER 31, 2022 AND 2021

NOTE 23 — SEGMENT INFORMATION

The Company operates in two reportable segments, Entertainment Publicity and Marketing Segment (“EPM”) and Content Production Segment (“CPD”).

- The Entertainment Publicity and Marketing segment is composed of 42West, The Door, Viewpoint, Shore Fire, Be Social, B/HI, Socialyte and Socialyte, Special Projects. This segment primarily provides clients with diversified marketing services, including public relations, entertainment and hospitality content marketing, strategic marketing consulting and content production of marketing materials.
- The Content Production segment is composed of Dolphin Entertainment and Dolphin Films. This segment engages in the production and distribution of digital content and feature films. During the year ended December 31, 2022, the Company also designed, minted and sold an NFT collection titled *Creature Chronicles: Exiled Aliens*. The activities of our Content Production segment also include all corporate overhead activities.

Company also designed, minted and sold an NFT collection titled *Creature Chronicles: Exiled Aliens*. The activities of our Content Production segment also include all corporate overhead activities.

The profitability measure employed by our chief operating decision maker for allocating resources to operating segments and assessing operating segment performance is operating income (loss) which is the same as Loss from operations on the Company’s consolidated statements of operations for the years ended December 31, 2022, December 31, 2023 and 2021, 2022. Salaries and related expenses include salaries, bonuses, commissions and other incentive related expenses. Legal and professional expenses primarily include professional fees related to financial statement audits, legal, investor relations and other consulting services, which are engaged and managed by each of the segments. In addition, general and administrative expenses include rental expense and depreciation of property, equipment and leasehold improvements for properties occupied by corporate office employees. All segments follow the same accounting policies as those described in Note 2.

In connection with the acquisitions of 42West, The Door, Viewpoint, Shore Fire, Be Social, B/HI and Socialyte, our wholly owned subsidiaries, as of December 31, 2023 the Company had assigned \$18,680,000 11,209,664 of intangible assets, net of accumulated amortization of \$8,795,664 10,921,306, and goodwill of \$29,314,083 25,220,085, net of impairments, as of December 31, 2022 to the EPM segment. The balances amounts reflected as for the year ended December 31, 2023 for EPM segment only include the activity of Special Projects for the period between the acquisition date (October 2, 2023) and December 31, 2023. The amounts reflected for the year ended December 31, 2022 for EPM segment only include the activity of Socialyte for the period between the acquisition date (November 14, 2022) and December 31, 2022. Equity method investments are included within the EPM segment.

	Year ended December 31,	
	2022	2021
Revenue:		
EPM	\$ 40,058,880	\$ 35,705,305
CPD	446,678	21,894
Total	<u>\$ 40,505,558</u>	<u>\$ 35,727,199</u>
Segment operating income (loss):		
EPM	\$ 1,964,803	\$ (451,406)
CPD	(6,539,945)	(5,029,377)
Total operating loss	<u>(4,575,142)</u>	<u>(5,480,783)</u>
Interest expense	(555,802)	(785,209)
Other (loss) income, net	774,579	(158,955)
Loss before income taxes	<u>\$ (4,356,365)</u>	<u>\$ (6,424,947)</u>

	As of December 31,	
	2022	2021
Assets:		
EPM	\$ 68,678,335	\$ 48,645,789
CPD	6,698,497	4,099,512
Total assets	<u>\$ 75,376,832</u>	<u>\$ 52,745,301</u>

During the year ended December 31, 2023, the Company impaired goodwill in the amount of \$9,484,215 because the carrying value of one of its reporting units in the EPM segment was greater than its fair value. In addition, during the year ended December 31, 2023, the Company impaired intangible assets in the EPM segment in the amount of \$341,417 related to the trade names of Socialyte and Be Social that rebranded as The Digital Dept. (See Note 5 for further discussion). During the year ended December 31, 2023, the Company impaired its equity investments that were included within the EPM segment in the amount of \$955,442. It also wrote-off the Midnight Theatre Notes in the amount of \$4.1 million. (See Note 8 for further discussion).

DOLPHIN ENTERTAINMENT, INC. AND SUBSIDIARIES
NOTES TO CONSOLIDATED FINANCIAL STATEMENTS
DECEMBER 31, 2022 AND 2021

	Year ended December 31,	
	2023	2022
Revenue:		
EPM	\$ 43,067,557	\$ 40,058,880
CPD	55,518	446,678
Total	<u>\$ 43,123,075</u>	<u>\$ 40,505,558</u>
Segment operating income (loss):		
EPM	\$ (14,712,049)	\$ 1,964,803
CPD	(5,398,448)	(6,539,945)
Total operating loss	(20,110,497)	(4,575,142)
Interest expense, net	(2,082,230)	(555,802)
Other (loss) income, net	(1,444)	774,579
Loss before income taxes	<u>\$ (22,194,171)</u>	<u>\$ (4,356,365)</u>
	As of December 31,	
	2023	2022
Assets:		
EPM	\$ 62,908,337	\$ 68,678,335
CPD	3,346,637	6,698,497
Total assets	<u>\$ 66,254,974</u>	<u>\$ 75,376,832</u>

NOTE 24.23 — INCOME TAXES

The Company's current and deferred income tax provision (benefits) are as follows:

	December 31,		December 31,	
	2022	2021	2023	2022
Current income tax expense (benefit)				
Federal	\$ —	\$ —	\$ —	\$ —
State	—	—	—	—
	<u>\$ —</u>	<u>\$ —</u>	<u>\$ —</u>	<u>\$ —</u>
Deferred income tax expense (benefit)				
Federal	\$ (853,835)	\$ (1,107,490)	\$ (5,161,523)	\$ (853,835)
State	(292,832)	(37,908)	(1,600,131)	(292,832)
	<u>\$ (1,146,667)</u>	<u>\$ (1,145,398)</u>	<u>\$ (6,761,654)</u>	<u>\$ (1,146,667)</u>
Change in valuation allowance				
Federal	\$ 881,436	\$ 1,145,789	\$ 5,184,815	\$ 881,436
State	442,212	36,965	1,630,343	442,212
	<u>1,323,648</u>	<u>1,182,754</u>	<u>\$ 6,815,158</u>	<u>\$ 1,323,648</u>
Income tax provision expense	<u>\$ 176,981</u>	<u>\$ 37,356</u>		
Income tax expense (benefit)			<u>\$ 53,504</u>	<u>\$ 176,981</u>

At **December 31, 2022** **December 31, 2023** and **2021, 2022**, the Company had deferred tax assets and liabilities as a result of temporary differences between financial statement carrying amounts and the tax basis of assets and liabilities. Deferred income taxes at **December 31, 2022** **December 31, 2023** and **2021** 2022 are as follows:

	December 31,	
	2022	2021
Deferred Tax Assets:		
Accrued Expenses	\$ 815,951	\$ 769,500
IRC 163(j)	1,047,643	762,603
Lease liability	2,190,548	1,847,098
Accrued Compensation	701,205	720,129
Intangibles	2,139,179	2,268,504
Other Assets	227,798	152,709
Capitalized Production Costs	520,866	502,104
Net Operating Losses and Credits	13,986,154	13,224,955
Total Deferred Tax Assets	<u>\$ 21,629,345</u>	<u>\$ 20,247,602</u>
Deferred Tax Liabilities:		
Fixed Assets	(506)	(51,528)
Right of use asset	(1,988,834)	(1,681,512)

Other Liabilities	—	(19,290)
Total Deferred Tax Liability	<u>\$ (1,989,340)</u>	<u>\$ (1,752,330)</u>
Subtotal	\$ 19,640,005	\$ 18,495,272
Valuation Allowance	<u>\$ (19,893,193)</u>	<u>\$ (18,569,544)</u>
Net Deferred Tax Liability	<u><u>\$ (253,188)</u></u>	<u><u>\$ (74,272)</u></u>

F-42

DOLPHIN ENTERTAINMENT, INC. AND SUBSIDIARIES
NOTES TO CONSOLIDATED FINANCIAL STATEMENTS
DECEMBER 31, 2022 AND 2021

	December 31,	
	2023	2022
Deferred Tax Assets:		
Accrued expenses	\$ 1,319,752	\$ 815,951
IRC 163(j)	1,405,195	1,047,643
Lease liability	1,696,189	2,190,548
Accrued compensation	711,164	701,205
Intangibles	4,557,382	2,139,179
Other assets	417,380	160,939
Capitalized production costs	541,025	520,866
Net operating losses and credits	15,398,216	13,986,154
Equity investments	1,890,966	66,860
Total Deferred Tax Assets	<u>\$ 27,937,269</u>	<u>\$ 21,629,345</u>
Deferred Tax Liabilities:		
Fixed assets	(18,531)	(506)
Right of use asset	(1,517,079)	(1,988,834)
Total Deferred Tax Liability	<u>\$ (1,535,610)</u>	<u>\$ (1,989,340)</u>
Subtotal	\$ 26,401,659	\$ 19,640,005
Valuation Allowance	<u>\$ (26,708,350)</u>	<u>\$ (19,893,193)</u>
Net Deferred Tax Liability	<u>\$ (306,691)</u>	<u>\$ (253,188)</u>

The Company had the following net operating loss ("NOL") carry-forwards, gross, as of **December 31, 2022** December 31, 2023:

Jurisdiction	NOL Amount	Expires
U.S. Federal ⁽¹⁾	\$ 53,951,311	2028
Florida	26,430,541	2029
California	18,887,087	2032
New York State	4,711,085	2039
New York City	5,630,776	2039
Illinois	698,635	2031
Massachusetts	1,475,636	2038
Total	<u>\$ 111,785,071</u>	

Jurisdiction	NOL Amount	Expires
U.S. Federal ⁽¹⁾	\$ 49,127,354	2028
Florida	26,247,222	2029
California	16,584,057	2032
New York State	3,767,266	2039
New York City	4,686,957	2039
Illinois	540,460	2031
Massachusetts	1,101,829	2038
Total	<u>\$ 102,055,145</u>	

(1) Federal net operating losses generated after December 31, 2017 have an indefinite life and do not expire.

Utilization of net operating losses and tax credit carryforwards may be subject to an annual limitation provided by the Internal Revenue Code of 1986, as amended, and similar state provisions. Further, a portion of the carryforwards may expire before being applied to reduce future income tax liabilities.

In assessing the ability to realize the deferred tax assets, management considers whether it is more likely than not that some portion or all of the deferred tax assets will not be realized. The ultimate realization of the deferred tax asset is dependent upon the generation of future taxable income during the periods in which these temporary differences become deductible. Management believes it is more likely than not that the deferred tax asset will not be realized and has recorded a net valuation allowance of **\$19,900,309** **26,708,350** and **\$18,569,545** **19,893,193** as of **December 31, 2022** December 31, 2023 and **2021** 2022, respectively.

A reconciliation of the federal statutory tax rate with the effective tax rate from continuing operations is as follows:

	December 31,	
	2023	2022
Federal statutory tax rate	21.0 %	21.0 %
Goodwill impairment	0.0 %	(4.1) %
Change in fair value of contingent consideration	0.0 %	0.2 %
Change in fair value of derivative liabilities	0.0 %	3.5 %

State income taxes, net of federal income tax benefit	6.6%	7.5%
Change in state tax rate	0.0%	(1.4)%
Return to provision adjustment	0.3%	0.4%
Other	(0.1)%	(2.2)%
Change in valuation allowance	(28.0)%	(28.8)%
Effective tax rate	(0.2)%	(3.9)%

	December 31,	
	2022	2021
Federal statutory tax rate	21.0%	21.0%
PPP loan forgiveness	0.0%	10.6%
Goodwill impairment	(4.1)%	—%
Change in fair value of contingent consideration	0.2%	(12.4)%
Change in fair value of derivative liabilities	3.5%	(10.4)%
State income taxes, net of federal income tax benefit	7.5%	0.0%
Change in state tax rate	(1.4)%	1.3%
Return to provision adjustment	0.4%	(0.6)%
Business combination	—%	0.4%
Other	(2.2)%	(0.8)%
Change in valuation allowance	(28.8)%	(9.7)%
Effective tax rate	(3.9)%	(0.6)%

As of **December 31, 2022** **December 31, 2023** and **2021, 2022**, the Company does not have any material unrecognized tax benefits and accordingly has not recorded any interest or penalties related to unrecognized tax benefits. The Company does not believe that unrecognized tax benefits will significantly change within the next twelve months. The Company and its subsidiaries file Federal, California, Florida, Illinois, Massachusetts, New York State, and New York City income tax returns. These returns remain subject to examination by taxing authorities for all years **after December 31, 2019, with net operating loss carryforwards.**

Income taxes are provided for the tax effects of transactions reported in the financial statements and consist of taxes currently due plus deferred taxes related primarily to differences between the basis of certain assets and liabilities for financial and tax reporting. The deferred taxes represent the future tax consequences of those differences, which will either be deductible or taxable when the assets and liabilities are recovered or settled.

DOLPHIN ENTERTAINMENT, INC. AND SUBSIDIARIES
NOTES TO CONSOLIDATED FINANCIAL STATEMENTS
DECEMBER 31, 2022 AND 2021

NOTE 25 24 — LEASES

The Company and its subsidiaries are party to various office leases with terms expiring at different dates through November October 2027. The amortizable life of the right-of-use asset is limited by the expected lease term. Although certain leases include options to extend the Company did not include these in the right-of-use asset or lease liability calculations because it is not reasonably certain that the options will be executed.

	December 31,		December 31,	
	2022	2021	2023	2022
Operating Leases				
Assets				
Right-of-use asset	\$ 7,341,045	\$ 6,129,411	\$ 5,469,743	\$ 7,341,045
Liabilities				
Current				
Lease liability	\$ 2,073,547	\$ 1,600,107	\$ 2,141,240	\$ 2,073,547
Noncurrent				
Lease liability	\$ 6,012,049	\$ 5,132,895	\$ 3,986,787	\$ 6,012,049
Total lease liability	\$ 8,085,596	\$ 6,733,002	\$ 6,128,027	\$ 8,085,596
Finance Leases				
Assets				
Right-of-use asset	\$ 129,993	\$ —		
Liabilities				
Current				
Lease liability	\$ 50,973	\$ —		
Noncurrent				
Lease liability	\$ 81,855	\$ —		
Total lease liability	\$ 132,828	\$ —		

The table below shows the lease expenses recorded in the consolidated statements of operations incurred during year the years ended December 31, 2022 December 31, 2023 and 2021, 2022.

Operating Lease Costs	Classification	December 31,	
		2023	2022
Operating lease costs	Selling, general and administrative expenses	\$ 2,109,576	\$ 2,316,745
Sublease income	Selling, general and administrative expenses	(330,189)	(107,270)
Net operating lease costs		\$ 1,779,387	\$ 2,209,475

Lease costs	Classification	December 31,	
		2022	2021
Operating lease costs	Selling, general and administrative expenses	\$ 2,316,745	\$ 2,642,798
Operating lease costs	Direct costs	—	60,861
Sublease income	Selling, general and administrative expenses	(107,270)	—
Net lease costs		\$ 2,209,475	\$ 2,703,659

Finance Lease Costs	Classification	December 31,	
		2023	2022
Amortization of right-of-use assets	Selling, general and administrative expenses	\$ 29,098	\$ —
Interest on lease liability	Selling, general and administrative expenses	6,480	—
Total finance lease costs		\$ 35,578	\$ —

Lease Payments

For the years ended December 31, 2022 December 31, 2023 and 2021, 2022, the Company made cash payments related to its operating leases in the amount of \$2,256,551 2,640,164 and \$2,733,158 2,256,551, respectively.

Future minimum lease payments for operating leases in effect at December 31, 2022 December 31, 2023 were as follows:

2023	\$	2,640,164
2024		2,531,307
2025		1,979,589
2026		1,782,057
2027		719,794
Thereafter		—
Total	\$	9,652,911
Less: Imputed interest		(1,567,315)
Present value of lease liabilities	\$	8,085,596

Year	Operating Leases	Finance Leases
2024	\$ 2,604,467	\$ 59,670
2025	1,979,589	59,670
2026	1,782,057	26,929
2027	719,793	—
2028	—	—
Thereafter	—	—
Total	\$ 7,085,906	\$ 146,269
Less: Imputed interest	(957,880)	(13,441)
Present value of lease liabilities	\$ 6,128,026	\$ 132,828

As of December 31, 2022 December 31, 2023, the Company's weighted average remaining lease terms on its operating lease and finance leases is 3.49 3.05 and 2.42 years, respectively, and the Company's weighted average discount rate is 8.68% related to its operating leases.

Rent expense for the years ended December 31, 2022 and 2021 was \$ finance leases is 2,316,745 8.84% and \$2,703,659 8.60%, respectively.

F-44

DOLPHIN ENTERTAINMENT, INC. AND SUBSIDIARIES
NOTES TO CONSOLIDATED FINANCIAL STATEMENTS
DECEMBER 31, 2022 AND 2021

NOTE 26 25 — COLLABORATIVE ARRANGEMENT

IMAX Co-Production Agreement

On June 24, 2022, the Company entered into an agreement with IMAX Corporation (“IMAX”) to co-produce and co-finance a documentary motion picture on the flight demonstration squadron of the United States Navy, called The Blue Angels (“Blue Angels Agreement”). IMAX and Dolphin have each agreed to fund 50% of the production budget. During the year ended As of December 31, 2022, the Company we had paid \$1,500,000, respectively, pursuant to the Blue Angels Agreement, which were was recorded as capitalized production costs. The Company expects On April 26, 2023, we paid the final payment of remaining \$500,000 pursuant to the Blue Angels Agreement. On November 7, 2023, the Company agreed to be made pay and paid 50% of additional production costs to complete the documentary in the amount of \$250,000, which were paid on the same day. As of December 31, 2023, the Company had paid \$2,250,000 pursuant to the Blue Angels Agreement.

As production of the documentary motion picture is still in the production process, no income or expense has been recorded in connection with the Blue Angels Agreement during the second quarter of 2023, year ended December 31, 2023.

We have evaluated the Blue Angels Agreement and have determined that it is a collaborative arrangement under FASB ASC Topic 808 “Collaborative Arrangements” “Collaborative Arrangements”. We will reevaluate whether an arrangement qualifies or continues to qualify as a collaborative arrangement whenever there is a change in either the roles of the participants or the participants’ exposure to significant risks and rewards, dependent upon the ultimate commercial success of documentary motion picture.

As production On April 25, 2023, IMAX entered into an acquisition agreement with Amazon Content Services, LLC (“Amazon Agreement”) for the distribution rights of The Blue Angels. The Company estimates that it will derive approximately \$3.5 million from the Amazon Agreement and it expects that the documentary motion picture is still will be released in late Spring of 2024.

On February 22, 2024, the production process, no income or expense has been recorded Company received \$777,905 from IMAX, as a first installment in connection with the Blue Angels Agreement during the year ended December 31, 2022. Amazon Agreement.

NOTE 27 26 — COMMITMENTS AND CONTINGENCIES

Litigation

The Company may be subject to legal proceedings, claims, and liabilities that arise in the ordinary course of business. In the opinion of management and based upon the advice of its outside counsels, the liability, if any, from any pending litigation is not expected to have a material effect in the Company’s financial position, results of operations and cash flows. The Company is not aware of any pending litigation as of the date of this report.

Letter of Credit

Pursuant to the lease agreement of 42West’s New York office location, the Company is required to issue a letter of credit to secure the leases. On July 24, 2018, the Company renewed the letter of credit issued by City National Bank for the 42West office space in New York. The original letter of credit was for \$677,354 and originally expired on August 1, 2018. This letter of credit renews automatically annually unless City National Bank notifies the landlord 60-days 60 days prior to the expiration of the bank’s Bank’s election not to renew the letter of credit. In connection with the annual renewal in 2021, the letter of credit was reduced to \$541,883. The Company granted City National Bank a security interest in bank account funds totaling \$541,883 pledged as collateral for the letter of credit. The letter of credit commits the issuer to pay specified amounts to the holder of the letter of credit under certain conditions. If this were to occur, the Company would be required to reimburse the issuer of the letter of credit. In connection with the annual renewal in 2023, the letter of credit was further reduced to \$338,677.

Pursuant to the sublease agreement of Dolphin’s Los Angeles office location, the Company issued the sublessor a letter of credit from City National Bank in the amount of \$586,077 to secure the sublease. The letter of credit, issued on September 15, 2022, expires a year after issuance and is deemed automatically extended for one year from the expiration date unless City National Bank notifies the landlord 90-days 90 days prior to the expiration of the bank’s Bank’s election not to renew the letter of credit. On September 15, 2023, this letter of credit was automatically renewed without any changes in terms. The Company granted City National Bank a security interest in bank account funds totaling \$586,077 pledged as collateral for the letter of credit. The letter of credit commits the issuer to pay specified amounts to the holder of the letter of credit under certain conditions. If this were to occur, the Company would be required to reimburse the issuer of the letter of credit.

The Company is not aware of any claims relating to its outstanding letters of credit as of December 31, 2022 December 31, 2023.

NOTE 28 27 — EMPLOYEE BENEFIT PLAN AND EQUITY INCENTIVE PLAN

The Company and its wholly owned subsidiaries have 401(K) 401(k) profit sharing plan plans that covers substantially all of its employees. The Company’s 401(K) 401(k) plan matches up to 4% of the employee’s contribution. The plans match dollar for dollar the first 3% of the employee’s contribution and then 50% of contributions up to 5% for the next 2%, for a maximum match of 4%. There are certain limitations for highly compensated employees. The Company’s contributions to these plans for the years ended December 31, 2022 December 31, 2023 and 2021, 2022, were approximately \$582,912 798,931 and \$424,423 582,912, respectively.

F-45

Equity Incentive Plan

On June 29, 2017, the shareholders of the Company approved the Dolphin Digital Media, Inc. 2017 Equity Incentive Plan (the “2017 Plan”). There are 2,000,000 shares available to grant under the 2017 Plan. During the year ended December 31, 2023, the Company did not issue any awards under the 2017 Plan. During the year ended December 31, 2022, the Company granted Restricted Stock Units (“RSUs”) to certain employees under the 2017 Plan, as detailed in the table below. During the year ended December 31, 2021, the Company did not issue any awards under the 2017 Plan.

The Company accounts for its share-based compensation expense related to equity instruments under U.S. GAAP, which requires the measurement and recognition of compensation costs for all equity-based payment awards made to employees based on estimated fair values. The Company uses the value of its common stock on the grant date to establish the grant date fair value of the RSUs granted. We have elected to account for forfeitures as they occur. The Company uses authorized and unissued shares to meet share issuance requirements.

During the year ended December 31, 2022, the Company granted RSU’s to its employees under the 2017 Plan that vest in four equal installments on the following dates: March 15, 2022, June 15, 2022, September 15, 2022 and December 15, 2022. The Company recognized compensation expense for RSUs of \$212,782 for the year ended December 31, 2022, which is included in payroll and benefits in the consolidated statements of operations. There was no share-based compensation recognized for the year ended December 31, 2021.

As of December 31, 2022, both December 31, 2023 and 2022, all RSUs where were vested and there is no unrecognized compensation expense.

On March 1, 2024, the Compensation Committee of the Board of Directors approved the issuance of 18,344 RSU’s for certain employees. The following table sets forth the activity for the RSUs for the year ended December 31, 2022: RSU’s will vest in four equal installments on March 15, 2024, June 15, 2024, September 15, 2024 and December 15, 2024.

	Number of Shares	Weighted Average Grant Date Fair Value
Outstanding (nonvested), December 31, 2021	—	\$ —
Granted	36,434	6.86
Forfeited	(4,942)	6.86
Vested	(31,492)	6.86
Outstanding (nonvested), December 31, 2022	—	\$ —

Shares issued related to an employment agreement agreements

Pursuant to the employment agreement between the Company and Mr. Anthony Francisco, on July 27, 2022, the Company issued to Mr. Francisco 11,521 shares of Common Stock at a price of \$4.34 per share, the closing sale price for the Common Stock on the date the shares were issued. Mr. Francisco’s employment agreement also entitles him he is entitled to receive share awards amounting to \$25,000 at each of certain dates in 2023 and 2024, in the aggregate amounting to \$100,000. Relating to this agreement, subsequent to December 31, 2022, The shares are issued based on January 11, 2023 the Company issued to Mr. Francisco 6,366 shares of Common Stock at a price of \$2.24 per share, the 30-day trailing closing sale price for the Common Stock common stock on the date respective dates the shares were issued. Relating to this agreement:

- on January 11, 2023, the Company issued to Mr. Francisco 6,366 shares of common stock at a price of \$2.24 per share.
- on July 28, 2023, the Company issued to Mr. Francisco 7,966 shares of common stock at a price of \$2.01 per share.

During the year ended December 31, 2023, the Company paid the salary of certain employees at one if its subsidiaries in fully vested shares of the Company’s common stock. During the year ended December 31, 2023, the Company issued an aggregate of 176,963 shares, amounting to \$324,960 in the aggregate on different dates though the year ended December 31, 2023, following the normal payroll cycle.



F-44



SIGNATURES

In accordance with Section 13 or 15(d) of the Exchange Act of 1934, the Registrant caused this report to be signed on its behalf by the undersigned, thereunto duly authorized.
DOLPHIN ENTERTAINMENT, INC.

Dated: March 29, 2024

By: /s/ William O'Dowd, IV
William O'Dowd, IV
Chief Executive Officer

Dated: March 29, 2024

By: /s/ Mirta A Negrini
Mirta A Negrini
Chief Financial and Operating Officer

Pursuant to the requirements of the Securities Exchange Act of 1934, this report has been signed below by the following persons on behalf of the Registrant and in the capacities and on the dates indicated.

Signature	Title	Date
/s/ William O'Dowd, IV William O'Dowd, IV	Chairman, President and Chief Executive Officer (Principal Executive Officer)	March 29, 2024
/s/ Mirta A Negrini Mirta A Negrini	Chief Financial and Operating Officer and Director (Principal Financial Officer and Principal Accounting Officer)	March 29, 2024
/s/ Michael Espensen Michael Espensen	Director	March 29, 2024
/s/ Nelson Farnadas	Director	March 29, 2024

Nelson Farnadas		
/s/ Anthony Leo	Director	March 29, 2024
Anthony Leo		
/s/ Nicholas Stanham	Director	March 29, 2024
Nicholas Stanham		
/s/ Claudia Grillo	Director	March 29, 2024
Claudia Grillo		
	36	





















































































































EXHIBIT Exhibit 21.1

SUBSIDIARIES OF DOLPHIN ENTERTAINMENT, INC.

42WEST, LLC
THE DOOR MARKETING GROUP, LLC
VIEWPOINT COMPUTER ANIMATION, INCORPORATED
SHORE FIRE MEDIA, LTD
BE SOCIAL PUBLIC RELATIONS, LLC
CYBERGEDDON PRODUCTIONS, LLC
DOLPHIN WOODSTOCK PRODUCTIONS, LLC
DOLPHIN FILMS, INC
B/Hi Communications, Inc. COMMUNICATIONS, INC.
dln productions llc DLPN PRODUCTIONS LLC
dolphin nft studios, inc DOLPHIN NFT STUDIOS, INC.
SOCIALYTE, THE DIGITAL DEPT., LLC formerly known as Socialyte LLC
SPECIAL PROJECTS MEDIA, LLC
SOCIAL MIDCO, LLC

The following are subsidiaries of Dolphin Films, Inc

YOUNGBLOOD PRODUCTIONS LLC
DOLPHIN MAX STEEL HOLDINGS LLC
DOLPHIN JB BELIEVE, FINANCING LLC
THE WISHING SEASON PRODUCTIONS LLC

CONSENT OF INDEPENDENT REGISTERED PUBLIC ACCOUNTING FIRM

We have issued our report dated March 31, 2023 March 29, 2024, with respect to the consolidated financial statements included in the Annual Report of Dolphin Entertainment, Inc. on Form 10-K for the year ended December 31, 2022 December 31, 2023. We consent to the incorporation by reference of said report in these the Registration Statements of Dolphin Entertainment, Inc. on Form S-1 (File No. 333-267336) and, on Form S-8 (File No. 333-219770) and on Form S-3 (File No. 333-273431).

/s/ GRANT THORNTON LLP
Fort Lauderdale, Florida
March 31, 2023

EXHIBIT 23.2

Consent of Independent Registered Public Accounting Firm

Dolphin Entertainment, Inc.
Coral Gables, Florida
We hereby consent to the incorporation by reference in the Registration Statements on Form S-1 No. 333-267336 and Form S-8 No. 333-219770 of Dolphin Entertainment, Inc. of our report dated May 25, 2022, relating to the consolidated financial statements of Dolphin Entertainment Inc., which appears in this Form 10-K.
/s/ BDO USA, LLP
Miami, Florida
March 31, 2023 29, 2024

Exhibit 31.1

CHIEF EXECUTIVE OFFICER
CERTIFICATION PURSUANT TO SECTION 302

I, William O'Dowd IV, Chief Executive Officer, certify that:

1. I have reviewed this Annual Report on Form 10-K of Dolphin Entertainment, Inc.;
2. Based on my knowledge, this Report does not contain any untrue statement of a material fact or omit to state a material fact necessary to make the statements made, in light of the circumstances under which such statements were made, not misleading with respect to the period covered by this Report.
3. Based on my knowledge, the financial statements, and other financial information included in this Report, fairly present in all material respects the financial condition, results of operations and cash flows of the Registrant as of, and for, the periods presented in this Report;
4. The Registrant's other certifying officer and I are responsible for establishing and maintaining disclosure controls and procedures (as defined in Exchange Act Rules 13a-15(e) and 15d-15(e)) and internal control over financial reporting (as defined in Exchange Act Rules 13a-15(f) and 15d-15(f)) for the Registrant and have:
 - a) designed such disclosure controls and procedures or caused such disclosure controls and procedures to be designed under our supervision, to ensure that material information relating to the Registrant, including its consolidated subsidiaries, is made known to us by others within those entities, particularly during the period in which this Report is being prepared;
 - b) designed such internal control over financial reporting, or caused such internal control over financial reporting to be designed under our supervision, to provide reasonable assurance regarding the reliability of financial reporting and the preparation of financial statements for external purposes in accordance with generally accepted accounting principles;
 - c) evaluated the effectiveness of the Registrant's disclosure controls and procedures and presented in this Report our conclusions about the effectiveness of the disclosure controls and procedures, as of the end of the period covered by this report based on such evaluation; and
 - d) disclosed in this Report any change in the Registrant's internal control over financial reporting that occurred during the Registrant's most recent fiscal quarter (the registrant's fourth fiscal quarter in the case of an annual report) that has materially affected, or is reasonably likely to materially affect, the Registrant's internal control over financial reporting; and
5. The Registrant's other certifying officer and I have disclosed, based on our most recent evaluation of internal control over financial reporting, to the Registrant's auditors and the audit committee of Registrant's board of directors (or persons performing the equivalent functions):
 - a) all significant deficiencies and material weaknesses in the design or operation of internal control over financial reporting which are reasonably likely to adversely affect the Registrant's ability to record, process, summarize and report financial information; and
 - b) any fraud, whether or not material, that involves management or other employees who have a significant role in the Registrant's internal control over financial reporting.

Date: March 31, 2023 March 29, 2024

/s/ William O'Dowd IV
William O'Dowd IV
Chief Executive Officer

Exhibit 31.2

CHIEF FINANCIAL OFFICER
CERTIFICATION PURSUANT TO SECTION 302

I, Mirta A Negrini, Chief Financial Officer, certify that:

1. I have reviewed this Annual Report on Form 10-K of Dolphin Entertainment, Inc.;
2. Based on my knowledge, this Report does not contain any untrue statement of a material fact or omit to state a material fact necessary to make the statements made, in light of the circumstances under which such statements were made, not misleading with respect to the period covered by this Report.
3. Based on my knowledge, the financial statements, and other financial information included in this Report, fairly present in all material respects the financial condition, results of operations and cash flows of the Registrant as of, and for, the periods presented in this Report;
4. The Registrant's other certifying officer and I are responsible for establishing and maintaining disclosure controls and procedures (as defined in Exchange Act Rules 13a-15(e) and 15d-15(e)) and internal control over financial reporting (as defined in Exchange Act Rules 13a-15(f) and 15d-15(f)) for the Registrant and have:
 - a) designed such disclosure controls and procedures or caused such disclosure controls and procedures to be designed under our supervision, to ensure that material information relating to the Registrant, including its consolidated subsidiaries, is made known to us by others within those entities, particularly during the period in which this Report is being prepared;
 - b) designed such internal control over financial reporting, or caused such internal control over financial reporting to be designed under our supervision, to provide reasonable assurance regarding the reliability of financial reporting and the preparation of financial statements for external purposes in accordance with generally accepted accounting principles;
 - c) evaluated the effectiveness of the Registrant's disclosure controls and procedures and presented in this Report our conclusions about the effectiveness of the disclosure controls and procedures, as of the end of the period covered by this report based on such evaluation; and
 - d) disclosed in this Report any change in the Registrant's internal control over financial reporting that occurred during the Registrant's most recent fiscal quarter (the registrant's fourth fiscal quarter in the case of an annual report) that has materially affected, or is reasonably likely to materially affect, the Registrant's internal control over financial reporting; and
5. The Registrant's other certifying officer and I have disclosed, based on our most recent evaluation of internal control over financial reporting, to the Registrant's auditors and the audit committee of Registrant's board of directors (or persons performing the equivalent functions):
 - a) all significant deficiencies and material weaknesses in the design or operation of internal control over financial reporting which are reasonably likely to adversely affect the Registrant's ability to record, process, summarize and report financial information; and
 - b) any fraud, whether or not material, that involves management or other employees who have a significant role in the Registrant's internal control over financial reporting.

Date: **March 31, 2023** March 29, 2024

/s/ Mirta A Negrini
Mirta A Negrini
Chief Financial Officer

Exhibit 32.1

CHIEF EXECUTIVE OFFICER
CERTIFICATION PURSUANT TO
18 U.S.C. SECTION 1350
AS ADOPTED PURSUANT TO
SECTION 906 OF THE SARBANES-OXLEY ACT OF 2002

In connection with the accompanying Annual Report of Dolphin Entertainment, Inc. (the "Company") on Form 10-K for the year ended **December 31, 2022** December 31, 2023, as filed with the Securities and Exchange Commission on the date hereof (the "Report"), I, William O'Dowd IV, Chief Executive Officer of the Company, certify, pursuant to 18 U.S.C. Section 1350, as adopted pursuant to Section 906 of the Sarbanes-Oxley Act of 2002, that to the best of my knowledge:

- (1) The Report fully complies with the requirements of Section 13(a) or 15(d) of the Securities Exchange Act of 1934, as amended; and
- (2) The information contained in the Report fairly presents, in all material respects, the financial condition and results of operations of the Company.

By: /s/ William O'Dowd IV
William O'Dowd IV
Chief Executive Officer
March **31, 2023** 29, 2024

Exhibit 32.2

CHIEF FINANCIAL OFFICER
CERTIFICATION PURSUANT TO

18 U.S.C. SECTION 1350
AS ADOPTED PURSUANT TO
SECTION 906 OF THE SARBANES-OXLEY ACT OF 2002

In connection with the accompanying Annual Report of Dolphin Entertainment, Inc. (the "Company") on Form 10-K for the year ended ~~December 31, 2022~~ December 31, 2023, as filed with the Securities and Exchange Commission on the date hereof (the "Report"), I, Mirta A Negrini, Chief Financial Officer of the Company, certify, pursuant to 18 U.S.C. Section 1350, as adopted pursuant to Section 906 of the Sarbanes-Oxley Act of 2002, that to the best of my knowledge:

- (1) The Report fully complies with the requirements of Section 13(a) or 15(d) of the Securities Exchange Act of 1934, as amended; and
- (2) The information contained in the Report fairly presents, in all material respects, the financial condition and results of operations of the Company.

By: /s/ Mirta A Negrini
Mirta A Negrini
Chief Financial Officer
March ~~31, 2023~~ 29, 2024

DISCLAIMER

THE INFORMATION CONTAINED IN THE REFINITIV CORPORATE DISCLOSURES DELTA REPORT™ IS A COMPARISON OF TWO FINANCIALS PERIODIC REPORTS. THERE MAY BE MATERIAL ERRORS, OMISSIONS, OR INACCURACIES IN THE REPORT INCLUDING THE TEXT AND THE COMPARISON DATA AND TABLES. IN NO WAY DOES REFINITIV OR THE APPLICABLE COMPANY ASSUME ANY RESPONSIBILITY FOR ANY INVESTMENT OR OTHER DECISIONS MADE BASED UPON THE INFORMATION PROVIDED IN THIS REPORT. USERS ARE ADVISED TO REVIEW THE APPLICABLE COMPANY'S ACTUAL SEC FILINGS BEFORE MAKING ANY INVESTMENT OR OTHER DECISIONS.

©2024, Refinitiv. All rights reserved. Patents Pending.