

REFINITIV

DELTA REPORT

10-K

BRBS - BLUE RIDGE BANKSHARES, IN

10-K - DECEMBER 31, 2023 COMPARED TO 10-K - DECEMBER 31, 2022

The following comparison report has been automatically generated

TOTAL DELTAS	4002
--------------	------

 CHANGES	432
---	-----

 DELETIONS	1472
--	------

 ADDITIONS	2098
---	------

UNITED STATES
SECURITIES AND EXCHANGE COMMISSION
Washington, D.C. 20549
FORM 10-K

(Mark One)

☒ ANNUAL REPORT PURSUANT TO SECTION 13 OR 15(d) OF THE SECURITIES EXCHANGE ACT OF 1934

For the fiscal year ended December 31, **2022** **2023**

or

☐ TRANSITION REPORT PURSUANT TO SECTION 13 OR 15(d) OF THE SECURITIES EXCHANGE ACT OF 1934

For the transition period from _____ to _____

Commission File Number: 001-39165

BLUE RIDGE BANKSHARES, INC.

(Exact Name of Registrant as Specified in its Charter)

Virginia

State or Other Jurisdiction of
Incorporation or Organization

54-1838100

I.R.S. Employer
Identification No.

1807 Seminole Trail, Charlottesville, Virginia

Address of Principal Executive Offices

22901

Zip Code

(540) 743-6521

Registrant's Telephone Number, Including Area Code

Former Name, Former Address and Former Fiscal Year, if Changed Since Last Report

Securities registered pursuant to Section 12(b) of the Act:

Title of each class
Common stock, no par value

Trading Symbol(s)
BRBS

Name of each exchange on which registered
NYSE American

Securities registered pursuant to Section 12(g) of the Act: **None**

Indicate by check mark if the registrant is a well-known seasoned issuer, as defined in Rule 405 of the Securities Act. Yes ☐ No ☒

Indicate by check mark if the registrant is not required to file reports pursuant to Section 13 or Section 15(d) of the Act. Yes ☐ No ☒

Indicate by check mark whether the registrant (1) has filed all reports required to be filed by Section 13 or 15(d) of the Securities Exchange Act of 1934 during the preceding 12 months (or for such shorter period that the registrant was required to file such reports), and (2) has been subject to such filing requirements for the past 90 days. Yes ☒ No ☐

Indicate by check mark whether the registrant has submitted electronically every Interactive Data File required to be submitted pursuant to Rule 405 of Regulation S-T (§ 232.405 of this chapter) during the preceding 12 months (or for such shorter period that the registrant was required to submit such files). Yes ☒ No ☐

Indicate by check mark whether the registrant is a large accelerated filer, an accelerated filer, a non-accelerated filer, a smaller reporting company, or an emerging growth company. See the definitions of "large accelerated filer," "accelerated filer," "smaller reporting company," and "emerging growth company" in Rule 12b-2 of the Exchange Act.

Large accelerated filer

☐

Accelerated filer

☒

Non-accelerated filer

☐

Smaller reporting company

☐

Emerging growth company

☒

If an emerging growth company, indicate by check mark if the registrant has elected not to use the extended transition period for complying with any new or revised financial accounting standards provided pursuant to Section 13(a) of the Exchange Act. ☐

Indicate by check mark whether the registrant has filed a report on and attestation to its management's assessment of the effectiveness of its internal control over financial reporting under Section 404(b) of the Sarbanes-Oxley Act (15 U.S.C. 7262(b)) by the registered public accounting firm that prepared or issued its audit report.☐

If securities are registered pursuant to Section 12(b) of the Act, indicate by check mark whether the financial statements of the registrant included in the filing reflect the correction of an error to previously issued financial statements. ☒ ☐

Indicate by check mark whether any of those error corrections are restatements that required a recovery analysis of incentive-based compensation received by any of the registrant's executive officers during the relevant recovery period pursuant to §240.10D-1(b). ☒ ☐

Indicate by check mark whether the registrant is a shell company (as defined in Rule 12b-2 of the Act). Yes ☐ No ☒

The aggregate market value of voting stock held by non-affiliates of the registrant at **June 30, 2022** **June 30, 2023**, based on the closing sale price of the registrant's common stock on **June 30, 2022** **June 30, 2023**, was approximately **\$257,678,654** **135,352,454**.

The registrant had **18,946,466** **19,198,379** shares of common stock, no par value per share, outstanding as of **March 1, 2023** **March 7, 2024**.

DOCUMENTS INCORPORATED BY REFERENCE

The information required by Part III of this Form 10-K will be included in the registrant's definitive proxy statement for the **2023** **2024** annual meeting of shareholders and incorporated herein by reference or in an amendment to this Form 10-K filed within 120 days after the end of the fiscal year covered by this Form 10-K.

Blue Ridge Bankshares, Inc.
Table of Contents

PART I

Item		Page
Item 1:	Business	1
Item 1A:	Risk Factors	14
Item 1B:	Unresolved Staff Comments	27 28
Item 1C:	Cybersecurity	28
Item 2:	Properties	27 29
Item 3:	Legal Proceedings	28 29
Item 4:	Mine Safety Disclosures	28 30

PART II

Item 5:	Market for Registrant's Common Equity, Related Stockholder Matters and Issuer Purchases of Equity Securities	29	31
Item 6:	[Reserved]	30	32
Item 7:	Management's Discussion and Analysis of Financial Condition and Results of Operations	30	32
Item 7A:	Quantitative and Qualitative Disclosures About Market Risk		53
Item 8:	Financial Statements and Supplementary Data		55
Item 9:	Changes in and Disagreements with Accountants on Accounting and Financial Disclosure	102	108
Item 9A:	Controls and Procedures	102	109
Item 9B:	Other Information	103	110
Item 9C:	Disclosure Regarding Foreign Jurisdictions that Prevent Inspections	103	110
			0
	PART III		
Item 10:	Directors, Executive Officers and Corporate Governance	104	111
Item 11:	Executive Compensation	104	111
Item 12:	Security Ownership of Certain Beneficial Owners and Management and Related Stockholder Matters	104	111
Item 13:	Certain Relationships and Related Transactions, and Director Independence	104	111
Item 14:	Principal Accountant Fees and Services	105	111
			2
	PART IV		
Item 15:	Exhibits and Financial Statement Schedules	106	111
Item 16:	Form 10-K Summary	107	111
			5

PART I

ITEM 1: BUSINESS

General

Blue Ridge Bankshares, Inc. (the "Company") is a bank holding company headquartered in Charlottesville, Virginia. It provides commercial and consumer banking and financial services through its wholly-owned bank subsidiary, Blue Ridge Bank, National Association (the "Bank"), and its wealth and trust management subsidiary, BRB Financial Group, Inc. (the "Financial Group"). The Company was incorporated under the laws of the Commonwealth of Virginia in July 1988.

The Bank is a federally chartered national bank with its Main Office in Martinsville, Virginia that traces its roots to Page Valley Bank of Virginia, which opened for business in 1893. At **December 31, 2022** **December 31, 2023**, the Bank operated twenty-seven full-service banking offices across its footprint, which stretches from the Shenandoah Valley across the Piedmont region through Richmond and into the coastal peninsulas and Hampton Roads region of Virginia and **into** central North Carolina.

The Bank serves businesses, professionals, consumers, nonprofits, and municipalities with a wide variety of financial services, including retail and commercial banking, mortgage banking, government guaranteed lending, and employee benefit **plans**. **plan services**. Banking products include checking accounts, savings accounts, money market accounts, cash management accounts, certificates of deposit, individual retirement accounts, commercial and industrial loans, residential mortgages, commercial mortgages, home equity loans, consumer installment loans, credit cards, online banking, telephone banking, and mobile banking. Deposits of the Bank are insured by the Deposit Insurance Fund (the "DIF") of the Federal Deposit Insurance Corporation ("FDIC") to the full extent of the limits of the DIF.

As of **December 31, 2022** **December 31, 2023**, the Company had total assets of approximately **\$3.14 billion** **\$3.12 billion**, total gross loans of approximately \$2.48 billion, total deposits of approximately **\$2.50 billion** **\$2.57 billion**, and stockholders' equity of approximately **\$259.4 million** **\$186.0 million**.

On December 21, 2023, the Company entered into a Securities Purchase Agreement (the "Securities Purchase Agreement") with Kenneth R. Lehman, Castle Creek Capital Partners VIII, L.P., other institutional investors, and certain directors and executive officers of the Company (collectively, the "Purchasers") pursuant to which the Company has agreed to issue and sell to the Purchasers (i) 60 million shares of the Company's common stock at a purchase price of \$2.50 per share and (ii) warrants to purchase approximately 29.4 million shares of the Company's common stock at an exercise price of \$2.50 per share in a private placement (the "Private Placement"), for gross proceeds of \$150 million. The Company will issue the warrants to each Purchaser other than the Company's directors and executive officers who are participating in the Private Placement. The Private Placement is subject to closing conditions and is expected to close late in the first quarter or early in the second quarter of 2024. The Company plans to use the net proceeds from the Private Placement for general corporate purposes and to reposition business lines, support organic growth, and enhance capital levels of the Bank. A complete copy of the Securities Purchase Agreement is included as Exhibit 10.15 to this Form 10-K.

On January 31, 2021, the Company completed a merger with Bay Banks of Virginia, Inc. ("Bay Banks"), a bank holding company conducting substantially all its operations through its subsidiaries Virginia Commonwealth Bank and VCB Financial Group, Inc. Immediately following the Company's merger with Bay Banks, Virginia Commonwealth Bank was merged with and into the Bank, while VCB Financial Group, Inc., subsequently renamed BRB Financial Group, Inc., became a subsidiary of the Company (collectively, the "Bay Banks Merger"). Pursuant to the terms of the Bay Banks Merger agreement, each share of Bay Banks common stock was converted into the right to receive 0.50 shares of the Company's common stock plus cash in lieu of fractional shares. In the merger, the Company issued 6,627,558 shares of its common stock and paid \$3.4 thousand in lieu of fractional shares. The Bay Banks Merger added \$1.22 billion in assets and \$1.03 billion in deposits and expanded the Bank's operating footprint east through the greater Richmond region, the Northern Neck region, Middlesex County, and the Hampton Roads region of Virginia.

On December 15, 2019, the Company acquired Virginia Community Bankshares, Inc. ("VCB"), the bank holding company of Virginia Community Bank based in Louisa, Virginia. Immediately following the merger of VCB into the Company, Virginia Community Bank, merged with and into the Bank. Pursuant to the acquisition, the Company acquired total assets of approximately \$242.5 million and assumed total liabilities of approximately \$219.2 million.

The Company, through the Financial Group, offers management services for personal and corporate trusts, including estate planning, estate settlement and trust administration, insurance products, and investment and wealth management. Employment benefit services are offered under the trade name BluePoint Benefits. The Company, through its minority investment in Hammond Insurance Agency, Incorporated ("Hammond Insurance"), offers property and casualty insurance to individuals and businesses. The Bank's mortgage banking activities include a retail mortgage business operating as Monarch **Mortgage and**

Mortgage. The Company conducted a wholesale mortgage business operating as LenderSelect Mortgage Group ("LenderSelect") until it was sold on May 15, 2023. LenderSelect offers wholesale and third-party residential mortgage origination services to other financial institutions and credit unions.

The Company has partnerships with financial technology (fintech) providers, through which it offers indirect depository services (referred to as "banking-as-a-service" or "BaaS") and ended 2022 with active partnerships including Unit Finance, Flexible Finance, Increase, Upgrade, Kashable, Jaris, Grow Credit, MentorWorks, indirect lending services to both consumers and Marlette businesses. Fintech companies provide technologies to enable the delivery of digital bank services, which and generate interest income, fees, fee income, and deposits, and increase the Bank's customer reach beyond its traditional branch footprint. Two At the end of the Company's fintech relationships provide 2023, the Bank had active partnerships including Unit Finance ("Unit"), Flexible Finance, Increase, Upgrade, Kashable, Marlette, Jaris, and Grow Credit. Pursuant to the Unit partnership, the Bank has subpartner relationships that target certain niches of end users, where Unit provides the technology platform to access banking activities. Subsequent to other fintech companies the end of 2023, the Bank exited its partnership with Increase. Meeting the regulatory requirements with respect to BaaS is complex and vastly expand costly; therefore, the Bank's customer reach. Company anticipates it will substantially exit its BaaS activities during 2024.

As a bank holding company incorporated under the laws of the Commonwealth of Virginia, the Company is subject to regulation by the Board of Governors of the Federal Reserve System (the "Federal Reserve") and the Bureau of Financial Institutions of the Virginia State Corporation Commission (the "Virginia SCC"). The Bank's primary federal regulator is the Office of the Comptroller of the Currency (the "OCC").

1

The Bank's primary source of revenue is interest income from its lending activities. The Bank's other major sources of revenue are interest and dividend income from investments, interest income from its interest-earning deposit balances in other depository institutions, mortgage banking income, gains on sales of government-guaranteed loans, transactions and fee income from its lending and deposit activities, including fintech activities, and income associated with wealth and trust management services. The Bank's major expenses are interest on deposits and general and administrative expenses, such as employee salaries and benefits, federal deposit insurance premiums, data processing expenses, technology costs, and office occupancy expenses.

On August 29, 2022 January 24, 2024, the Bank entered into consented to the issuance of a formal written agreement consent order (the "Written Agreement" "Consent Order") with the OCC. The Consent Order replaced the written agreement entered into by the Bank and the OCC on August 29, 2022 (the "Written Agreement") and generally incorporates the provisions of the Written Agreement, as well as adding new provisions. The Written Agreement principally concerns concerned the Bank's fintech line of business operations and requires required the Bank to continue enhancing its controls for assessing and managing the third-party, Bank Secrecy Act/Anti-Money Laundering, and information technology risks stemming from its fintech partnerships. The Consent Order adds time frames by which certain of the directives are required, requires the Bank to submit a strategic plan and a capital plan, and places further restrictions on the Company's fintech operations. The Consent Order also requires the Bank to maintain a leverage ratio of 10.0% and a total capital ratio of 13.0%, referred to as Individual Minimum Capital Ratios ("IMCRs"). As of December 31, 2023, the Bank did not meet these IMCR requirements. A complete copy of the Written Agreement was furnished in a Consent Order is attached as Exhibit 10.14 to this Form 8-K filed with the Securities and Exchange Commission ("SEC") on September 1, 2022 and can be accessed on the SEC's website (www.sec.gov) and the Company's website (www.blueridgebankshares.com). 10-K.

The Company is actively working to bring the Bank's fintech policies, procedures, and operations into conformity with OCC directives and believes its work to date has been delivered on schedule.

On December 15, 2019, directives. In connection therewith, the Company completed has plans to substantially exit its acquisition BaaS fintech operations in 2024. Additionally, the Bank has added talented leadership to address the requirements of Virginia Community Bankshares, Inc. ("VCB"), the bank holding company OCC and to solidify the risk management practices of Virginia Community Bank based in Louisa, Virginia. Immediately following the merger, Virginia Community Bank, merged with and into the Bank. Pursuant to the acquisition, the Company acquired total assets of approximately \$242.5 million and assumed total liabilities of approximately \$219.2 million. In the merger, the Company issued 1,312,919 shares of its common stock and made cash payments to VCB shareholders totaling \$16.6 million in the aggregate. Company.

In the first quarter of 2022, the Bank sold its majority interest in MoneyWise Payroll Solutions, Inc. ("MoneyWise") to the holder of the minority interest. Income statement amounts related to MoneyWise are reported as discontinued operations for all relevant periods.

The principal executive offices of the Company are located at 1807 Seminole Trail, Charlottesville, Virginia 22901, and its telephone number is (540) 743-6521.

The Company files annual, quarterly and current reports, proxy statements and other information with the SEC, Securities and Exchange Commission ("SEC"). The Company's SEC filings are filed electronically and are available to the public over the Internet at the SEC's website at <http://www.sec.gov>. The Company's website can be accessed at <https://www.blueridgebankshares.com>. The Company makes its SEC filings available free of charge through this website under "Investor Relations," "Financial Documents," "Documents" as soon as practicable after filing or furnishing the material to the SEC. Copies of documents can also be obtained free of charge by writing to the Company's Corporate Secretary at P.O. Box 609, 17 West Main Street, Luray, Virginia 22835, or by calling (540) 743-6521. Information on the Company's website does not constitute part of, and is not incorporated into, this report or any other filing the Company makes with the SEC.

2

The Company qualifies as an "emerging growth company", as defined in federal securities laws. For as long as it continues to be an emerging growth company, the Company may take advantage of exemptions from various reporting requirements that are applicable to other public companies that are not emerging growth companies, including not being required to comply with the auditor attestation requirements of Section 404(b) of the Sarbanes-Oxley Act, reduced disclosure obligations regarding executive compensation in periodic reports and proxy statements, and exemptions from the requirements of holding a nonbinding advisory vote on executive compensation and stockholder approval of any golden parachute payments not previously approved. In addition, as an emerging growth company, the Company has elected to take advantage of the extended transition period for complying with new or revised accounting standards until those standards would otherwise apply to a company that is not an issuer (as defined under Section 2(a) of the Sarbanes-Oxley Act), if such standards apply to companies that are not issuers. This may make the Company's financial statements not comparable with other public companies that are not emerging growth companies or that are emerging growth companies that have opted out of the extended transition period because of the potential differences in accounting standards used. The Company may be an emerging growth company for up to five years, although that status is lost sooner if gross revenues exceed \$1.235 billion, if it issues more than \$1.0 billion in non-convertible debt in a three-year period, or if the market value of common stock held by non-affiliates exceeds \$700 million as of any June 30 before that time, in which case the Company would no longer be an emerging growth company as of the following December 31. The Company anticipates losing its emerging growth status on December 31, 2024.

Market Area

The Bank currently has branches in Callao, Charlottesville, Chester, Colonial Heights, Culpeper, Fredericksburg, Gordonsville, Harrisonburg, Hartfield, Henrico, Kilmarnock, Louisa, Luray, Martinsville, Midlothian, Mineral, Montross,

2

Orange, Petersburg, Richmond, Shenandoah, Suffolk, Virginia Beach, Warsaw, and White Stone, Virginia, and in Greensboro, North Carolina. Interstates 40, 64, 66, 73, 74, 81, 85, and 95 and ancillary major highways pass through the Bank's trade area and provide efficient access to other regions of Virginia, North Carolina, and beyond. The Company's primary market area stretches from the Shenandoah Valley across the Piedmont region through Richmond and into the coastal peninsulas and Hampton Roads region of Virginia and into central North Carolina. The Company's retail mortgage operations are primarily in the Mid-Atlantic and Southern regions of the United States, while the Company's wholesale mortgage operations are nationwide. The Company's guaranteed government lending and markets accessed through fintech markets partnerships span across the United States.

Products and Services

Mortgage Loans on Real Estate. The Company's mortgage loans on real estate comprise the largest segment of its loan portfolio. Mortgage loans on real estate include on family residential properties, 1-4 family investment properties, home equity loans, commercial properties, and owner-occupied commercial properties. The Company also makes loans on properties under construction to qualified individuals and builders. These loans are generally for the construction period only and funds are disbursed as construction progresses and verified by the Company. Loans are for varying terms and may be at fixed or adjustable interest rates.

Residential Mortgage Loans. Residential mortgages are underwritten and documented within regulatory guidelines. The Company offers residential loan origination with such loans either sold in the secondary market or held by the Bank. Home mortgages are generally underwritten in accordance with the guidelines of agencies including the Federal Home Loan Mortgage Corporation ("Freddie Mac"), Federal National Mortgage Association ("Fannie Mae"), and Government National Mortgage Association ("Ginnie Mae"). These loans are then sold into the secondary market on a loan-by-loan basis usually to aggregators or directly to Freddie Mac, Fannie Mae, and Ginnie Mae. The Bank earns origination, commitment, service release premium, pricing gain or loss, and servicing fees and a premium on servicing rights, if each loan depending on how the loans are sold with servicing retained.loan is sold.

Commercial Real Estate Loans. Loans in this category include loans on real estate used for commercial purposes. Loans in this segment are underwritten in accordance with loan policy, which has guidelines to mitigate declines in real estate values, changes in the underlying cash flows from the properties, and general economic conditions.

Commercial and Industrial Loans. Commercial lending activities of the Company include business loans, asset-based loans, and other secured and unsecured loans and lines of credit. Commercial and industrial loans may entail greater risk than residential mortgage loans, and therefore are underwritten in accordance with strict loan policy, which sets risk management standards. During 2022, the Company added a team focused on commercial and industrial lending to middle market businesses, which are those businesses generally with revenues of at least \$25 million. Among the criteria for determining the borrower's ability to repay is a cash flow analysis of the business and business collateral.

Guaranteed Government Loans. Loans in this category provide customers access to capital that avoid many of the challenges of conventional commercial lending. Loans are generally underwritten pursuant to U.S. Small Business Administration ("SBA") or U.S. Department of Agriculture ("USDA") guidelines and afford the Company guarantees under these

3

programs. The guaranteed portion of government guaranteed loans may be sold, in whole or in part, to secondary market buyers.

Consumer Loans. The Company's consumer lending services include automobile lending, home equity lines of credit, credit cards, and other unsecured personal loans. These consumer loans historically entail greater risk than loans secured by real estate.estate and also comprise a small segment of the Company's portfolio.

Consumer Deposit Services. Consumer deposit products offered by the Company include checking accounts, savings accounts, money market accounts, certificates of deposit, online banking, mobile banking, and electronic statements.

Commercial Banking Services. The Company offers a variety of services to commercial customers, including analysis checking, cash management deposit accounts, wire services, direct deposit payroll service, online banking, telephone banking, remote deposit, fraud detection services, and a full line of commercial lending options. The Company also offers property and casualty insurance and employee benefit plans and administration.

Wealth and Trust Services. The Company, through the Financial Group, offers management services for personal and corporate trusts, including estate planning, estate settlement and trust administration, insurance products, and investment and wealth management.

Banking as a Service. Banking-as-a-Service. The Company, through the Bank, provides banking as a service ("BaaS") banking-as-a-service to its fintech partners. partners and to their end users. BaaS is a model that provides products and banking services to nonbank fintech partners, which are, in turn, offered to a broad base of consumers and small businesses through internet-enabled connections. The Company refers to BaaS as an offering to fintech partners that generates deposits and provides payment services. The Company expects to substantially reduce its involvement in BaaS in 2024.

3

offering to those fintech partners that generate deposits and provide payment services. Fintech Lending Programs. The Company also partners with certain of the fintech providers that accommodate lending programs to both consumer and small business businesses. These loans are originated by the Bank to borrowers sourced by fintech partners, and the loans are sold generally up to 30 days from origination by the Bank.

Competition

The financial services industry is highly competitive. The Company competes for loans, deposits, and financial services directly with other bank and nonbank institutions, including credit unions, located within its markets, internet-based banks, out-of-market banks, fintech companies, and bank holding companies that advertise in or otherwise serve its markets, along with money market and mutual funds, brokerage houses, mortgage companies, and insurance companies or other commercial entities that offer financial services products. Competition involves efforts to retain current customers and to obtain new loans and deposits, and differentiators include the scope and type of services offered, interest rates paid on deposits and charged on loans, and the customer service experience. Many of the Company's competitors enjoy competitive advantages, including greater financial resources, a wider geographic presence, more accessible branch office locations, greater technology, the ability to offer additional services, more favorable pricing alternatives, and lower origination and operating costs. The Company believes that its competitive pricing, personalized service, and community involvement enable it to effectively compete in the communities in which it operates.

Environmental, Social and Governance

The Company is committed to promoting sound Environmental, Social and Governance ("ESG") practices through strong board of directors and management oversight. Management believes ESG initiatives are important to its customers, its employees, its shareholders, and the communities it serves.

Environmental. During 2021, the Company began its initiative to contribute to curtailing the impacts of global climate change. The Company, through the Bank, joined the Net-Zero Banking Alliance ("NZBA"), a United Nations convened and industry-led initiative to lead practices and accountability in carbon reduction plans. The Bank will align its operations and its lending and investment portfolios to achieve net-zero emissions by 2040, while achieving intermediate performance targets by 2030. The Bank has installed electric vehicle charging stations at two of its branch locations. The Bank decided against renewing its membership in the Net-Zero Banking Alliance (the "Alliance") in early 2024 as part of a wider strategic review. The Company's high-level goal, to align operations and is reviewing other locations for accessibility lending and utilization. In April 2022, the Company announced an initiative investment portfolios to eliminate single-use plastic items within its business offices achieve net-zero emissions by the end of 2024 2040, remains in conjunction with an effort to boost recycling efforts internally. The Company has a number of initiatives that are in various stages of study for feasibility.

Social. The Company's board of directors and management are committed to employing a diverse workforce and place; however, the Company has developed plans, and continues indefinitely paused dedicating resources to develop plans, and metrics against which actions will be measured. For example, setting sectoral targets in line with the Company plans to adopt a diversity, equity, and inclusion plan in 2023. Alliance's guidelines.

As further discussed in the Supervision and Regulation section below, the Bank is subject to the Community Reinvestment Act (the "CRA"), under which the appropriate federal banking agency periodically assesses the Bank's record in meeting the credit needs of the communities it serves, including low and moderate income neighborhoods. The Bank has a designated CRA officer who monitors the Bank's compliance under the CRA.

Governance. The Company operates under a strong governance structure, starting with the chairman of the board of directors that who is independent from management. Members of the board of directors routinely undergo evaluations to assess their effectiveness. Employees operate under policies approved by the Company's or the Bank's board of

directors and, depending on job duties, complete as many as 33 between 13 and 21 courses per year, covering topics such as preventing harassment, confidentiality of data, and unfair banking practices.

Human Capital Resources

The success of the Company is directly attributable to its exceptional and dependent upon a dedicated team of employees. Management focuses on designing under the direction of the Compensation Committee of the board, designs compensation, incentive, and benefit programs to ensure that the Company is competitive in attracting and retaining top talent in the market, while emphasizing the importance of diversity, equity, and inclusion. Management believes that the Company's compensation programs offer competitive pay and benefits, including paid time off for vacations vacation and sick leave, a 401(k) plan, health, dental, and vision plans, life and disability coverage, wellness plans, paid training, including tuition reimbursement, and pre-tax flexible spending accounts. In February 2023, the Company announced a sabbatical leave program to promote the benefits of work-life balance in conjunction with rewarding longevity. The Company is committed to maintaining a living wage for all its employees, raising the minimum pay rate in 2021 to \$17 per hour, and then raising it to \$18 per hour in February 2023. Management believes that fostering an environment that values diversity, equity, and inclusion creates an organization that is able to embrace, leverage, and respect differences amongst the

4

Company's employees and customers. Management believes that such an environment results in improved employee morale and higher levels of job satisfaction, which ultimately translates into a better customer experience.

Management also believes in giving back to the communities in which the Company serves. In 2022, 2023, the Company committed approximately \$440 \$310 thousand of financial donations to many community organizations and nonprofits, not-for-profit organizations, including first responders, colleges and universities, youth athletics, and the arts. In addition, the Company's employees donate countless hours volunteering in business associations and helping the underserved.

The Company had 496 507 full-time and 39 27 part-time employees as of December 31, 2022 December 31, 2023. None of its employees are represented by any collective bargaining unit and the Company believes that relations with its employees are good.

Supervision and Regulation

The Company and the Bank are extensively regulated under federal and state law. The following information describes certain aspects of that regulation applicable to the Company and the Bank and does not purport to be complete. Proposals to change the laws, regulations, and policies governing the banking industry are frequently raised in the U.S. Congress, in state legislatures, and before the various bank regulatory agencies. The likelihood and timing of any changes and the impact such changes might have on the Company and the Bank are impossible to determine with any certainty. A change in applicable laws, regulations or policies, or a change in the way such laws, regulations, or policies are interpreted by regulatory agencies or courts, may have a material impact on the business, operations, and earnings of the Company and the Bank.

The Bank is subject to the Written Agreement, Consent Order, which principally concerns the Bank's fintech line of business and requires the Bank and/or the board of directors of the Bank to, continue enhancing its controls for assessing among other things, address and managing the third-party, remediate Bank Secrecy Act/Anti-Money Laundering deficiencies, violations and information technology risks stemming from corrective actions, enhance oversight of its third-party partnerships, submit to the OCC acceptable strategic and capital plans and adopt, implement, and adhere to various revised and expanded risk-based policies, procedures, and processes. While subject to the Consent Order, the Bank will also be required to obtain an OCC non-objection prior to onboarding or signing a contract with a new third-party fintech partnerships, relationship or offering new products or services or conducting new activities with or through existing third-party fintech relationships. A complete copy of the Written Agreement was furnished in a Consent Order is included as Exhibit 10.14 to this Form 8-K filed with the SEC on September 1, 2022 and can be accessed on the SEC's website (www.sec.gov) and the Company's website (www.blueridgebankshares.com). 10-K. The Company is actively working to bring the Bank's fintech policies, procedures, and operations into conformity with OCC directives and believes its work exit of BaaS fintech operations will partly satisfy the requirements of the Consent Order.

As a result of the Consent Order, the Bank is deemed to date has been delivered be in "troubled condition" and is subject to the following restrictions on schedule. its operations: (1) the Bank must notify the OCC prior to adding or replacing a member of its board of directors, or employing or promoting any existing employee as a senior executive officer, and (2) the Bank may not, without prior approval of the OCC and the FDIC, enter into any agreements to make severance or indemnification payments or make any such payments to "institution-affiliated parties" as defined in 12 C.F.R. Part 359.

As with other financial institutions, the earnings of the Bank are affected by general economic conditions and by the monetary policies of the Federal Reserve. The Federal Reserve exerts a substantial influence on interest rates and credit conditions, primarily through open market operations in U.S. Government securities, setting the reserve requirements of member banks, and establishing the discount rate on member bank borrowings. The policies of the Federal Reserve have a direct impact on loan and deposit growth and the interest rates charged and paid thereon. They also impact the source, cost of funds,

and the rates of return on investments. Changes in the Federal Reserve's monetary policies have had a significant impact on the operating results of the Bank and other financial institutions and are expected to continue to do so in the future.

Blue Ridge Bankshares, Inc.

The Company is qualified as a bank holding company within the meaning of the Bank Holding Company Act of 1956, as amended (the "BHC Act"), and is registered as such with the Federal Reserve. As a bank holding company, the Company is subject to supervision, regulation, and examination by the Federal Reserve and is required to file various reports and

5

additional information with the Federal Reserve. The Company is also registered under the bank holding company laws of Virginia and is subject to supervision, regulations, and examination by the Virginia SCC.

Under the Gramm-Leach-Bliley Act of 1999 (the "GLB Act"), a bank holding company may elect to become a financial holding company and thereby engage in a broader range of financial and other activities than are permissible for traditional bank holding companies. In order to qualify for the election, all of the depository institution subsidiaries of the bank holding company must be well capitalized, well managed, and have achieved a rating of "satisfactory" or better under the CRA. Financial holding companies are permitted to engage in activities that are "financial in nature" or incidental or complementary thereto as determined by the Federal Reserve. The GLB Act identifies several activities as "financial in nature," including insurance underwriting and sales, investment advisory services, merchant banking and underwriting, and dealing or making a market in securities. The Company has not elected to become a financial holding company and has no immediate plans to become a financial holding company.

Blue Ridge Bank, National Association

The Bank is a federally chartered national bank. The Bank is subject to supervision, regulation, and examination by the OCC and is required to file various reports and additional information with the OCC. The OCC has primary supervisory and

5

regulatory authority over the operations of the Bank. Because the Bank accepts insured deposits from the public, it is also subject to examination by the FDIC.

Depository institutions, including the Bank, are subject to extensive federal and state regulations that significantly affect their businesses and activities. Regulatory bodies have broad authority to implement standards and initiate proceedings designed to prohibit depository institutions from engaging in unsafe and unsound banking practices. The standards relate generally to operations and management, asset quality, interest rate exposure, and capital. The bank regulatory agencies are authorized to take action against institutions that fail to meet such standards.

The Dodd-Frank Act

The Dodd-Frank Wall Street Reform and Consumer Protection Act of 2010 (the "Dodd-Frank Act"), signed into law in July 2010, significantly restructured the financial regulatory regime in the United States and has had a broad impact on the financial services industry as a result of the significant regulatory and compliance changes required under the act.

The Economic Growth, Regulatory Relief and Consumer Protection Act of 2018 (the "EGRRCPA"), which became effective May 24, 2018, amended the Dodd-Frank Act to provide regulatory relief for certain smaller and regional financial institutions, such as the Company and the Bank. The EGRRCPA, among other things, provides financial institutions with less than \$10 billion in total consolidated assets with relief from certain capital requirements and exempts banks with less than \$250 billion in total consolidated assets from the enhanced prudential standards and the company-run and supervisory stress tests required under the Dodd-Frank Act. The Dodd-Frank Act has had, and may in the future have, a material impact on the Company's operations, particularly through increased compliance costs resulting from new and possible future consumer and fair lending regulations. The future changes resulting from the Dodd-Frank Act may affect

the profitability of business activities, require changes to certain business practices, impose more stringent regulatory requirements, or otherwise adversely affect the business and financial condition of the Company and the Bank. These changes may also require the Company to invest significant management attention and resources to evaluate and make necessary changes to comply with new statutory and regulatory requirements.

Deposit Insurance

The deposits of the Bank are insured up to applicable limits by the DIF and are subject to deposit insurance assessments to maintain the DIF. The deposit insurance assessment base is based on average total assets minus average tangible equity, pursuant to a rule issued by the FDIC as required by the Dodd-Frank Act. Deposit insurance pricing is a "financial ratios method" based on "CAMELS" composite ratings to determine assessment rates for small established institutions with less than \$10 billion in assets. The CAMELS rating system is a supervisory rating system designed to take into account and reflect all financial and operational risks that a bank may face, including capital adequacy, asset quality, management capability, earnings, liquidity, and sensitivity to market risk ("CAMELS").

On October 18, 2022, the FDIC adopted a final rule to increase base deposit insurance assessment rate schedules uniformly by 2 basis points beginning in the first quarterly assessment period of 2023. The increase is being instituted to account for extraordinary growth in insured deposits during the first and second quarters of 2020, which caused a substantial decrease in the "reserve ratio" of the DIF to total industry deposits. The FDIC has indicated that the new assessment rate

6

schedules will remain in effect until the DIF reserve ratio meets or exceeds 2 percent. In the years ended **December 31, 2022** **December 31, 2023** and **2021, 2022**, the Company recorded expense of **\$1.3 million** **\$5.1 million** and **\$1.0 million** **\$1.3 million**, respectively, for FDIC insurance premiums. **Higher FDIC insurance expense relative to the prior period was primarily due to balance sheet growth and other factors such as lower profitability and regulatory capital levels, which increased the assessment rate.**

Capital Requirements

The Federal Reserve, the OCC, and the FDIC have issued substantially similar capital requirements applicable to all banks and bank holding companies. In addition, those regulatory agencies may from time to time require that a banking organization maintain capital above the minimum levels because of its financial condition or actual or anticipated growth.

The Bank is subject to the rules implementing the Basel III capital framework and certain related provisions of the Dodd-Frank Act (the "Basel III Capital Rules"). **Under the Basel III Capital Rules, banks must hold a capital conservation buffer above the adequately capitalized risk-based capital ratios of 2.50% for all ratios, except the tier 1 leverage ratio.** The Basel III Capital Rules, effective January 1, 2015, require the Company and the Bank to comply with the following minimum capital ratios: (i) a ratio of common equity Tier 1 to risk-weighted assets of at least **4.5%** **4.50%**, plus a **2.5%** **2.50%** "capital conservation buffer" (effectively resulting in a minimum ratio of common equity Tier 1 to risk-weighted assets of **7%** **7.00%**), (ii) a ratio of Tier 1 capital to risk-weighted assets of at least **6.0%** **6.00%**, plus the **2.5%** **2.50%** capital conservation buffer (effectively resulting in a minimum Tier 1 capital ratio of **8.5%** **8.50%**), (iii) a ratio of total capital to risk-weighted assets of at least **8.0%** **8.00%**, plus the **2.5%** **2.50%** capital conservation buffer (effectively resulting in a minimum total capital ratio of **10.5%** **10.50%**), and (iv) a leverage ratio of **4%** **4.00%**, calculated as the ratio of Tier 1 capital to average assets ("Tier 1 Leverage

6

ratio"). The capital conservation buffer is designed to absorb losses during periods of economic stress. Banking institutions with a ratio of common equity Tier 1 to risk-weighted assets above the minimum but below the conservation buffer face constraints on dividends, equity repurchases, and compensation, based on the amount of the shortfall. **The common equity Tier 1 capital ratio was 10.25% for the Bank as of December 31, 2022. The Tier 1 and total capital to risk-weighted asset ratios of the Bank were 10.25% and 11.15%, respectively, as of December 31, 2022. The Tier 1 Leverage ratio for the Bank was 9.25% as of December 31, 2022.**

With respect to the Bank, banks, the “prompt corrective action” regulations pursuant to Section 38 of the Federal Deposit Insurance Act (“FDI Act”) incorporate a common equity Tier 1 capital ratio and increase certain other capital ratios. To be well capitalized under these regulations, a bank must have the following minimum capital ratios: (i) a common equity Tier 1 capital ratio of at least 6.5% 6.50%; (ii) a Tier 1 capital to risk-weighted assets ratio of at least 8.0% 8.00%; (iii) a total capital to risk-weighted assets ratio of at least 10.0% 10.00%; and (iv) a Tier 1 Leverage ratio of at least 5.0% 5.00%.

As of December 31, 2023, the Bank's common equity Tier 1 capital ratio was 9.09%; its Tier 1 capital to risk-weighted asset ratio was 9.09%; its total capital to risk-weighted asset ratio was 10.25%; and the Bank's Tier 1 Leverage ratio was 7.49%. The Bank exceeded the thresholds to be considered well capitalized as of December 31, 2022.

Under December 31, 2023; however, the Basel III Capital Rules, banks must hold a Bank's total risk based capital was below the capital conservation buffer above as of December 31, 2023, subjecting the adequately capitalized risk-based capital ratios of 2.50% for all ratios, except the tier 1 leverage ratio. If a banking organization dips into its capital conservation buffer, it is subject Bank to limitations on certain activities including payment of dividends, share repurchases, and discretionary compensation to certain officers. Management believes, as of December 31, 2022, the Bank met all capital adequacy requirements to which it is subject, previously noted.

In December 2017, addition to the Basel Committee on Banking Supervision published standards that it described as the finalization of the Basel III post-crisis regulatory reforms (the standards are commonly referred to as “Basel IV”). Among other things, these standards revise the standardized approach for credit risk (including by recalibrating risk weights and introducing new foregoing capital requirements, the Bank is subject to individual minimum capital ratios (“IMCRs”) that are higher than those required for certain “unconditionally cancellable commitments,” such as unused credit card lines capital adequacy purposes pursuant to OCC directives. The Bank is required to attain and maintain a leverage ratio of credit) and provide a new standardized approach for operational risk capital. Under the proposed framework, these standards are effective on January 1, 2023, with an aggregate output floor phasing-in through January 1, 2027. Under the current capital rules, operational risk capital requirements 10.00% and a total capital floor apply only to advanced approaches institutions, risk-weighted assets ratio of 13.00%, and as of December 31, 2023, the Bank did not to the Company. The impact of Basel IV on the Company meet these IMCRs. Until such levels are met and the Consent Order has been lifted, the Bank will depend on the manner in which it is implemented by the federal bank regulatory agencies.

In August 2018, the Federal Reserve issued an interim final rule required by the EGRCPA that expands the applicability of the Federal Reserve's Small Bank Holding Company Policy Statement (the “SBHC Policy Statement”) deemed to bank holding companies with total consolidated assets of be less than \$3 billion (up from the prior \$1 billion threshold). The annual measurement date to determine if a bank holding company's total assets meets the \$3 billion threshold is June 30. Under the SBHC Policy Statement, qualifying bank holding companies have additional flexibility in the amount of debt they can issue and are also exempt from the Basel III Capital Rules (subsidiary depository institutions of qualifying bank holding companies are still subject to capital requirements). As of June 30, 2022, the most recent annual measurement date, the Company had less than \$3 billion in total consolidated assets and would likely qualify under the revised SBHC Policy Statement. However, the Company does not currently intend to issue a material amount of debt or take any other action that would cause its capital ratios to fall below the minimum ratios required by the Basel III Capital Rules. well capitalized, thus adequately capitalized.

In September 2019, the federal banking agencies jointly issued a final rule required by the EGRCPA that permits qualifying banks and bank holding companies that have less than \$10 billion in consolidated assets to elect to be subject to a 9% leverage ratio that would be applied using less complex leverage calculations (commonly referred to as the community bank leverage ratio or “CBLR”). Under the rule, which became effective on January 1, 2020, banks and bank holding companies that opt into the CBLR framework and maintain a CBLR of greater than 9% are not subject to other risk-based and leverage capital requirements under the Basel III Capital Rules and would be deemed to have met the well capitalized ratio requirements under the “prompt corrective action” framework. These CBLR rules were modified in response to the COVID-19 pandemic. See “Coronavirus Aid, Relief, and Economic Security Act and Consolidated Appropriations Act, 2021” below. The Company Bank has not opted into the CBLR framework.

Dividends

The Company's principal source of cash flow, including cash flow to pay dividends to its shareholders, is dividends it receives from the Bank. Statutory and regulatory limitations apply to the Bank's payment of dividends to the Company. As a general rule, the amount of a dividend may not exceed, without prior regulatory approval, the sum of net income in the calendar year to date and the retained net earnings of the immediately preceding two calendar years. A depository institution may not pay any dividend if payment would cause the institution to become “undercapitalized” or if it already is “undercapitalized.” The OCC may prevent the payment of a dividend if it determines that the payment would be an unsafe

and unsound banking practice. The OCC also has advised that a national bank should generally pay dividends only out of current operating earnings. In addition, under the current supervisory practices of the Federal Reserve, the Company should inform and consult with the Federal Reserve reasonably in advance of declaring or paying a dividend that exceeds earnings for the period (e.g., quarter) for which the dividend is being paid or that could result in a material adverse change to the Company's capital structure.

Permitted Activities In addition, the Consent Order places restrictions on the Bank's ability to declare or pay dividends in certain situations and requires the written non-objection of the OCC prior to any dividend or capital distribution. As a result of the Consent Order and the Company's and the Bank's plans to preserve capital, the Company likely will not resume payments of dividends in the foreseeable future.

Permitted Activities

As a bank holding company, the Company is limited to managing or controlling banks, furnishing services to or performing services for its subsidiaries, and engaging in other activities that the Federal Reserve determines by regulation or order to be so closely related to banking or managing or controlling banks as to be a proper incident thereto. In determining whether a particular activity is permissible, the Federal Reserve must consider whether the performance of such an activity reasonably can be expected to produce benefits to the public that outweigh possible adverse effects. Possible benefits include greater convenience, increased competition, and gains in efficiency. Possible adverse effects include undue concentration of resources, decreased or unfair competition, conflicts of interest, and unsound banking practices. Despite prior approval, the Federal Reserve may order a bank holding company or its subsidiaries to terminate any activity or to terminate ownership or control of any subsidiary when the Federal Reserve has reasonable cause to believe that a serious risk to the financial safety, soundness, or stability of any bank subsidiary of that bank holding company may result from such an activity.

Banking Acquisitions; Changes in Control

The BHC Act requires, among other things, the prior approval of the Federal Reserve in any case where a bank holding company proposes to (i) acquire direct or indirect ownership or control of more than 5% of the outstanding voting stock of any bank or bank holding company (unless it already owns a majority of such voting shares), (ii) acquire all or substantially all of the assets of another bank or bank holding company, or (iii) merge or consolidate with any other bank holding company. In determining whether to approve a proposed bank acquisition, the Federal Reserve will consider, among other factors, the effect of the acquisition on competition, the public benefits expected to be received from the acquisition, the projected capital ratios and levels on a post-acquisition basis, and the acquiring institution's performance under the CRA, and its compliance with fair housing and other consumer protection laws.

Subject to certain exceptions, the BHC Act and the Change in Bank Control Act, together with the applicable regulations, require Federal Reserve approval (or, depending on the circumstances, no notice of disapproval) prior to any person or company acquiring "control" of a bank or bank holding company. A conclusive presumption of control exists if an individual or company acquires the power, directly or indirectly, to direct the management or policies of an insured depository institution or to vote 25% or more of any class of voting securities of any insured depository institution. A rebuttable presumption of control exists if a person or company acquires 10% or more but less than 25% of any class of voting securities of an insured depository institution and either the institution has registered its securities with the SEC under Section 12 of the Securities Exchange Act of 1934, as amended (the "Exchange Act"), or no other person will own a greater percentage of that class of voting securities immediately after the acquisition.

In addition, Section 18(c) of the **Federal Deposit Insurance FDI** Act, commonly known as the "Bank Merger Act," requires the prior written approval of the OCC before any national bank may (i) merge or consolidate with, (ii) purchase or otherwise acquire the assets of, or (iii) assume the deposit liabilities of, another bank if the resulting institution is to be a national bank. In determining whether to approve a proposed merger transaction, the OCC must consider the effect on competition, the financial and managerial resources and future prospects of the existing and resulting institutions, the convenience and needs of the communities to be served, and the effectiveness of each insured depository institution involved in the proposed merger transaction in combating money-laundering activities.

In addition, Virginia law requires the prior approval of the Virginia SCC for (i) the acquisition of more than 5% of the voting shares of a Virginia bank or any holding company that controls a Virginia bank, or (ii) the acquisition by a Virginia bank holding company of a bank or its holding company domiciled outside Virginia.

Source of Strength

Federal Reserve policy has historically required bank holding companies to act as a source of financial and managerial strength to their subsidiary banks. The Dodd-Frank Act codified this policy as a statutory requirement. Under this requirement, the Company is expected to commit resources to support the Bank, including at times when the Company may not be in a financial position to provide such resources. Any capital loans by a bank holding company to any of its subsidiary banks are subordinate in right of payment to depositors and to certain other indebtedness of such subsidiary banks. In the

event of a bank holding company's bankruptcy, any commitment by the bank holding company to a federal bank regulatory agency to maintain the capital of a subsidiary bank will be assumed by the bankruptcy trustee and entitled to priority of payment.

The Federal Deposit Insurance Corporation Improvement Act

Under the Federal Deposit Insurance Corporation Improvement Act of 1991 ("FDICIA"), the federal bank regulatory agencies possess broad powers to take prompt corrective action to resolve problems of insured depository institutions. The extent of these powers depends upon whether the institution is "well capitalized," "adequately capitalized," "undercapitalized," "significantly undercapitalized," or "critically undercapitalized," as defined by the law.

As required by FDICIA, the federal bank regulatory agencies also have adopted guidelines prescribing safety and soundness standards relating to, among other things, internal controls and information systems, internal audit systems, loan documentation, credit underwriting, and interest rate exposure. In general, the guidelines require appropriate systems and practices to identify and manage the risks and exposures specified in the guidelines. In addition, the agencies adopted regulations that authorize, but do not require, an institution that has been notified that it is not in compliance with safety and soundness standard to submit a compliance plan. If, after being so notified, an institution fails to submit an acceptable compliance plan, the agency must issue an order directing action to correct the deficiency and may issue an order directing other actions of the types to which an undercapitalized institution is subject under the prompt corrective action provisions described above.

Transactions with Affiliates

Pursuant to Sections 23A and 23B of the Federal Reserve Act and Regulation W, the authority of the Bank to engage in transactions with related parties or "affiliates" or to make loans to insiders is limited. Loan transactions with an affiliate generally must be collateralized and certain transactions between the Bank and its affiliates, including the sale of assets, the payment of money, or the provision of services, must be on terms and conditions that are substantially the same, or at least as favorable to the Bank, as those prevailing for comparable nonaffiliated transactions. In addition, the Bank generally may not purchase securities issued or underwritten by affiliates.

Loans to executive officers, directors, or to any person who directly or indirectly, or acting through or in concert with one or more persons, owns, controls or has the power to vote more than 10% of any class of voting securities of a bank, are subject to Sections 22(g) and 22(h) of the Federal Reserve Act and their corresponding regulations (Regulation O) and Section 13(k) of the Exchange Act relating to the prohibition on personal loans to executives (which exempts financial institutions in compliance with the insider lending restrictions of Section 22(h) of the Federal Reserve Act). Among other things, these loans must be made on terms substantially the same as those prevailing on transactions made to unaffiliated individuals, and certain extensions of credit to those persons must first be approved in advance by a disinterested majority of the entire board of directors. Section 22(h) of the Federal Reserve Act prohibits loans to any of those individuals where the aggregate amount exceeds an amount equal to 15% of an institution's unimpaired capital and surplus plus an additional 10% of unimpaired capital and surplus in the case of loans that are fully secured by readily marketable collateral, or when the aggregate amount on all of the extensions of credit outstanding to all of these persons would exceed the Bank's unimpaired capital and unimpaired surplus. Section 22(g) of the Federal Reserve Act identifies limited circumstances in which the Bank is permitted to extend credit to executive officers.

Consumer Financial Protection

The Company is subject to a number of federal and state consumer protection laws that extensively govern its relationship with its customers. These laws include the Equal Credit Opportunity Act, the Fair Credit Reporting Act, the Truth in Lending Act, the Truth in Savings Act, the Electronic Fund Transfer Act, the Expedited Funds Availability Act, the Home Mortgage Disclosure Act, the Fair Housing Act, the Real Estate Settlement Procedures Act, the Fair Debt Collection Practices Act, the Service Members Civil Relief Act, laws governing flood insurance, federal and state laws prohibiting unfair and deceptive business practices, foreclosure laws, and various regulations that implement some or all of the foregoing. These laws and regulations mandate certain disclosure requirements and regulate the manner in which financial institutions must deal with customers when taking deposits, making loans, collecting loans, and providing other services. For

9

example, mortgage lenders are required to make a reasonable and good faith determination based on verified and documented information that a consumer applying for a mortgage loan has a reasonable ability to repay the loan according to its terms, either by considering underwriting factors prescribed by Regulation Z or by originating loans that meet the definition of a "qualified mortgage." If the Company fails to comply with these laws and regulations, it may be subject to various penalties. Failure to comply with consumer protection requirements may also result in failure to obtain any required bank regulatory

9

approval for merger or acquisition transactions the Company may wish to pursue or in being prohibited from engaging in such transactions even if approval is not required.

The Dodd-Frank Act centralized responsibility for consumer financial protection by creating a new agency, the Consumer Financial Protection Bureau ("CFPB"), and giving it responsibility for implementing, examining, and enforcing compliance with federal consumer protection laws. The CFPB focuses on (i) risks to consumers and compliance with the federal consumer financial laws, (ii) the markets in which firms operate and risks to consumers posed by activities in those markets, (iii) depository institutions that offer a wide variety of consumer financial products and services, and (iv) non-depository companies that offer one or more consumer financial products or services. The CFPB has broad rule making authority for a wide range of consumer financial laws that apply to all banks, including, among other things, the authority to prohibit "unfair, deceptive or abusive" acts and practices. Abusive acts or practices are defined as those that materially interfere with a consumer's ability to understand a term or condition of a consumer financial product or service or take unreasonable advantage of a consumer's (i) lack of financial savvy, (ii) inability to protect himself in the selection or use of consumer financial products or services, or (iii) reasonable reliance on a covered entity to act in the consumer's interests. The CFPB can issue cease-and-desist orders against banks and other entities that violate consumer financial laws. The CFPB may also institute a civil action against an entity in violation of federal consumer financial law in order to impose a civil penalty or injunction.

Community Reinvestment Act

The CRA requires the appropriate federal banking agency, in connection with its examination of a bank, to assess the bank's record in meeting the credit needs of the communities served by the bank, including low low- and moderate income moderate-income neighborhoods. Furthermore, such assessment is also required of banks that have applied, among other things, to merge or consolidate with or acquire the assets or assume the liabilities of an insured depository institution, or to open or relocate a branch. In the case of a bank holding company applying for approval to acquire a bank or bank holding company, the record of each subsidiary bank of the applicant bank holding company is subject to assessment in considering the application. Under the CRA, institutions are assigned a rating of "outstanding," "satisfactory," "needs to improve," or "substantial non-compliance." The Bank was rated "satisfactory" in its most recent CRA evaluation.

In May 2022, On October 24, 2023, the federal bank regulatory agencies jointly issued a proposed final rule intended to strengthen and modernize their respective CRA regulations. The revised rules substantially alter the methodology for assessing compliance with the CRA, regulatory framework. If implemented, the rule would, among with material aspects taking effect January 1, 2026 and revised data reporting requirements taking effect January 1, 2027. Among other things, (i) expand access to credit, investment and basic banking services in low- and moderate-income communities, (ii) adapt to changes in the banking industry, including internet revised rules evaluate lending outside traditional assessment areas generated by the growth of non-branch delivery systems, such as online and mobile banking, (iii) provide greater clarity, consistency apply a metrics-based benchmarking approach to assessment, and transparency in clarify

eligible CRA activities. The final rules are likely to make it more challenging and/or costly for the application Bank to receive a rating of the regulations and (iv) tailor performance standards to account for differences in bank size, business model, and local conditions. at least "satisfactory" on its CRA evaluation.

Anti-Money Laundering Legislation

The Company is subject to several federal laws that are designed to combat money laundering, terrorist financing, and transactions with persons, companies or foreign governments designated by U.S. authorities (the "AML laws"). This category of laws includes the Bank Secrecy Act of 1970, the Money Laundering Control Act of 1986, the USA PATRIOT Act of 2001, and the Anti-Money Laundering Act of 2020.

The AML laws and their implementing regulations require insured depository institutions, broker-dealers, and certain other financial institutions to have policies, procedures, and controls to detect, prevent, and report potential money laundering and terrorist financing. The AML laws and their regulations also provide for information sharing, subject to conditions, between federal law enforcement agencies and financial institutions, as well as among financial institutions, for counter-terrorism purposes. Federal banking regulators are required, when reviewing bank holding company acquisition and bank merger applications, to take into account the effectiveness of the anti-money laundering activities of the applicants. To comply with these obligations, the Company has implemented internal practices, procedures, and controls.

Office of Foreign Assets Control

The U.S. Treasury Department's Office of Foreign Assets Control ("OFAC") is responsible for administering and enforcing economic and trade sanctions against specified foreign parties, including countries and regimes, foreign individuals, and other foreign organizations and entities. OFAC publishes lists of prohibited parties that are regularly consulted by the Company in the conduct of its business in order to assure compliance. The Company is responsible for,

10

among other things, blocking accounts of, and transactions with, prohibited parties identified by OFAC, avoiding unlicensed trade and financial transactions with such parties, and reporting blocked transactions after their occurrence. Failure to comply with OFAC requirements could have serious legal, financial, and reputational consequences for the Company.

10

Privacy Legislation

Several recent laws, including the Right to Financial Privacy Act, and related regulations issued by the federal bank regulatory agencies, also provide new protections against the transfer and use of customer information by financial institutions. A financial institution must provide to its customers information regarding its policies and procedures with respect to the handling of customers' personal information. Each institution must conduct an internal risk assessment of its ability to protect customer information. These privacy provisions generally prohibit a financial institution from providing a customer's personal financial information to unaffiliated parties without prior notice and approval from the customer.

In October 2023, the CFPB proposed a new rule that would require a provider of payment accounts or products, such as the Bank, to make certain data available to consumers upon request regarding the products or services they obtain from the provider. The proposed rule is intended to give consumers control over their financial data, including with whom it is shared, and encourage competition in the provision of consumer financial products and services. For banks with over \$850 million and less than \$50 billion in total assets, such as the Bank, compliance would be required approximately two and one-half years after adoption of the final rule.

Incentive Compensation

In June 2010, the federal bank regulatory agencies issued final Interagency Guidance on Sound Incentive Compensation Policies intended to ensure that the incentive compensation policies of financial institutions do not undermine the safety and soundness of such institutions by encouraging excessive risk-taking. The Interagency Guidance on Sound Incentive Compensation Policies covers all employees who have the ability to materially affect the risk profile of a financial institution, either individually or as part of a group, and is based upon the key principles that a financial institution's incentive compensation arrangements should (i) provide incentives that do not encourage risk-taking beyond the institution's ability to effectively identify and manage risks, (ii) be compatible with effective internal controls and risk management, and (iii) be supported by strong corporate governance, including active and effective oversight by the financial institution's board of directors.

The Dodd-Frank Act requires the federal banking agencies and the SEC to establish joint regulations or guidelines prohibiting incentive-based payment arrangements at specified regulated entities that encourage inappropriate risk-taking by providing an executive officer, employee, director, or principal shareholder with excessive compensation, fees, or benefits or that could lead to material financial loss to the entity. The federal banking agencies issued such proposed rules in March 2011 and issued a revised proposed rule in June 2016 implementing the requirements and prohibitions. The revised proposed rule would apply to all banks, among other institutions, with at least \$1 billion in average total consolidated assets for which it would go beyond the existing Interagency Guidance on Sound Incentive Compensation Policies to (i) prohibit certain types and features of incentive-based compensation arrangements for senior executive officers, (ii) require incentive-based compensation arrangements to adhere to certain basic principles to avoid a presumption of encouraging inappropriate risk, (iii) require appropriate board or committee oversight, (iv) establish minimum recordkeeping, and (v) mandate disclosures to the appropriate federal banking agency. The comment period for these proposed rules has closed and final rules have not yet been published.

The Federal Reserve will review, as part of the regular risk-focused examination process, the incentive compensation arrangements of financial institutions, such as the Company, that are not "large complex banking organizations." These reviews are tailored to each financial institution based on the scope and complexity of the institution's activities and the prevalence of incentive compensation arrangements. The findings of the supervisory initiatives are included in reports of examination. Deficiencies are incorporated into the institution's supervisory ratings, which can affect the institution's ability to make acquisitions and take other actions. Enforcement actions may be taken against a financial institution if its incentive compensation arrangements, or related risk-management control or governance processes, pose a risk to the institution's safety and soundness and the financial institution is not taking prompt and effective measures to correct the deficiencies. As of **December 31, 2022** **December 31, 2023**, the Company had not been made aware of any instances of non-compliance with the guidance.

In October 2022, the SEC adopted a final rule directing national securities exchanges and associations, including the NYSE American, the exchange on which the Company's common stock is listed, to implement listing standards that require listed companies to adopt policies mandating the recovery or "clawback" of excess incentive compensation earned by a current or former executive officer during the three fiscal years preceding the date the listed company is required to prepare an accounting restatement, including to correct an error that would result in a material misstatement if the error were corrected in the current period or left uncorrected in the current period. The final rule requires the Company to adopt a clawback policy that is compliant with the new listing standard within 60 days after such standard becomes effective.

Ability-to-Repay and Qualified Mortgage Rule

Pursuant to the Dodd-Frank Act, the CFPB issued a final rule effective in January 2014, amending Regulation Z as implemented by the Truth in Lending Act, requiring mortgage lenders to make a reasonable and good faith determination based on verified and documented information that a consumer applying for a mortgage loan has a reasonable ability to repay the loan according to its terms. Mortgage lenders are required to determine consumers' ability to repay in one of two ways.

11

The first alternative requires the mortgage lender to consider the following eight underwriting factors when making the credit decision: (i) current or reasonably expected income or assets; (ii) current employment status; (iii) the monthly payment on the covered transaction; (iv) the monthly payment on any simultaneous loan; (v) the monthly payment for mortgage-related

obligations; (vi) current debt obligations, alimony, and child support; (vii) the monthly debt-to-income ratio or residual income; and (viii) credit history. Alternatively, the mortgage lender can originate "qualified mortgages," which are entitled to a presumption that the creditor making the loan satisfied the ability-to-repay requirements. In general, a "qualified mortgage" is a mortgage loan without negative amortization, interest-only payments, balloon payments, or term exceeding 30 years. In addition, a qualified mortgage generally must meet certain price-based thresholds, and the points and fees paid by a consumer cannot exceed 3% of the total loan amount. Qualified mortgages that are "higher-priced" (e.g., subprime loans) garner a rebuttable presumption of compliance with the ability-to-repay rules, while qualified mortgages that are not "higher-priced" (e.g., prime loans) are given a safe harbor of compliance. The Company is predominantly an originator of compliant qualified mortgages.

Cybersecurity

In March 2015, federal regulators issued two related statements regarding cybersecurity. One statement indicates that financial institutions should design multiple layers of security controls to establish lines of defense and to ensure that their risk management processes also address the risk posed by compromised customer credentials, including security measures to reliably authenticate customers accessing internet-based services of the financial institution. The other statement indicates that a financial institution's management is expected to maintain sufficient business continuity planning processes to ensure the rapid recovery, resumption, and maintenance of the institution's operations after a cyber-attack involving destructive malware. A financial institution is also expected to develop appropriate processes to enable recovery of data and business operations and address rebuilding network capabilities and restoring data if the institution or its critical service providers fall victim to this type of cyber-attack. If the Company fails to observe the regulatory guidance, it could be subject to various regulatory sanctions, including financial penalties.

In November 2021, Effective April 1, 2022, the federal OCC, Federal Reserve, and FDIC issued a joint rule imposing upon banking agencies approved a final organizations and their service providers notification requirements for significant cybersecurity incidents. Specifically, the rule that, among other things, requires banking organizations to notify their primary federal regulator within as soon as possible and no later than 36 hours of becoming aware after the discovery of a "computer-security incident" that rises to the level of a "notification incident." The rule also requires bank incident as those terms are defined in the rule. Banks' service providers are required under that rule to notify their banking organization customers as any affected bank to or on behalf of which the service provider provides services "as soon as possible possible" after becoming aware determining that it has experienced an incident that materially disrupts or degrades, or is reasonably likely to materially disrupt or degrade, covered services provided to such bank for as much as four hours.

Additionally, effective December 9, 2022, amendments to the GLB Act's Safeguards Rule went into effect. That rule requires financial institutions to: (i) appoint a qualified individual to oversee and implement their information security programs; (ii) implement additional criteria for information security risk assessments; (iii) implement safeguards identified by assessments, including access controls, data inventory, data disposal, change management, and monitoring, among other things; (iv) implement information system monitoring in the form of similar incidents, either "continuous monitoring" or "periodic penetration testing;" (v) implement additional controls including training for security personnel, periodic assessment of service providers, written incident response plans, and periodic reports from the qualified individual to the board of directors. Additionally, multiple states and Congress are considering laws or regulations which could create new individual privacy rights and impose increased obligations on companies handling personal data.

The Company's systems and those of its customers and third-party service providers are under constant threat. Risks and exposures related to cybersecurity attacks are expected to remain high for the foreseeable future due to the rapidly evolving nature and sophistication of these threats, as well as due to the expanding use of internet banking, mobile banking, and other technology-based products and services by the Company and its customers. See Item 1C, Cybersecurity, in this Form 10-K for a disclosure of the Company's cybersecurity risk management practices and governance.

Coronavirus Aid, Relief, and Economic Security Act and Consolidated Appropriations Act, 2021

In response to the COVID-19 pandemic, the CARES Act was signed into law on March 27, 2020 and the Consolidated Appropriations Act, 2021 ("Appropriations Act") was signed into law on December 27, 2020. Among other things, the CARES Act and Appropriations Act include created the following provisions impacting financial institutions.

Temporary Troubled Debt Restructurings ("TDRs") Relief. The CARES Act allowed banks to elect to suspend requirements under U.S. generally accepted accounting principles ("GAAP") for loan modifications related to the COVID-19 pandemic (for loans that were not more than 30 days past due as of December 31, 2019) that would otherwise be categorized as a TDR, including impairment for accounting purposes, until the earlier of 60 days after the termination date of the

national emergency or December 31, 2020. Federal banking agencies are required to defer to the determination of the banks making such suspension. The Appropriations Act extended this temporary relief until January 1, 2022.

Paycheck Protection Program. The CARES Act created the PPP, ("PPP"), administered by the SBA, and it which was extended by the Appropriations Act. Under the PPP, a total of \$953 billion of relief was made available through May 31, 2021, and the money was authorized for small business loans to pay payroll and group health costs, salaries and commissions, mortgage and rent payments, utilities, and interest on other debt. The loans were provided through participating financial institutions, such as the Bank, that process loan applications and service the loans.

12

Future Legislation and Regulation

Congress may enact legislation from time to time that affects the regulation of the financial services industry, and state legislatures may enact legislation from time to time affecting the regulation of financial institutions chartered by or operating in those states. Federal and state regulatory agencies also periodically propose and adopt changes to their regulations or change the manner in which existing regulations are applied. The substance or impact of pending or future legislation or regulation, or the application thereof, cannot be predicted, although enactment of the proposed legislation could impact the regulatory structure under which the Company and the Bank operate and may significantly increase costs, impede the efficiency of internal business processes, require an increase in regulatory capital, require modifications to business strategy,

12

and limit the ability to pursue business opportunities in an efficient manner. A change in statutes, regulations or regulatory policies applicable to the Company or the Bank could have a material adverse effect on the business, financial condition, and results of operations of the Company and the Bank.

13

ITEM 1A: RISK FACTORS

An investment in the Company's common stock involves certain risks, including those described below. In addition to the other information set forth in this report, investors in the Company's securities should carefully consider the factors discussed below. These factors, either alone or taken together, could materially and adversely affect the Company's business, financial condition, liquidity, results of operations, capital position, and prospects. One or more of these could cause the Company's actual results to differ materially from its historical results or the results contemplated by the forward-looking statements contained in this report, in which case the trading price of the Company's securities could decline.

Regulatory and Operational

The Bank's formal written agreement with Consent Order issued by the OCC has required, and in the future will require, requires the Bank to devote significant resources to enhance its fintech policies, procedures, and practices, and places additional restrictions on the Bank's operations, and the failure to comply with any provision of the agreement Consent Order may cause the OCC to take further action against it.

On August 29, 2022 January 24, 2024, the Bank entered into consented to the issuance of the Consent Order by the OCC. The Consent Order replaces the Written Agreement entered into by the Bank with the OCC. OCC on August 29, 2022. The Consent Order generally incorporates the prior provisions of the Written Agreement, as well as adding new provisions. The Consent Order requires the Bank and/or the board of directors of the Bank to, among other things, address and remediate Bank Secrecy Act/Anti-Money Laundering deficiencies, violations and corrective actions, enhance oversight of its third-party fintech partnerships, improve its control framework related submit to anti-money laundering the OCC acceptable strategic and Bank Secrecy Act compliance capital plans, and adopt, implement, and adhere to various revised and expanded risk-based policies, procedures, and processes. While subject to the Written Agreement, Consent Order, the Bank will also be required to obtain an OCC non-objection prior to onboarding or signing a contract with a new third-party fintech partner relationship or offering new products or services or conducting new activities with or through existing third-party fintech partners. relationships.

The Consent Order also requires the Bank to maintain a leverage ratio of 10.00% and a total capital ratio of 13.00%. As a result, the Bank may not be deemed to be "well capitalized" for purposes of the bank regulatory framework for prompt corrective action while subject to the Consent Order. If the Bank fails to achieve and maintain such capital ratios, the OCC may deem the Bank to be "undercapitalized" under such regulatory provisions.

The Company's management and boards board of directors have devoted and expect to continue to devote considerable time, attention, and resources on developing, implementing, and monitoring corrective actions to comply with the terms of the Written Agreement. Consent Order. The Company is also utilizing third-party consultants and other advisors to assist in complying with the Written Agreement Consent Order and noninterest expense has increased, and may continue to increase, as a result. The In addition, the Company's noninterest income and deposits may decrease to the extent that the Company changes or terminates certain fintech relationships or products or is unable to successfully create new fintech relationships or products. products while subject to the Consent Order.

There is no guarantee that the Company will ultimately address the OCC's concerns and comply with all of the terms of the Written Agreement. Consent Order. Issuance of the Consent Order does not preclude further government action with respect to the Bank's BSA/AML compliance, including the assessment of civil money penalties or other enforcement actions, if the OCC determines that the Bank has continued, or has failed to correct, the practices and/or violations described in the Consent Order or that the Bank otherwise is violating or has violated the Consent Order.

The Company's fintech operations could further subject it to increased operational, compliance, and other risks that could adversely affect the Company's business, financial condition, and results of operations.

The Company's business strategy over the past several years had included growing partnerships with fintech companies, which serve as a source of loan and deposit growth, interest and noninterest income, and technology-related solutions for the Company. The fintech BaaS partnerships have resulted, among other things, in rapid growth in the Company's deposit base. As of December 31, 2023 and 2022, fintech-related deposits accounted for \$465.9 million and \$690.2 million, respectively, of the Company's deposits. Of this, BaaS deposits of \$371.0 million and \$462.9 million were related to approximately 240,000 and 185,000 accounts of active end users as of December 31, 2023 and 2022, respectively. This rapid increase in deposit accounts necessitates enhanced operational and control systems and additional qualified personnel to oversee and manage the increased operational and compliance burdens from these accounts, including those resulting from increased account opening, suspicious activity monitoring, network security controls related to ACH and payment systems, protection of customer records and data confidentiality, and consumer compliance matters, among others. In consideration of the risk profile of fintech operations and the Consent Order, the Company plans to substantially exit its fintech BaaS relationships. If the Company does is not comply with able to timely wind down the Written Agreement, it Company's BaaS fintech activities, effectively monitor indirect lending

activities, or implement and maintain improved systems to monitor and control these additional burdens, the Company could be subject to additional supervisory actions, operational and compliance risks, and reputational harm, and could experience material adverse consequences on its business, financial condition, and results of operations.

In addition, the Consent Order places restrictions on the Bank's ability to offer new products or services or conduct new activities with or through existing third-party fintech relationships and onboard or sign contracts with new third-party fintech relationships. Termination of any of these relationships, whether by the Bank or the fintech partner, could cause the Company's interest and noninterest income and deposits to decrease, which could have an adverse effect on the Company's liquidity, earnings, and capital. See "The Company's liquidity needs could adversely affect results of operations and financial condition."

The Company also has made and, through noncancellable commitments, may be required to continue to make investments in funds that may invest in fintech or other start-up companies, which may be unseasoned, unprofitable, or have limited established operating histories or earnings and may be more

restrictive enforcement actions, vulnerable to financial failure. The failure of these companies to perform could subject the Company to a loss of its investment or other adverse effects on the Company's financial condition and results of operations.

The Company operates in a highly-regulated industry and the laws and regulations that govern the Company's operations, corporate governance, executive compensation, and financial accounting or reporting, including changes in them or the Company's failure to comply with them, and regulatory actions implementing such law and regulations, may adversely affect the Company.

The Company is subject to extensive regulation and supervision that govern almost all aspects of its operations. These laws and regulations, and regulatory actions implementing such law and regulations, including the Consent Order, among other matters, prescribe minimum capital requirements, impose limitations on the Company's business activities, limit the dividends or distributions that it can pay, restrict the ability of institutions to guarantee its debt, and impose certain specific accounting requirements that may be more restrictive and may result in greater or earlier charges to earnings or reductions in its capital than GAAP. Compliance with laws and regulations, and regulatory actions implementing such law and regulations, can be difficult and costly, and changes to laws and regulations often impose additional compliance costs.

The Company faces increasing regulation and supervision of its industry. The Dodd-Frank Act instituted major changes to the banking and financial institutions regulatory regimes. Other changes to statutes, regulations, or regulatory policies, or supervisory guidance, including changes in interpretation or implementation of statutes, regulations, policies or supervisory guidance, could affect the Company in substantial and unpredictable ways. Such additional regulation and supervision has increased, and may continue to increase, the Company's costs and limit its ability to pursue business opportunities. Further, the Company's failure to comply with these laws and regulations, even if has in the failure was inadvertent or reflects a difference in interpretation, past and could subject it to restrictions on its business activities, fines, and other penalties, any of which could adversely affect the Company's results of operations, capital base, and the price of its securities. Further, any new laws, rules and regulations, and regulatory actions implementing such laws and regulations, could make compliance more difficult or expensive or otherwise adversely affect the Company's business and financial condition.

Regulations issued by the CFPB could adversely impact earnings due to, among other things, increased compliance costs or costs due to noncompliance.

The CFPB has broad rulemaking authority to administer and carry out the provisions of the Dodd-Frank Act with respect to financial institutions that offer covered financial products and services to consumers. The CFPB has also been directed to write rules identifying practices or acts that are unfair, deceptive, or abusive in connection with any transaction with a

14

consumer for a consumer financial product or service, or the offering of a consumer financial product or service. For example, the CFPB has issued recently pursued a final rule, requiring mortgage lenders to make a reasonable and good faith determination based on verified and documented information that a consumer applying for a mortgage loan has a reasonable ability to repay the loan according to its terms, or to originate "qualified mortgages" that meet specific requirements more aggressive enforcement policy with respect to terms, pricing a range of regulatory compliance matters, specifically including fair lending, loan servicing, financial institution sales and fees, marketing practices, and financial institution consumer fee and account management practices. For example, in 2023, the CFPB brought enforcement actions against a number of financial institutions for overdraft practices that the CFPB alleged to be unlawful and ordered each of these institutions to pay a substantial civil money penalty in addition to customer restitution. Despite our ongoing compliance efforts, we may become subject to regulatory enforcement actions with respect to our programs and practices. The rule also contains costs and limitations related to this additional disclosure requirements at mortgage loan origination regulatory scrutiny with respect to consumer product offerings and in monthly statements. The requirements under the CFPB's regulations and policies could limit the Company's ability to make certain types of loans or loans to certain borrowers or could make it more expensive and/or time consuming to make these loans, which could services may adversely impact affect the Company's profitability.

15

The Company is subject to laws regarding the privacy, information security, and protection of personal information and any violation of these laws or another incident involving personal, confidential, or proprietary information of individuals could damage the Company's reputation and otherwise adversely affect its business.

The Company's business requires the collection and retention of large volumes of customer data, including personally identifiable information ("PII"), in various information systems that the Company maintains and in those maintained by third-party service providers. The Company also maintains important internal company data such as PII about its employees and information relating to its operations. The Company is subject to complex and evolving laws and regulations governing the privacy and protection of PII of individuals (including customers, employees and other third parties). For example, the Company's business is subject to the GLB Act, which, among other things: (i) imposes certain limitations on the Company's ability to share nonpublic PII about its customers with nonaffiliated third parties; (ii) requires that the Company provide certain disclosures to customers about its information collection, sharing, and security practices and afford customers the right to "opt out" of any information sharing by it with nonaffiliated third parties (with certain exceptions); and (iii) requires that the Company develop, implement, and maintain a written comprehensive information security program containing appropriate safeguards based on the Company's size and complexity, the nature and scope of its activities, and the sensitivity of customer information it processes, as well as plans for responding to data security breaches. Various federal and state banking regulators and states have also enacted data breach notification requirements with varying levels of individual, consumer, regulatory, or law enforcement notification in the event of a security breach. Ensuring that the Company's collection, use, transfer, and storage of PII complies with all applicable laws and regulations can increase the Company's costs. Furthermore, the Company may not be able to ensure that customers and other third parties have appropriate controls in place to protect the confidentiality of the information that they exchange with us, particularly where such information is transmitted by electronic means. If personal, confidential, or proprietary information of customers or others were to be mishandled or misused, the Company could be exposed to litigation or regulatory sanctions under privacy and data protection laws and regulations. Concerns regarding the effectiveness of the Company's measures to safeguard PII, or even the perception that such measures are inadequate, could cause the Company to lose customers or potential customers and thereby reduce its revenues. Accordingly, any failure, or perceived failure, to comply with applicable privacy or data protection laws and regulations may subject the Company to inquiries, examinations, and investigations that could result in requirements to modify or cease certain operations or practices or in significant liabilities, fines or penalties, and could damage the Company's reputation and otherwise adversely affect its operations, financial condition, and results of operations.

The Company reached a determination to restate certain of its previously issued consolidated financial statements, which resulted in unanticipated costs and may affect investor confidence and the Company's reputation.

As described in the Explanatory Note and Note 23 to the Consolidated Financial Statements included in the Company's Annual Report on Form 10-K/A for the year ended December 31, 2022, the Company reached a determination to restate its consolidated financial statements and related disclosures as of and for the year ended December 31, 2022 in such Annual Report on Form 10-K and the Company's Quarterly Reports on Form 10-Q for the periods ended March 31, 2023 and June 30, 2023. The restatements were attributable to the timing of the risk rating and reporting of specialty finance loans and the determination of the adequacy of the ACL.

As a result, the Company incurred unanticipated costs for accounting and legal fees in connection with the restatement and has become subject to a number of additional risks and uncertainties. In addition, in the fourth quarter of 2023, the Company and certain of its current and former officers were named defendants in a class action complaint for violations of federal securities laws, and several other law firms have announced similar investigations with respect to alleged wrongdoings by the Company. The restatement and related actions could cause the Company's costs to increase, affect investor confidence in the accuracy of the Company's financial disclosures, and may raise reputational issues impacting the Company's business.

Changes in accounting standards could impact reported earnings.

The authorities that promulgate accounting standards, including the Financial Accounting Standards Board, ("FASB"), the SEC, and other regulatory authorities, periodically change the financial accounting and reporting standards that govern the preparation of the Company's consolidated financial statements. These changes are difficult to predict and can materially impact how the Company records and reports its financial condition and results of operations. In some cases, the Company could be required to apply a new or revised standard retroactively, resulting in the restatement of financial statements for prior periods. Such changes could also require the Company to incur additional personnel or technology costs. For example, effective January 1, 2023, the Company will adopt adopted Accounting Standards Codification ("ASC") 326, Financial Instruments - Credit Losses (referred herein as "current" "current" expected credit losses" losses" or "CECL" "CECL"). CECL is generally viewed throughout the industry as the most significant change in accounting standards to affect financial institutions in decades as it fundamentally changes the

accounting for and estimation of the allowance for loan losses, credit losses ("ACL"). The current prior incurred loss approach will be replaced by a methodology that reflects expected credit losses and requires consideration of a broader range of reasonable and supportable information to inform credit loss estimates. As a result, the Company has incurred additional expenses to support both the adoption and the subsequent accounting and financial reporting requirements of CECL. For more information regarding recent accounting pronouncements and their effects on the Company, including CECL, see "Recent Accounting Pronouncements" in Note 2 of the Company's audited financial statements as of and for the year ended December 31, 2022 December 31, 2023.

Failure to maintain effective systems of internal and disclosure controls could have a material adverse effect on the Company's results of operation and financial condition.

Effective internal and disclosure controls are necessary for the Company to provide reliable financial reports and effectively prevent fraud and to operate successfully as a public company. Effective internal controls also are a deterrent to fraud. Pursuant to Section 404 of the Sarbanes-Oxley Act of 2002 ("Section 404"), the Company is required to include in its Annual Reports on Form 10-K management's assessment of the effectiveness of internal controls over financial reporting. If the Company cannot provide reliable financial reports or prevent fraud, its reputation and operating results would be harmed. As part of the Company's ongoing monitoring of internal controls, the Company may discover material weaknesses or significant deficiencies in its internal controls that require remediation. A "material weakness" is a deficiency, or a combination of deficiencies, in internal controls over financial reporting, such that there is a reasonable possibility that a material misstatement of a company's annual or interim financial statements will not be prevented or detected on a timely basis.

As part of the filing of the 2022 Form 10-K/A, the Company evaluated the effect of the facts leading to the restatement of the financial statements for the year ended December 31, 2022, on its conclusion of the adequacy of internal controls over financial reporting and disclosure controls and procedures. The Company concluded that a material weakness existed in the timely risk grading and placing of loans on nonaccrual status, and, thus, in the determination of the adequacy of the ACL for the specialty finance portfolio of loans, and that such material weakness did not exist in the remainder of its loan portfolio (the "2022 Material Weakness"). Although the 2022 Material Weakness was remediated in 2023 (see Item 9A, Controls and Procedures, in this Form 10-K), there can be no absolute assurances that future material weaknesses will not arise.

Compliance with the requirements of Section 404, including the costs of remediation efforts relating to weaknesses, is expensive and time-consuming. The Company's inability to maintain the operating effectiveness of the internal controls described above over financial reporting could result in a material misstatement to the Company's financial statements or other disclosures, which could have an adverse effect on its business, financial condition, or results of operations. In addition, any failure to remediate and maintain effective controls in accordance with Section 404 of the Sarbanes-Oxley Act and FDIC regulations or to timely effect any necessary improvement of the Company's internal and disclosure controls could, among other things, result in losses from fraud or error, harm reputational damage, subject the Company's reputation, Company to regulatory scrutiny, or cause investors to lose confidence in its reported financial information, all of which could have a material adverse effect on its the Company's financial condition and results of operations and financial condition. operations.

The Company's success depends on its management team, and the unexpected loss of any of these personnel could adversely affect operations.

The Company's success is, and is expected to remain, highly dependent on its management team. The Company's growth operations will continue to place significant demands on management, and the loss of any such person's services may have an adverse effect upon growth the Company's operations and profitability. If the Company fails to retain or continue to recruit qualified employees, growth its operations and profitability could be adversely affected.

The success of the Company's strategy depends on its ability to identify and retain individuals with experience and relationships in its markets.

In order to be successful, the Company must identify and retain experienced key management members and sales staff with local expertise and relationships. Competition for qualified personnel is intense and there is a limited number of qualified persons with knowledge of and experience in banking and in the Company's chosen geographic markets. Even if the Company identifies individuals that it believes could assist it in building its franchise, it may be unable to recruit these individuals away from their current employers. In addition, the process of identifying and recruiting individuals with the combination of skills and

attributes required to carry out the Company's strategy is often lengthy. The Company's inability to identify, recruit, and retain talented personnel could limit its growth ability to pursue its strategic goals and could materially adversely affect its business, financial condition, and results of operations.

17

The Company relies on other companies to provide key components of its business infrastructure.

Third parties party vendors provide key components of the Company's business operations such as data processing, recording, and monitoring transactions, online banking interfaces and services, internet connections, and network access. While the Company has selected these third-party vendors carefully, it does not control their actions. Any problem caused by these third parties, including poor performance of services, failure to provide services, disruptions in communication services provided by a vendor and failure to handle current or higher volumes, could adversely affect the Company's ability to deliver products and services to its customers and otherwise conduct its business, and may harm its reputation. Financial or operational difficulties of a third-party vendor could also hurt the Company's operations if those difficulties interface with the vendor's ability to serve the Company. Replacing these third-party vendors could also create significant delay and expense. Accordingly, use of such third parties creates an unavoidable inherent risk to the Company's business operations.

The soundness of other financial institutions could adversely affect the Company.

The Company's ability to engage in routine funding transactions could be adversely affected by the actions and commercial soundness of other financial institutions. Financial services institutions are interrelated as a result of trading, clearing, counterparty, or other relationships. The Company has exposure to many different industries and counterparties, and routinely executes transactions with counterparties in the financial industry. As a result, defaults by, or even rumors or questions about, one or more financial services institutions, or the financial services industry generally, have led to market-wide liquidity problems and could lead to losses or defaults by the Company or by other institutions. Many of these

16

transactions expose the Company to credit risk in the event of default of its counterparty or client. In addition, credit risk may be exacerbated when the collateral held cannot be realized upon or is liquidated at prices insufficient to recover the full amount of the financial instrument exposure due. There is no assurance that any such losses would not materially and adversely affect results of operations.

In addition, financial challenges at other banking institutions could lead to depositor concerns that spread within the banking industry. In March 2023, Silicon Valley Bank and Signature Bank experienced large deposit outflows coupled with insufficient liquidity to meet withdrawal demands, resulting in the institutions being placed into FDIC receiverships. In the aftermath, there was substantial market disruption and concern that diminished depositor confidence could spread across the banking industry, leading to deposit outflows that could destabilize other institutions. While public confidence in the banking system has stabilized, deposit outflows caused by reputational concerns or events affecting the banking industry generally could adversely affect the Company's liquidity, financial condition, and results of operations.

The Company is subject to a variety of operational risks, including reputational risk, legal and compliance risk, and the risk of fraud or theft by employees, directors, or outsiders.

The Company is exposed to many types of operational risks, including reputational risk, legal and compliance risk, the risk of fraud or theft by employees, directors or outsiders, unauthorized transactions by employees, operational errors, clerical or record-keeping errors, and errors resulting from faulty or disabled computer or communications systems.

Reputational risk, or the risk to the Company's earnings and capital from negative public opinion, could result from the Company's actual or alleged conduct in any number of activities, including lending practices, corporate governance, and from actions taken by government regulators and community organizations in response to those activities. Negative public opinion can adversely affect the Company's ability to attract and keep customers and employees and can expose it to litigation and further regulatory action.

Further, if any of the Company's financial, accounting, or other data processing systems fail or have other significant issues, the Company could be adversely affected. The Company depends on internal systems and outsourced technology to support these data storage and processing operations. The Company's inability to use or access these information systems at critical points in time could unfavorably impact the timeliness and efficiency of the Company's business operations. It could be adversely affected if one of its employees causes a significant operational break-down or failure, either as a result of human error or where an individual purposefully sabotages or fraudulently manipulates its operations or systems. The Company is also at risk of the impact of natural disasters, terrorism, and international hostilities on its systems and from the effects of outages or other failures involving power or communications systems operated by others. The Company may also be subject to disruptions of its operating systems arising from events that are wholly or partially beyond its control (for example, computer viruses, or electrical or communications outages), which may give rise to disruption of service to customers and to financial loss or liability. In addition, there have been instances where financial institutions have been victims of fraudulent activity in which criminals pose as customers to initiate wire and automated clearinghouse transactions out of customer accounts. Although the Company has policies and procedures in place to verify the authenticity of its

18

customers, it cannot guarantee that such policies and procedures will prevent all fraudulent transfers. Such activity can result in financial liability and harm to the Company's reputation. If any of the foregoing risks materialize, it could have a material adverse effect on the Company's business, financial condition, and results of operations.

Increasing scrutiny and evolving expectations from customers, regulators, investors, and other stakeholders with respect to ESG practices may impose additional costs on the Company or expose it to new or additional risks.

Companies are facing increasing scrutiny from customers, regulators, investors, and other stakeholders related to ESG practices and disclosure. Investor advocacy groups, investment funds, and influential investors are also increasingly focused on these practices, especially as they relate to climate risk, hiring practices, the diversity of the work force, and racial and social justice issues. Increased ESG related compliance costs could result in increases to the Company's overall operational costs. Failure to adapt to or comply with regulatory requirements or investor or stakeholder expectations and standards could negatively impact the Company's reputation, ability to do business with certain partners, and the Company's stock price. New government regulations could also result in new or more stringent forms of ESG oversight and expanding mandatory and voluntary reporting, diligence, and disclosure.

Pending litigation could result in a judgment against the Company resulting in the payment of damages.

On August 12, 2019, a former employee of VCB and participant in its Employee Stock Ownership Plan (the "VCB ESOP") filed a class action complaint against VCB, Virginia Community Bank, and certain individuals associated with the VCB ESOP in the U.S. District Court for the Western District of Virginia, Charlottesville Division (Case No. 3:19-cv-00045-GEC). The complaint alleges, among other things, that the defendants breached their fiduciary duties to ESOP participants in violation of the Employee Retirement Income Security Act of 1974, as amended. The complaint alleges that the ESOP incurred damages "that approach or exceed \$12 million." The Company automatically assumed any liability of VCB in connection with this litigation as a result of the Company's acquisition of VCB. The Company believes the claims are without merit. The outcome of this litigation is uncertain, and the plaintiff and other individuals may file additional lawsuits related to the VCB ESOP. The defense, settlement, or adverse outcome of any such lawsuit or claim could have a material adverse impact on the Company.

17

The Company may be adversely impacted by the transition from the use of the LIBOR index as a reference rate.

In 2017, the United Kingdom's Financial Conduct Authority announced that after 2021 it would no longer compel banks to submit the rates required to calculate LIBOR. In November 2020, the administrator of LIBOR announced it will consult on its intention to extend the retirement date of certain offered rates whereby the publication of the one-week and two-month LIBOR offered rates will cease after December 31, 2022, but the publication of the remaining LIBOR offered rates will continue until June 30, 2023. Given consumer protection, litigation, and reputation risks, federal bank regulators have indicated that entering into new contracts that use LIBOR as a reference rate after December 31, 2022 would create safety and soundness risks and that they will examine bank practices accordingly. Therefore, the agencies encouraged banks to cease entering into new contracts that use LIBOR as a reference rate as soon as practicable and in any event by December 31, 2022. As of December 31, 2022, the Company had approximately \$129.6 million of existing loan agreements indexed to LIBOR.

Regulators, industry groups, and certain committees (e.g., the Alternative Reference Rates Committee) have, among other things, published recommended fallback language for LIBOR-linked financial instruments, identified recommended alternatives for certain LIBOR rates (e.g., SOFR, as the recommended alternative to U.S. Dollar LIBOR), and proposed implementations of the recommended alternatives in floating rate instruments. The Adjustable Interest Rate (LIBOR) Act (the "LIBOR Act"), enacted in March 2022, provides a statutory framework to replace LIBOR with a benchmark rate based on SOFR for contracts governed by U.S. law that have no or ineffective fallbacks. Although governmental authorities have endeavored to facilitate an orderly discontinuation of LIBOR, no assurance can be provided that this aim will be achieved or that the use, level, and volatility of LIBOR or other interest rates or the value of LIBOR-based securities will not be adversely affected. For example, SOFR is a relatively new reference rate, has a very limited history, and differs fundamentally from U.S. Dollar LIBOR. SOFR is a broad U.S. Treasury repo financing rate that represents overnight secured funding transactions, whereas U.S. Dollar LIBOR is an unsecured rate that represents interbank funding over different maturities. As a result, there can be no assurance that SOFR will perform in the same way as U.S. Dollar LIBOR would have done at any time, and there is no guarantee that it is a comparable substitute for U.S. Dollar LIBOR. The implementation of a substitute index or indices for the calculation of interest rates under the Company's loan agreements with borrowers, subordinated notes that it has issued, or other financial arrangements may cause the Company to incur expenses in effecting the transition, may result in reduced loan balances if borrowers do not accept the substitute index or indices, and may result in disputes or litigation with customers or other counter-parties over the appropriateness or comparability to LIBOR of the substitute index or indices, any of which could have a material adverse effect on the Company's results of operations.

The Company's operations may be adversely affected by cybersecurity risks.

In the ordinary course of business, the Company collects and stores sensitive data, including proprietary business information and personally identifiable information of its customers and employees in systems and on networks. The secure processing, maintenance, and use of this information is critical to operations and the Company's business strategy. The Company has invested in accepted technologies and continually reviews processes and practices that are designed to protect its networks, computers, and data from damage or unauthorized access. Despite these security measures, the Company's computer systems and infrastructure may be vulnerable to attacks by hackers or breached due to employee error, malfeasance, or other disruptions. A breach of any kind could compromise systems and the information stored there could be accessed, damaged, or disclosed. A breach in security could result in legal claims, regulatory penalties, disruption in operations, and damage to the Company's reputation, which could adversely affect its business and financial condition. Furthermore, as cyber threats continue to evolve and increase, the Company may be required to expend significant additional financial and operational resources to modify or enhance its protective measures, or to investigate and remediate any identified information security vulnerabilities.

In addition, multiple major U.S. companies have experienced data systems incursions reportedly resulting in the thefts of credit and debit card information, online account information, and other financial or privileged data. These incursions affect cards issued and deposit accounts maintained by many banks, including the Bank. Although the Company's systems are not breached in these incursions, these Company. These events can cause it the Company to reissue a significant number of cards and take other costly steps to avoid significant theft loss to the Company and its customers. In some cases, the Company may be required to reimburse customers for the losses they incur. Other possible points of intrusion or disruption not within the Company's control include internet service providers, electronic mail portal providers, social media portals, distant-server (cloud) service providers, electronic data security providers, telecommunications companies, and smart phone manufacturers.

The Company's ability to operate profitably may be dependent on its ability to integrate or introduce various technologies into its operations.

The market for financial services, including banking and consumer finance services, is increasingly affected by advances in technology, including developments in telecommunications, data processing, computers, automation, online banking, and tele-banking. The Company's ability to compete successfully in its market may depend on the extent to which it is able to implement or exploit such technological changes. If the Company is not able to afford such technologies, properly or timely anticipate or implement such technologies, or effectively train its staff to use such technologies, its business, financial condition, or operating results could be adversely affected.

Severe weather, natural disasters, acts of war or terrorism, geopolitical instability, public health issues, and other external events could significantly impact the Company's business.

Severe weather, natural disasters, acts of war or terrorism, geopolitical instability, public health issues, and other adverse external events could have a significant impact on the Company's ability to conduct business. In addition, such events could affect the stability of the Company's deposit base, impair the ability

of borrowers to repay outstanding loans, impair the value of collateral securing loans, cause significant property damage, result in loss of revenue, and/or cause the Company to incur additional expenses. The occurrence of any such events in the future and the economic impact from such events could have a

material adverse effect on the Company's business, which, in turn, could have a material adverse effect on its financial condition and results of operations.

Climate change and related legislative and regulatory initiatives may result in operational changes and expenditures that could significantly impact the Company's business.

The current and anticipated effects of climate change are creating an increasing level of concern for the state of the global environment. As a result, political and social attention to the issue of climate change has increased. Federal and state legislatures and regulatory agencies have continued to propose and advance numerous legislative and regulatory initiatives seeking to mitigate the effects of climate change. The federal banking agencies, including the OCC, have emphasized that climate-related risks are faced by banking organizations of all types and sizes and are in the process of enhancing supervisory expectations regarding banks' risk management practices. In December 2021, the OCC published proposed principles for climate risk management by banking organizations with more than \$100 billion in assets. The OCC also has appointed its first ever Climate Change Risk Officer and established an internal climate risk implementation committee in order to assist with these initiatives and to support the agency's efforts to enhance its supervision of climate change risk management. Similar and even more expansive initiatives are expected, including potentially increasing supervisory expectations with respect to banks' risk management practices, accounting for the effects of climate change in stress testing scenarios and systemic risk assessments, revising expectations for credit portfolio concentrations based on climate-related factors and encouraging investment by banks in climate-related initiatives and lending to communities disproportionately impacted by the effects of climate change. To the extent that these initiatives lead to the promulgation of new regulations or supervisory guidance applicable to the Company, the Company would likely experience increased compliance costs and other compliance-related risks.

The lack of empirical data surrounding the credit and other financial risks posed by climate change render it impossible to predict how specifically climate change may impact the Company's financial condition and results of operations; however, the physical effects of climate change may also directly impact the Company. Specifically, unpredictable and more frequent weather disasters may adversely impact the value of real property securing the loans in the Bank's Company's loan portfolio. Additionally, if insurance obtained by borrowers is insufficient to cover any losses sustained to the collateral, or if insurance coverage is otherwise unavailable to borrowers, the collateral securing loans may be negatively impacted by climate change, which could impact the Company's financial condition and results of operations. Further, the effects of climate change may negatively impact regional and local economic activity, which could lead to an adverse effect on customers and impact the communities in which the Company operates. Overall, climate change, its effects and the resulting unknown impact, could have a material adverse effect on the Company's financial condition and results of operations.

Interest Rate Risk

The Company's business is subject to interest rate risk, and variations in interest rates and inadequate management of interest rate risk may negatively affect financial performance.

Changes in the interest rate environment may reduce the Company's profits. It is expected that the Company will continue to realize income from the differential or "spread" between the interest earned on loans, securities, and other interest

earning interest-earning assets, and interest paid on deposits, borrowings and other interest-bearing liabilities. Net interest spreads are affected by the difference between the maturities and repricing characteristics of interest-earning assets and interest-bearing liabilities. In addition, loan volume and yields are affected by market interest rates on loans, and the current interest rate environment encourages extreme there is substantial competition for new loan originations from qualified borrowers. The Company's management cannot ensure that it can minimize interest rate risk. If the interest rates paid on deposits and other borrowings increase at a faster rate than the interest rates received on loans and other investments, the Company's net interest income, and therefore earnings, could be adversely affected. Earnings could also be adversely affected if the interest rates received on loans and other investments fall more quickly than the interest rates

paid on deposits and other borrowings. Accordingly, changes in levels of market interest rates could materially and adversely affect the net interest spread, asset quality, loan origination volume, and the Company's overall profitability. In 2022, the Federal Reserve increased the target federal funds rate by 425 basis points during 2022 to a range of 425 to 450 basis points as of December 31, 2022 and by another 100 basis points during 2023 to a range of 525 to 550 basis points at December 31, 2023.

Market Conditions

The economic impact of the COVID-19 pandemic and measures intended to prevent its spread could adversely affect the Company's business, financial condition, and operations.

Global health and economic concerns relating to the COVID-19 pandemic and government actions taken to reduce the spread of the virus have significantly disrupted the macroeconomic environment in the United States. Although the domestic and global economies have begun to recover from the COVID-19 pandemic as many health and safety restrictions have been lifted and vaccine distribution has increased, certain adverse consequences of the pandemic continue to impact the macroeconomic environment and may persist for some time, including labor shortages and disruptions of global supply chains. The growth in economic activity and in the demand for goods and services, coupled with labor shortages and supply chain disruptions, has also contributed to rising inflationary pressures and the risk of recession. Further, the COVID-19 pandemic could have long-lasting impacts on consumer behavior and business practices, including on remote work and business travel. The COVID-19 pandemic and related adverse economic consequences could cause adverse effects on the Company due to a number of operational factors impacting it or its customers or business partners, including but not limited to:

- loan losses resulting from financial stress experienced by the Company's customers;
- collateral for loans, especially real estate, may decline in value, which could cause loan losses to increase;
- operational failures, disruptions, or inefficiencies due to changes in the Company's normal business practices;
- business disruptions experienced by the Company's vendors and business partners in carrying out critical services that support the Company's operations;
- decreased demand for the Company's products and services;
- potential financial liability, loan losses, litigation costs, or reputational damage resulting from the Company's origination of loans as a participating lender in the PPP administered by the SBA; and
- heightened levels of cybersecurity risks and payment fraud due to disruption brought about by the pandemic, remote work and increased online activity.

The extent to which the COVID-19 pandemic and related economic consequences impact the Company's business, liquidity, financial condition, and operations will depend on future developments, which are highly uncertain and are difficult to predict, including, but not limited to, if and when the virus can be fully controlled and abated and the extent of its lasting impacts on economic and operating conditions. The impact of the removal of most pandemic related economic stimulus programs is also unknown. To the extent any of the foregoing risks or other factors that develop as a result of COVID-19 and related economic consequences materialize, it could exacerbate the other risk factors discussed in this section, or otherwise materially and adversely affect the Company's business, liquidity, financial condition, and results of operations.

Changes in economic conditions, especially in the areas in which the Company conducts operations, could materially and negatively affect its business.

The Company's business is directly impacted by economic conditions, legislative and regulatory changes, changes in government monetary and fiscal policies, and inflation, all of which are beyond its control. Although the domestic and global economies have largely recovered from the COVID-19 pandemic, certain consequences of the pandemic continue to impact the macroeconomic environment and may persist for some time. For example, the COVID-19 pandemic could have long-lasting impacts on certain industries due to changes in consumer behavior and business practices, including remote work and business travel. Further, the growth in economic activity and in the demand for goods and services, coupled with labor shortages, supply chain disruptions and other factors, has contributed to rising inflationary pressures, the Federal Reserve's responsive interest rate hikes, and the risk of recession. A deterioration in economic conditions, whether caused by global, national, or local concerns, (including the continued effects of the COVID-19 pandemic, inflation concerns, rising

wages in a tight labor market, geopolitical uncertainty, and supply chain complications), especially within the Company's market area, could result in, the following potentially material consequences: among other consequences, an increase in loan

20

delinquencies, increasing; problem assets and foreclosures, increasing; a decline in demand for the Company's products and services, decreasing; a decrease in low cost or non-interest bearing deposits, decreasing; and/or a deterioration in the value of collateral for loans, especially real estate declining in value, in turn reducing customers' borrowing power, and reducing the value loans, any of assets and collateral associated with existing loans. A continued economic downturn which could result in losses that materially and adversely affect the Company's business.

The Company may be adversely impacted by changes in market conditions.

The Company is directly and indirectly affected by changes in market conditions. Market risk generally represents the risk that values of assets and liabilities or revenues will be adversely affected by changes in market conditions. As a financial institution, market risk is inherent in the financial instruments associated with the Company's operations and activities, including loans, deposits, securities, short-term borrowings, long-term debt, and trading account assets and liabilities. A few of the market conditions that may shift from time to time, thereby exposing the Company to market risk, include fluctuations in interest rates, equity and futures prices, and price deterioration or changes in value due to changes in market perception or actual credit quality of issuers. Any changes in these market conditions, in current accounting principles or interpretations of these principles could impact the Company's assessment of fair value and thus the determination of credit losses associated with the securities in the investment securities portfolio, which could adversely affect the Company's financial condition, capital ratios, and results of operations.

The Company's investment securities portfolio, in particular, may be impacted by market conditions beyond its control, including rating agency downgrades of the securities, defaults of the issuers of the securities, lack of market pricing of the securities, inactivity or instability in the credit markets, and changes in market interest rates. For example, the Company carries its available for sale securities portfolio at estimated fair market value. The after-tax As a result of rising interest rates during 2022 and 2023, the unrealized loss of this losses in the Company's investment securities portfolio a component of increased dramatically and thereby negatively impacted the Company's accumulated other comprehensive income. These unrealized losses (net of income on the consolidated balance sheets, was taxes) were approximately \$45.1 million at both December 31, 2023 and December 31, 2022 compared to \$3.6 million as of December 31, 2022 and 2021, respectively. The increase in December 31, 2021. Such losses could be realized into earnings should liquidity needs and/or business strategy necessitate the after-tax unrealized loss in 2022 was primarily attributable to increases in market interest rates from the time such investments were purchased. Any changes in these market conditions, in current accounting principles or interpretations sales of these principles could impact the Company's assessment of fair value and thus the determination of other-than-temporary impairment of the securities in the investment securities portfolio, a loss position, which could adversely affect the Company's financial condition, capital ratios, and results of operations.

The Company's mortgage banking revenue is cyclical and is sensitive to the level of interest rates, changes in economic conditions, decreased economic activity, and slowdowns in the housing market, any of which could adversely impact the Company's profits.

Residential mortgage banking income, net, including mortgage service rights, represented approximately 26.2% 35.0% of total noninterest income for the year ended December 31, 2022 December 31, 2023. The success of the Company's mortgage division is dependent upon its ability to originate loans and sell them to investors at or near current volumes, investors. Mortgage loan production levels are highly sensitive to changes in the level of interest rates and changes in economic conditions. Revenues from mortgage banking generally are favorably impacted by decreasing interest rates and a low interest rate environment that creates the potential for mortgage loan refinancing activity. Conversely, revenues are adversely affected by rising interest rates, home affordability and inventory, increases in competitive pressures, and changing incentives for homeownership. During 2022 and 2023, revenues from mortgage banking have decreased significantly, primarily due to lower mortgage volumes as demand declined as market interest rates increased significantly during 2022, that time. Loan production levels may continue to suffer if there is a sustained slowdown in the housing markets in which the Company conducts business or tightening credit conditions. Any sustained period of decreased activity caused by an economic downturn, fewer refinancing transactions, higher interest rates, housing price pressure, or loan underwriting restrictions would adversely affect the Company's mortgage originations and,

21

consequently, could significantly reduce its income from mortgage banking activities. As a result, these conditions would also adversely affect the Company's results of operations.

The Company's business and earnings are impacted by governmental, fiscal, and monetary policy over which it has no control.

The Company is affected by domestic monetary policy. The Federal Reserve regulates the supply of money and credit in the United States, and its policies determine in large part the Company's cost of funds for lending, investing, and capital raising activities and the return it earns on those loans and investments, both of which affect the Company's net interest margin. The actions of the Federal Reserve also can materially affect the value of financial instruments that the Company holds, such as loans and debt securities, and also can affect the Company's borrowers, potentially increasing the risk that they may fail to repay their loans. The Federal Reserve increased the target federal funds rate by 425 basis points during 2022 to a range of 425 to 450 basis points as of December 31, 2022 and by another 100 basis points during 2023 to a range of 525 to 550 basis points at December 31, 2023. The Company's business and earnings also are affected by the fiscal or other policies that are adopted by various regulatory authorities of the United States. Changes in fiscal or monetary policy are beyond the Company's control and hard to predict. In 2022, the Federal Reserve increased the target federal funds rate by 425 basis points to a range of 425 to 450 basis points as of December 31, 2022.

The Company faces strong and growing competition from financial services companies and other companies that offer banking and other financial services, which could negatively affect the Company's business.

The Company encounters substantial competition from other financial institutions in its market area and competition is increasing. Ultimately, the Company may not be able to compete successfully against current and future competitors. Many competitors offer the same banking services that the Company offers in its service area. These competitors include national, regional, and community banks. The Company also faces competition from many other types of financial institutions, including finance companies, mutual and money market fund providers, brokerage firms, insurance companies, credit unions, financial subsidiaries of certain industrial corporations, financial technology companies, and mortgage companies. Increased competition may result in reduced business for the Company.

Additionally, banks and other financial institutions with larger capitalization and financial intermediaries not subject to bank regulatory restrictions have larger lending limits and are thereby able to serve the credit needs of larger customers. Areas of competition include interest rates for loans and deposits, efforts to obtain loans and deposits, and range and quality of products and services provided, including new technology-driven products and services. If the Company is unable to attract and retain banking customers, it may be unable to continue to grow loan and deposit portfolios and its results of operations and financial condition may otherwise be adversely affected.

Consumers may increasingly decide not to use banks to complete their financial transactions, which would have a material adverse impact on the Company's financial condition and operations.

Technology and other changes are allowing parties to complete financial transactions through alternative methods that historically have involved banks. For example, consumers can now maintain funds that would have historically been held as bank deposits in brokerage accounts, mutual funds, insurance and pension funds, or general-purpose reloadable prepaid cards. Consumers can also complete transactions such as paying bills or transferring funds directly without the assistance of banks. The process of eliminating banks as intermediaries, known as "disintermediation," could result in the loss of fee income, as well as the loss of customer deposits and the related income generated from those deposits. The loss of these revenue streams and the lower cost of deposits as a source of funds could have a material adverse effect on the Company's financial condition and results of operations.

The Company's common stock is thinly traded and a more liquid market for its common stock may not develop, which may limit the ability of shareholders to sell their shares and may increase price volatility.

The Company's common stock is listed on the NYSE American market under the symbol "BRBS". There is no guarantee that the Company will be able to maintain the listing of its common stock on the NYSE American in the future. Currently, the Company's common stock is thinly traded and has substantially less liquidity than the trading markets for many other bank holding companies. In addition, there can be no assurance that a more active trading market for shares of

the Company's common stock will develop or if one develops, that it can be sustained. The development of a liquid public market depends on the existence of willing buyers and sellers, the presence of which is not within the Company's control. Therefore, the Company's shareholders may not be able to sell their shares at the volume, prices, or times that they desire. Shareholders should be financially prepared and able to hold shares for an indefinite period.

22

In addition, **thinly traded** **thinly-traded** stocks can be more volatile than more widely traded stocks. Several factors could cause the price of the Company's stock to fluctuate substantially. These factors include, but are not limited to, analysts' recommendations or projections, developments related to the Company's business and operations, stock performance of other companies deemed to be peers, news reports of trends, concerns, and irrational exuberance on the part of investors, geopolitical uncertainty, and other issues related to the financial services **industry**, **industry**, **in general**. The Company's stock price may fluctuate significantly in the future, and these fluctuations may be unrelated to its **performance**, **performance** and are not within the control of the Company. General market declines or market volatility in the future, especially in the financial institutions sector of the economy, could adversely affect the price of the Company's common stock, and the current market price may not be indicative of future market prices.

Credit Risk

The Company's credit standards and its on-going credit assessment processes might not protect it from significant credit losses.

The Company assumes credit risk by virtue of making loans and extending loan commitments and letters of credit. The Company manages credit risk through a program of underwriting standards, the review of certain credit decisions, and a continuous quality assessment process of credit already extended. The Company's exposure to credit risk is managed through

22

the use of consistent underwriting standards that emphasize local lending while avoiding highly leveraged transactions, as well as excessive industry and other concentrations. The Company's credit administration function employs risk management techniques to help ensure that problem loans are promptly identified. While these procedures are designed to provide the Company with the information needed to implement policy adjustments where necessary and to take appropriate corrective actions, there can be no assurance that such measures will be effective in avoiding undue credit risk.

The **Bank's allowance for loan losses** **Company's ACL** may be insufficient and any increases in the **allowance for loan losses ACL** may have a material adverse effect on the Company's financial condition and results of operations.

The **Bank Company** maintains an **allowance for loan losses**, **ACL**, which is a reserve established through a provision for **loan credit** losses charged to expense, that represents the **Bank's best estimate** **Company's estimates** of **probable the expected lifetime credit losses that have been incurred within the existing portfolio of loans**, **on its financial assets**. The **allowance for loan losses ACL** is necessary to reserve for **estimated loan expected lifetime credit losses and risks inherent in associated with the Company's loan portfolio**.

The level of the **allowance ACL** reflects management's evaluation of **the level of loans outstanding, the level of nonperforming loans, relevant information about past events, including historical loan credit loss experience delinquency trends, underlying collateral values, on financial assets with similar risk characteristics, current conditions, and reasonable and supportable forecasts that affect the amount collectibility of actual losses charged to the reserve in a given period and assessment remaining cash flows over the contractual term of present and anticipated economic conditions. the financial assets**. The determination of the appropriate level of the **allowance for loan losses ACL** inherently involves a high degree of subjectivity and requires the **Bank Company** to make significant estimates of current credit risks and future trends, all of which may undergo material changes. Although the Company believes the **allowance for loan losses ACL** is a reasonable estimate of **known and inherent lifetime credit losses in associated with the loan portfolio**, it cannot precisely predict such losses or be certain that the **loan loss allowance ACL** will be adequate in the future. Deterioration of economic conditions affecting borrowers, new information regarding existing loans, identification of additional problem loans and other factors, both within and outside the **Bank's Company's** control, may require an increase in the **allowance for**

loan losses, ACL. In addition, bank regulatory agencies and the Bank's auditors periodically review its allowance for loan losses ACL and may, on occasion, require an increase in the provision for loan credit losses or the recognition of further loan charge-offs, based on judgments different their judgment of the facts at the time of their review that may differ than those that of management. Further, if charge-offs in future periods exceed the allowance for loan losses, ACL, the Bank Company will need additional provisions to increase the allowance for loan losses, ACL.

Nonperforming assets take significant time to resolve and adversely affect the Company's results of operations and financial condition.

The Company's nonperforming assets adversely affect its net income in various ways. Nonperforming assets, which include nonaccrual loans and loans past due 90 days and still accruing interest, (excluding purchased credit-impaired loans and accruing TDRs) and other real estate owned ("OREO"), were \$18.6 million \$63.1 million, or 0.59% 2.02% of total assets, as of December 31, 2022 December 31, 2023. When the Company receives collateral through foreclosures and similar proceedings, it is required to record the related loan to the then fair market value of the collateral less estimated selling costs, which may result in a loss. An increased level of nonperforming assets also increases the Company's risk profile and may impact the capital levels regulators believe are appropriate in light of such risks. The Company utilizes various techniques such as workouts, restructurings, and loan sales to manage problem assets. Increases in, or negative changes in, the value of these problem assets, the underlying collateral, or in the borrowers' performance or financial condition, could adversely affect the Company's business, results of operations, and financial condition. In addition, the resolution of nonperforming assets requires significant commitments of time from management and staff, which can be detrimental to the performance of their other responsibilities, including generation of new loans. There can be no assurance that the Company will avoid increases in nonperforming loans assets in the future.

23

The Company's focus on lending to small to mid-sized community-based businesses specialty finance loans may further increase its credit risk.

Most As of December 31, 2023, the Company's commercial business nonperforming loans included a group of specialty finance loans totaling \$34.2 million. The Company's ACL as of December 31, 2023 included \$9.6 million of specific reserves for this group of loans. While management believes that the ACL was adequate as of December 31, 2023 and commercial real estate that the credit deterioration of this group of loans is an isolated event within the Company's loan portfolio, there can be no assurance that the Company will not experience further deterioration within this group of loans or other increases in nonperforming loans in the future. These specialty finance loans are made to small business or middle market customers. These businesses generally have fewer financial resources in terms of capital or borrowing capacity higher risk than larger entities and have a heightened vulnerability to economic conditions. If general economic conditions in the market areas in which the Company operates negatively impact this important customer sector, the Company's results other types of operations and financial condition may be adversely affected. Moreover, a portion of these loans have been made originated by the Company, in recent years and due to the borrowers may not have experienced a complete business or economic cycle. Any deterioration nature of the borrowers' businesses may hinder their collateral, and as such, the Company's ability to repay their loans with pursue collections could be delayed or protracted. Any of these factors could cause the Company to incur charge-offs to the ACL and additional increases in the ACL, which could may have a material adverse effect on its financial condition and the Company's results of operations, operations and capital.

The Company's concentration in loans secured by real estate may increase its future credit losses, which would negatively affect the Company's financial results.

The Company offers a variety of secured loans, including commercial lines of credit, commercial term loans, real estate, construction, home equity, consumer and other loans. Credit risk and credit losses can increase if its loans are concentrated to borrowers who, as a group, may be uniquely or disproportionately affected by economic or market conditions. As of

23

December 31, 2022, December 31, 2023, approximately 73.1% 76.6% of the Company's loans were secured by real estate, both residential and commercial, substantially all of which are located in its market area. A major change in the region's real estate market, resulting in a deterioration in real estate values, or in the local or national economy, could adversely affect the Company's customers' ability to pay these loans, which in turn could adversely impact the Company.

Risk of loan defaults and foreclosures are inherent in the banking industry, and the Company tries to limit its exposure to this risk by carefully underwriting and monitoring its extensions of credit. The Company cannot fully eliminate credit risk, and as a result, losses may occur in the future.

The Company has a moderate concentration of credit exposure in commercial real estate, and loans with this type of collateral are viewed as having more a higher risk of default.

As of **December 31, 2022** **December 31, 2023**, the Company had approximately **\$865.0 million** **\$870.5 million** in loans secured by commercial real estate, representing approximately **35.9%** **35.8%** of total loans outstanding at that date. The real estate consists primarily of non-owner-occupied properties and other commercial properties. These types of loans are generally viewed as having more risk of default than residential and owner-occupied real estate loans. They are also typically larger than residential real estate loans and consumer loans and depend on cash flows from the owner's business or the property to service the debt. It may be more difficult for commercial real estate borrowers to repay their loans in a timely manner, as commercial real estate borrowers ability to repay their loans frequently depends on the successful rental of their properties. **As of December 31, 2023, the Company had approximately \$71.8 million of non-owner occupied office loans, representing approximately 3.0% of total loans outstanding at that date.** Cash flows to service commercial real estate loans may be negatively affected significantly by general economic conditions, and such as a sustained downturn, in the local economy or in occupancy rates in the local economy where the property is located and could increase the likelihood of default. Further, when fixed rate loans originated in a time of lower interest rates near their maturity dates, a higher interest rate environment could make it more difficult for borrowers to refinance or extend their loans with the Company due to higher debt service costs. Because the Company's loan portfolio contains a number of commercial real estate loans with relatively large balances, the deterioration of one or a few of these loans could cause a significant increase in its percentage of nonperforming loans. An increase in nonperforming loans could result in a loss of earnings from these loans, an increase in the provision for loan credit losses, and an increase in charge-offs, all of which could have a material adverse effect on the Company's financial condition and results of operations.

The Company's banking regulators generally give commercial real estate lending greater scrutiny and may require banks with higher levels of commercial real estate loans to implement improved underwriting, internal controls, risk management policies, and portfolio stress testing, as well as possibly higher levels of allowances for losses ACL and regulatory capital, which could have a material adverse effect on the Company's results of operations.

A portion of the Company's loan portfolio consists of construction and land development loans, and a decline in real estate values and economic conditions would adversely affect the value of the collateral securing the loans and could have an adverse effect on the Company's financial condition.

At **December 31, 2022** **December 31, 2023**, approximately **10.8%** **10.5%** of the Company's loan portfolio, or **\$259.9 million** **\$255.9 million**, consisted of construction and land development loans. Construction financing typically involves a higher degree of credit risk than financing on improved, owner-occupied real estate and improved, income producing real estate. Risk of loss on a

construction or land development loan is largely dependent upon the accuracy of the initial estimate of the property's value at completion of construction or development, the marketability of the property, and the bid price and estimated cost (including interest) of construction or development. If the estimate of construction or development costs proves to be inaccurate, the Company may be required to advance funds beyond the amount originally committed to permit completion of the project. If the estimate of the value proves to be inaccurate, it may be confronted, at or prior to the maturity of the loan, with a project whose value is insufficient to assure full repayment. When lending to builders and developers, the cost breakdown of construction or development is provided by the builder or developer. Although the Company's underwriting criteria are designed to evaluate and minimize the risks of each construction or land development loan, there can be no guarantee that these practices will have safeguarded against material delinquencies and losses to the Company's operations. In addition, construction and land development loans are dependent on the successful completion of the projects they finance. Loans secured by vacant or unimproved land are generally riskier than loans secured by improved property. These loans are more susceptible to adverse conditions in the real estate market and local economy.

The Company's focus on lending to small to mid-sized community-based businesses may increase its credit risk.

Most of the Company's commercial business and commercial real estate loans are made to small business or middle market customers. These businesses generally have fewer financial resources in terms of capital or borrowing capacity than larger entities and have a heightened vulnerability to economic conditions. If general economic conditions in the market areas in which the Company operates negatively impact this important customer sector, the Company's results of operations and financial condition may be adversely affected. Moreover, a portion of these loans have been made by the Company in recent years and the borrowers may not have experienced a complete business or economic cycle. Any deterioration of the borrowers' businesses may hinder their ability to repay their loans with the Company, which could have a material adverse effect on its financial condition and results of operations.

The Company's results of operations are significantly affected by the ability of borrowers to repay their loans.

A significant source of risk for the Company is the possibility that losses will be sustained because borrowers, guarantors, and related parties may fail to perform in accordance with the terms of their loan agreements. Most of the Company's loans are secured, but some loans are unsecured. With respect to the secured loans, the collateral securing the repayment of these loans may be insufficient to cover the obligations owed under such loans. Collateral values may be adversely affected by changes in economic, environmental, and other conditions, including the impacts of the COVID-19 pandemic, declines in the value of real estate, changes in interest rates, changes in monetary and fiscal policies of the federal government, terrorist activity, environmental contamination, and other external events. In addition, collateral appraisals that

24

are out of date or that do not meet industry recognized standards may create the impression that a loan is adequately collateralized when it is not. The Company has adopted underwriting and credit monitoring procedures and policies, including regular reviews of appraisals and borrower financial statements, that management believes are appropriate to mitigate the risk of loss. An increase in nonperforming loans could result in a net loss of earnings from these loans, an increase in the provision for loan credit losses, and an increase in loan charge-offs, all of which could have a material adverse effect on the Company's financial condition and results of operations.

The Company depends on the accuracy and completeness of information about clients and counterparties, and the Company's financial condition could be adversely affected if it relies on misleading or incorrect information.

In deciding whether to extend credit or to enter into other transactions with clients and counterparties, the Company may rely on information furnished to it by or on behalf of clients and counterparties, including financial statements and other financial information, which it does not independently verify. The Company also may rely on representations of clients and counterparties as to the accuracy and completeness of that information and, with respect to financial statements, on reports of independent auditors. For example, in deciding whether to extend credit to clients, the Company may assume that a client's audited financial statements conform with GAAP and present fairly, in all material respects, the financial condition, results of operations, and cash flows of that client. The Company's financial condition and results of operations could be negatively impacted to the extent it relies on financial statements that do not comply with GAAP or are materially misleading or other information that turns out to be misleading or incorrect.

The Company relies upon independent appraisers to determine the value of the real estate that secures a significant portion of its loans and the value of foreclosed properties carried on its books, and the values indicated by such appraisers may not be realizable if it is forced to foreclose upon such loans or liquidate such foreclosed properties.

As indicated above, a significant portion of the Company's loan portfolio consists of loans secured by real estate and it also holds a portfolio of foreclosed properties. The Company relies upon independent appraisers to estimate the value of such real estate. Appraisals are only estimates of value and the independent appraisers may make mistakes of fact or judgment that

25

adversely affect the reliability of their appraisals. In addition, events occurring after the initial appraisal may cause the value of the real estate to increase or decrease. As a result of any of these factors, the real estate securing some of the Company's loans and the foreclosed properties held by the Company may be

more or less valuable than anticipated. If a default occurs on a loan secured by real estate that is less valuable than originally estimated, the Company may not be able to recover the outstanding balance of the loan. It may also be unable to sell its foreclosed properties for the values estimated by their appraisals.

The Company is exposed to risk of environmental liabilities with respect to properties to which it takes title.

In the course of its business, the Company may foreclose and take title to real estate, potentially becoming subject to environmental liabilities associated with such properties. The Company may be held liable to a governmental entity or to third parties for property damage, personal injury, investigation, and clean-up costs, or the Company may be required to investigate or clean up hazardous or toxic substances or chemical releases at a property. Costs associated with investigation or remediation activities can be substantial. If the Company is the owner or former owner of a contaminated site, it may be subject to common law claims by third parties based on damages and costs resulting from environmental contamination emanating from the property. These costs and claims could adversely affect the Company's results of operations.

Mergers and Acquisitions and Growth Strategy

The Company may not be able to successfully manage its long-term growth, which may adversely affect its results of operations and financial condition.

A key aspect of the Company's long-term business strategy is its continued growth and expansion. During the past several years, the Company has experienced rapid growth through loan growth, its acquisitions of Virginia Community Bankshares, Inc. and Bay Banks of Virginia, Inc., and its partnerships with fintech providers.

growth. The Company may not be able to successfully continue its growth if it is unable to identify attractive markets, locations, or opportunities to expand in the future, or if the Company is subject to prolonged regulatory restrictions on prohibiting growth or expansion of its operations, including its fintech partnerships, due to the Written Agreement with the OCC. operations. The Company's ability to manage its growth successfully also will depend on whether it can maintain capital levels adequate to support its growth, business, maintain operational and control systems, cost controls and asset quality, maintain comply with regulatory requirements, and successfully integrate any businesses the Company acquires or partners with pursues into its organization.

25

See "Regulatory capital standards require the Company and the Bank to maintain higher levels of capital, which could adversely affect the Company's business, financial condition, and results of operations" for additional factors that could affect the Company's long-term growth.

The Company has acquired and expanded into new product lines and may, in the future, consider additional acquisitions and expansion into other businesses that it believes will help it fulfill its strategic objectives. The Company expects that other banking and financial companies, some of which have significantly greater resources, will compete with it to acquire financial services businesses. This competition could increase prices for potential acquisitions that the Company believes are attractive. Acquisitions are also subject to various regulatory approvals. If the Company fails to receive the appropriate regulatory approvals, it will not be able to consummate acquisitions expansion that it believes are in its best interests.

When the Company enters into new markets or new lines of business, its lack of history and familiarity with those markets, clients, and lines of business may lead to unexpected challenges or difficulties that inhibit its success. The Company's plans to expand could depress earnings in the short run, even if it efficiently executes a growth strategy leading to long-term financial benefits.

The Company's strategy also includes growing partnerships with fintech companies, which serve as a source Any of loan and deposit growth, fee income, and technology-related solutions for the Bank. These initiatives may require the Bank to employ additional qualified personnel and additional operational and control systems to oversee and manage operational, legal, and compliance risks associated with these partnerships. As noted previously, during 2022, the Bank entered into the Written Agreement with the OCC requiring it, among other things, to enhance oversight of these third-party fintech partnerships, improve its control framework related to anti-money laundering and Bank Secrecy Act compliance and adopt, implement, and adhere to revised and expanded risk-based policies, procedures, and processes. In certain cases, the Company also has made and may continue to make investments in these third-party fintech companies, which may be unseasoned, unprofitable, or have limited established operating histories or earnings and may be more vulnerable to financial failure. Any failure to successfully manage these partnerships and related Bank operations, or the failure of these fintech companies to perform, subjects the Bank to supervisory or compliance risks, subjects the Company to a loss of its investment, or delays or otherwise foregoing could adversely affects affect the Company's expansion, future financial condition, and results of operations.

Liquidity and Capital

The Company's liquidity needs could adversely affect results of operations and financial condition.

The Company's primary sources of funds are deposits and loan repayments. While scheduled loan repayments are a relatively stable source of funds, they are subject to the ability of borrowers to repay the loans. The ability of borrowers to repay loans can be adversely affected by a number of factors, including, but not limited to, changes in economic conditions, adverse trends or events affecting business industry groups, reductions in real estate values or markets, availability of, and/or access to, sources of refinancing, business closings or lay-offs, pandemics or endemics, inclement weather, natural disasters, and geopolitical uncertainty. Additionally, deposit

Deposit levels and other funding costs may be affected by a number of factors, including, but not limited to, rates paid by competitors, general interest rate levels, regulatory capital requirements, returns available to customers on alternative investments, the ability to maintain fintech partnerships, and general economic conditions. If market interest rates rise or the Company's competitors raise the rates they pay on deposits, the Company's funding costs may increase, either because the Company raises its rates to avoid losing

26

deposits or because the Company must rely on more expensive sources of funding. Much of the Company's recent deposit growth has been concentrated in its fintech operations, which can be relatively high-cost and rate-sensitive. Fintech-related deposits accounted for approximately \$465.9 million, or 18.2%, of the Company's deposits as of December 31, 2023. Brokered deposits accounted for approximately \$515.5 million, or 20.1%, of the Company's deposits as of December 31, 2023. The Company's cost of funds increased to 2.56% in 2023 compared to 0.68% in 2022. If funding costs continue to rise in future periods, as a result of reliance on higher-cost deposits, further increases in market interest rates, rates paid by competitors, or otherwise, it could reduce the Company's net interest margin and net interest income and could have an adverse effect on the Company's business, financial condition, results of operations, and cash flows from operations.

Pursuant to the Consent Order, the Bank may not be deemed to be "well capitalized" while subject to the Consent Order, which restricts it from soliciting, accepting, renewing, or rolling over any brokered deposits except in compliance with certain applicable restrictions under federal law.

If customer deposits are not sufficient to fund the Company's normal operations and liquidity needs, the Company may be required from time to time to rely on secondary sources of liquidity to meet withdrawal demands or otherwise fund operations. Such sources include historically have included Federal Home Loan Bank of Atlanta ("FHLB") advances, sales of securities and loans, and federal funds lines of credit from correspondent banks, as well as additional out-of-market time deposits and brokered deposits. The Company's ability to access borrowings from the FHLB is dependent upon providing collateral to secure FHLB borrowings. While the Company believes that these its funding sources are currently adequate, there can be no assurance they will be sufficient to meet future liquidity demands, particularly if the Company continues to grow experiences increasing loan demand or is unable to maintain or grow its deposit base. Further, there can be no assurance that these arrangements will be available to the Company when needed, on favorable terms, or at all, or that they will be sufficient to meet future liquidity needs. The Company may be required, among other things, to slow or discontinue loan growth, capital expenditures or other investments, or liquidate assets, assets. If the Company is unable to access funding sufficient to support its business operations or pay higher rates is unable to access such funding on deposits should such sources attractive terms, it may not be adequate, able to satisfy its obligations.

Regulatory capital standards require the Company and the Bank to maintain higher levels of capital, which could adversely affect the Company's business, financial condition, and results of operations.

The Company is subject to capital adequacy guidelines and other regulatory requirements specifying minimum amounts and types of capital that the Company and the Bank must maintain. From time to time, regulators implement changes to these regulatory capital adequacy guidelines. If the Company or the Bank fails to meet these minimum capital guidelines and/or other regulatory requirements, its financial condition would be materially and adversely affected. The Basel III Capital Rules require bank holding companies and their subsidiaries to maintain significantly more capital as a result of higher required capital levels and more demanding regulatory capital risk weightings and calculations, which could adversely affect the Company's profitability and return on equity. The Bank must also comply with the capital requirements set forth in the "prompt corrective action" regulations pursuant to Section 38 of the FDI Act.

In addition to the foregoing capital requirements, the Consent Order requires the Bank to maintain a leverage ratio of 10.00% and a total capital ratio of 13.00%. As a result, the Bank may need not be deemed to be "well capitalized" for purposes of the bank regulatory framework for prompt corrective action while

subject to the Consent Order. If the Bank fails to achieve and maintain such capital ratios, the OCC may, in the future, deem the Bank to be “undercapitalized” under such regulatory provisions. As of December 31, 2023, the Bank did not meet these heightened capital requirements.

In December 2023, the Company entered into agreements pursuant to which it agreed to issue and sell shares of its common stock to certain investors for gross proceeds of \$150 million in the Private Placement. The Company plans to use the net proceeds from the Private Placement for general corporate purposes and to reposition business lines, support organic growth and enhance capital levels of the Bank (including compliance with the IMCRs). On March 7, 2024, the Company filed a Form 8-K with the SEC disclosing that the Company had received sufficient votes to approve the Private Placement at a special meeting of shareholders held on March 6, 2024. The Company expects the transaction to close late in the first quarter or early in the second quarter of 2024. If the Private Placement is not completed, there can be no assurance that the Company would be able to find alternative sources or means of raising capital sufficient to enhance the Bank’s capital levels and support its business, which could materially and adversely affect the Company’s business, financial results, and prospects.

Satisfying these capital and IMCR requirements also may require the Bank to limit its banking operations and/or require the Company to raise additional capital in the future to improve regulatory capital levels, which could negatively affect the business, financial condition, and results of operations of the Company.

27

The Company may not be able to do so raise capital on acceptable terms, or at all.

Access to sufficient capital is critical in order to enable the Company to implement its business plan, support its business, expand its operations in the future, and meet applicable regulatory capital requirements. The inability to have sufficient capital, whether internally generated through earnings or raised in the capital markets, could adversely impact the Company’s ability to support and to grow its operations. If Further, if the Company grows its operations faster than it generates capital internally, it will need to access the capital markets. The Company may not be able to raise additional capital in the form of additional debt or equity on acceptable terms, or at all. The Company’s ability to raise additional capital if needed, will depend on, among other things, conditions in the capital markets, at that time, market perceptions of the banking industry generally and the Company in particular, and the Company’s financial condition and its results of operations. Economic conditions and a loss of confidence in financial institutions may increase the Company’s cost of capital and limit access to some sources of capital. Further, if the Company needs to raise capital in the future, it may have to do so when many other financial institutions are also seeking to raise capital and would then have to compete with those institutions for investors. An

26

inability to raise additional capital on acceptable terms when needed could have a material adverse impact on the Company’s business, financial condition, and capital ratios.

Future issuances of the Company’s common stock securities could adversely affect the market price of the common stock and could be dilutive.

The Company’s board of directors, without the approval of shareholders, could from time to time decide to issue additional shares of common stock or shares of preferred stock, which may adversely affect the market price of the shares of common stock and could be substantially dilutive to the Company’s shareholders. Any sale of additional shares of the Company’s common stock may be at prices lower than the current market value of the Company’s shares. In addition, new investors may have rights, preferences, and privileges that are senior to, and that could adversely affect, the Company’s existing shareholders. For example, preferred stock would be senior to common stock in right of dividends and as to distributions in liquidation. The Company cannot predict or estimate the amount, timing, or nature of its future offerings of equity securities. Thus, the Company’s shareholders bear the risk of future securities offerings diluting their stock holdings, adversely affecting their rights as shareholders, and/or reducing the market price of the Company’s common stock.

Regulatory capital standards, including the Basel III Capital Rules, may require the The Company and the Bank to maintain higher levels of capital and liquid assets, which could adversely affect the Company’s profitability and return on equity.

The Company is are subject to capital adequacy guidelines and other regulatory requirements specifying minimum amounts and types of capital that the Company and the Bank must maintain. From time to time, regulators implement changes to these regulatory capital adequacy guidelines. If the Company fails to meet these minimum capital guidelines and/or other regulatory requirements, its financial condition would be materially and adversely affected. The Basel III Capital Rules require bank holding companies and restrictions which limit their subsidiaries to maintain significantly more capital as a result of higher required

capital levels and more demanding regulatory capital risk weightings and calculations. While the Company is exempt from these capital requirements under the Federal Reserve's SBHC Policy Statement, the Bank is not exempt and must comply. The Bank must also comply with the capital requirements set forth in the "prompt corrective action" regulations pursuant to Section 38 of the FDI Act. Satisfying capital requirements may require the Company to limit its banking operations, reduce dividends, or raise additional capital to improve regulatory capital levels, which could negatively affect its business, financial condition, and results of operations. The EGRRCPA, which became effective May 24, 2018, amended the Dodd-Frank Act to, among other things, provide relief from certain of these requirements. Although the EGRRCPA is still being implemented, the Company does not expect the EGRRCPA and the related rulemakings to materially reduce the impact of capital requirements on its business.

The Company is not obligated to pay dividends and its ability to pay dividends is limited. dividends.

The Company's ability to make dividend payments on its common stock depends primarily on certain regulatory considerations and the receipt of dividends and other distributions from the Bank. There are various regulatory restrictions on In consideration of the ability capital levels of banks, such as the Bank, to pay dividends or make other payments to their holding companies. Although the Company has historically paid a cash dividend to the holders of its common stock, holders of its common stock are not entitled to receive dividends, and the Company is not obligated Bank made the determination to pay dividends preserve capital and, in any particular amounts or at any particular times. Regulatory, economic, and other factors may cause October 2023, the Company's board of directors to consider, among other things, the reduction suspended payment of dividends paid on its the Company's common stock. See "Business – Supervision and Regulation – Dividends." stock until further notice. The Consent Order also contains restrictions on the Bank's ability to pay dividends. As a result, the Company likely will not resume payments of dividends in the foreseeable future.

ITEM 1B: UNRESOLVED STAFF COMMENTS

Not required.

ITEM 1C: CYBERSECURITY

Cybersecurity threats present a significant risk to the Company. The Company is committed to protecting its assets and the personally identifiable information and other data of its customers and employees. Further, the Company understands that a cybersecurity event might have a material adverse effect on its business, financial condition, results of operations, reputation, and future success in the marketplace. The materiality of any such adverse effect would be determined by the facts and circumstances of the specific incident and may include consideration of nonfinancial factors and follow on impacts. Although the Company has not experienced a material cybersecurity incident, it periodically experiences threats or is tested by bad actors, including phishing, smishing, and vishing.

The Company believes it maintains a robust cybersecurity program designed to assess and manage risks from cyber threats. This cybersecurity program, which is directed by the Chief Information Security Officer ("CISO"), is integrated with the Company's enterprise risk and compliance programs and business continuity management program ("BCMP"). The Company's cybersecurity program leverages industry standards, such as the FFIEC Cybersecurity Assessment Tool, and is routinely evaluated for improvement, particularly due to evolving risks in this area.

Under the leadership of the CISO, the information security department is responsible for evaluating and developing the processes for monitoring, identifying, containing, and remediating the impact of cybersecurity risks, vulnerabilities, and threats. The CISO also directs technology efforts, both internally and through third-party service providers, to strengthen controls throughout the organization. Due to reliance upon third-party service providers, the Company uses a variety of

methods and tools to assess providers' system and organizational controls related to cybersecurity threats, which includes but is not limited to proof of the provider's independent testing of data protection controls, imposition of contractual obligations, review of vulnerability and penetration testing, and review of data protection controls such as backups, encryption standards, and disaster recovery.

The Company's BCMP provides a structured framework for responding to actual or potential cybersecurity incidents, including escalation to the appropriate stakeholders. The BCMP is coordinated by the Business Continuity Manager, who reports to the Chief Information Officer ("CIO"), and key members of management who are embedded into the BCMP by its design. The BCMP is evaluated and tested at least annually.

The Company's cybersecurity program is subject to multiple audits throughout the year primarily using third-party audit firms that possess particular expertise, under the leadership of the Company's internal audit function.

Cybersecurity issues are brought before the Information Technology ("IT") Steering Committee, which meets quarterly or as needed. This committee, chaired by the CIO, is composed of the CISO, Chief Operations and Technology Officer, Chief Risk Officer, Business Continuity Manager, Director of Information Technology, and Director of Internal Audit. At these meetings, committee members discuss relevant cybersecurity issues, which may include new threats, incidents, and information.

No less than quarterly, the chair of the Information Technology Steering Committee presents a summary of the Company's cybersecurity landscape to the Company's Enterprise Risk Management Committee of the board of directors. Additionally, the CIO presents an IT program update to the Company's board of directors, which includes cybersecurity topics.

The CIO and the CISO each have over 20 years of experience leading cybersecurity oversight, and others under their leadership have cybersecurity experience and certifications. However, the Company considers cybersecurity to be a shared responsibility and conducts periodic simulations and training for all employees. In 2024, the Company is scheduling two table-top scenario training exercises for all personnel.

For more information about cybersecurity threats that could have a material impact on the Company's business, see the discussion in "The Company's operations may adversely be affected by cybersecurity risks" in Item 1A, Risk Factors, of this Form 10-K.

ITEM 2: PROPERTIES

The Company, through its subsidiaries, owns or leases buildings and office space that are used in the normal course of business. The headquarters of the Company is located at 1807 Seminole Trail, Charlottesville, Virginia 22901 in a building leased by the Bank. The Main Office of the Bank is located at 1 East Market Street, Martinsville, Virginia 24112 in a building leased by the Bank. The Company's subsidiaries own or lease various other offices in the counties and cities in which they operate. As of December 31, 2022, December 31, 2023, the Company's employees occupied an additional 46 42 properties, of which 18 were owned by the Company. Additional information with respect to the amounts at which Company premises and equipment are carried and commitments under long-term leases is set forth in Part II, Item 8 - "Financial Statements and Supplementary Data", Note 5 - "Premises and Equipment, net" and Note 12 - "Leases", respectively, in this Form 10-K.

27

The Company's properties are maintained in good operating condition and the Company believes the properties are suitable and adequate for its operational needs.

ITEM 3: LEGAL PROCEEDINGS

In the ordinary course of its operations, the Company is a party to various legal proceedings. As of the date of this report, there are no pending or threatened proceedings against the Company, other than as set forth below, that, if determined adversely, would have a material effect on the business, financial position, or results of operations of the Company.

In December 2023, a purported shareholder of the Company commenced a putative class action in the U.S. District for the Eastern District of New York (No. 1:23-cv-08944) Hunter v. Blue Ridge Bankshares, Inc., et al). The complaint alleges violations of federal securities laws against the Company and certain of its current and former officers based on alleged material misstatements and omissions in the Company's filings. The complaint seeks certification of a class action, unspecified damages, and attorneys fees. The putative class plaintiff intends to file an amended complaint after the court

29

appoints lead plaintiff and lead counsel. The Company believes the claims are without merit and no loss has been accrued for this lawsuit as of December 31, 2023.

On August 12, 2019, a former employee of VCB and participant in the VCB ESOP Employee Stock Option Plan ("ESOP") filed a class action complaint against VCB, Virginia Community Bank, and certain individuals associated with the VCB ESOP in the U.S. District Court for the Western District of Virginia, Charlottesville Division (Case No. 3:19-cv-000450-GEC). The complaint alleges, among other things, that the defendants breached their fiduciary duties to VCB

ESOP participants in violation of the Employee Retirement Income Security Act of 1974, as amended. The complaint alleges that the VCB ESOP incurred damages “that approach or exceed \$12 million.” The Company automatically assumed any liability of VCB in connection with this litigation as a result of its 2019 acquisition of VCB. The outcome

During the fourth quarter of this litigation is uncertain, and 2023, the Company entered into a settlement agreement with the plaintiff to resolve the VCB ESOP litigation (the "Settlement Agreement"). As provided in the Settlement Agreement, the plaintiff has agreed to release the Company, the Bank, and other individuals may file additional lawsuits related parties from all claims related to acts or omissions associated with the VCB ESOP, once the court hearing the case has granted final approval of the Settlement Agreement. Pursuant to the Settlement Agreement, the Company has agreed to make a settlement payment of \$6.0 million to a fund for the benefit of VCB ESOP participants, with \$5.95 million due after final approval of the Settlement Agreement by the court. On February 22, 2024, the court granted preliminary approval of the Settlement Agreement and a final hearing is scheduled in early June 2024, at which it is expected that the court will grant final approval of the Settlement Agreement. If the court grants final approval of the Settlement Agreement, the ongoing lawsuit will be dismissed with prejudice, and all similar claims that were or could have been brought relating to the VCB ESOP will be released and barred.

The Company entered into the Settlement Agreement to eliminate the burden and expense of further litigation and to resolve the claims that were or could have been asserted related to the VCB ESOP. The Company accrued \$6.0 million in the third quarter of 2023 in anticipation of this proposed settlement.

ITEM 4: MINE SAFETY DISCLOSURES

Not applicable.

28 30

PART II

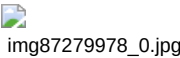
ITEM 5: MARKET FOR REGISTRANT’S COMMON EQUITY, RELATED STOCKHOLDER MATTERS AND ISSUER PURCHASES OF EQUITY SECURITIES

General

The Company’s common stock is listed on the NYSE American market under the symbol “BRBS”. There were 18,946,466 19,198,379 shares of the Company’s common stock outstanding at the close of business on March 1, 2023 March 7, 2024, which were held by approximately 2,552 3,260 shareholders of record. The closing price of the Company’s common stock on December 31, 2022 December 31, 2023 was \$12.49 \$3.03 per common share compared to \$17.78 \$12.49 per common share as of December 31, 2021 December 31, 2022.

Five-Year Stock Performance Graph

The following five-year stock performance graph compares the cumulative total shareholder return (assuming reinvestment of dividends) on the Company’s common stock to the Invesco KBW Regional Banking ETF (NASDAQ ticker: “KBWR”) and the Russell 2000® Index (ticker: “RUT”) for the five-year period ended December 31, 2023. This comparison assumes \$100.00 was invested on December 31, 2017 December 31, 2018 in the Company’s common stock and the comparison indices and the cumulative return is measured as of each subsequent fiscal year-end.



Index	12/31	12/31	12/31	12/31	12/31	12/31	12/31/2018	12/31/2019	12/31/2020	12/31/2021	12/31/2022	12/31/2023
	/2017	/2018	/2019	/2020	/2021	/2022						
Blue Ridge	100.	104.	129.	113.	175.	126.						
Bankshares, Inc.	\$ 00	\$ 45	\$ 72	\$ 44	\$ 85	\$ 86	\$ 100.00	\$ 124.19	\$ 108.61	\$ 168.36	\$ 121.45	\$ 29.76

Invesco KBW												
Regional Banking	100.	81.6	100.	91.9	125.	116.						
ETF	00	9	94	1	04	02	100.00	123.57	112.52	153.08	142.03	136.24
Russell 2000®	100.	87.8	108.	128.	146.	114.						
Index	00	2	66	61	23	70	100.00	123.72	146.44	166.50	130.60	150.31

The performance graph above does not constitute soliciting material and should not be deemed filed or incorporated by reference into any other Company filing under the Securities Act of 1933 or the Exchange Act, except to the extent the Company specifically incorporates the performance graph by reference therein.

29

Dividends

The Company paid four two quarterly dividends totaling \$0.49 \$0.245 per common share in the year ended December 31, 2022 December 31, 2023.

31

On January 10, 2023 October 30, 2023, the board of directors of the Company declared a determined to suspend future quarterly dividend of \$0.1225 per common share payments until further notice. The decision was based on the desire to shareholders of record as of the close of business on January 23, 2023, which was paid on January 31, 2023. preserve capital.

The dividend type, amount, and timing are established by the Company's board of directors. In making its decisions regarding the payment of dividends on the Company's common stock, the board of directors considers the Company's operating results, financial condition, capital adequacy, regulatory requirements, shareholders' return, and other factors.

A discussion of certain restrictions and limitations on the ability of the Bank to pay dividends to the Company, and the ability of the Company to pay dividends to shareholders of its common stock, is set forth in Part I, Item 1, Business, of this Form 10-K under the heading "Supervision and Regulation."

Stock Repurchases

There were no repurchases of the Company's common stock during the year ended December 31, 2022 December 31, 2023.

ITEM 6: [RESERVED]

ITEM 7: MANAGEMENT'S DISCUSSION AND ANALYSIS OF FINANCIAL CONDITION AND RESULTS OF OPERATIONS

The following presents management's discussion and analysis of the Company's consolidated financial condition and the results of the Company's operations. This discussion should be read in conjunction with the Company's consolidated financial statements and the notes thereto presented in Item 8, Financial Statements and Supplementary Information, of this Form 10-K.

Cautionary Note About Forward-Looking Statements

The Company makes certain forward-looking statements in this Form 10-K that are subject to risks and uncertainties. These forward-looking statements represent plans, estimates, objectives, goals, guidelines, expectations, intentions, projections, and statements of management's beliefs concerning future events, business plans, objectives, expected operating results, and the assumptions upon which those statements are based. Forward-looking statements include without limitation, any statement that may predict, forecast, indicate, or imply future results, performance or achievements, and are typically identified with words such as

“may,” “could,” “should,” “will,” “would,” “believe,” “anticipate,” “estimate,” “expect,” “aim,” “intend,” “plan,” or words or phrases of similar meaning. The Company cautions that the forward-looking statements are based largely on management’s expectations and are subject to a number of known and unknown risks and uncertainties that are subject to change based on factors which are, in many instances, beyond the its control. Actual results, performance, or achievements could differ materially from those contemplated, expressed, or implied by the forward-looking statements.

The following factors, among others, could cause the Company’s financial performance to differ materially from that expressed in such forward-looking statements:

- the effects of, and changes in, trade, monetary, and fiscal policies and laws, including interest rate policies of the Federal Reserve, inflation, interest market, and monetary fluctuations;
- the impact of, and the ability to comply with, the terms of the formal written agreement between the Bank and the OCC;
- the strength of the United States economy in general and the strength of the local economies in which the Company conducts operations;
- the effects of, and changes in, the macroeconomic environment and financial market conditions, including monetary and fiscal policies, interest rates inflation;
- the Company’s ability to satisfy the conditions to closing of, and consummate, the Private Placement (the “Private Placement”);
- the impact of, and the ability to comply with, the terms of the Consent Order with the OCC, including the heightened capital requirements and other restrictions therein, and other regulatory directives;
- the imposition of additional regulatory actions or restrictions for noncompliance with the Consent Order or otherwise;
- the Company’s involvement in, and the outcome of, any litigation, legal proceedings, or enforcement actions that may be instituted against the Company;
- reputational risk and potential adverse reactions of the Company’s customers, suppliers, employees, or other business partners;

32

- the Company’s ability to manage its fintech operations, including implementing enhanced controls and procedures, complying with the Consent Order and other regulatory directives and applicable laws and regulations, maintaining the quality of loans associated with these relationships, and, in certain cases, winding down certain of these partnerships;
- the quality and composition of the Company’s loan and investment portfolios;
- changes in the level of the Company’s nonperforming assets and charge-offs;
- the Company’s management of risks inherent in the Company’s real estate loan portfolio, the credit quality of its borrowers, and the risk of a protracted downturn in the real estate market, which could impair the value of the Company’s collateral and the its ability to sell collateral upon any foreclosure;
- the ability to maintain adequate liquidity by growing and retaining deposits and secondary funding sources, especially if the Company’s or industry’s reputation become damaged;
- the ability to attain and maintain capital levels adequate to support the Company’s business and to comply with the Consent Order and other regulatory directives placed upon the Bank;
- the timely development of competitive new products and services and the acceptance of these products and services by new and existing customers;
- changes in consumer spending and savings habits;

30

- the Company’s ability/willingness of users to identify, attract, substitute competitors’ products and retain experienced management, relationship managers, services for the Company’s products and support personnel, particularly in a competitive labor environment;
- technological and social media changes impacting the Company, the Bank, and the financial services industry in general; services;
- the Bank’s ability/impact of unanticipated outflows of deposits;
- changes in technological and social media;
- potential exposure to effectively fraud, negligence, computer theft, and cyber-crime;

- adverse developments in the financial industry generally, such as recent bank failures, responsive measures to mitigate and manage its fintech partnerships, such developments, related supervisory and the abilities of those fintech companies to perform as expected; regulatory actions and costs and related impacts on customer and client behavior;
- changing bank regulatory conditions, laws, regulations, policies or programs, whether arising as new legislation or regulatory initiatives, that could lead to restrictions on activities of banks generally, or the Bank in particular, more restrictive regulatory capital requirements, increased costs, including deposit insurance premiums, increased regulations, regulation or prohibition of certain income producing activities or changes in the secondary market for loans and other products;
- the impact of changes in financial services policies, laws, and regulations, including laws, regulations and policies concerning taxes, banking, securities, real estate and insurance, and the application thereof by regulatory bodies;
- the Company's involvement, from time to time, in legal proceedings and examination and remedial actions by regulators;
- the impact of changes in laws, regulations, and policies affecting the real estate industry;
- the effect of changes in accounting standards, policies and practices as may be adopted from time to time by bank regulatory agencies, the SEC, the Public Company Accounting Oversight Board, the FASB, or other accounting standards setting bodies, for example, the Company's adoption of CEC effective January 1, 2023; time;
- the impact estimates of the COVID-19 pandemic, including the adverse impact on our business fair value and operations and on other accounting values subject to impairment assessments, of certain of the Company's customers which may result, among other things, in increased delinquencies, default foreclosures assets and losses on loans;
- the occurrence of significant natural disasters, including severe weather conditions, floods, health related issues, and other catastrophic events; liabilities
- geopolitical conditions, including acts or threats of terrorism and/or military conflicts, or actions taken by the U.S. United States or other governments in response to acts or threats of terrorism and/or military conflicts, which could impact business and economic conditions in the U.S. United States and abroad;
- the timely development occurrence or continuation of competitive new products widespread health emergencies or pandemics, significant natural disasters, severe weather conditions, floods and services other catastrophic events; and the acceptance of these products and services by new and existing customers;
- other risks and factors identified in the willingness "Management's Discussion and Analysis of users to substitute competitors' products Financial Condition and services for the Company's products Results of Operations" and services;
- the Company's inability to successfully manage growth or implement its growth strategy;
- reputational risk "Risk Factors" sections and potential adverse reactions of the Company's customers, suppliers, employees or other business partners
- the effect of acquisitions elsewhere in this Form 10-K and in filings the Company may make in the future, including, without limitation, disruption of employee or customer relationships, and the failure to achieve the expected revenue growth and/or expense savings from such acquisitions;
- the Company's participation in the PPP established by the U.S. government and its administration of the loans and processing fees earned under the program;
- the Company's involvement, makes from time to time in legal proceedings, and examination and remedial actions by regulators;
- with the Company's potential exposure to fraud, negligence, computer theft, and cyber-crime; and
- the Bank's ability to pay dividends. SEC.

The foregoing factors should not be considered exhaustive and should be read together with other cautionary statements that are included in this Form 10-K, including those discussed in the section entitled "Risk Factors" "Risk Factors" in Item 1A above. If one or more of the factors affecting forward-looking information and statements proves incorrect, then actual results, performance or achievements could differ materially from those expressed in, or implied by, forward-looking information and statements

33

31

contained in this Form 10-K. Therefore, the Company cautions you not to place undue reliance on its forward-looking information and statements. The Company will not update the forward-looking statements to reflect actual results or changes in the factors affecting the forward-looking statements. New risks and uncertainties may emerge from time to time, and it is not possible for the Company to predict their occurrence or how these risks and uncertainties will affect it.

Critical Accounting Policies and Estimates

General

The accounting principles the Company applies under GAAP are complex and require management to apply significant judgment to various accounting, reporting, and disclosure matters. Management must use assumptions, judgments, and estimates when applying these principles where precise measurements are not possible or practical. The Company views these policies as critical because they are highly dependent upon subjective or complex judgments, assumptions, and estimates. Changes in such judgments, assumptions, and estimates may have a significant impact on the consolidated financial statements. Actual results, in fact, could differ from initial estimates.

Allowance for Loan Credit Losses

The allowance for loan credit losses is maintained at a level believed to be adequate to absorb probable lifetime expected credit losses inherent in the Company's portfolio of loans held for investment and is based on an evaluation of the size and current risk characteristics composition of the loan portfolio, an assessment of individual problem loans and actual current economic conditions, historical loan loss experience, current economic events in specific industries, reasonable and supportable forecasts, and other pertinent factors, such risk factors. Loans are charged-off against the ACL when management believes the loan balance is no longer collectible. Subsequent recoveries of previously charged-off amounts (recoveries) are recorded as regulatory guidance and general economic conditions. increases to the ACL. The Company's allowance provision for loan credit losses is established through an amount sufficient to bring the ACL to an estimated balance that management considers adequate to absorb lifetime expected losses in the Company's held for investment loan portfolio. The ACL is a provision for loan losses charged valuation account that is deducted from the loans' recorded investment to earnings. Loans identified as losses and deemed uncollectible by management are charged present the net amount expected to be collected on the allowance for loan losses. Subsequent recoveries, if any, are credited to the allowance for loan losses. The allowance for loan losses is evaluated on a periodic basis by management, but no less than quarterly. loans.

The allowance Company uses a third-party model in estimating the ACL on a quarterly basis. Loans with similar risk characteristics are collectively assessed within pools (or segments). Loss estimates within the collectively assessed population are based on a combination of pooled assumptions and loan-level characteristics. The Company has determined that using federal call codes is an appropriate loan segmentation methodology, as it is generally based on risk characteristics of a loan's underlying collateral. Using federal call codes also allows the Company to utilize publicly-available external information when developing its estimate of the ACL. The discounted cash flow ("DCF") method is the primary credit loss estimation methodology used by the Company and involves estimating future cash flows for each individual loan losses consists and discounting them back to their present value using the loan's contractual interest rate, which is adjusted for any net deferred fees, costs, premiums, or discounts existing at the loan's origination or acquisition date (also referred to as the effective interest rate). The DCF method also considers factors such as loan term, prepayment or curtailment assumptions, and other relevant economic factors that could affect future cash flows. By discounting the cash flows, this method incorporates the time value of specific money and general components. The specific component relates reflects the credit risk inherent in the loan.

In applying future economic forecasts, the Company utilizes a forecast period of one year and then reverts to loans that are determined to be impaired and, therefore, individually evaluated for impairment. the mean of historical loss rates on a straight-line basis over the following one-year period. The Company considers economic forecasts of national gross domestic product and unemployment rates from the Federal Open Market Committee to inform the model for loss estimation. Historical loss rates used in the quantitative model are derived using both the Bank's and peer bank data obtained from publicly-available sources (i.e., federal call reports). The Bank's peer group utilized is comprised of financial institutions of relatively similar size (i.e., \$3 - \$5 billion of total assets) and in similar markets. Management also considers qualitative adjustments when estimating loan losses to take into account the model's quantitative limitations. Qualitative adjustments to quantitative loss factors, either negative or positive, may include considerations of trends in delinquencies, nonaccrual loans, charged-off loans, changes in volume and terms of loans, effects of changes in lending policy, experience and depth of management, regional and local economic trends and conditions, concentrations of credit, competition, and loan review results.

For those loans that do not share similar risk characteristics, the Company evaluates the ACL needs on an individual (or loan-by-loan) basis. This population of individually evaluated loans (or loan relationships with the same primary source of repayment) is determined on a loan to be impaired when 1) quarterly basis and is based on whether (1) the risk grade of the loan is substandard or worse and the balance exceeds \$500,000, (2) the risk grade of the loan

is special mention and the balance exceeds \$500,000, \$1,000,000, or 2) (3) the loan is a TDR, regardless of balance. A loan is not considered impaired during a period of delay in payment if the Company expects to collect all amounts due, including past due interest, loan's terms differ significantly from other pooled loans. Measurement of impairment credit loss is based on the expected future cash flows of an impaired individually evaluated loan, discounted at the loan's loan's effective interest rate, or measured based on an observable market value, if one exists, or the fair estimated market value of the collateral underlying the loan discounted to consider for estimated costs to sell

34

the collateral for collateral-dependent loans. If the net value applying these measures is less than the loan balance (including any unamortized premium or discount associated with the loan) an impairment is recognized and loan's amortized cost, a specific reserve is established for the impaired loan. The general component of the allowance for loan losses covers those loans not classified as impaired and those loans classified as impaired that are not individually evaluated for impairment. Loans recorded in the general component population are segmented into homogenous groups that share similar characteristics ACL and receive a loss factor that is based on historical loss experience adjusted for other internal or external influences on credit quality that are not fully reflected charged-off in the historical data. Internal and external factors include, but are not limited to, internal underwriting standards, period when management believes the loan portfolio composition and concentrations, and local and national economic conditions.

The determination of the allowance for loan losses balance is inherently subjective as it requires significant estimates, including the amounts and timing of expected future cash flows on impaired loans, estimated losses on pools of homogeneous loans based on historical loss experience, and consideration of current economic trends, all of which may be susceptible to significant change. no longer collectible.

Credit losses are an inherent part of the Company's business. Management believes The Company has an ACL management "work group", which includes the methodologies for determining the allowance for loan losses Chief Financial Officer, Chief Credit Officer, Chief Accounting Officer, and the current level head of the allowance are appropriate; however, it is possible that there Bank's special assets group, who approve the key methodologies and assumptions, as well as the final ACL. While management uses available information at the time of estimation to determine expected lifetime credit losses on loans, future changes in the ACL may be unidentified losses necessary based on changes in portfolio composition, portfolio credit quality, changes in underlying facts for individually evaluated loans, and/or changes in current and forecasted economic conditions. In addition, bank regulatory agencies periodically review its ACL and may require an increase in the portfolio ACL or the recognition of further loan charge-offs, based on their judgment of the facts at any particular the time of their review, that may become evident at a future date pursuant to additional internal analysis or regulatory comment. differ than that of management. Additional provisions for such losses, if necessary, would be recorded as a charge to earnings.

Accounting for Acquired Loans

Loans acquired pursuant to a business combination are recorded at fair value, with no allowance for loan losses carrying over at the effective date of the transaction. The difference between contractually required amounts receivable and the acquisition date fair value of the loans that are not deemed credit-impaired at acquisition is accreted (recognized) into income

32

over the life of the loan either on a level yield or interest method in accordance to ASC 310-20, Receivables-Nonrefundable Fees and Other Costs.

Subsequent to the acquisition date, an allowance for loan losses may be established through a provision for loan losses, based upon a process that is similar to the evaluation process used for originated loans. This evaluation, which includes a review of loans on which full collectability may not be reasonably assured, considers, among other factors, the estimated fair value of the underlying collateral, economic conditions, historical net loan loss experience, carrying value of the loans, which includes the remaining net purchase discount or premium, and other factors that warrant recognition in determining the allowance for loan losses.

Loans are designated purchased credit-impaired ("PCI") on the effective date of a business combination when there is evidence of credit deterioration after origination and for which it is probable that all contractually required principal and interest payments will not be collected. The applicable accounting guidance for PCI loans is ASC 310-30, Loans and Debt Securities Acquired with Deteriorated Credit Quality. PCI loans are initially recorded at fair value (as determined by the present value of expected future cash flows) with no allowance for loan losses. The Company recognizes interest income on PCI loans acquired at a discount

(that is due, in part, to credit quality) based on the acquired loans' expected cash flows. PCI loans may be aggregated and accounted for as a pool of loans if the loans being aggregated have common risk characteristics. A pool is accounted for as a single asset with a single composite yield and an aggregate expectation of cash flow. The difference between the cash flows expected at acquisition and the investment in the loans, or the accretable yield, is recognized as interest income utilizing the level-yield method over the life of each pool. Increases in expected cash flows subsequent to the acquisition are recognized prospectively through adjustment of the yield on the pool over its remaining life, while decreases in expected cash flows are recognized as impairment through a loan loss provision and an increase in the allowance for loan losses. Therefore, the allowance for loan losses on these impaired pools reflects only losses incurred after the acquisition (representing the present value of all cash flows that were expected at acquisition but currently are not expected to be received).

Management periodically evaluates the remaining contractual required payments due and estimates of cash flows expected to be collected. These evaluations, performed no less than semi-annually, require the continued use of key assumptions and estimates, similar to the initial estimate of fair value. Changes in the contractual required payments due and estimated cash flows expected to be collected may result in changes in the accretable yield and non-accretable difference or reclassifications between accretable yield and the non-accretable difference.

Fair Value Measurements

The Company determines the fair values of financial instruments based on the fair value hierarchy, which requires an entity to maximize the use of observable inputs and minimize the use of unobservable inputs when measuring fair value. The hierarchy describes three levels of inputs that may be used to measure fair value. For example, the Company's available-for-sale investment securities are recorded at fair value using reliable and unbiased evaluations by an industry-wide valuation service. This service uses evaluated pricing models that vary based on asset class and include available trade, bid, and other market information. Generally, the methodology includes broker quotes, proprietary models, vast descriptive terms and conditions databases, as well as extensive quality control programs. Depending on the availability of observable inputs and prices, different valuation models could produce materially different fair value estimates; therefore, the values presented may not represent future fair values and may not be realizable.

Derivatives

Derivatives are recognized as assets and liabilities on the Company's consolidated balance sheets and measured at fair value. The Company's derivatives consist of forward sales of to-be-announced ("TBA") mortgage-backed securities ("MBS") and interest rate lock commitments. The Company's hedging policies permit the use of various derivative financial instruments to manage interest rate risk or to hedge specified assets and liabilities. The Company may be required to recognize certain contracts and commitments as derivatives when the characteristics of those contracts and commitments meet the definition of a derivative. If derivative instruments are designated as hedges of fair values, both the change in the fair value of the hedge and the hedged item are included in current earnings.

During the normal course of business, the Company enters into commitments to originate mortgage loans, whereby the interest rate on the loan is determined prior to funding ("rate lock commitments"). For commitments issued in connection with potential loans intended for sale, the Company enters into positions of forward month TBA MBS contracts on a mandatory basis or on a one-to-one forward sales contract on a best efforts basis. The Company enters into TBA contracts in order to control interest rate risk during the period between the rate lock commitment and mandatory sale of the mortgage

loan. Both the rate lock commitment and the forward TBA contract are considered derivatives. A mortgage loan sold on a best efforts basis is locked into a forward sales contract with a counterparty on the same day as the rate lock commitment to control interest rate risk during the period between the commitment and the sale of the mortgage loan. Both the rate lock commitment and the forward sales contract are considered derivatives.

The market values of rate lock commitments and delivery commitments are not readily ascertainable with precision because rate lock commitments and best efforts contracts are not actively traded in stand-alone markets. The Company determines the fair value of rate lock commitments, delivery contracts, and forward sales contracts of MBS by measuring the change in the value of the underlying asset, while taking into consideration the probability that the rate lock commitments will close or will be funded. Certain risks arise from the forward delivery contracts in that the counterparties to the contracts may not be able to meet the terms of the contracts. Additional risks inherent in mandatory delivery programs include the risk that, if the Company does not close the loans subject to rate lock commitments, it will still be obligated to deliver MBS to the counterparty under the forward sales agreements.

Income Taxes

Income taxes are accounted for using the balance sheet method in accordance with ASC 740, Accounting for Income Taxes. Per ASC 740, the objective is to (a) recognize the amount of taxes payable or refundable for the current year, and (b)

35

defer tax liabilities and assets for the future tax consequences of events that have been recognized in the financial statements or federal income tax returns. A net deferred tax asset or liability is determined based on the tax effects of the temporary differences between the book (i.e., financial statement) and tax bases of the various balance sheet assets and liabilities and gives current recognition to changes in tax rates and laws. Temporary differences are reversed in the period in which an amount or amounts become taxable or deductible. Interest and penalties, if any, related to uncertain tax positions are reported in income tax expense in the consolidated statements of operations.

A deferred tax liability is recognized for all temporary differences that will result in future taxable income; a deferred tax asset is recognized for all temporary differences that will result in future tax deductions, potentially reduced by a valuation allowance. A valuation allowance is recognized if, based on an analysis of available evidence, management determines that it is more likely than not that some portion or all of the deferred tax asset will not be realized. In making this assessment, all sources of taxable income available to realize the deferred tax asset are considered, including taxable income in prior carryback years, future releases of existing temporary differences, tax planning strategies, and future taxable income exclusive of reversing temporary differences and carryforwards. The predictability that future taxable income, exclusive of reversing temporary differences, will occur is the most subjective of these four sources. Additionally, cumulative losses in recent years, if any, are considered negative evidence that may be difficult to overcome to support a conclusion that future taxable income, exclusive of reversing temporary differences and carryforwards, is sufficient to realize a deferred tax asset. Adjustments to increase or decrease the valuation allowance are charged or credited, respectively, to income tax expense. The evaluation of the recoverability of deferred tax assets requires management to make significant judgments regarding the releases of temporary differences and future profitability, among other items. The Company concluded that, as of December 31, 2022 December 31, 2023, no valuation allowance was required on the Company's deferred tax asset.

Mortgage Servicing Rights ("MSR") assets

MSR assets represent the economic value associated with servicing a borrower during the life of the mortgage. The assets are separate from the underlying mortgage and may be retained or sold by the Company when the related mortgage is sold. In accordance with ASC 860-50, Transfers and Servicing, MSR assets are initially recognized at fair value and subsequently accounted for using either the amortization method or the fair value measurement method. On January 1, 2022, the Company changed its accounting method for MSR assets from the amortization method to the fair value measurement method. This change in accounting method, which was an irrevocable election, was prospective in nature and resulted in an after-tax difference in carrying values of its MSR assets under the two methods at the beginning of the year. Consequently, a positive \$3.5 million after-tax cumulative effect adjustment was recorded to stockholders' equity as of January 1, 2022.

34 36

Five Year Summary of Selected Financial Data

(Dollars and shares in thousands, except per share data)						As of and for the years ended December 31,				
	2022	2021	2020	2019	2018	2023	2022	2021	2020	2019

Income Statement Data:										
Interest income	127,47	103,54	54,46	30,88	22,43					
	\$ 6	\$ 6	\$ 0	\$ 8	\$ 7	\$ 168,995	\$ 121,652	\$ 103,546	\$ 54,460	\$ 30,888
Interest expense	17,085	11,065	9,950	9,520	5,152	75,954	17,085	11,065	9,950	9,520
Net interest income	110,39		44,51	21,36	17,28					
	1	92,481	0	8	5	93,041	104,567	92,481	44,510	21,368
Provision for loan losses			10,45							
	17,886	117	0	1,742	1,225					
Net interest income after provision for loan losses	92,505	92,364	0	6	0					
Provision for credit losses						22,323	25,687	117	10,450	1,742
Net interest income after provision for credit losses						70,718	78,880	92,364	34,060	19,626
Noninterest income			55,85	17,81						
	48,092	86,988	0	6	9,113	28,541	48,092	86,988	55,850	17,816
Noninterest expense	104,77	110,98	67,23	31,80	19,36					
	6	8	6	6	1	158,103	104,776	110,988	67,236	31,806
Income from continuing operations before income tax expense	35,821	68,364	4	5,636	5,812					
Income tax expense attributable to continuing operations	8,244	15,740	4,837	985	1,167					
Net income from continuing operations	27,577	52,624	7	4,651	4,645					
(Loss) income from continuing operations before income tax expense						(58,844)	22,196	68,364	22,674	5,636
Income tax (benefit) expense attributable to continuing operations						(7,071)	5,199	15,740	4,837	985
Net (loss) income from continuing operations						(51,773)	16,997	52,624	17,837	4,651
Net income (loss) from discontinued operations	337	(144)	(140)	(47)	(73)	—	337	(144)	(140)	(47)
Net income from discontinued operations attributable to noncontrolling interest	(1)	(3)	(1)	(24)	(13)	—	(1)	(3)	(1)	(24)
Net income attributable to Blue Ridge Bankshares, Inc.	\$ 27,913	\$ 52,477	\$ 6	\$ 4,580	\$ 4,559					
Net (loss) income attributable to Blue Ridge Bankshares, Inc.						\$ (51,773)	\$ 17,333	\$ 52,477	\$ 17,696	\$ 4,580
Per Common Share Data:										
Diluted EPS from continuing operations (1)	\$ 1.46	\$ 2.95	\$ 2.07	\$ 0.74	\$ 1.09					
Diluted (loss) earnings per share from continuing operations (1)						\$ (2.73)	\$ 0.90	\$ 2.95	\$ 2.07	\$ 0.74
Dividends declared per share (1)			0.285	0.380	0.360					
(2)	0.4900	0.4350	0	0	0	0.245	0.490	0.435	0.285	0.380
Book value per common share (1)	13.69	14.76	12.61	10.88	9.41	9.69	13.13	14.76	12.61	10.88
Balance Sheet Data:										

Total assets	3,141, \$ 045	2,665, \$ 139	1,498, \$ 258	960,8 \$ 11	539,5 \$ 90	\$ 3,117,554	\$ 3,130,465	\$ 2,665,139	\$ 1,498,258	\$ 960,811
Loans held for investment, gross (including PPP loans)	2,411, 059	1,807, 578	1,016, 694	646,8 34	414,8 68	2,430,947	2,411,059	1,807,578	1,016,694	646,834
Loans held for sale	69,534	121,94 3	152,9 31	55,64 6	29,23 3	46,337	69,534	121,943	152,931	55,646
Securities	399,37 4	396,05 0	120,6 48	128,8 97	58,75 0	352,607	399,374	396,050	120,648	128,897
Total deposits	2,502, 507	2,297, 771	945,1 09	722,0 30	415,0 27	2,566,032	2,502,507	2,297,771	945,109	722,030
Subordinated notes, net	39,920	39,986	24,50 6	9,800	9,766	39,855	39,920	39,986	24,506	9,800
FHLB borrowings	311,70 0	10,111	115,0 00	124,8 00	73,10 0	210,000	311,700	10,111	115,000	124,800
FRB borrowings	51	17,901	281,6 50	—	—	65,000	51	17,901	281,650	—
Stockholders' equity	259,37 3	277,13 9	108,2 00	92,33 7	39,62 1	185,989	248,793	277,139	108,200	92,337
Weighted average common shares outstanding - basic (1)	18,811	17,841	8,535	6,221	4,169	18,939	18,811	17,841	8,535	6,221
Weighted average common shares outstanding - diluted (1)	18,825	17,851	8,535	6,221	4,169	18,939	18,825	17,851	8,535	6,221
Financial Ratios:										
Return on average assets	0.99 %	1.86 %	1.44 %	0.61 %	0.95 %	(1.60) %	0.61 %	1.86 %	1.44 %	0.61 %
Return on average equity	10.58 %	21.50 %	17.65 %	6.94 %	12.02 %	(23.13) %	6.57 %	21.50 %	17.65 %	6.94 %
Net interest margin	4.22 %	3.51 %	3.49 %	3.34 %	3.88 %	3.07 %	4.00 %	3.51 %	3.49 %	3.34 %
Efficiency ratio	66.11 %	62.15 %	67.49 %	81.78 %	74.66 %	130.04 %	68.63 %	62.15 %	67.49 %	81.78 %
Dividend payout ratio	33.56 %	14.80 %	13.75 %	51.61 %	32.92 %	(8.97) %	54.44 %	14.80 %	13.75 %	51.61 %
Capital and Credit Quality Ratios:										
Average equity to average assets	9.34 %	8.65 %	7.08 %	8.79 %	7.89 %	6.92 %	9.34 %	8.65 %	7.08 %	8.79 %
Allowance for loan losses to loans held for investment, excluding PPP loans	0.96 %	0.68 %	1.90 %	0.71 %	0.86 %					
Allowance for credit losses to loans held for investment, excluding PPP loans						1.48 %	1.28 %	0.68 %	1.90 %	0.71 %
Nonperforming loans to total assets	0.59 %	0.60 %	0.44 %	0.54 %	1.39 %	2.02 %	2.69 %	0.60 %	0.44 %	0.54 %
Nonperforming assets to total assets	0.60 %	0.61 %	0.44 %	0.54 %	1.42 %	2.02 %	2.70 %	0.61 %	0.44 %	0.54 %
Net charge-offs to total loans held for investment	0.30 %	0.10 %	0.12 %	0.12 %	0.11 %	1.13 %	0.30 %	0.10 %	0.12 %	0.12 %
(1) Share and per share figures have been adjusted for all periods presented to reflect the Company's 3-for-2 stock split effective April 30, 2021.	(1) Share and per share figures have been adjusted for all periods presented to reflect the Company's 3-for-2 stock split effective April 30, 2021.					(1) Share and per share figures have been adjusted for all periods presented to reflect the Company's 3-for-2 stock split effective April 30, 2021.				

(2) Beginning in the fourth quarter of 2020, the quarterly dividends have been declared and paid subsequent to the applicable quarter-end.	(2) Beginning in the fourth quarter of 2020, the quarterly dividends have been declared and paid subsequent to the applicable quarter-end.	(2) Beginning in the fourth quarter of 2020, the quarterly dividends have been declared and paid subsequent to the applicable quarter-end.
--	--	--

Comparison of Results of Operations for the Years Ended December 31, 2022December 31, 2023 and 20212022

This section of this Form 10-K generally discusses 20222023 and 20212022 events and results and year-to-year comparisons between 20222023 and 20212022. Discussions of 20202021 items and year-to-year comparisons between 20212022 and 20202021 that are not included in this Form 10-K can be found in “Management’s Discussion and Analysis of Financial Condition and Results of Operations” in Part II, Item 7 of the Company’s Annual Report on Form 10-K, as amended, for the fiscal year ended December 31, 2021December 31, 2022.

For the year ended December 31, 2022December 31, 2023, the Company reported a net loss from continuing operations of \$51.8 million compared to net income from continuing operations of \$27.5 million compared to \$52.6 million reported \$17.0 million for 2021, 2022. Basic and diluted (loss) earnings per share from continuing operations were \$1.46 (\$2.73) for 20222023 compared to \$2.95\$0.90 for 2021, 2022.

The net loss of \$51.8 million for the year ended December 31, 2023 included an after-tax goodwill impairment charge of \$26.8 million and a \$4.8 million after-tax settlement reserve for the ESOP litigation assumed in the 2019 acquisition of VCB.

Net Interest Income. Net interest income is the excess of interest earned on loans, investments, and other interest-earning assets over the interest paid on deposits and borrowings and is the Company’s primary revenue source. Net interest income is thereby affected by overall balance sheet growth, changes in interest rates, and changes in the mix of investments, loans, deposits, and borrowings.

The following table presents the average balance sheets for each of the years ended December 31, 2022December 31, 2023, 2021, 2022, and 2020, 2021. In addition, the amounts of interest earned on interest-earning assets, with related taxable equivalent yields, and interest expense on interest-bearing liabilities, with related rates, are presented.

	For the Years Ended December 31,						For the Years Ended December 31,					
	2022			2021			2023			2022		
	2020			2021			2021			2021		
	Ave	Yi		Ave	Yi		Ave	Yi		Ave	Yi	
	rag	el		rag	el		rag	el		rag	el	
	e	d/		e	d/		e	d/		e	d/	
	Bal	Inte	R	Bal	Inte	R	Bal	Int	R	Bal	Int	R
(Dollars in thousands)	anc	res	at	anc	res	at	anc	ere	at	anc	ere	at
	e	t	e	e	t	e	e	st	e	e	st	e
Assets:												

Taxable securities	3			3			1																	
	8	8		0	5		0	2																
	6,	,	2	4,	,	1	6,	,	2															
	3	7	.	6	1	.	2	5	.															
	6	4	2	8	9	7	2	8	4															
	\$ 3	\$ 4	6%	\$ 5	\$ 2	0%	\$ 8	\$ 2	3%	\$	358,122	\$	10,120	2.83 %	\$	386,363	\$	8,744	2.26 %	\$	304,685	\$	5,192	1.70 %
Tax-exempt securities (1)	2			1																				
	0,		2	2,		2	6,		2															
	5	4	.	5	3	.	1	1	.															
	6	2	0	1	0	4	7	7	8															
	2	3	6%	8	2	1%	5	8	8%															
										17,386		403	2.32 %		20,562		423	2.06 %		12,518		302	2.41 %	
Total securities	4			3			1																	
	0	9		1	5		1	2																
	6,	,	2	7,	,	1	2,	,	2															
	9	1	.	2	4	.	4	7	.															
	2	6	2	0	9	7	0	6	4															
	5	7	5%	3	4	3%	3	0	6%	375,508		10,523	2.80 %		406,925		9,167	2.25 %		317,203		5,494	1.73 %	
Interest-earning deposits in other banks				1			1																	
	8	1		1			0																	
	3,	,	1	4,		0	8,		0															
	5	2	.	3	1	.	5	1	.															
	4	0	4	1	3	1	8	6	1															
	4	8	5%	6	5	2%	7	9	6%	119,361		5,367	4.50 %		83,544		1,208	1.45 %		114,316		135	0.12 %	
Federal funds sold	3			4																				
	3,		1	5,		0			0															
	9	3	.	3		.	5		.															
	8	6	0	1	4	1	9		3															
	9	4	7%	4	7	0%	6	2	4%															
										5,086		253	4.97 %		33,989		364	1.07 %		45,314		47	0.10 %	
Loans held for sale				1			1																	
	4	1		4	4		4	3																
	4,	,	3	5,	,	2	0,	,	2															
	5	4	.	0	1	.	4	9	.															
	4	9	3	7	6	8	9	2	7															
	3	4	5%	5	2	7%	6	2	9%	56,951		1,554	2.73 %		44,543		1,494	3.35 %		145,075		4,162	2.87 %	
Paycheck Protection Program loans (2)				3	1		2	1																
	1			5	7		3	0																
	8,		2	1,	,	4	7,	,	4															
	2	5	.	1	3	.	2	3	.															
	2	3	9	7	1	9	2	4	3															
	4	5	4%	9	1	3%	9	7	6%	7,354		26	0.35 %		18,224		535	2.94 %		351,179		17,311	4.93 %	
Loans held for investment (including loan fees) (2,3,4)	2,	1		1,																				
	0	1		6	7		6	3																
	2	4		5	6		7	7																
	8,	,	5	9,	,	4	5,	,	5															
	8	7	.	8	4	.	2	2	.															
	2	9	6	4	6	6	2	9	5															
	8	7	6%	5	0	1%	6	1	2%	2,469,806		151,362	6.13 %		2,028,828		108,972	5.37 %		1,659,845		76,460	4.61 %	

[illegible]

Total interest-bearing deposits	1,		1,															
	5	1	4			6												
	4	1	4	6		0	6											
	4,	,	0	8,	,	0	8,	,	1									
	3	2	.	8	4	.	6	2	.									
	8	6	7	8	3	4	7	4	0									
	9	0	3%	9	7	4%	5	6	3%	1,964,187	59,969	3.05 %	1,544,389	11,260	0.73 %	1,448,889	6,437	0.44 %
FHLB borrowings (6)	1		1			1												
	1	3		4	1		2	1										
	3,	,	3	7,	,	0	1,	,	1									
	4	4	.	9	2	.	0	6	.									
	7	9	0	1	1	8	3	5	3									
FRB borrowings	8	7	8%	9	1	2%	3	4	7%	263,259	11,782	4.48 %	113,478	3,497	3.08 %	147,919	1,211	0.82 %
				2			2											
				4			2											
	4,		2	5,		0	3,		0									
	8	1	.	1	7	.	8	7	.									
Subordinated notes (7)	8	1	3	9	9	3	6	8	3									
	1	4	4%	6	0	2%	9	5	5%	41,672	1,992	4.78 %	4,881	114	2.34 %	245,196	790	0.32 %
	3	2		4	2		2	1										
	9,	,	5	6,	,	5	3,	,	5									
	9	2	.	2	6	.	5	2	.									
Total average interest-bearing liabilities	5	1	5	2	2	6	6	6	3									
	3	5	4%	6	7	8%	6	5	7%	39,899	2,210	5.54 %	39,953	2,215	5.54 %	46,226	2,627	5.68 %
	1,			1,														
Noninterest-bearing demand deposits	7	1		8	1		9											
	0	7		8			7	9										
	2,	,	1	8,	,	0	7,	,	1									
	7	0	.	2	0	.	1	9	.									
	0	8	0	3	6	5	4	5	0									
Other noninterest-bearing liabilities	1	6	0%	0	5	9%	3	0	2%	2,309,017	75,953	3.29 %	1,702,701	17,086	1.00 %	1,888,230	11,065	0.59 %
	8			6			2											
	2			5			8											
	1,			8,			3,											
	2			0			1											
Stockholders' equity	0			6			8											
	8			3			6			661,053			821,208			658,063		
	3			3			1											
	7,			0,			5,											
	0			7			3											
Total average interest-bearing liabilities	4			0			5											
	2			0			8			40,963			37,042			30,700		
	2			2														
	6			4			9											
	3,			4,			7,											
Total average interest-bearing liabilities	8			1			1											
	8			2			5											
	1			5			1			223,840			263,881			244,125		

The following table presents the changes in interest income and interest expense due to changes in average assets and liability balances and changes in rates earned on assets and paid on liabilities for the periods stated.

	2022 compared to 2021			2021 compared to 2020			2023 compared to 2022			2022 compared to 2021		
	Increase/ (Decrease) Due to (1)			Increase/ (Decrease) Due to (1)			Increase/ (Decrease) Due to (1)			Increase/ (Decrease) Due to (1)		
	Total Increase/ (Decrease) Due to (1)			Total Increase/ (Decrease) Due to (1)			Total Increase/ (Decrease) Due to (1)			Total Increase/ (Decrease) Due to (1)		
	Volume	Rate	Creation	Volume	Rate	Creation	Volume	Rate	(Decrease)	Volume	Rate	(Decrease)
(Dollars in thousands)												
Interest Income												
Taxable securities	1,399	2,015	4,261	4,261	(2,142)	2,119	\$ (639)	\$ 2,015	\$ 1,376	\$ 1,392	\$ 2,160	\$ 3,552
Tax-exempt securities	194	(72)	122	122	(59)	183	(65)	46	(19)	194	(72)	122
Interest-earning deposits in other banks	1,074	1,110	4,159	4,159	(36)	4,195	518	3,641	4,159	(36)	1,110	1,074
Federal funds sold	318	198	111	111	(12)	330	(309)	198	(111)	(12)	330	318
Loans held for sale	2,416	(356)	60	2,884	213	(2,671)	416	(356)	60	(2,884)	213	(2,671)
Paycheck Protection Program loans	1,319	(190)	(509)	(16,413)	(364)	(16,777)	(319)	(190)	(509)	(16,413)	(364)	(16,777)
Loans held for investment	1,699	1,387	4,520	4,520	5,201	1,699	23,686	18,703	42,389	16,996	15,517	32,513
Total interest income	2,496	4,499	1,319	2,496	(1,319)	1,177	\$ 23,288	\$ 24,057	\$ 47,345	\$ (763)	\$ 18,894	\$ 18,131
Interest Expense												

Interest-bearing demand, money market deposits, and savings	4,555	2,538	(1,466)	75		\$ 1	\$ 0	\$ 1	\$ 5	46)	\$ 9	\$ 1,286	\$ 28,285	\$ 29,571	\$ 551	\$ 4,830	\$ 5,381
Time deposits	5,	(94)	0	(593)	1)	4	57)	4	32)	68)		2,017	17,122	19,139	(991)	434	(557)
FHLB borrowings	2,	(258)	2,	36	2)	8	6	7	10)	43)		4,616	3,669	8,285	(282)	2,568	2,286
FRB borrowings	(77)	79	(67)	(750)	5							860	1,018	1,878	(775)	98	(677)
Subordinated notes	1,	(356)	2	1,	36	6)	5)	11)	8	4	2	(3)	(2)	(5)	(356)	(55)	(411)
Total interest expense	(17,855)	7,025	9,	1,	113)	3)	5	\$ 2	9	14)	5	8,776	50,092	58,868	(1,853)	7,875	6,022
Change in Net Interest Income	1,	6,	17	5,	(748)	9	4	,9	1	,5	,0	\$ 0	\$ 5	\$ 35	\$ 3	\$ 10)	\$ 03
												\$ 14,512	\$ (26,035)	\$ (11,523)	\$ 1,090	\$ 11,019	\$ 12,109

(1) Change in income/expense due to both volume and rate has been allocated in proportion to the absolute dollar amounts of the change in each.

Average interest-earning assets were **\$2.62 billion** **\$3.03 billion** for the year ended **December 31, 2022** **December 31, 2023** compared to **\$2.63 billion** **\$2.62 billion** for the same period of **2021**, **2022**, a **\$16.9 million decrease**. Growth **\$418.0 million increase**. This increase was primarily attributable to growth in average balances of loans held for investment, excluding PPP loans, was **\$369.0 million** for **2022**, partially attributable which increased **\$441.0 million** in the **2023** period compared to the Company's investment in its government guaranteed, middle market, and specialized lending teams, which drove approximately 30% of this growth. This growth was **2022** period, partially offset by lower average balances of PPP loans in the **2022** period (**\$18.2 million**) compared to the **2021** period (**\$351.2 million**). federal funds sold and total securities. Total interest income (on a taxable equivalent basis) increased by **\$24.0 million** **\$47.3 million** to **\$127.6 million** **\$169.1 million** for the year ended **December 31, 2022** **December 31, 2023** compared to the same period of **2021**, year ended **2022**. This increase was primarily due to higher average balances of and yields on loans held for investments, excluding PPP loans, partially offset by lower average balances of PPP loans. Processing fees, net of costs, and interest income earned by the Company for PPP loans for the years ended **December 31, 2022** and **2021** were **\$535 thousand** and **\$17.3 million**, respectively. Interest income in **2022** **2023** and **2021** **2022** included accretion of fair value adjustments (discounts) on acquired loans of **\$7.4 million** **\$2.6 million** and **\$2.0 million** **\$7.4 million**, respectively.

Average interest-bearing liabilities were **\$1.70 billion** **\$2.31 billion** for the year ended **December 31, 2022** **December 31, 2023** compared to **\$1.89 billion** **\$1.70 billion** for the same period of **2021**, **2022**, a **\$185.5 million decrease**. Most of **\$606.3 million increase**. Of this decrease increase, **\$419.8 million** was attributable to lower average balances of Federal Reserve Bank of Richmond ("FRB") and FHLB borrowings and time deposits, partially offset by higher average balances of non-maturity interest-bearing deposits. deposits including time deposits, of which **\$116.4 million** was attributable to average balances of brokered deposits, while **\$149.8 million** was attributable to higher average balances of FHLB advances. Average fintech-related deposit balances were **\$653.2 million** and **\$395.9 million** for the years ended **December 31, 2023** and **December 31, 2022**, respectively. Interest expense increased by **\$6.0 million** **\$58.9 million** to **\$17.1 million** **\$76.0**

million for the year ended December 31, 2022 December 31, 2023 compared to 2021, the 2022 period. Higher interest expense was primarily attributable to higher rates paid on interest-bearing liabilities (except for subordinated notes), particularly deposits related to the Bank's fintech relationships, operations, due

38

to significant increases in market interest rates throughout 2022, 2023. The interest rate for the majority of the fintech-related accounts are index-priced, with the index being the federal funds rate. The cost of fintech-related deposits was 3.82% in 2023, while the cost of core deposits (also excluding brokered deposits) was 2.03% in the same period. Brokered time deposits also contributed to the higher interest expense in the 2023 period in the amount of \$14.5 million. The cost of average interest-bearing liabilities increased to 3.29% in 2023 from 1.00% in 2022, from 0.59% in 2021, while the cost of funds increased to 2.56% in 2023 from 0.68% in 2022 from 0.43% in 2021, 2022. Interest expense in the 2022 2023 and 2021 2022 periods included the amortization of fair value adjustments (premium) on assumed time deposits of \$1.5 million \$0.8 million and \$3.2 million \$1.5 million, respectively, which was a reduction to interest expense.

Net interest income (on a taxable equivalent basis) was \$110.5 million \$93.1 million for the year ended December 31, 2022 December 31, 2023 compared to \$92.5 million \$104.7 million for the year ended December 31, 2021 December 31, 2022, while net interest margin was 4.22% 3.07% and 3.51% 4.00% for the same respective periods. Accretion and amortization of purchase accounting adjustments had a 12 basis point and 35 basis point positive effect on net interest margin for the same respective periods. The increase decrease in net interest income in 2022 2023 was primarily due to significant loan growth, higher loan rates on deposits, primarily fintech-related accounts and other interest-earning asset yields, a positive shift in the mix of interest-earning assets, and favorable purchase accounting adjustments, partially offset by higher funding costs and lower PPP-related income, brokered deposits. The Company anticipates that funding costs will continue to rise in 2024, as net interest income and net interest margin will be negatively affected if by two likely events. The Company expects potential repricing of existing core time deposits in a higher interest rate environment. Additionally, the Company anticipates higher funding costs continue as the Company substantially exits its fintech BaaS operations and seeks to rise attract core deposits in 2023, an extremely competitive market.

39

Provision for Loan Credit Losses. The provision for loan credit losses was \$17.9 million \$22.3 million for the year ended December 31, 2022 December 31, 2023 compared to \$117 thousand \$25.7 million for the year ended December 31, 2021 December 31, 2022, an increase a decrease of \$17.8 million \$3.4 million. The increase Provision for credit losses in the 2023 period was primarily composed of specific reserves on the previously noted group of specialty finance loans, partially offset by a credit to provision for loan credit losses during on unfunded commitments, as the Company actively worked to reduce these balances. Provision for credit losses in the 2022 period was primarily due to reserves for loan growth, excluding PPP loans, of \$621.9 million, specific reserves on specialty finance loans, and qualitative loss factor adjustments, primarily due to changes in economic conditions, and higher specific reserves for impaired loans, conditions.

Noninterest Income. The following table provides detail for noninterest income and changes for the periods stated.

	For the years ended December 31,				For the years ended December 31,			
	2022	2021	Change \$	Change %	2023	2022	Change \$	Change %
(Dollars in thousands)								
Fair value adjustments of other equity investments	9,30	7,31		27.20 %				(101.18 %)
	\$ 6	\$ 6	\$ 1,990		\$ (110)	\$ 9,306	\$ (9,416)	
Gain on sale of Paycheck Protection Program loans		24,3	(24,3)	(100.0 %)				
	—	15	15)	0				
Residential mortgage banking income, net	12,6	28,6	(16,0	(55.95 %)				
	09	24	15)					

Mortgage servicing rights	8,03	8,39		(4.29 %)				
	8	8	(360)					
Gain on termination of interest rate swaps		6,22	(6,22)	(100.0 %)				
	—	1	1)	0				
Loss on sale of other equity investments					(1,636)	—	(1,636)	(100.00 %)
Residential mortgage banking income, including MSRs					10,000	20,647	(10,647)	(51.57 %)
Gain on sale of guaranteed government loans	4,73	2,00		136.1 %				20.49 %
	4	5	2,729	1	5,704	4,734	970	
Wealth and trust management	1,76	2,37		(25.45 %)				3.96 %
	9	3	(604)		1,839	1,769	70	
Service charges on deposit accounts	1,28	1,46		(11.95 %)				10.40 %
	9	4	(175)		1,423	1,289	134	
Increase in cash surrender value of bank owned life insurance	1,34			44.64 %				(11.35 %)
	8	932	416		1,195	1,348	(153)	
Bank and purchase card, net	2,24	1,80		24.10 %				(23.97 %)
	0	5	435		1,703	2,240	(537)	
Other	6,75	3,53		91.20 %				24.62 %
	9	5	3,224		8,423	6,759	1,664	
Total noninterest income	48,0	86,9	(38,8)	(44.71 %)				(40.65 %)
	\$ 92	\$ 88	\$ 96)		\$ 28,541	\$ 48,092	\$ (19,551)	

The Company's primary noninterest income sources include residential mortgage banking income, which includes gains on sales of mortgages, mortgage servicing income, gains on the sale of government guaranteed loans, and wealth and trust management fees. Noninterest income totaled \$48.1 million and \$87.0 million for the years ended December 31, 2022 and 2021, respectively. The lower Lower noninterest income in 2022 2023 compared to 2021 2022 was primarily attributable to lower residential mortgage banking income, including MSRs, which was driven by lower mortgage volumes sold into the secondary market in the 2023 period (\$315.5 million) compared to the 2022 period (\$404.7 594.9 million) compared to the 2021 period (\$1.18 billion) as a result of significant increases in market interest rates throughout 2022. Also contributing to the decline in noninterest residential mortgage banking income was a \$24.3 million gain on the sale of PPP loans and a \$6.2 million gain on the termination of interest rate swaps that hedged interest rates on certain FHLB advances, both of were fair value adjustments to MSR assets, which were 2021 transactions, a negative \$2.8 million in the 2023 period compared to a positive \$2.2 million in the 2022 period. Fair value adjustments attributable to certain are primarily driven by market interest rates and related assumptions. Fair value adjustments of other equity investments, primarily direct which consist of equity investments in fintech companies and other limited partnership investments, were \$9.3 million and \$7.3 million lower in 2023 compared 2022. In 2023, the Company sold its equity investment in a fintech company resulting in a loss of \$1.6 million; however it realized a gain of \$4.2 million over the period the investment was held. Higher other noninterest income in the 2023 period was primarily attributable to fee income associated with fintech lending operations, which increased \$2.2 million in the 2023 period compared to the 2022 and 2021 periods, respectively.

period.

Noninterest Expense. The following table provides detail for noninterest expense and changes for the periods stated.

	For the years ended December 31,				For the years ended December 31,			
	2022	2021	Change \$	Change %	2023	2022	Change \$	Change %
(Dollars in thousands)								
Salaries and employee benefits	56,00	61,48						
	\$ 6	\$ 1	\$ (5,475)	(8.91 %)	\$ 58,158	\$ 56,006	\$ 2,152	3.84 %

Occupancy and equipment	5,916	6,413	(497)	(7.75 %)	6,506	5,916	590	9.97 %
Data processing	4,593	4,233	360	8.50 %	5,686	4,593	1,093	23.80 %
Legal and regulatory filing	3,004	1,736	1,268	73.04 %				
Legal and regulatory filings					4,613	3,004	1,609	53.56 %
Advertising and marketing	1,460	1,364	96	7.04 %	1,157	1,460	(303)	(20.75 %)
Communications	3,825	2,810	1,015	36.12 %	4,410	3,825	585	15.29 %
Audit and accounting fees	1,304	902	402	44.57 %	2,821	1,304	1,517	116.33 %
FDIC insurance	1,340	1,014	326	32.15 %	5,059	1,340	3,719	277.54 %
Intangible amortization	1,525	1,671	(146)	(8.74 %)	1,295	1,525	(230)	(15.08 %)
Other contractual services	3,137	2,783	354	12.72 %	7,713	3,137	4,576	145.87 %
Other taxes and assessments	2,668	2,607	61	2.34 %	3,216	2,668	548	20.54 %
Regulatory remediation	7,442	—	7,442	100.00 %	10,459	7,442	3,017	40.54 %
Merger-related	50	11,868	(11,818)	(99.58 %)	—	50	(50)	(100.00 %)
Goodwill impairment					26,826	—	26,826	100.00 %
ESOP litigation					6,000	—	6,000	100.00 %
Other	12,506	12,106	400	3.30 %	14,184	12,506	1,678	13.42 %
Total noninterest expense	\$ 76	\$ 88	\$ (6,212)	(5.60 %)	\$ 158,103	\$ 104,776	\$ 53,327	50.90 %

Noninterest expense totaled \$104.8 million, \$158.1 million and \$111.0 million, \$104.8 million for the years ended December 31, 2022, December 31, 2023 and 2021, 2022, respectively. Regulatory remediation expenses incurred in 2022 consisted primarily of consulting and legal fees associated with Excluding the Written Agreement. Excluding merger-related \$26.8 million goodwill impairment charge, the \$6.0 million settlement reserve for the VCB ESOP litigation, and regulatory remediation expenses, noninterest expense decreased \$1.8 million, increased \$17.5 million, or 18.0%, for the year ended December 31, 2022, December 31, 2023 compared to the same period in 2021. Lower noninterest expense for the 2022 period was primarily attributable to lower salaries and employee benefit expenses in the Company's mortgage division due to reduced headcount and lower commissions, partially offset by year ended 2022. Higher salaries and employee benefits in the 2023 period was primarily due to greater headcount of compliance and other expenses related risk personnel to support fintech operations and the addition of commercial lenders and support personnel, primarily leadership personnel. Higher other contractual services expense in the Company's government guaranteed, middle market, 2023 period was primarily due to outsourced BSA/AML and specialized lending teams, and personnel other compliance services as the Bank augmented its compliance staff primarily to support the fintech business. The increase in operations. Higher legal and regulatory filing expenses costs in 2022, 2023 were primarily due to the defense of the VCB ESOP litigation, which totaled approximately \$2.0 million, and the work-out of certain specialty finance loans. Higher audit and accounting fees in the 2023 period were primarily due to outsourced internal audits and assessments related to fintech operations. Higher FDIC insurance expense relative to the prior period was primarily related due to legal costs incurred for loan origination and on corporate, employee benefit plans balance sheet growth and other employment matters, factors such as lower profitability and regulatory capital levels, which increase the insurance assessment rate.

Income Tax Expense. For the year ended December 31, 2022 December 31, 2023, provision for the Company recorded an income taxes was \$8.3 million tax benefit of \$7.1 million (effective income tax rate of 23.0% 12.0%) compared to \$15.7 million income tax expense of \$5.3 million (effective income tax rate of 23.0% 23.3%) for the same period of 2021.2022. The lower effective income tax rate in the 2023 period was primarily attributable to the \$26.8 million goodwill impairment charge, which was not tax deductible.

Analysis of Financial Condition

All loan portfolio and ACL information presented as of and for the year ended December 31, 2023 is in accordance with ASC 326. All loan information presented prior to this period is presented in accordance with previously applicable GAAP. As a result, the presentation of information pre-ASC 326 and post-ASC 326 adoption will not be comparable for most disclosures.

Loan Portfolio. The Company makes loans to individuals as well as to and commercial entities. Specific loan Loan terms vary as to interest rate and repayment and collateral requirements based on the type of loan requested and the creditworthiness of the prospective borrower. Credit risk tends to be geographically concentrated in that a majority of the loan customers are located in the markets serviced by the Bank. Company; however, the loans contributing to the increase in nonperforming assets and the ACL beginning in 2022 were primarily to borrowers outside of the Company's primary geographic footprint. All loans are underwritten within specific lending policy guidelines that are designed to maximize the Company's profitability within an acceptable level of credit and business risk.

40

The following table presents the Company's loan portfolio by category of loan and the percentage of loans in each category to total loans as of the dates stated.

	December 31,				December 31,			
	2022		2021		2023		2022	
	Amount	Perc ent	Amount	Perc ent	Amount	Percent	Amount	Percent
(Dollars in thousands)								
Commercial and industrial	590,04		320,82					
	\$ 9	24.4 %	\$ 7	17.7 %	\$ 506,558	20.9 %	\$ 590,049	24.4 %
Paycheck Protection Program	11,967	0.5 %	30,742	1.7 %	2,386	0.1 %	11,967	0.5 %
Real estate – construction, commercial	183,30		146,52					
	1	7.6 %	3	8.1 %	180,052	7.4 %	183,301	7.6 %
Real estate – construction, residential	76,599	3.2 %	58,857	3.3 %	75,832	3.1 %	76,599	3.2 %
Real estate – mortgage, commercial	864,98		701,50					
	9	35.8 %	3	38.8 %	870,540	35.8 %	864,989	35.8 %
Real estate – mortgage, residential	631,77		493,98					
	2	26.2 %	2	27.3 %	730,110	30.1 %	631,772	26.2 %
Real estate – mortgage, farmland	6,599	0.3 %	6,173	0.3 %	5,470	0.2 %	6,599	0.3 %
Consumer	47,423	2.0 %	49,877	2.8 %	59,169	2.4 %	47,423	2.0 %
Gross loans	2,412,	100.	1,808,	100.				
	699	0 %	484	0 %				
Gross loans held for investment					2,430,117	100.0 %	2,412,699	100.0 %
Less: deferred loan fees, net of costs	(1,640)		(906)		830		(1,640)	
Gross loans, net of deferred loan fees	2,411,		1,807,					
	059		578					
Less: Allowance for loan losses	(22.93		(12.12					
	9)		1)					

Gross loans held for investment, net of deferred loan fees			2,430,947	2,411,059
Less: Allowance for credit losses			(35,983)	(30,740)
Net loans	2,388,	1,795,		
	\$ 120	\$ 457	\$ 2,394,964	\$ 2,380,319
Loans held for sale (not included in totals above)		121,94		
	\$ 69,534	\$ 3	\$ 46,337	\$ 69,534

41

The following table presents the Company's portfolio of commercial real estate mortgages by property type as of the date stated.

	December 31, 2023	
(Dollars in thousands)	Amount	Percent
Commercial real estate - owner occupied	\$ 210,233	24.1 %
Commercial real estate - non-owner occupied		
Multifamily	162,888	18.7 %
Hospitality	136,679	15.7 %
Retail	118,638	13.6 %
Office	71,717	8.2 %
Mixed use	54,590	6.3 %
Warehouse and industrial	40,643	4.7 %
Other	75,152	8.6 %
Total real estate - mortgage, commercial	\$ 870,540	100.0 %

42

The following table presents the remaining maturities, based on contractual maturity, by loan type and by rate type (variable or fixed) as of **December 31, 2022** **December 31, 2023**.

Variable rate	Fixed rate	Variable rate	Fixed rate
---------------	------------	---------------	------------

[illegible]

Ratio of net charge-offs to average loans outstanding during period:

Commercial and industrial	0.98 %	0.32 %
Real estate – construction	0.06 %	0.10 %
Real estate – mortgage	0.11 %	0.00 %
Consumer	1.04 %	0.32 %
Total loans	0.34 %	0.10 %

(Dollars in thousands)	For the years ended December 31,	
	2023	2022
Allowance for credit losses, beginning of period	\$ 30,740	\$ 12,121
Impact of ASC 326 Adoption	7,418	—
Charge-offs		
Commercial	(27,874)	(6,632)
Consumer	(3,945)	(1,819)
Total charge-offs	(31,819)	(8,451)
Recoveries		
Commercial	3,984	828
Consumer	867	555
Total recoveries	4,851	1,383
Net charge-offs	(26,968)	(7,068)
Provision for credit losses - loans	24,703	25,687
Allowance for credit losses, end of period	\$ 35,893	\$ 30,740
Ratio of net charge-offs to average loans outstanding during period:		
Commercial	1.00 %	0.30 %
Consumer	3.89 %	1.78 %
Total loans	1.09 %	0.34 %

The \$3.7 million and \$1.7 million adoption of ASC 326 on January 1, 2023 resulted in a \$7.4 million increase in the ACL. Provision for credit losses in both the 2023 and 2022 periods were primarily attributable to specific reserves for specialty finance loans that were originated in commercial 2022. The Company ceased making loans identified as specialty finance in late 2022. As of December 31, 2023 and industrial 2022, carrying values of specialty finance loans totaled \$34.2 million and \$65.7 million, respectively, with specific reserves of \$9.6 million and \$11.4 million, respectively, as of the same dates. Net loan and real estate - mortgage charge-offs respectively, were \$27.0 million for the year ended December 31, 2023, compared to \$7.1 million for the year ended December 31, 2022. The increase in net charge-offs in the 2023 period was primarily due attributable to charge-offs of loans to a single borrower. The Company does not anticipate any additional charge-offs attributable to this borrower in future periods.

Management believes that the Company's allowance for loan losses was adequate as of December 31, 2022. There can be no assurance that adjustments to the allowance for loan losses will not be required in the future. Changes in the economic assumptions underlying management's estimates and judgments; adverse developments in the economy, on a national basis or in the Company's market area; or changes in the circumstances of particular borrowers are criteria that could require adjustments to the provision for loan losses. In addition, various regulatory agencies, as an integral part of their examination process, periodically review the Company's allowance for loan losses. Such agencies may require the Company to record additions to the allowance for loan losses based on their judgments of information available to them at the time of their examination. specialty finance loans.

The allowance for loan losses ACL includes specific reserves for individually evaluated loans and a general components allowance applicable to all loan categories; however, management has allocated the allowance ACL by loan type to provide an indication of the relative risk characteristics of the loan portfolio. The allocation is an estimate and should not be interpreted as an indication that charge-offs will occur in these amounts or that the allocation indicates future trends, and does not restrict the usage of the allowance for any specific loan or category.

The following table presents the allocation of the allowance for loan losses ACL by loan category and the percentage of loans in each category to total loans as of the dates stated.

	December 31,				December 31,			
	2022	% of Loans	2021	% of Loans	2023	% of Loans	2022	% of Loans
<i>(Dollars in thousands)</i>								
Commercial and industrial	\$ 15,272	24.4 %	\$ 2,859	17.7 %	\$ 13,787	20.9 %	\$ 23,073	24.4 %
Paycheck Protection Program	—	0.5 %	—	1.7 %	—	0.1 %	—	0.5 %
Real estate – construction, commercial	1,637	7.6 %	895	8.1 %	4,024	7.4 %	1,637	7.6 %
Real estate – construction, residential	628	3.2 %	21	3.3 %	1,094	3.1 %	628	3.2 %
Real estate – mortgage, commercial	2,356	35.8 %	4,294	38.8 %	9,929	35.8 %	2,356	35.8 %
Real estate – mortgage, residential	1,760	26.2 %	1,493	27.3 %	6,286	30.1 %	1,760	26.2 %
Real estate – mortgage, farmland	4	0.3 %	18	0.3 %	15	0.2 %	4	0.3 %
Consumer	1,282	2.0 %	2,541	2.8 %	758	2.4 %	1,282	2.0 %
	<u>\$ 22,939</u>	<u>100.0 %</u>	<u>\$ 12,121</u>	<u>100.0 %</u>				
Total	\$ 35,893	100.0 %	\$ 30,740	100.0 %				

44

The Company does not carry an allowance for loan credit losses on PPP loans as they are fully guaranteed by the U.S. government. In future periods, the Company may be required to establish an allowance for loan losses for these loans, which would result in a provision for loan losses charged to earnings.

Nonperforming Assets. The following table presents a summary of nonperforming assets and various measures as of the dates stated.

	December 31,		December 31,	
	2022	2021	2023	2022
<i>(Dollars in thousands)</i>				
Nonaccrual loans (1)	\$ 10,324	\$ 15,177		
Loans past due 90 days and still accruing (1)	8,260	917		
Nonaccrual loans			\$ 60,026	\$ 76,050
Loans past due 90 days and still accruing			3,037	8,260
Total nonperforming loans	\$ 18,584	\$ 16,094	\$ 63,063	\$ 84,310
Other real estate owned	195	157		
Other real estate owned ("OREO")			—	195
Total nonperforming assets	\$ 18,779	\$ 16,251	\$ 63,063	\$ 84,505
Allowance for loan losses	\$ 22,939	\$ 12,121		
Allowance for credit losses			\$ 35,893	\$ 30,740
Loans held for investment, including PPP loans	2,411,05	1,807,57		
	\$ 9	\$ 8	\$ 2,430,947	\$ 2,411,059
Loans held for investment, excluding PPP loans	2,399,09	1,777,17		
	\$ 2	\$ 2	\$ 2,428,561	\$ 2,399,092

Total assets	3,141,04	2,665,13		
	\$ 5	\$ 9	\$ 3,117,554	\$ 3,130,465
Allowance for loan losses to total loans held for investment, including PPP loans	0.95 %	0.67 %		
Allowance for loan losses to total loans held for investment, excluding PPP loans	0.96 %	0.68 %		
Allowance for loan losses to nonaccrual loans	222.19 %	79.86 %		
Allowance for loan losses to nonperforming loans	123.43 %	75.31 %		
ACL to total loans held for investment, including PPP loans			1.48 %	1.27 %
ACL to total loans held for investment, excluding PPP loans			1.48 %	1.28 %
ACL to nonaccrual loans			59.80 %	40.42 %
ACL losses to nonperforming loans			56.92 %	36.46 %
Nonaccrual loans to total loans held for investment, including PPP loans	0.43 %	0.84 %	2.47 %	3.15 %
Nonaccrual loans to total loans held for investment, excluding PPP loans	0.43 %	0.85 %	2.47 %	3.17 %
Nonperforming loans to total loans held for investment, including PPP loans	0.77 %	0.89 %	2.59 %	3.50 %
Nonperforming loans to total loans held for investment, excluding PPP loans	0.77 %	0.91 %	2.60 %	3.51 %
Nonperforming assets to total assets	0.60 %	0.61 %	2.02 %	2.70 %
(1) Excluding PCI loans and accruing TDRs				

The \$7.3 million increase in Nonperforming loans, which include nonaccrual loans and loans past due 90 days and still accruing in 2022 was primarily attributable interest, decreased \$21.2 million from prior year end, to a matured \$6.2 million commercial real estate loan that was in the process of being extended \$63.1 million as of December 31, 2022 December 31, 2023. It was well-secured and in the process of collection Nonaccrual loans as of the same date. The Company anticipates that this loan will be renewed in the first quarter of 2023 December 31, 2023 and it will collect all contractually owed principal 2022 included specialty finance loans with carrying values totaling \$34.2 million and interest up to and through the sale of the underlying collateral. \$65.7 million, respectively.

The increases adoption of ASC 326 on January 1, 2023 resulted in ACL to total loans held for investment ratio to increase 0.31% compared to December 31, 2022. The decline in nonaccrual loans to total loans held for investment ratio as of December 31, 2023 compared to December 31, 2022 was primarily attributable to net charge-offs of specialty finance loans, which totaled \$19.5 million in the above allowance for loan losses ratios in 2022 was primarily due to reserve needs for commercial and industrial loans, which are generally riskier than loans secured by real estate, and higher qualitative loss factor adjustments, primarily due to changes in economic conditions. During 2022, the Company added a team of commercial lenders that focus on relationships lending to middle market borrowers. Loans to these borrowers are generally larger and may be secured by cash flows and/or other assets of the business.

2023 period.

Loans are generally placed in into nonaccrual status when they are past due 90 days or more as to either principal or interest or when, in the opinion of management, the collection of additional principal and/or interest is unlikely or a specific loan meets the criteria for nonaccrual status established by regulatory authorities, generally 90 days or more past

due. Any unpaid interest previously accrued on those loans is reversed from income in the period in which the loan's status changes to nonaccrual. No interest income is recognized on loans in nonaccrual status and any payments received for interest reduce the recorded investment of the respective loan. Generally, a doubt. A loan remains on in nonaccrual status until the loan is current as to payment of both principal and interest or past due less than 90 days and the borrower demonstrates the ability to pay and remain current, current. When cash payments are received, they are applied to principal first, then to accrued interest. It is the Company's policy not to record interest income on nonaccrual loans until principal has become current. In certain instances, accruing loans that are past due 90 days or both more as to principal or interest may not be placed on nonaccrual status, if the Company determines that the loans are well-secured and are in the process of collection.

OREO includes properties that have been substantively repossessed or acquired in complete or partial satisfaction of debt. Such properties, which are held for resale, are initially stated at fair value, including a reduction for the estimated selling expenses, which becomes the carrying value. In subsequent periods, such properties are stated at the lower of the restated carrying value or fair value.

Impaired loans also include Modified Loans. The Company granted certain loans that have been modified in TDRs where economic concessions have been granted loan modifications to borrowers who have experienced experiencing financial difficulties during the year ended December 31, 2023. The total recorded investment of these modified loans was \$44.1 million, or are expected to experience financial difficulties. These concessions typically result from the Company's loss mitigation activities and could include reductions in the interest rate, payment extensions, forgiveness 1.81% of principal, forbearance, or other actions. Certain TDRs are classified as nonperforming at the time of restructure and may only be returned to performing status after considering the borrower's sustained repayment performance gross loans held for a reasonable period, generally six months. The Company had 11 TDRs in the amount of \$1.1 million investment, as of December 31, 2022 and eight TDRs in the amount December 31, 2023, of \$688 thousand which \$42.2 million were on nonaccrual status as of December 31, 2021.the same date.

Investment Securities. The investment portfolio is used as a source of interest income, credit risk diversification, and liquidity, as well as to manage interest rate sensitivity and provide collateral for short-term borrowings. Securities in the investment portfolio classified as securities available for sale may be sold in response to changes in market interest rates, securities' prepayment risk, liquidity needs, for loan demand, for general liquidity needs, and other similar factors, and are carried at estimated fair value. The fair value of the Company's investment securities available for sale was \$321.1 million and \$354.3 million at December 31, 2022, a decrease of \$19.2 million from \$373.5 million at December 31, 2021. December 31, 2023 and

45

2022, respectively. Primarily as a result of a significant increase in market interest rates in the year ended December 31, 2022 December 31, 2023, the Company's portfolio of securities available for sale had a net unrealized loss of approximately \$58.8 million in \$58.6 million as of the same period. A significant portion of date. Of the unrealized loss in the portfolio at December 31, 2022 December 31, 2023, approximately 78.9% was related to securities backed by U.S. government agencies.

Securities in the investment portfolio may be classified as held to maturity, if the Company has the ability and intent to hold them to maturity, in which case they would be carried at amortized cost. The Company did not hold any investment securities classified as held to maturity as of December 31, 2022 December 31, 2023 or December 31, 2021 December 31, 2022.

As of December 31, 2022 December 31, 2023 and 2021, 2022, the majority of the investment securities portfolio consisted of securities rated investment grade by a leading rating agency. Investment grade securities are judged to have a low risk of default, to be of the best quality and carry the smallest degree of investment risk. The fair value of investment securities that were pledged to secure public deposits totaled \$0 At December 31, 2023 and \$8.7 million as of December 31, 2022 and December 31, 2021, respectively. At December 31, 2022 and 2021, 2022, securities with a fair value of \$241.9 million \$35.8 million and \$23.1 million \$241.9 million, respectively, were pledged to secure the Bank's borrowing facility with the FHLB. As of December 31, 2023, the Company had pledged securities with a total par value of \$260.9 million (amortized cost and fair value of \$262.7 million and \$218.7 million, respectively) as collateral for the Bank Term Funding Program ("BTFP"), established by the Federal Reserve.

The Company reviews its available for other-than-temporary impairment of its sale investment securities portfolio for potential credit losses at least quarterly. At December 31, 2022 December 31, 2023 and 2021, 2022, the majority of securities in an unrealized loss position were of investment grade; however, a few did not have a third-party investment grade available. These ungraded securities were primarily subordinated debt instruments issued by bank holding companies and are classified as corporate bonds. Investment securities with unrealized losses are generally a result of pricing changes due to changes in the interest rate environment since purchase and not as a result of permanent credit impairment. Contractual cash flows for MBS mortgage backed and U.S. Treasury and agencies securities are guaranteed and/or funded by the U.S. government. Municipal securities with unrealized losses showed no indication that the contractual cash flows will not be received when due. The Company does not intend to sell nor does it believe that it will be required to sell, any of its temporarily impaired

securities prior to the recovery of the amortized cost. No other-than-temporary impairment was ACL has been recognized for the investment securities in the Company's investment portfolio as of and for the years ended December 31, 2022 and 2021. December 31, 2023.

Restricted equity investments consisted of stock in the FHLB (carrying basis \$12.3 million and \$14.7 million at December 31, 2023 and \$1.7 million at December 31, 2022 and 2021, 2022, respectively), FRB Federal Reserve Bank of Richmond ("FRB") stock (carrying basis of \$5.9 million and \$6.1 million at both December 31, 2022 December 31, 2023 and 2021) 2022, respectively), and stock in the Company's correspondent bank (carrying basis of \$468 thousand at both December 31, 2022 December 31, 2023 and 2021) 2022). Restricted equity investments are carried at cost. The Company holds various other equity investments, including shares in other financial institutions and fintech companies, totaling \$23.8 million \$12.9 million and \$14.2 million \$23.8 million as of December 31, 2022 December 31, 2023 and 2021, 2022, respectively, which are carried at fair value with any gain or loss reported in the consolidated statements of operations each reporting period.

45

The following table presents the composition of the Company's available for sale securities portfolio, at amortized cost, as of the dates stated.

	December 31,				December 31,			
	2022		2021		2023		2022	
	Percent		Percent		Percent of		Percent of	
	Balance	of total	Balance	of total	Balance	total	Balance	total
(Dollars in thousands)								
Securities available for sale								
Mortgage backed securities					\$ 212,214	56.0 %	\$ 230,015	55.7 %
U.S. Treasury and agencies					79,856	21.0 %	80,073	19.4 %
State and municipal	\$ 60,018	14.5 %	\$ 51,341	13.6 %	50,682	13.3 %	60,018	14.5 %
U. S. Treasury and agencies	80,073	19.4 %	65,680	17.3 %				
Mortgage backed securities	230,01		222,96					
	5	55.7 %	8	58.9 %				
Corporate bonds	42,909	10.4 %	38,752	10.2 %	36,902	9.7 %	42,909	10.4 %
Total	413,01		378,74					
	\$ 5	100.0 %	\$ 1	100.0 %	\$ 379,654	100.0 %	\$ 413,015	100.0 %

46

The following table presents the amortized cost of the investment portfolio by contractual maturities, as well as the weighted average yields, for each of the maturity ranges as of and for the period periods stated. Expected maturities may differ from contractual maturities because borrowers may have the right to call or prepay obligations with or without call or prepayment penalties.

December 31, 2022	December 31, 2023
-------------------	-------------------

Corporate bonds	34																
	642																
	1,		6		4		4										
	5	5.	0	.	9	.	5	.	9								
	0	5	0	5	0	6	0	0	0								
0	8%	0	7%	8	2%	1	0%	9	—	—	6,300	7.53%	30,102	4.36%	500	4.00%	36,902
Total	124																
	3341																
	0603																
	4,																
	8		7		7		5		0								
	9		6		8		6		1								
	\$ 6		\$5		\$8		\$6		\$5	\$ 3,210		\$ 40,828		\$ 127,934		\$ 207,682	

47

Deposits. The principal sources of funds for the Company are core deposits, which include transaction accounts (demand deposits and money market accounts), time deposits, and savings accounts, all of which provide the Bank a source of fee income and cross-marketing opportunities. Core deposits are generally a low-cost source of funding for the Bank and are preferred to brokered deposits. The Company's fintech partnerships have been a significant source of deposits and comprised approximately \$690 million (or 27.6%) \$466 million, or 18%, of the Company's deposits as of December 31, 2022 December 31, 2023, compared to approximately \$189 million (or 8.2%) \$690 million, or 28%, as of December 31, 2021 December 31, 2022.

Brokered deposits comprising both time deposits and money market accounts totaled \$515.5 million and \$49.5 million as of December 31, 2023 and 2022, respectively, as the Company added a significant amount of brokered time deposits in 2023. The Company added brokered deposit balances in anticipation of the substantial exit of its BaaS operations, to fund the decline in core deposits, and to enhance liquidity in light of financial industry events in 2023. Brokered deposits represented approximately 20.1% and 1.97% of total deposits as of December 31, 2023 and 2022, respectively.

As a result of the Consent Order, the Bank is prohibited from soliciting, accepting, renewing, or rolling over any brokered deposits, except in compliance with certain applicable restrictions under federal law, while subject to the Consent Order.

The following table presents the composition of deposits as of the dates stated.

	December 31,				December 31,			
	2022		2021		2023		2022	
	Amount	% of Total	Amount	% of Total	Amount	% of Total Deposits	Amount	% of Total Deposits
	t	Deposits	t	Deposits	Amount	% of Total Deposits	Amount	% of Total Deposits
(Dollars in thousands)								
Noninterest-bearing demand	640,1		685,8					
	\$ 01	25.6 %	\$ 01	29.8 %	\$ 506,248	19.7 %	\$ 640,101	25.6 %
Interest-bearing demand and money market deposits	1,318,		962,0					
	799	52.7 %	92	41.9 %	1,049,536	40.9 %	1,318,799	52.7 %
Savings	151,6		150,3					
	46	6.1 %	76	6.5 %	117,923	4.6 %	151,646	6.1 %
Time deposits	391,9		499,5					
	61	15.6 %	02	21.8 %	892,325	34.8 %	391,961	15.6 %

Total deposits	2,502,	2,297,							
	\$ 507	100.0 %	\$ 771	100.0 %	\$ 2,566,032	100.0 %	\$ 2,502,507	100.0 %	

Total deposits include uninsured deposits of \$1.14 billion \$573.9 million and \$680.4 million \$923.2 million as of December 31, 2022 December 31, 2023 and 2021, 2022, respectively, representing 22.3% and 46.0% of total deposits, respectively. Uninsured deposit amounts are based on estimates as of the reported date.

Brokered deposits comprising both time deposits and money market accounts totaled \$49.5 million and \$62.1 million as of December 31, 2022 and 2021, respectively.

Approximately 15.6% 34.8% of the Company's deposits as of December 31, 2022 December 31, 2023 were comprised of time deposits, which are generally the most expensive form of deposit because of their fixed rate and term, compared to 21.8% 15.6% as of December 31, 2021 December 31, 2022. Noninterest-bearing demand deposits, which represented 25.6% 19.7% and 29.8% 25.6% of total deposits as of December 31, 2022 December 31, 2023 and 2021, 2022, respectively, are generally viewed as the most favorable form of deposit for financial institutions.

The following table presents a summary of average deposits and the weighted average rate paid for the periods stated.

	For the year ended December 31,				For the year ended December 31,			
	2022		2021		2023		2022	
	Average Balance	Rate	Average Balance	Rate	Average Balance	Rate	Average Balance	Rate
(Dollars in thousands)								
Noninterest-bearing demand deposits	\$ 821,208	—	\$ 658,063	—	\$ 661,053	—	\$ 821,208	—
Interest-bearing deposits:								
Demand deposits		0.9		0.2				
	567,897	3 %	262,679	7 %	733,141	3.14 %	567,897	0.93 %
Savings		0.3		0.1				
	150,947	2 %	144,151	6 %	132,812	3.51 %	150,947	0.32 %
Money market deposits		0.4		0.2				
	412,874	5 %	501,588	6 %	456,589	2.09 %	412,874	0.45 %
Time deposits		0.8		0.7				
	412,671	8 %	540,471	8 %	641,645	3.55 %	412,671	0.88 %
Total interest-bearing deposits	1,544,38		1,448,88					
	9		9		1,964,187		1,544,389	
Total average deposits	2,365,59		2,106,95					
	\$ 7		\$ 2		\$ 2,625,240		\$ 2,365,597	

The following table presents maturities of time deposits for certificate of deposits \$250 thousand or greater as of the dates stated.

	December 31,	
	2022	2021
(Dollars in thousands)		
Maturing in:		

3 months or less	\$	10,642	\$	30,943
Over 3 months through 6 months		14,699		47,818
Over 6 months through 12 months		15,423		14,213
Over 12 months		35,075		51,868
	\$	75,839	\$	144,842

48

(Dollars in thousands)	December 31,	
	2023	2022
Maturing in:		
3 months or less	\$ 30,547	\$ 10,642
Over 3 months through 6 months	19,961	14,699
Over 6 months through 12 months	36,254	15,423
Over 12 months	9,500	35,075
	\$ 96,262	\$ 75,839

Borrowings. The Company uses short-term and long-term borrowings from various sources, including FHLB advances and FRB advances, to fund **asset growth assets** and operations. The following table presents information on the balances and interest rates on borrowings as of and for periods stated.

(Dollars in thousands)	December 31, 2022				December 31, 2023			
	Period-End Balance	Highest Month-End Balance	Average Balance	Weighted Average Rate	Period-End Balance	Highest Month-End Balance	Average Balance	Weighted Average Rate
FHLB borrowings	\$ 311,700	\$ 311,700	\$ 113,478	3.08 %	\$ 210,000	\$ 310,800	\$ 263,259	4.48 %
FRB borrowings	51	17,197	4,881	2.34 %	65,000	65,000	41,672	4.78 %

(Dollars in thousands)	December 31, 2021				December 31, 2022			
	Period-End Balance	Highest Month-End Balance	Average Balance	Weighted Average Rate	Period-End Balance	Highest Month-End Balance	Average Balance	Weighted Average Rate
FHLB borrowings	\$ 10,111	\$ 220,000	\$ 147,919	0.82 %	\$ 311,700	\$ 311,700	\$ 113,478	3.08 %
FRB borrowings	17,901	632,540	245,196	0.32 %	51	17,197	4,881	2.34 %

FHLB advances are secured by collateral consisting of a blanket lien on qualifying loans in the Company's residential, multifamily, and commercial real estate mortgage loan portfolios, as well as selected investment portfolio securities.

FRB borrowings in advances through the 2022 and 2021 periods consist exclusively of PPPLF advances BTFP are secured by PPP qualifying pledged securities while advances through the Discount Window are secured by qualifying pledged commercial and industrial loans.

Subordinated notes, net, totaled \$39.9 million as of December 31, 2022 both December 31, 2023 and \$40.0 million as December 31, 2022. The Company's subordinated notes are comprised of December 31, 2021 a \$25 million issuance in October 2019 maturing October 15, 2029 (the "2029 Notes") and a \$15 million issuance in May 2020 maturing June 1, 2030 (the "2030 Note"). The 2029 Notes bear interest at 5.625% per annum, through October 14, 2024, payable semi-annually in arrears. From October 15, 2024 through October 14, 2029, or up to an early redemption date, the interest rate shall reset quarterly to an interest rate per annum equal to the then current three-month Secured Overnight Funding Rate ("SOFR") (as defined in the 2029 Notes) plus 433.5 basis points, payable quarterly in arrears. The 2030 Note bears interest at the rate of 6.00% per annum until June 1, 2025, at which date the rate will reset quarterly, equal to the three-month SOFR determined on the date of the applicable interest period plus 587 basis points. Interest on the 2030 Note is payable semi-annually in arrears.

Liquidity. Liquidity is essential to the Company's business. The Company's liquidity could be impaired by unforeseen outflows of cash, including deposits, or the inability to access the capital and/or wholesale funding markets. This situation may arise due to circumstances that the Company may be unable to control, such as general market disruption, negative views about the Company or the financial services industry generally, or an operational problem that affects the Company or a third party. The Company's ability to borrow from other financial institutions on favorable terms or at all could be adversely affected by disruptions in the banking industry is defined as the ability to meet the demand for funds of both depositors and borrowers. markets in which they operate or other events.

The Company must be able has established a formal liquidity contingency plan that provides guidelines for liquidity management. Pursuant to meet these needs by obtaining funding from depositors or other lenders or by converting non-cash items into cash. Stable core deposits and a strong capital position provide the base for the Company's liquidity position. The objective of the Company's liquidity management program, is to ensure that it has sufficient resources to meet forecasts liquidity based on anticipated changes in the demands of depositors and borrowers. Management believes balance sheet. In this forecast, the Company has demonstrated expects to maintain a liquidity cushion. Management then stress tests the Company's liquidity position under several different stress scenarios, from moderate to severe. Guidelines for the forecasted liquidity cushion and for liquidity cushions for each stress scenario have been established. Management also monitors the Company's liquidity position through daily cash monitoring and cash flow forecasting and believes its ability sources of liquidity are adequate to attract deposits through its branch network, personal service, technology, and pricing. conduct the business of the Company.

49

Deposits are the primary source of the Company's liquidity. Cash flows flow from amortizing assets or maturing assets (loans and securities) also provide provides funding to meet the liquidity needs of depositors the Company. Deposit sources are from the Bank's core customers and borrowers. A significant source from brokered deposit markets. These markets are accessed through brokers or through the IntraFi Network ("IntraFi"), of which the Bank is a member. IntraFi facilitates the Bank attaining brokered deposits via an on-line marketplace. The Bank utilizes IntraFi's reciprocal deposit services to offer its high-value customers access to FDIC insurance through IntraFi's network of banks. Partly through the use of the Company's liquidity IntraFi reciprocal deposit program, the Company has reduced uninsured deposits to \$573.9 million at year-end 2023 from \$923.2 million at year-end 2022.

As a result of the Consent Order, subsequent to December 31, 2023, the Bank is prohibited from soliciting, accepting, renewing, or rolling over any brokered deposits, sourced through fintech partnerships. The except in compliance with certain applicable restrictions under federal law, while subject to the Consent Order. In response and pursuant to 12 USC 1831f, 12 CFR 337.6(c) and 12 CFR 303.243(a), the Bank enters into agreements with its fintech partners and continually monitors these relationships. Management believes any changes in deposit balances can be effectively controlled and replacement funds, if necessary, can be managed. Having diverse funding alternatives reduces submitted to the Company's reliance FDIC an application for a waiver of the prohibition on any one source for funding. the acceptance, renewal, or rollover of brokered deposits by an adequately capitalized insured depository institution.

The Company maintains has access to secured lines funding sources, including a secured line of credit with the FHLB under which the Bank can borrow up to the allowable amount for the collateral pledged. The FHLB may provide a credit line of up to 30% of the Bank's asset value as of the prior quarter-end, subject to certain eligibility requirements, and loan including the value of loans and/or securities pledged as collateral. The Bank's line of credit with the FHLB was \$525.0 million \$455.6 million as of December 31, 2022 December 31, 2023, with available credit of \$128.3 million \$135.5 million as of the same date. Outstanding advances drawn on this line totaled \$311.7 million and \$210.0 million as of December 31, 2023. Additionally, letters of credit pledged issued for the purpose of collateral for public deposits with the Treasury Board of the Commonwealth of Virginia which also reduce the available credit balance, which totaled \$85.1 million \$110.1 million as of December 31, 2022 December 31, 2023. The Company continually reviews its loan portfolio for additional qualifying collateral. collateral, and subsequent to year-end 2023, added collateral that increased borrowing capacity by \$45.7 million.

The Company also has access to advances from the FRB through its Discount Window. As of December 31, 2023, the Company had secured borrowing capacity through the FRB Discount Window of \$161.0 million, of which there were no outstanding advances. As of December 31, 2023, the Company had secured capacity under the BTFP of \$260.9 million, of which the Company had drawn one advance for \$65.0 million, maturing May 10, 2024, with a fixed interest rate of 4.74%. BTFP advances can be repaid at any time without penalty. Subsequent to December 31, 2023, in connection with the Consent Order, the Bank no longer has access to additional advances under the BTFP. In response, the Company moved excess collateral from the BTFP line to the FHLB, increasing its borrowing capacity with the FHLB by \$168.3 million.

The Company utilized the FRB Paycheck Protection Program Liquidity Facility to partially fund PPP loans, which collateralized the advances. As of December 31, 2023 and 2022, FRB borrowings under this facility totaled \$0 and \$51 thousand, respectively.

The Bank had unsecured federal fund lines available with correspondent banks for overnight borrowing totaling \$10.0 million and \$28.0 million as of December 31, 2023 and \$44.0 million at December 31, 2022 and 2021, 2022, respectively. These lines bear interest at the prevailing rate rates for such lines loan and are cancellable at cancelable any time by the correspondent banks. These bank. As of December 31, 2023 and 2022, none of these lines of credit with correspondent banks were not drawn upon at December 31, 2022 or 2021. upon.

In addition Subsequent to deposits and federal funds lines, the financial industry events beginning in March 2023, the Company has access undertaken efforts to various wholesale funding markets. These markets include the brokered certificate of deposit market, and listing service deposit market. The Bank is a member of the IntraFi Network, which allows banking customers to access FDIC insurance protection through the Bank on deposits that exceed FDIC insurance limits. The Bank has one-way authority with IntraFi for both increase its Certificate of Deposit Account Registry Service and Insured Cash Swap Service products, providing the Bank borrowing capacity by pledging additional eligible collateral with the ability FHLB and the FRB, participating in the BTFFP, and more actively sourcing brokered deposits to access additional wholesale funding as needed. enhance its liquidity position. The Company has increased its secured borrowing capacity by \$352.3 million, to \$877.4 million at December 31, 2023, from \$525.1 million at December 31, 2022. The Company also added a treasury management professional to provide rigorous oversight to the Company's liquidity position.

The Company's Managing the Company's liquidity could be impaired by an inability to access position through the capital markets or by unforeseen outflows substantial exit of cash, including deposits. This situation may arise due to circumstances that the Company may be unable to control, such as general market disruption, negative views about the financial services industry generally, or an operational problem that

49

affects a third party or the Company. The Company's ability to borrow from other financial institutions on favorable terms or at all could be adversely affected by disruptions in the capital markets or other events. BaaS operations will require significant liquidity oversight. The Company has established a formal liquidity contingency closely managed BaaS winddown plan which provides guidelines for that is an element of its liquidity management. For Management intends to utilize proceeds from the Private Placement, the contraction of the Company's liquidity management program, the current liquidity position is determined and then forecasted based on anticipated changes in the balance sheet. In this forecast, the Company expects to maintain a liquidity cushion. The Company then stresses its liquidity position under several different stress scenarios, from moderate to severe. Guidelines for the forecasted liquidity cushions and under each stress scenario have been established by policies approved by the board of directors. Management believes the Company has sufficient resources sheet, particularly loans, secured funding facilities, as well as core deposit growth to meet its liquidity needs. requirements.

Capital. Capital adequacy is an important measure of financial stability and performance. Management's The Company's objectives are to maintain a level of capitalization that is sufficient for to support the Bank to be categorized as "well capitalized" for regulatory purposes, to sustain asset growth, and promote depositor and investor confidence. Company's strategic objectives.

Banks and bank holding companies are subject to various regulatory capital requirements administered by the federal banking agencies. Failure to meet minimum capital requirements can initiate certain mandatory, possibly additional discretionary, actions by regulators that, if undertaken, could have a direct material effect on the Company's financial statements. Under capital adequacy guidelines and the regulatory framework for prompt corrective action, financial

50

institutions must meet specific capital guidelines that involve quantitative measures of assets, liabilities, and certain off-balance-sheet items as calculated under regulatory accounting practices. A financial institution's capital amounts and classification are also subject to qualitative judgments by the regulators about components, risk weightings, and other factors.

The Basel III Capital Rules were phased-in over a multi-year schedule and were fully phased-in on January 1, 2019. Under Pursuant to the Basel III rules, the Bank banks must hold a capital conservation buffer of 2.50% above the adequately capitalized risk-based capital ratios of 2.50% for all ratios, except the tier Tier 1 leverage Leverage ratio. If a banking organization dips into its capital conservation buffer, it is subject to limitations on certain activities, including

payment of dividends, share repurchases, and discretionary compensation to certain officers. As Additionally, regulators may place certain restrictions on dividends paid by banks. The total amount of December 31, 2022, the Bank met all capital adequacy requirement dividends which may be paid at any date is generally limited to which it is subject, retained earnings of banks.

Prompt corrective action regulations provide five classifications: well capitalized, adequately capitalized, undercapitalized, significantly undercapitalized, and critically undercapitalized; although, these terms are not used to represent overall financial condition. If adequately capitalized, regulatory approval is required to accept brokered deposits. If undercapitalized, capital distributions are limited, as is asset growth and expansion, and capital restoration plans are required. At As of December 31, 2023 and December 31, 2022, the most recent regulatory notification categorized Bank exceeded the Bank thresholds to be considered well capitalized; however, the Bank's total risk based capital dropped below the capital conservation buffer as well capitalized under the regulatory framework. There are no conditions or events since that notification that management believes have changed the institution's category.of December 31, 2023.

On September 17, 2019 The OCC has established IMCR requirements for the Bank that are higher than those required for capital adequacy purposes. Specifically, the Bank is required to maintain a leverage ratio of 10.00% and a total capital ratio of 13.00%. As of December 31, 2023, the federal banking agencies jointly issued a final rule required by Bank did not meet these IMCRs. Subsequent to December 31, 2023, the EGRRCPA that permits qualifying banks Bank consented to the issuance of the Consent Order, which requires the Bank to achieve and bank holding companies that have maintain the IMCR requirements, and until such levels are met and the Consent Order has been lifted, the Bank is deemed to be less than \$10 billion in consolidated assets well capitalized, thus adequately capitalized.

Because the Bank may not be deemed to elect be "well capitalized" while subject to the Consent Order, it could be required to pay higher insurance premiums to the FDIC or obtain approval prior to acquiring branches or opening new lines of business, and be subject to the CBLR. Under the rule, which became effective increased regulatory scrutiny and to limitations on January 1, 2020, banks and bank holding companies that opt into the CBLR framework and maintain a CBLR of greater than 9% are not subject to other risk-based and leverage capital requirements under the Basel III Capital Rules and would be deemed to have met the well capitalized ratio requirements under the "prompt corrective action" framework. The Company has not opted into the CBLR framework. asset growth.

As previously noted, the Company will adopt adopted CECL effective January 1, 2023. Federal and state banking regulations allow financial institutions to irrevocably elect to phase-in the after-tax cumulative effect adjustment at adoption to retained earnings ("Day 1 CECL adjustment" Transitional Amount") over a three-year period. The three-year phase-in of the Day 1 CECL adjustment Transitional Amount to regulatory capital will be 25%, 50%, and 25% in 2023, 2024, and 2025, respectively. The Bank plans to make made this irrevocable election effective with its first quarter 2023 call report. See "Recent Accounting Pronouncements" in Note 2 of the Company's audited financial statements as of and for the year ended December 31, 2022 for additional information.

50

The following tables present the capital and capital ratios to which the Bank is subject and the amounts and ratios to be adequately and well capitalized for the dates stated. Adequately capitalized ratios include the conversation buffer. buffer, if applicable. Also presented are the IMCRs with the corresponding capital amounts for both the leverage ratio and the total capital ratio as of December 31, 2023.

	As of December 31, 2022						As of December 31, 2023							
	For Capital													
	Adequacy To Be Well						For Capital Individual Minimum							
	Purposes Capitalized						Actual Adequacy Purposes To Be Well Capitalized Capital Ratios							
	Actual		Actual		Actual	Rat	Actual		Adequacy Purposes		To Be Well Capitalized		Amount	Ratio
(Dollars in thousands)	Amo	Ra	Amo	Ra	Amo	Rat	Amount	Ratio	Amount	Ratio	Amount	Ratio	Amount	Ratio
unt	tio	unt	tio	unt	io									
Total risk based capital														
(To risk-weighted assets)														

Blue Ridge Bank, N.A.	\$	260,896	10.05 %	\$	103,883	4.00 %	\$	129,853	5.00 %
-----------------------	----	---------	---------	----	---------	--------	----	---------	--------

51

	As of December 31, 2022					
	For Capital					
	Actual		Adequacy Purposes		To Be Well Capitalized	
	Amount	Ratio	Amount	Ratio	Amount	Ratio
<i>(Dollars in thousands)</i>						
Total risk based capital						
(To risk-weighted assets)						
Blue Ridge Bank, N.A.	\$ 301,097	10.93 %	\$ 289,246	10.50 %	\$ 275,473	10.00 %
Tier 1 capital						
(To risk-weighted assets)						
Blue Ridge Bank, N.A.	\$ 268,545	9.75 %	\$ 234,152	8.50 %	\$ 220,379	8.00 %
Common equity tier 1 capital						
(To risk-weighted assets)						
Blue Ridge Bank, N.A.	\$ 268,545	9.75 %	\$ 192,831	7.00 %	\$ 179,058	6.50 %
Tier 1 leverage						
(To average assets)						
Blue Ridge Bank, N.A.	\$ 268,545	8.90 %	\$ 120,644	4.00 %	\$ 150,805	5.00 %

In December 2023, the Company entered into agreements pursuant to which it agreed to issue and sell shares of its common stock and warrants to certain investors for gross proceeds of \$150 million in the Private Placement. The Company plans to use the net proceeds from the Private Placement for general corporate purposes and to reposition business lines, support organic growth, and enhance capital levels of the Bank (including compliance with the IMCRs). The Private Placement is subject to closing conditions and is expected to close late in the first quarter or early in the second quarter of 2024.

51

Off-Balance Sheet Activities

Commitments to extend credit are agreements to lend to a customer as long as there is no violation of any condition established in the contract and involve the same credit risk and evaluation as making a loan to a customer. Commitments generally have fixed expiration dates or other termination clauses and may require payment of a fee. Since many of the commitments are expected to expire without being drawn upon, the total commitment amounts do not necessarily represent future cash requirements. The Company evaluates each customer's credit worthiness on a case-by-case basis, in a manner similar to that if underwriting a loan. As of December 31, 2022, December 31, 2023 and December 31, 2021, the Company had outstanding loan commitments of \$719.2 million, \$480.8 million and \$475.1 million, respectively. Of these amounts, \$107.9 million, \$113.5 million and \$88.1 million were unconditionally cancellable at the sole discretion of the Company as of the same respective dates.

Conditional commitments are issued by the Company in the form of performance stand-by letters of credit, which guarantee the performance of a customer to a third party. As of December 31, 2022 and 2021, commitments under outstanding performance stand-by letters of credit totaled \$0 and \$655 thousand, respectively. Additionally, the Company issues financial stand-by letters of credit, which guarantee payment to the underlying beneficiary (i.e., third party) if the customer fails to meet its designated financial obligation. As of December 31, 2022, December 31, 2023 and 2021, commitments under outstanding financial stand-by letters of credit totaled \$29.8 million, \$12.6 million and \$4.5 million, respectively. The credit risk of issuing stand-by letters of credit can be greater than the risk involved in extending loans to customers.

Upon the adoption of ASC 326 on January 1, 2023, the Company recorded an increase to its reserve for unfunded commitments of \$3.7 million. As of December 31, 2023, the reserve for unfunded commitments was \$3.1 million compared to \$1.8 million as of December 31, 2022.

The Company invests in various partnerships, limited liability companies, and small business investment company funds. Pursuant to these investments, the Company commits to an investment amount that may be fulfilled in future periods. At December 31, 2022 December 31, 2023, the Company had future commitments outstanding totaling \$19.0 million \$15.3 million related to these investments.

Interest Rate Risk Management

As a financial institution, the Company is exposed to various business risks, including interest rate risk. Interest rate risk is the risk to earnings and value arising from volatility in market interest rates. Interest rate risk arises from timing differences in the repricing and maturities of interest-earning assets and interest-bearing liabilities, changes in the expected maturities of assets and liabilities arising from embedded options, such as borrowers' ability to prepay loans and depositors' ability to redeem certificates of deposit before maturity, changes in the shape of the yield curve where interest rates increase or decrease in a nonparallel fashion, and changes in spread relationships between different yield curves, such as U.S. Treasuries and other market-based index rates. The Company's goal is to maximize net interest income without incurring excessive interest rate risk. Management of net interest income and interest rate risk must be consistent with the level of capital and liquidity that the Bank maintains. The Company manages interest rate risk through an asset and liability committee comprised of members of its board of directors and management (the "ALCO"). The ALCO is responsible for monitoring the Company's interest rate risk in conjunction with liquidity and capital management.

52

The Company employs an independent consulting firm to model its interest rate sensitivity that uses a net interest income simulation model as its primary tool to measure interest rate sensitivity. Assumptions for modeling are developed based on expected activity in the balance sheet. For maturing assets, assumptions are created for the redeployment of these assets. For maturing liabilities, assumptions are developed for the replacement of these funding sources. Assumptions are also developed for assets and liabilities that could reprice during the modeled time period. These assumptions also cover how management expects rates to change on non-maturity deposits such as interest checking, money market checking, savings accounts, as well as certificates of deposit. Based on inputs that include the current balance sheet, the current level of interest rates, and the developed assumptions, the model produces an expected level of net interest income assuming that market rates remain unchanged. This is considered the base case. The model then simulates what net interest income would be based on specific changes in interest rates. The rate simulations are performed for a two-year period and include rapid rate changes of down 100 basis points to 300 400 basis points and up 100 basis points to 300 400 basis points. The results of these simulations are then compared to the base case.

52

The following table illustrates the expected effect on net interest income for year one and year two following December 31, 2022 December 31, 2023 due to an immediate change ("instantaneous parallel rate shock" scenario) in interest rates at various degrees of change. Estimated changes set forth below are dependent on material assumptions, such as those previously discussed.

Change in interest rates:	December 31, 2022		December 31, 2023	
	Instantaneous Parallel Rate Shock Scenario		Instantaneous Parallel Rate Shock Scenario	
	Change in Net Interest	Change in Net Interest	Change in Net Interest Income - Year	Change in Net Interest Income - Year
	Income - Year 1	Income - Year 2	1	2

+400 basis points					\$	(17,416)	(19.6%)	\$	(14,978)	(15.7%)	
+300 basis points	\$	(14,509)	(12.2%)	\$	(12,436)	(9.7%)		(12,160)	(13.7%)	(10,262)	(10.7%)
+200 basis points		(8,790)	(7.4%)		(7,179)	(5.6%)		(7,416)	(8.4%)	(5,957)	(6.2%)
+100 basis points		(3,912)	(3.3%)		(2,939)	(2.3%)		(3,324)	(3.7%)	(2,448)	(2.6%)
Base case											
-100 basis points		1,958	1.6%		115	0.1%		2,028	2.3%	930	1.0%
-200 basis points		3,232	2.7%		(1,480)	(1.1%)		3,615	4.1%	778	0.8%
-300 basis points		4,147	3.5%		(4,122)	(3.2%)		4,732	5.3%	(305)	(0.3%)
-400 basis points								5,621	6.3%	(1,238)	(1.3%)

The severity of the effect of instantaneous increases in interest rates as shown above is due to the timing of pricing change in the Company's interest-bearing liabilities compared to its interest-earning assets. A significant portion of the Company's deposits through its fintech partnerships reprice with changes in federal funds rates. Therefore, an instantaneous change in this index rate results in a relative change in deposit **costs**. **costs for this portion of deposits**. The Company contracts with its fintech partners and continually assesses the cost of these fintech-related deposits relative to sources of fees and other noninterest income earned from these partnerships.

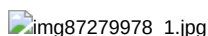
Stress testing the balance sheet and net interest income using instantaneous parallel rate shock movements in the yield curve **of 100 to 300 basis points** is a regulatory and banking industry practice. However, these stress tests may not represent a realistic forecast of future interest rate movements in the yield curve. In addition, instantaneous parallel rate shock modeling is not a predictor of actual future performance of earnings. It is a financial metric used to manage interest rate risk and track the movement of the Company's interest rate risk position over a historical time frame for comparison purposes.

The asset and liability repricing characteristics of the Company's assets and liabilities will have a significant impact on its future interest rate risk profile.

ITEM 7A: QUANTITATIVE AND QUALITATIVE DISCLOSURES ABOUT MARKET RISK

This information is incorporated herein by reference to the information in section "Interest Rate Risk Management" within Item 7. "Management's Discussion and Analysis of Financial Condition and Results of Operations" of this Form 10-K.

ITEM 8: FINANCIAL STATEMENTS AND SUPPLEMENTARY DATA



REPORT OF INDEPENDENT REGISTERED PUBLIC ACCOUNTING FIRM

To the Stockholders and the Board of Directors of Blue Ridge Bankshares, Inc.

Opinion on the Financial Statements

We have audited the accompanying consolidated balance sheets of Blue Ridge Bankshares, Inc. and its subsidiaries (the Company) as of December 31, 2022 December 31, 2023 and 2021, 2022, the related consolidated statements of operations, comprehensive income, changes in stockholders' stockholders' equity and cash flows for each of the three years in the period then ended, December 31, 2022, and the related notes to the consolidated financial statements (collectively, the financial statements). In our opinion, the financial statements present fairly, in all material respects, the financial position of the Company as of December 31, 2022 December 31, 2023 and 2021, 2022, and the results of its operations and its cash flows for each of the three years in the period then ended, December 31, 2022, in conformity with accounting principles generally accepted in the United States of America.

Change in Accounting Principle

As discussed in Note 2 to the financial statements, the Company changed its method of accounting for credit losses effective January 1, 2023 due to the adoption of Financial Accounting Standards Board Accounting Standards Codification No. 326, Financial Instruments – Credit Losses (“ASC 326”). The Company adopted the new credit loss standard using the modified retrospective method such that prior period amounts are not adjusted and continue to be reported in accordance with previously applicable generally accepted accounting principles.

Regulatory Matter

As discussed in Note 1 to the financial statements, on January 24, 2024, the Company consented to the issuance of a consent order (the “Consent Order”) with the OCC. The primary requirements of the Consent Order are disclosed in Note 1 to the financial statements.

Basis for Opinion

These financial statements are the responsibility of the Company's management. Our responsibility is to express an opinion on the Company's financial statements based on our audits. We are a public accounting firm registered with the Public Company Accounting Oversight Board (United States) (PCAOB) and are required to be independent with respect to the Company in accordance with U.S. federal securities laws and the applicable rules and regulations of the Securities and Exchange Commission and the PCAOB.

We conducted our audits in accordance with the standards of the PCAOB. Those standards require that we plan and perform the audit to obtain reasonable assurance about whether the financial statements are free of material misstatement, whether due to error or fraud. The Company is not required to have, nor were we engaged to perform, an audit of its internal control over financial reporting. As part of our audits we are required to obtain an understanding of internal control over financial reporting but not for the purpose of expressing an opinion on the effectiveness of the Company's internal control over financial reporting. Accordingly, we express no such opinion.

Our audits included performing procedures to assess the risks of material misstatement of the financial statements, whether due to error or fraud, and performing procedures that respond to those risks. Such procedures included examining, on a test basis, evidence regarding the amounts and disclosures in the financial statements. Our audits also included evaluating the accounting principles used and significant estimates made by management, as well as evaluating the overall presentation of the financial statements. We believe that our audits provide a reasonable basis for our opinion.

/s/ Elliott Davis, PLLC
We have served as the Company's auditor since 2020.
Auditor for
Raleigh, North Carolina
March 10, 2023 15, 2024

Blue Ridge Bankshares, Inc.
Consolidated Balance Sheets
December 31, 2022 2023 and 2021 2022

	As of December 31,		As of December 31,
	2022	2021	
(Dollars in thousands except share data)			

(Dollars in thousands, except share data)			2023		2022	
ASSETS						
Cash and due from banks		130				
	77,	,54				
	\$ 274	\$ 8	\$	110,491	\$	77,274
Restricted cash				10,660		—
Federal funds sold	1,4	43,				
	26	903		4,451		1,426
Securities available for sale, at fair value	354	373				
	,34	,53				
	1	2		321,081		354,341
Restricted equity investments	21,	8,3				
	257	34		18,621		21,257
Other equity investments	23,	14,				
	776	184		12,905		23,776
Other investments	24,	12,				
	672	681		29,467		24,672
Loans held for sale		121				
	69,	,94				
	534	3		46,337		69,534
Paycheck Protection Program loans, net of deferred fees and costs	11,	30,				
	967	406		2,386		11,967
Loans held for investment, net of deferred fees and costs	2,3	1,7				
	99,	77,				
	092	172		2,428,561		2,399,092
Less allowance for loan losses	(22,	(12,				
	939)	121)				
Less: allowance for credit losses				(35,893)		(30,740)
Loans held for investment, net	2,3	1,7				
	76,	65,				
	153	051		2,392,668		2,368,352
Accrued interest receivable	12,	9,5				
	393	73		14,967		11,569
Other real estate owned	195	157		—		195
Premises and equipment, net	23,	26,				
	152	624		22,348		23,152
Right-of-use asset	6,9	6,3				
	03	17		8,738		6,903
Bank owned life insurance	47,	46,				
	245	545		48,453		47,245
Goodwill	26,	26,				
	826	826		—		26,826
Other intangible assets	6,5	7,5				
	83	94		5,382		6,583
Mortgage servicing rights, net	28,	16,				
	991	469		27,114		28,991

Deferred tax asset, net	9,182	150	21,556	12,227
Other assets	19,175	23,001	19,929	14,175
Assets of discontinued operations	1,301	—		
Total assets	3,141	2,665	\$ 3,117,554	\$ 3,130,465
LIABILITIES & STOCKHOLDERS' EQUITY				
Deposits:				
Noninterest-bearing demand	640,10	685,80	\$ 506,248	\$ 640,101
Interest-bearing demand and money market deposits	1,318	962,09	1,049,536	1,318,799
Savings	151,64	150,37	117,923	151,646
Time deposits	391,96	499,50	892,325	391,961
Total deposits	2,502	2,297	2,566,032	2,502,507
FHLB borrowings	311,70	10,111	210,000	311,700
FRB borrowings	51	901	65,000	51
Subordinated notes, net	39,920	39,986	39,855	39,920
Lease liability	7,60	7,651	9,619	7,860
Other liabilities	19,634	14,543	41,059	19,634
Liabilities of discontinued operations	—	37		
Total liabilities	2,881	2,300	2,931,565	2,881,672
Commitments and contingencies (Note 22)				
Stockholders' Equity:				
Common stock, no par value; 50,000,000 and 25,000,000 shares authorized at December 31, 2022 and December 31, 2021, respectively; 18,950,329 and 18,774,082 shares issued and outstanding at December 31, 2022 and December 31, 2021, respectively	195,96	194,30		
	0	9		

Common stock, no par value; 50,000,000 shares authorized at December 31, 2023 and December 31, 2022; 19,198,379 and 18,950,329 shares issued and outstanding at December 31, 2023 and December 31, 2022, respectively							197,636	195,960
Additional paid-in capital	252	252					252	252
Retained earnings	108							
	,26	85,						
	2	982					33,157	97,682
Accumulated other comprehensive loss, net of tax	(45,	(3,6						
	101)	32)					(45,056)	(45,101)
Total Blue Ridge Bankshares, Inc. stockholders' equity before noncontrolling interest	259	276						
	,37	,91						
	3	1						
Noncontrolling interest of discontinued operations	—	228						
Total stockholders' equity	259	277						
	,37	,13						
	3	9					185,989	248,793
Total liabilities and stockholders' equity	3,1	2,6						
	41,	65,						
	\$ 045	\$ 139					\$ 3,117,554	\$ 3,130,465

See accompanying notes to consolidated financial statements.

Blue Ridge Bankshares, Inc.
Consolidated Statements of Operations
For the years ended **December 31, 2022**, **December 31, 2023**, **2021**, **2022**, and **2020** **2021**

	For the years ended December 31,			For the years ended December 31,		
	2022	2021	2020	2023	2022	2021
<i>(Dollars in thousands, except per share data)</i>						
INTEREST INCOME						
Interest and fees on loans	116,	97,9	51,			
	\$ 826	\$ 33	\$ 559	\$ 152,942	\$ 111,002	\$ 97,933
Interest on securities, deposit accounts, and federal funds sold	10,6	5,61	2,9			
	50	3	01	16,053	10,650	5,613
Total interest income	127,	103,	54,			
	476	546	460	168,995	121,652	103,546
INTEREST EXPENSE						
Interest on deposits	11,2	6,43	6,2			
	60	7	46	59,969	11,260	6,437

Interest on subordinated notes	2,21	2,62	1,2			
	5	7	65	2,209	2,215	2,627
Interest on FHLB and FRB borrowings	3,61	2,00	2,4			
	0	1	39	13,776	3,610	2,001
Total interest expense	17,0	11,0	9,9			
	85	65	50	75,954	17,085	11,065
Net interest income	110,	92,4	44,			
	391	81	510	93,041	104,567	92,481
Provision for loan losses	17,8		10,			
	86	117	450			
Net interest income after provision for loan losses	92,5	92,3	34,			
	05	64	060			
Provision for credit losses - loans				24,703	25,687	117
Provision (benefit) for credit losses - unfunded commitments				(2,380)	—	—
Total provision for credit losses				22,323	25,687	117
Net interest income after provision for credit losses				70,718	78,880	92,364
NONINTEREST INCOME						
Fair value adjustments of other equity investments	9,30	7,31				
	6	6	—	(110)	9,306	7,316
Loss on sale of other equity investments				(1,636)	—	—
Gain on sale of Paycheck Protection Program loans		24,3				
	—	15	—	—	—	24,315
Residential mortgage banking income, net	12,6	28,6	44,			
	09	24	460			
Mortgage servicing rights	8,03	8,39	7,0			
	8	8	84			
Residential mortgage banking income, including MSRs				10,000	20,647	37,022
Gain on sale of guaranteed government loans	4,73	2,00				
	4	5	880	5,704	4,734	2,005
Gain on termination of interest rate swaps		6,22				
	—	1	—	—	—	6,221
Wealth and trust management	1,76	2,37				
	9	3	—	1,839	1,769	2,373
Service charges on deposit accounts	1,28	1,46				
	9	4	905	1,423	1,289	1,464
Increase in cash surrender value of bank owned life insurance	1,34					
	8	932	390	1,195	1,348	932
Bank and purchase card, net	2,24	1,80	1,2			
	0	5	97	1,703	2,240	1,805
Other	6,75	3,53				
	9	5	834	8,423	6,759	3,535
Total noninterest income	48,0	86,9	55,			
	92	88	850	28,541	48,092	86,988
NONINTEREST EXPENSE						

Salaries and employee benefits	56,006	61,481	44,974	58,158	56,006	61,481
Occupancy and equipment	5,916	6,413	3,444	6,506	5,916	6,413
Data processing	4,593	4,230	2,504	5,686	4,593	4,233
Legal and regulatory filing	3,004	1,736	2,687			
Legal and regulatory filings				4,613	3,004	1,736
Advertising and marketing	1,460	1,367				
Communications	3,825	2,810				
Audit and accounting fees	1,304					
FDIC insurance	1,340	1,014				
Intangible amortization	1,525	1,671				
Other contractual services	3,137	2,783	1,408			
Other taxes and assessments	2,668	2,607	1,006			
Regulatory remediation	7,442					
Merger-related						
Goodwill impairment				26,826	—	—
ESOP litigation				6,000	—	—
Other	12,506	12,106	5,575	14,184	12,506	12,106
Total noninterest expense	104,776	110,988	67,236	158,103	104,776	110,988
Income from continuing operations before income tax expense	35,821	68,364	22,674			
Income tax expense	8,244	15,740	4,837			
Net income from continuing operations	27,577	52,624	17,837			
(Loss) income from continuing operations before income tax expense	(58,844)	22,196	68,364			
Income (benefit) tax expense	(7,071)	5,199	15,740			
Net (loss) income from continuing operations	\$ (51,773)	\$ 16,997	\$ 52,624			
Discontinued Operations						
Income (loss) from discontinued operations before income taxes (including gain on disposal of \$471 thousand for the year ended December 31, 2022)	426	(183)	7)	—	426	(183)

Income tax expense (benefit)	89	(39)	(37)	—	89	(39)
Net income (loss) from discontinued operations			(14)			
	337	(144)	0	—	337	(144)
Net income	27,9	52,4	17,			
	\$ 14	\$ 80	\$ 697			
Net (loss) income				\$ (51,773)	\$ 17,334	\$ 52,480
Net income from discontinued operations attributable to noncontrolling interest	(1)	(3)	(1)	—	(1)	(3)
Net income attributable to Blue Ridge Bankshares, Inc.	27,9	52,4	17,			
	\$ 13	\$ 77	\$ 696			
Net income available to common stockholders	27,9	52,4	17,			
	\$ 13	\$ 77	\$ 696			
Basic and Diluted EPS from continuing operations			2.0			
	\$ 1.46	\$ 2.95	\$ 7			
Net (loss) income attributable to Blue Ridge Bankshares, Inc.				\$ (51,773)	\$ 17,333	\$ 52,477
Net (loss) income available to common stockholders				\$ (51,773)	\$ 17,333	\$ 52,477
Basic and diluted (loss) earnings per share from continuing operations				\$ (2.73)	\$ 0.90	\$ 2.95

See accompanying notes to consolidated financial statements.

Blue Ridge Bankshares, Inc.
Consolidated Statements of Comprehensive Income
For the years ended **December 31, 2022**, **December 31, 2023**, **2021**, **2022**, and **2020** **2021**

(Dollars in thousands)	For the years ended December 31,		
	2022	2021	2020
Net income	\$ 27,914	\$ 52,480	\$ 17,697
Other comprehensive income (loss):			
Gross unrealized (losses) gains on securities available for sale arising during the period	(53,405)	(6,093)	491
Deferred income tax benefit (expense)	11,936	1,279	(103)
Reclassification of net loss (gain) on securities available for sale included in net income	—	144	(211)
Income tax (benefit) expense	—	(30)	44
Unrealized (losses) gains on securities available for sale arising during the period, net of tax	(41,469)	(4,700)	221
Gross unrealized gains (losses) on interest rate swaps	—	7,240	(774)
Deferred income tax (expense) benefit	—	(1,521)	163
Reclassification of net gains on interest rate swaps included in net income	—	(6,221)	—
Income tax expense	—	1,307	—
Unrealized gains (losses) on interest rate swaps, net of tax	—	805	(611)

Gross unrealized losses on pension and post-retirement benefit plans	—	(2)	—
Deferred income tax benefit	—	1	—
Unrealized losses on pension and post-retirement benefit plans	—	(1)	—
Transfer of securities held to maturity to available for sale	—	—	538
Deferred income tax expense	—	—	(113)
Unrealized gains on transfer of securities held to maturity to available for sale, net of tax	—	—	425
Other comprehensive (loss) gain, net of tax	(41,469)	(3,896)	35
Comprehensive net (loss) income	<u>\$ (13,555)</u>	<u>\$ 48,584</u>	<u>\$ 17,732</u>
Comprehensive net income from discontinued operations attributable to noncontrolling interest	(1)	(3)	(1)
Comprehensive net (loss) income attributable to Blue Ridge Bankshares, Inc.	<u>\$ (13,556)</u>	<u>\$ 48,581</u>	<u>\$ 17,731</u>

(Dollars in thousands)	For the years ended December 31,		
	2023	2022	2021
Net (loss) income	\$ (51,773)	\$ 17,334	\$ 52,480
Other comprehensive (loss) income:			
Gross unrealized losses on securities available for sale arising during the period	(592)	(53,405)	(6,093)
Deferred income tax benefit	132	11,936	1,279
Reclassification of net loss on securities available for sale included in net income	649	—	144
Income tax benefit	(145)	—	(30)
Unrealized gains (losses) on securities available for sale arising during the period, net of tax	44	(41,469)	(4,700)
Gross unrealized gains on interest rate swaps	—	—	7,240
Deferred income tax benefit	—	—	(1,521)
Reclassification of net gains on interest rate swaps included in net income	—	—	(6,221)
Income tax expense	—	—	1,307
Unrealized gains on interest rate swaps, net of tax	—	—	805
Reclassification of net loss (gain) on pension and post-retirement benefit plans included in net income	2	—	(2)
Income tax benefit (expense)	(1)	—	1
Loss (gain) on pension and post-retirement benefit plans	1	—	(1)
Other comprehensive gain (loss), net of tax	45	(41,469)	(3,896)
Comprehensive net (loss) income	<u>\$ (51,728)</u>	<u>\$ (24,135)</u>	<u>\$ 48,584</u>
Comprehensive net income from discontinued operations attributable to noncontrolling interest	—	(1)	(3)
Comprehensive net (loss) income attributable to Blue Ridge Bankshares, Inc.	<u>\$ (51,728)</u>	<u>\$ (24,136)</u>	<u>\$ 48,581</u>

See accompanying notes to consolidated financial statements.

Blue Ridge Bankshares, Inc.

Consolidated Statements of Changes in Stockholders' Equity

As of and for the years ended December 31, 2022 December 31, 2023, 2021, 2022, and 2020 2021

	Share s of	Co	Addi tiona l		Accumulate	Noncontro lling Intere								
	Comm	mm	Paid- in	Reta ined	d Other	st of								
	on	on			Comprehen	Discontin		Shares of	Additional		Comprehensive		Noncontrolling Interest	
(Dollars in thousands except share data)	Stock (1)	Sto ck	Capit al	Earn ings	sive Income (Loss), net	ed Operations	To tal	Common Stock (1)	Common Stock	Paid-in Capital	Retained Earnings	Income (Loss), net	of Discontinued Operations	Total
Balance, December 31, 2019							9							
							2							
							,							
		66		25,			3							
	8,487	,2		42			3							
	,878	\$ 04	\$ 252	\$ 8	\$ 229	\$ 224	\$ 7							
Net income							1							
							7							
							,							
				17,			6							
				69			9							
	—	—	—	6	—	1	7							
Other comprehensive income							3							
Dividends on common stock	—	—	—	—	35	—	5							
							(
							2							
							,							
				(2,			4							
				43			3							
	—	—	—	6)	—	—	6)							
Restricted stock awards, net of forfeitures	90,05	56					5							
	4	7	—	—	—	—	7							
Balance, December 31, 2020							1							
							0							
							8							
							,							
		66		40,			2							
	8,577	,7		68			0							
	,932	\$ 71	\$ 252	\$ 8	\$ 264	\$ 225	\$ 0	8,577,932	\$ 66,771	\$ 252	\$ 40,688	\$ 264	\$ 225	\$ 108,200

Net income				52,477		3	0	—	—	—	52,477	—	3	52,480
Other comprehensive loss					(3,896)		6)	—	—	—	—	(3,896)	—	(3,896)
Dividends on common stock				(7,183)			3)	—	—	—	(7,183)	—		(7,183)
Issuance of common stock and other consideration paid in business combination	12,951,743	40					3	9,951,743	125,403	—	—	—	—	125,403
Stock option exercises	89,786	80					4	89,786	804	—	—	—	—	804
Restricted stock awards, net of forfeitures	154,621	33					3	154,621	1,331	—	—	—	—	1,331
Balance, December 31, 2021	4,082	\$ 9	\$ 252	\$ 2	\$ (3,632)	\$ 228	\$ 9	18,774,082	\$ 194,309	\$ 252	\$ 85,982	\$ (3,632)	\$ 228	\$ 277,139
Cumulative effect adjustment of change in accounting method, net of income taxes	—	—	—	42	—	—	2	—	—	—	3,542	—	—	3,542

Other comprehensive income	—	—	—	—	45	—	45
Dividends on common stock	—	—	—	(4,641)	—	—	(4,641)
Stock option exercises	3,750	26	—	—	—	—	26
Restricted stock awards, net of forfeitures	236,863	1,573	—	—	—	—	1,573
Dividend reinvestment plan issuances	7,437	77	—	—	—	—	77
Balance, December 31, 2023	19,198,379	\$ 197,636	\$ 252	\$ 33,157	\$ (45,056)	\$ —	\$ 185,989

(1) Common stock outstanding as of and for the periods presented is reflective of the Company's 3-for-2 stock split effective April 30, 2021 (the "Stock Split").

See accompanying notes to consolidated financial statements.

Blue Ridge Bankshares, Inc.
Consolidated Statements of Cash Flows
For the years ended **December 31, 2022**, **December 31, 2023**, **2021**, **2022**, and **2020**, **2021**

(Dollars in thousands)	For the years ended December 31,		
	2022	2021	2020
Cash Flows From Operating Activities			
Net income from continuing operations	\$ 27,577	\$ 52,624	\$ 17,837
Net income (loss) from discontinued operations	337	(144)	(140)
Adjustments to reconcile net income to net cash provided by (used in) operating activities:			
Depreciation and amortization	1,977	2,144	924
Deferred income tax expense (benefit)	3,025	1,923	(1,680)
Provision for loan losses	17,886	117	10,450
Accretion of fair value adjustments (discounts) on acquired loans	(7,392)	(2,006)	(1,030)
Accretion of fair value adjustments (premiums) on acquired time deposits	(1,480)	(3,225)	(23)
Accretion of fair value adjustments (premiums) on acquired subordinated notes	(101)	(176)	—
Proceeds from sale of mortgage loans held for sale	522,252	1,228,021	1,099,378
Mortgage loans held for sale, originated	(416,772)	(1,171,787)	(1,180,190)
Gain on sale of mortgage loans	(4,451)	(21,432)	(42,140)
Proceeds from sale of guaranteed government loans held for sale	54,271	—	—

Guaranteed government loans held for sale, originated	(88,077)	—	—
Gain on sale of guaranteed government loans	(4,734)	—	—
Gain on sale of Paycheck Protection Program loans	—	(24,315)	—
Realized losses (gains) on sale of available for sale securities	—	144	(211)
(Gain) loss on disposal of premises and equipment	(263)	110	160
Investment amortization expense, net	1,332	1,865	1,138
Amortization of subordinated debt issuance costs	35	206	55
Intangible amortization	1,525	1,671	629
Fair value adjustments of other equity investments	(9,306)	(7,316)	—
Fair value adjustments attributable to mortgage servicing rights	(2,248)	—	—
Fair value adjustments on other real estate owned	—	75	—
Increase in cash surrender value of bank owned life insurance	(1,348)	(932)	(390)
(Increase) decrease in other assets	(5,431)	12,347	(26,332)
Increase (decrease) in other liabilities	5,262	(10,921)	13,002
Net cash provided by (used in) operating activities - continuing operations	93,876	58,993	(108,563)
Net cash provided by operating activities - discontinued operations	55	220	223
Cash provided by (used in) operating activities	93,931	59,213	(108,340)
Cash Flows From Investing Activities			
Net increase in loans held for investment	(631,797)	(59,053)	(53,320)
Net decrease (increase) in federal funds sold	42,477	(41,396)	(295)
Purchases of securities available for sale	(68,261)	(264,929)	(44,164)
Proceeds from calls, sales, paydowns, and maturities of securities available for sale	32,655	71,804	53,595
Proceeds from calls, sales, paydowns, and maturities of securities held to maturity	—	—	1,212
Proceeds from sale of other real estate owned	70	341	—
Proceeds from sale of Paycheck Protection Program loans	—	705,930	—
Net decrease (increase) in Paycheck Protection Program loans	18,439	(382,830)	(292,068)
Net change in restricted equity and other investments	(13,899)	(78)	(2,943)
Purchase of premises and equipment	(455)	(1,217)	(3,010)
Proceeds from sale of premises and equipment	2,211	547	719
Purchase of bank owned life insurance	—	(9,600)	—
Redemption of bank owned life insurance	414	—	—
Capital calls of small business investment company funds and other investments	(11,310)	(11,582)	(609)

(Dollars in thousands)	For the years ended December 31,		
	2023	2022	2021
Cash Flows From Operating Activities			
Net (loss) income from continuing operations	\$ (51,773)	\$ 16,997	\$ 52,624
Net income (loss) from discontinued operations	—	337	(144)
Adjustments to reconcile net (loss) income to net cash provided by (used in) operating activities:			
Goodwill impairment	26,826	—	—
Depreciation and amortization	1,696	1,977	2,144
Deferred income tax (benefit) expense	(7,055)	(20)	1,923
Provision for credit losses - loans	24,703	25,687	117
Benefit for credit losses - unfunded commitments	(2,380)	—	—

Accretion of fair value adjustments (discounts) on acquired loans	(2,611)	(7,392)	(2,006)
Accretion of fair value adjustments (premiums) on acquired time deposits and acquired subordinated notes	(898)	(1,581)	(3,401)
Proceeds from sale of mortgage loans held for sale	251,797	522,252	1,228,021
Mortgage loans held for sale, originated	(248,721)	(416,772)	(1,171,787)
Gain on sale of mortgage loans	(2,098)	(4,451)	(21,432)
Proceeds from sale of guaranteed government loans held for sale	82,524	54,271	—
Guaranteed government loans held for sale, originated	(36,661)	(88,077)	—
Gain on sale of guaranteed government loans	(5,704)	(4,734)	—
Gain on sale of Paycheck Protection Program loans	—	—	(24,315)
Loss (gain) on disposal of premises and equipment and other assets	530	(263)	110
Realized loss on sale of available for sale securities	649	—	144
Realized loss on sale of other equity securities and other investments	1,523	—	—
Investment amortization expense, net	653	1,332	1,865
Amortization of subordinated debt issuance costs	35	35	206
Intangible amortization	1,295	1,525	1,671
Fair value adjustments of other equity investments	110	(9,306)	(7,316)
Fair value adjustments attributable to mortgage servicing rights	2,887	(2,248)	—
Fair value adjustments on other real estate owned	—	—	75
Increase (decrease) in cash surrender value of bank owned life insurance	1,195	(1,348)	(932)
Increase in accrued interest receivable	(3,398)	(1,996)	(4,145)
(Increase) decrease in other assets	(16,632)	2,389	16,492
Increase (decrease) in other liabilities	25,564	5,262	(10,921)
Net cash provided by operating activities - continuing operations	44,056	93,876	58,993
Net cash provided by operating activities - discontinued operations	—	55	220
Cash provided by operating activities	44,056	93,931	59,213
Cash Flows From Investing Activities			
Net increase in loans held for investment	(70,125)	(631,797)	(59,053)
Net (increase) decrease in federal funds sold	(3,025)	42,477	(41,396)
Purchases of securities available for sale	—	(68,261)	(264,929)
Proceeds from calls, sales, paydowns, and maturities of securities available for sale	32,708	32,655	71,804
Proceeds from sale of other equity investments and other investments	7,854	—	—
Proceeds from sale of other real estate owned	264	70	341
Proceeds from sale of Paycheck Protection Program loans	—	—	705,930
Net decrease (increase) in Paycheck Protection Program loans	9,581	18,439	(382,830)
Net change in restricted equity and other investments	2,682	(13,899)	(78)
Purchase of premises and equipment	(961)	(455)	(1,217)
Proceeds from sale of premises and equipment and other assets	1,016	2,211	547
Purchase of bank owned life insurance	—	—	(9,600)
Redemption of bank owned life insurance	—	414	—
Proceeds from sale of LSMG	250	—	—
Capital calls of small business investment company funds and other investments	(5,128)	(11,310)	(11,582)
Net cash acquired in acquisition of Bay Banks of Virginia, Inc.	—	—	44,066
Nonincome distributions from limited liability companies	1,671	1,028	647
Net cash (used in) provided by investing activities - continuing operations	(23,213)	(628,428)	52,650

Net cash provided by (used in) investing activities - discontinued operations	—	245	(166)
Cash (used in) provided by investing activities	(23,213)	(628,183)	52,484

59

Net cash acquired in acquisition of Bay Banks of Virginia, Inc.	—	44,066	—
Nonincome distributions from SBICs and other investments	1,028	647	94
Net cash (used in) provided by investing activities - continuing operations	(628,428)	52,650	(340,789)
Net cash provided by (used in) investing activities - discontinued operations	245	(166)	(96)
Cash (used in) provided by investing activities	(628,183)	52,484	(340,885)
Cash Flows From Financing Activities			
Net increase in demand, savings, and other interest-bearing deposits	312,277	452,173	232,591
Net decrease in time deposits	(106,061)	(127,174)	(9,512)
Common stock dividends paid	(9,175)	(7,183)	(2,436)
FHLB advances	822,900	721,000	676,900
FHLB repayments	(521,200)	(836,000)	(686,700)
FRB advances	—	434,336	363,682
FRB repayments	(17,850)	(722,900)	(82,032)
Stock option exercises	14	804	—
Dividend reinvestment plan issuances	73	—	—
Redemption of subordinated notes	—	(14,150)	—
Issuance of subordinated notes	—	—	15,000
Payment of subordinated notes issuance costs	—	—	(349)
Net cash provided by (used in) financing activities - continuing operations	480,978	(99,094)	507,144
Net cash provided by financing activities - discontinued operations	—	—	—
Cash provided by (used in) financing activities	480,978	(99,094)	507,144
Net (decrease) increase in cash and due from banks	(53,274)	12,603	57,919
Cash and due from banks at beginning of period	130,548	117,945	60,026
Cash and due from banks at end of period	\$ 77,274	\$ 130,548	\$ 117,945
Supplemental Schedule of Cash Flow Information			
Cash paid for:			
Interest	\$ 16,011	\$ 11,583	\$ 10,030
Income taxes	\$ 2,077	\$ 10,131	\$ 2,000
Non-cash investing and financing activities:			
Unrealized (losses) gains on securities available for sale	\$ (53,405)	\$ (6,024)	\$ 1,029
Transfers of securities from held to maturity to available for sale	\$ —	\$ —	\$ 10,980
Restricted stock awards, net of forfeitures	\$ 1,564	\$ 1,331	\$ 567
Assets acquired in business combination	\$ —	\$ 1,224,583	\$ —
Liabilities assumed in business combination	\$ —	\$ 1,107,036	\$ —

Effective settlement of subordinated notes in business combination	\$	—	\$	650	\$	—
Change in goodwill	\$	—	\$	7,206	\$	23
Cumulative effect adjustment of change in accounting method	\$	3,542	\$	—	\$	—
Cash Flows From Financing Activities						
Net (decrease) increase in demand, savings, and other interest-bearing deposits	(436,839)		312,277		452,173	
Net increase (decrease) in time deposits	501,162		(106,061)		(127,174)	
Common stock dividends paid	(4,641)		(9,175)		(7,183)	
FHLB advances	1,940,000		822,900		721,000	
FHLB repayments	(2,041,700)		(521,200)		(836,000)	
FRB advances	65,000		—		434,336	
FRB repayments	(51)		(17,850)		(722,900)	
Stock option exercises	26		14		804	
Dividend reinvestment plan issuances	77		73		—	
Redemption of subordinated notes	—		—		(14,150)	
Net cash provided by (used in) financing activities - continuing operations	23,034		480,978		(99,094)	
Net cash provided by financing activities - discontinued operations	—		—		—	
Cash provided by (used in) financing activities	23,034		480,978		(99,094)	
Net increase (decrease) in cash and due from banks	43,877		(53,274)		12,603	
Cash and due from banks at beginning of period	77,274		130,548		117,945	
Cash and due from banks and restricted cash at end of period	\$ 121,151		\$ 77,274		\$ 130,548	
Supplemental Schedule of Cash Flow Information						
Cash paid for:						
Interest	\$ 67,868	\$ 16,011	\$ 11,583			
Income taxes	\$ 6,656	\$ 2,077	\$ 10,131			
Non-cash investing and financing activities:						
Unrealized losses on securities available for sale	\$ (592)	\$ (53,405)	\$ (6,024)			
Restricted stock awards, net of forfeitures	\$ 1,573	\$ 1,564	\$ 1,331			
Assets acquired in business combination	\$ —	\$ —	\$ 1,224,583			
Liabilities assumed in business combination	\$ —	\$ —	\$ 1,107,036			
Effective settlement of subordinated notes in business combination	\$ —	\$ —	\$ 650			
Change in goodwill	\$ (26,826)	\$ —	\$ 7,206			
Cumulative effect adjustment due to adoption of accounting standard, net of income taxes	\$ (8,111)	\$ —	\$ —			
Cumulative effect adjustment of change in accounting method, net of income taxes	\$ —	\$ 3,542	\$ —			

See accompanying notes to consolidated financial statements.

Note 1. Organization and Basis of Presentation

Blue Ridge Bankshares, Inc. (the "Company"), a Virginia corporation, was formed in 1988 and is registered as a bank holding company under the Bank Holding Company Act of 1956, as amended. The Company is headquartered in Charlottesville, Virginia and conducts its business activities primarily through its wholly-owned subsidiary bank, Blue Ridge Bank, National Association (the "Bank") and its wealth and trust management subsidiary, BRB Financial Group, Inc. (the "Financial Group"). The Company exists primarily for the purposes of holding the stock of its subsidiaries, the Bank and the Financial Group.

The Bank operates under a national charter and is subject to regulation by the Office of the Comptroller of the Currency (the "OCC"). Consequently, it undergoes periodic examinations by this regulatory authority. As a bank holding company, the Company is subject to supervision and regulation by the Board of Governors of the Federal Reserve System (the "Federal Reserve") and the Bureau of Financial Institutions of the Virginia State Corporation Commission, which also periodically conduct examinations of the holding company's activities.

As of December 31, 2022 December 31, 2023, the Bank operated twenty-seven full-service banking offices across its footprint, which stretches from the Shenandoah Valley across the Piedmont region through Richmond and into the coastal peninsulas and Hampton Roads region of Virginia and into north-central North Carolina.

The Company, through the Financial Group, offers management services for personal and corporate trusts, including estate planning, estate settlement and trust administration, insurance products, and investment and wealth management. The Bank's mortgage banking activities include a retail mortgage business operating as Monarch Mortgage and wholesale mortgage business operating as LenderSelect Mortgage Group ("LenderSelect"). LenderSelect offers wholesale and third-party residential mortgage origination services to other financial institutions and credit unions. Mortgage. The Company, through its minority investment in Hammond Insurance Agency, Inc. ("Hammond Insurance") offers property and casualty insurance to individuals and businesses. Employment benefit services are offered under the trade name BluePoint Benefits Benefits.

Restatement

On October 31, 2023, the Company and the Audit Committee of its board of directors, after consultation with the Company's independent registered public accounting firm and the OCC, determined that certain specialty finance loans that, as previously disclosed, were placed on nonaccrual, reserved for, or charged off in the interim periods ended March 31, 2023 and June 30, 2023 should have been reported as nonaccrual, reserved for, or charged off in earlier periods. On November 14, 2023, the Company filed amendments to its annual report on Form 10-K for the year ended December 31, 2022 and its quarterly reports on Form 10-Q for the periods ended March 31, 2023 and June 30, 2023 to restate the consolidated financial statements included therein.

The Company does not believe that the restatements reflect any significant financial impact on the Company's financial condition as of December 31, 2023, or any trends in the Company's business or its prospects. The consolidated financial statements included in this Form 10-K reflect the effects of the aforementioned restatement as of and for the year ended December 31, 2022.

Regulatory Matters

On August 29, 2022, the Bank entered into a formal written agreement (the "Written Agreement") with the OCC, the Bank's primary federal banking regulator. On January 24, 2024, the Bank consented to the issuance of a consent order (the "Consent Order") with the OCC. The Consent Order replaces the Written Agreement, which principally concerned the Bank's fintech operations, and generally incorporates the provisions of the Written Agreement, as well as adding certain new provisions.

Under the terms of the Consent Order, the Bank and/or the board of directors of the Bank is required to take certain actions, including but not limited to, the following:

- Maintain a compliance committee of the Bank's board of directors to monitor and oversee compliance with the Consent Order and regularly submit progress reports to the OCC.
- Submit a written plan acceptable to the OCC detailing remedial actions needed to achieve and sustain compliance with the Bank Secrecy Act (the "B" and the Consent Order, and to address all Bank Secrecy Act/Anti-Money Laundering ("BSA/AML") deficiencies, violations, and corrective actions communicated to the Bank.

- Adopt, review, and monitor the Bank's management in implementing and adhering to, a written program to effectively assess and manage the risks posed by the Bank's third-party relationships.
- Obtain the OCC's written non-objection prior to onboarding or signing a contract with a new third-party fintech relationship, or offering new products or services or conducting new activities with or through existing third-party fintech relationships.
- Ensure that onboarding of new end user accounts within existing third-party fintech relationships and subpartners complies with BSA/AML requirements and submit supporting information to the OCC.
- Adopt, review, and monitor the Bank's management in implementing and adhering to, an effective written BSA risk assessment program to ensure that it provides a comprehensive and accurate assessment of the BSA compliance risk across all products, services, customers, entities, geographic locations, customers, transactions, accounts, and methods the Bank uses to interact with its customers.
- Adopt a revised and expanded independent BSA audit program.
- Ensure that the Bank's BSA function is appropriately staffed with personnel that have requisite expertise, training, skills, and authority, including maintaining a permanent, qualified, and experienced BSA officer.
- Adopt, review, and monitor the Bank's management in implementing and adhering to, revised and expanded risk-based policies, procedures, and processes to obtain and analyze appropriate customer due diligence, enhanced due diligence and beneficial ownership information for all Bank customers.
- Ensure that the Bank's management develops, implements, and adheres to an enhanced written risk-based program for all lines of business, including accounts and sub-accounts provided by and through the Bank's third-party relationships, to ensure compliance with OCC regulations in the filing of suspicious activity reports.
- Submit to the OCC, for review and prior written non-objection, a revised action plan to conduct an expanded review and provide a written report of the Bank's suspicious activity monitoring, including with respect to high-risk customer activity involving the Bank's third-party relationships.
- Implement and adhere to an acceptable written program to effectively assess and manage the Bank's information technology activities, including those activities conducted through and by the Bank's third-party relationships.
- Submit to the OCC, for review and prior written non-objection, an acceptable written strategic plan. Any action that would significantly deviate from the strategic plan must receive prior non-objection from the OCC.
- Maintain a leverage ratio of 10.00% and a total capital ratio of 13.00%, referred to as Individual Minimum Capital Ratios ("IMCRs"). The Bank may not be deemed to be "well capitalized" for purposes of the bank regulatory framework for prompt corrective action. If the Bank fails to achieve and maintain the IMCRs, the OCC may deem the Bank to be "undercapitalized" under such regulatory provisions.
- Submit to the OCC, for review and prior written non-objection, an acceptable written capital plan, consistent with the Bank's strategic plan, including specific plans for the achievement and maintenance of adequate capital no less than that required by the Consent Order.

Complete copies of the Written Agreement and the Consent Order are included as Exhibits 10.13 and 10.14, respectively, to this Form 10-K.

Securities Purchase Agreement

On December 21, 2023, the Company entered into a Securities Purchase Agreement (the "Securities Purchase Agreement") with Kenneth R. Lehman, Castle Creek Capital Partners VIII, L.P. ("Castle Creek"), other institutional investors, and certain directors and executive officers of the Company (collectively, the "Purchasers") pursuant to which the Company has agreed to issue and sell to the Purchasers (i) 60 million shares of the Company's common stock at a purchase price of \$2.50 per share and (ii) warrants to purchase approximately 29.4 million shares of the Company's common stock at an exercise price of \$2.50 per share in a private placement (the "Private Placement").

for gross proceeds of \$150 million. The Company will issue the warrants to each Purchaser other than the Company's directors and executive officers who are participating in the Private Placement.

The obligations of the Company and the Purchasers to consummate the Private Placement pursuant to the Securities Purchase Agreement are subject to the satisfaction or waiver of certain closing conditions, including receipt of shareholder approval of (i) an amendment to the Company's articles of incorporation to increase the number of authorized shares of common stock to 150 million shares and (ii) the issuance of the shares, the warrants, and the warrant shares pursuant to applicable listing standards of the NYSE American Market.

The closing is further conditioned on (i) receipt by Mr. Lehman and Castle Creek of any required bank regulatory approvals, waivers, or non-objections; (ii) the shares and warrant shares having been authorized for listing on the NYSE American market; (iii) the Purchasers having remitted an aggregate of at least \$130 million (including at least \$3.1 million by directors and executive officers of the Company); and (iv) the Bank complying with certain minimum capital requirements.

The Private Placement is subject to closing conditions and is expected to close late in the first quarter or early in the second quarter of 2024. The Company plans to use the net proceeds from the Private Placement for general corporate purposes and to reposition business lines, support organic growth, and enhance capital levels of the Bank, including meeting the IMCRs per the Consent Order. A complete copy of the Securities Purchase Agreement is included as Exhibit 10.15 to this Form 10-K.

Going Concern

In connection with the preparation of financial statements for each reporting period, the Company evaluates whether conditions or events, considered in the aggregate, exist that would raise substantial doubt about the Company's ability to continue as a going concern within one year after the date the financial statements are issued. If substantial doubt exists, specific disclosures are required to be included in the Company's financial statements issued.

The Company's consolidated financial statements have been prepared assuming that the Company will continue as a going concern, which contemplates continuity of operations, realization of assets, liquidation of liabilities, and other considerations in the normal course of business. The realization of assets and the liquidation of liabilities in the normal course of business are dependent on, among other things, the Company's ability to operate profitably, to generate cash flows from operations, and maintain sufficient liquidity.

Management has developed the following plans to alleviate the substantial doubt about the Company's ability to continue as a going concern:

- **Compliance with the Consent Order** - The Company's management and board of directors is actively working to bring policies, procedures, and operations into conformity with OCC directives. In connection therewith, the Company has plans to substantially exit its banking-as-a-service ("BaaS") fintech operations in 2024. Additionally, the Bank has added talented leadership to solidify the risk management practices of the Company. The Company is also utilizing third-party consultants and other advisors to assist in complying with OCC directives.
- **Increasing Capital** - In the latter half of 2023, the Company initiated a capital raise, which culminated in the Private Placement. On March 7, 2024, the Company filed a Form 8-K with the Securities and Exchange Commission ("**BluePoint Benefits**" SEC") disclosing that the Company had received sufficient votes to approve the Private Placement at a special meeting of shareholders held on March 6, 2024. A substantial portion of the net proceeds of the Private Placement will be immediately contributed to the Bank as tier 1 regulatory capital to meet the IMCRs as outlined in the Consent Order.
- **Managing Liquidity** - Managing the Company's liquidity position through the substantial exit of the BaaS operations will require significant liquidity oversight. The Company has a closely managed BaaS winddown plan that is an element of its liquidity management. Management intends to utilize proceeds from the Private Placement, the contraction of the Company's balance sheet, particularly loans, secured funding facilities, as well as core deposit growth to meet its liquidity requirements.
- **Improving Asset Quality** - The increase in the Company's allowance for credit losses ("ACL"), charge-offs, and nonperforming loans as of and for the years ended December 31 2023 and 2022 were largely related to a group of specialty finance loans. The Company does not believe this level of nonperforming

loans is representative of its loan portfolio, as a whole, and expects these levels will decline going forward. Additionally, the Company routinely under third-party independent loan reviews, and recent reviews have supported these beliefs. However, many conditions affect borrowers' ability to repay the loans, including, but not limited to, property values, interest rates, and general market conditions.

- **Increasing Earnings** - Nonrecurring items contributed to the reported \$51.8 million net loss for the year ended December 31, 2023, including a \$26.6 million non-cash, after-tax goodwill impairment charge and a \$4.8 million after-tax settlement reserve for the ESOP litigation assumed in the 2019 acquisition of Virginia Community Bankshares, Inc. ("VCB"). The Company also reported a significant increase in its ACL in 2023 related to a group of specialty finance loans. Satisfying the Consent Order and substantially exiting fintech BaaS activities will significantly reduce noninterest expenses and improve earnings.

Based on management's assessment of the Company's ability to alleviate the substantial doubt about its ability to continue as a going concern, these consolidated financial statements do not include any adjustments related to the recoverability and classification of recorded asset amounts or the amounts and classification of liabilities that might be necessary should the Company be unable to continue as a going concern.

Other Matters

On May 15, 2023, the Company sold its wholesale mortgage business operating as LenderSelect Mortgage Group ("LSMG") to a third-party for \$250 thousand in cash. The Company recorded a loss on the sale of LSMG of \$553 thousand, which is reported in other noninterest income in the consolidated statements of operations for the year ended December 31, 2023.

The Company sold its majority interest in MoneyWise Payroll Solutions, Inc. ("MoneyWise") to the holder of the minority interest in MoneyWise in the first quarter of 2022. Asset and liability balances and statement of operation amounts related to MoneyWise are reported as discontinued operations for all periods presented.

On January 31, 2021, the Company completed a merger with Bay Banks of Virginia, Inc. ("Bay Banks"), a bank holding company conducting substantially all its operations through its bank subsidiary, Virginia Commonwealth Bank, and the Financial Group (formerly VCB Financial Group, Inc.). Immediately following the Company's merger with Bay Banks, Bay Banks' subsidiary bank was merged with and into the Bank, while the Financial Group became a subsidiary of the Company (collectively, the "Bay Banks Merger").

The Company sold its majority interest in MoneyWise Payroll Solutions, Inc. ("MoneyWise") to Information contained herein as of December 31, 2023 and 2022 includes the holder balances of Bay Banks; information contained herein as of and for the year ended December 31, 2021 includes the operations of Bay Banks for the period immediately following the effective date of the minority interest in MoneyWise in the first quarter of 2022. Asset and liability balances and income statement amounts related to MoneyWise are reported as discontinued operations for all periods presented.

On August 29, 2022, the Bank entered into a formal written agreement (the "Written Agreement") with the OCC, the Bank's primary federal banking regulator. The Written Agreement principally concerns the Bank's fintech line of business and requires the Bank to continue enhancing its controls for assessing and managing the third-party, Bank Secrecy Act/Anti-Money Laundering, and information technology risks stemming from its fintech partnerships. A complete copy of the Written Agreement was furnished in a Form 8-K filed with the Securities and Exchange Commission (the "SEC") on September 1, 2022 and can be accessed on the SEC's website (www.sec.gov) and the Company's website (www.blueridgebankshares.com) Bay Banks Merger (January 31, 2021) through December 31, 2021. The Bank is actively working to bring its fintech policies, procedures, and operations into conformity with OCC directives and believes its work to date has been delivered on schedule.

The accompanying consolidated financial statements of the Company include the accounts of the Bank and the Financial Group and were prepared in accordance with accounting principles generally accepted in the United States of America ("GAAP") and to general practices within the banking industry. All significant intercompany balances and transactions have been eliminated in consolidation.

Information contained herein as of December 31, 2022 includes the balances of Bay Banks; information contained herein as of and for the year ended December 31, 2021 includes the operations of Bay Banks for the period immediately following the effective date of the Bay Banks Merger (January 31, 2021) through December 31, 2021.

Certain amounts presented in the consolidated financial statements of prior periods have been reclassified to conform to current year presentations, including the following instances. The reclassifications had no effect on net income, net income per share, or shareholders' equity, as previously reported.

Correction of Immaterial Classification Error

During the third quarter of 2022, the Company determined that a deposit account classified as a noninterest-bearing demand deposit as of December 31, 2021 should have been classified as an interest-bearing demand deposit. The Company has changed the classification of this deposit account on its December 31, 2021 consolidated balance sheet, which resulted in a \$20.3 million decrease from what was previously reported in the Company's 2021 Form 10-K in noninterest-bearing demand deposits with a corresponding increase in interest-bearing demand deposits of the same amount. This change in classification did not affect the Company's reported total assets, deposits, or earnings as of and for the year ended December 31, 2021 on its consolidated balance sheet and statement of operations. The Company evaluated and concluded that its previously issued financial statements were not materially misstated due to this change in classification.

Note 2. Summary of Significant Accounting Policies

The significant accounting and reporting policies of the Company outlined below are in accordance with GAAP.

(a) Use of Estimates

In preparing consolidated financial statements in conformity with GAAP, management is required to make estimates, judgments, and assumptions that affect the reported amounts of assets and liabilities, and disclosures of contingent assets and contingent liabilities, as of the date of the consolidated financial statements and reported amounts of revenues and expenses during the reporting period. Actual results could differ from those estimates. Material estimates that are particularly susceptible to significant change in the near term relate to accounting for

64

business combinations, accounting for acquired loans, the allowance for loan credit losses, the valuation of deferred tax assets, mortgage servicing rights, and the valuation of derivative instruments and certain investments.

(b) Cash and due from banks, and federal funds sold, and restricted cash

For purposes of the consolidated statements of cash flows and balance sheets, cash and due from banks include cash on hand and amounts due from banks, including short-term investments with original maturities of less than 90 days.

Federal funds sold represents excess bank reserves lent (generally on an overnight basis) to other financial institutions in the federal funds market. Federal funds sold are separately disclosed within the consolidated balance sheets.

Restricted cash represents amounts held in an interest-earning collateral account at a financial institution for the benefit of one of the Bank's network partners. This network partner facilitates the Bank's fintech banking-as-a-service transactions.

(c) Investment Securities

Management determines the appropriate classification of securities at the time of purchase. If management has the intent and the Company has the ability at the time of purchase to hold securities until maturity, they are classified as held to maturity ("HTM") and carried at amortized historical cost. Securities not intended to be held to maturity HTM are classified as available for sale ("AFS") and carried at fair value. Securities available for sale AFS are intended to be used as part of the Company's asset and liability management strategy and may be sold in response to liquidity needs, changes in interest rates, prepayment risk, or other similar factors. Securities reclassified from one category to another are transferred at fair market value.

Amortization of premiums and accretion of discounts on securities are reported as adjustments to interest income using the effective interest method. Realized gains and losses on dispositions are based on the net proceeds and the adjusted book value of the securities sold using the specific identification method and recorded on the date of settlement. Unrealized gains and losses on investment securities available for sale AFS are based on the difference between book value and fair value of each security. These gains and losses are credited or charged to shareholders' equity, net of tax, whereas realized gains and losses flow through the Company's current earnings.

62

Investment securities for which the fair value of the security is less than its amortized cost are evaluated on a quarterly basis for credit related other-than-temporary impairment ("OTTI"). For debt securities, impairment is considered other-than-temporary and recognized in its entirety in the consolidated statements of income if either the Company intends to sell the security or it is more likely than not that it will be required to sell the security before recovery of its amortized cost basis. If, however, the Company does not intend to sell the security and it is not more likely than not that it will be required to sell the security before recovery, management must determine what portion of the impairment is attributable to a credit loss, which occurs when the amortized cost basis of the security exceeds the present value of the cash flows expected to be collected from the security. If there is credit loss, the loss is recognized in the consolidated

statements of income, and the remaining portion of the impairment is recognized in other comprehensive income (loss). Consideration is given to (1) the length of time and the extent to which the fair value has been less than cost, (2) the financial condition and near-term prospects of the issuer, and (3) the intent and ability of the Company to retain its investment in the issuer for a period of time sufficient to allow for any anticipated recovery in fair value. In analyzing an issuer's financial condition, management considers whether the securities are issued by the federal government or its agencies, whether downgrades by bond rating agencies have occurred, and the results of reviews of the issuer's financial condition.

The Company has made equity investments in several a fintech companies, company and other limited partnership investments, which are being accounted for as equity securities under Accounting Standards Codification ("ASC") 321, Investments – Equity Investments. None Few of the Company's fintech these equity investments have readily-determinable fair values and most are reported at cost, less impairment, if any. The Company reports such investments at fair value if observable market transactions have occurred in similar securities. Several of the fintech entities Company's equity investments had observable market transactions in 2022 2023 and 2021 2022 that, in the opinion of management, were in securities similar to the Company's existing investments. Accordingly, the Company recorded fair market value adjustments (unrealized (losses) gains) on its existing investments totaling (\$110 thousand), \$9.3 million, and \$7.3 million for the years ended December 31, 2022 December 31, 2023, 2022, and 2021, respectively, which is are reported in noninterest income as fair value adjustments on other equity investments on Company's the consolidated statements of operations. These investments, inclusive of the fair value adjustments, totaled \$21.6 12.9 million and \$12.3 23.8 million as of December 31, 2022 December 31, 2023 and 2021, 2022, respectively, and are included in other equity investments on the Company's consolidated balance sheets.

Other equity investments are also periodically evaluated for impairment using information obtained either directly from the investee or from a third-party broker. If an impairment has been identified, the carrying value of the investment is written down to its estimated fair market value through a charge to earnings.

The Company also holds investments in early-stage focused investment funds, small business investment companies ("SBIC"), and low-income housing partnerships, which are reported in other investments on the consolidated balance sheets, and total totaled \$29.5 million and \$24.7 million and \$12.7 million as of December 31, 2022 December 31, 2023 and 2021, 2022, respectively. These investments do not have readily-determinable fair values, are generally reported at amortized cost, and are periodically evaluated for potential impairment.

(d) Loans Held for Sale

Mortgage loans originated or purchased and intended for sale in the secondary market are carried at estimated fair value in the aggregate. Changes in fair value are recognized in residential mortgage banking income on the

65

consolidated statements of income. operations. The Company participates in a mandatory delivery program for its government guaranteed and conventional mortgage loans. Under the mandatory delivery program, loans with interest rate locks are paired with the sale of a to-be-announced ("TBA") mortgage-backed security bearing similar attributes in the aggregate. Under the mandatory delivery program, the Bank commits to deliver loans to an investor at an agreed upon price after the close of such loans. This differs from During 2023, the Company began participating with a best efforts delivery program, which sets the sale price with the investor on a loan-by-loan basis when each loan is locked. As of December 31, 2023 and 2022, residential mortgage loans classified as held for sale on the Company's consolidated balance sheets were \$14.1 million and \$15.1 million, respectively.

Certain consumer and small business loans originated by the Company and sourced by fintech partners are classified on the Company's consolidated balance sheets as held for sale. These loans are originated by the Bank and either are sold directly to the applicable fintech partner or another investor at par, generally up to 10 30 days from origination. These loans are carried at amortized cost. As of December 31, 2022 December 31, 2023 and 2021, 2022, fintech loans held for sale totaled \$9.8 27.7 million and \$5.8 9.8 million, respectively, and are included in loans held for sale on the Company's consolidated balance sheets.

The Company holds for sale the conditionally guaranteed portion of certain loans guaranteed by the U.S. Small Business Administration or the U.S. Department of Agriculture, (collectively collectively referred to as "government guaranteed loans"). These loans are carried at the lower of cost or fair market value. Net unrealized losses, if any, are recorded as a valuation allowance and charged to earnings. Gains or losses on government guaranteed loans held for sale are recognized upon completion of the sale, based on the difference between the selling price and the carrying value of the related loan sold. As of

December 31, 2022, December 31, 2023 and 2021, 2022, government guaranteed loans classified as held for sale on the Company's consolidated balance sheets were \$44.7 million and \$44.7 million, respectively.

(e) Loans Held for Investment and Allowance for Loan Losses ACL

Loans receivable that management has the intent and ability to hold for the foreseeable future or until loan maturity or pay-off are reported held for investment at their outstanding principal balance adjusted for any charge-offs and net of any deferred fees (including purchase accounting adjustments) and origination costs. costs (collectively referred to as "recorded investment"). Loan origination fees and certain direct origination costs are deferred and amortized accreted (or amortized) as an adjustment of the yield using the payment terms required by the loan contract.

As a result of the Bay Banks Merger and the Company's acquisition of Virginia Community Bankshares, Inc. in 2019, the Company's loan portfolio is segregated between loans initially accounted for under the amortized cost method (referred to as "originated" loans) and loans acquired (referred to as "acquired" loans). The loans segregated to the acquired loan portfolio were initially measured at fair value and subsequently accounted for under either ASC 310-30, Loans and Debt Securities Acquired with Deteriorated Credit Quality, or ASC 310-20, Nonrefundable Fees and Other Costs.

Purchased credit-impaired ("PCI") loans, which were the nonperforming loans acquired in the Company's acquisitions, were acquired at a discount that is due, in part, to credit quality and are accounted for under ASC 310-30. These loans are initially recorded at fair value (as determined by the present value of expected future cash flows) with no allowance for loan losses. The Company accounts for interest income on all loans acquired at a discount (that is due, in part, to credit quality) based on the acquired loans' expected cash flows. The acquired loans may be aggregated and accounted for as a pool of loans if the loans being aggregated have common risk characteristics. A pool is accounted for as a single asset with a single composite interest rate and an aggregate expectation of cash flow. The difference between the cash flows expected at acquisition and the investment in the loans, or the "accretable yield," is recognized as interest income utilizing the level-yield method over the life of each pool. Increases in expected cash flows subsequent to the acquisition are recognized prospectively through adjustment to any previously recognized allowance for loan loss for that pool of loans and then through an increase in the yield on the pool over its remaining life, while decreases in expected cash flows are recognized as impairment through a loss provision and an increase in the allowance for loan losses. Therefore, the allowance for loan losses on these impaired pools reflects only losses incurred after the acquisition (representing the present value of all cash flows that were expected at acquisition but currently are not expected to be received).

The Company periodically evaluates the remaining contractual required payments due and estimates of cash flows expected to be collected for PCI loans. These evaluations, performed no less than semi-annually, require the continued use of key assumptions and estimates, similar to the initial estimate of fair value. Changes in the contractual required payments due and estimated cash flows expected to be collected may result in changes in the accretable yield and non-accretable difference or reclassifications between accretable yield and the non-accretable difference. On an aggregate basis, if the acquired pools of PCI loans perform better than originally expected, the Company would expect to receive more future cash flows than originally modeled at the acquisition date. For the pools with better than expected cash flows, the forecasted increase would be recorded as an additional accretable yield that is recognized as a prospective increase to the Company's interest income on loans.

Loans are generally placed into nonaccrual status when they are past due 90 days or more as to either principal or interest or when, in the opinion of management, the collection of principal and/or interest is in doubt. A loan remains in nonaccrual status until the loan is current as to payment of both principal and interest or past due less than 90 days and the borrower demonstrates the ability to pay and remain current. When cash payments are received, they are applied to principal first, then to accrued interest. It is the Company's policy not to record interest income on nonaccrual loans until principal has become current. In certain instances, accruing loans that are past due 90 days or more as to principal or interest may not go be placed on nonaccrual status, if the Company determines that the loans are well secured well-secured and are in the process of collection.

On January 1, 2023, the Company adopted Accounting Standards Update ("ASU") No. 2016-13 - Financial Instruments – Credit Losses (Topic 326): Measurement of Credit Losses on Financial Instruments along with amendments ASU 2019-11 - Codification Improvements to Topic 326, Financial Instruments – Credit Losses, and ASU 2022-02 - Financial Instruments – Credit Losses (Topic 326): Troubled Debt Restructurings and Vintage Disclosures ("ASU 2022-02"). Together, these ASUs, referred to herein as "ASC 326", replace the incurred loss impairment methodology with the current expected credit loss methodology ("CECL") and require consideration of a broader range of information to determine credit loss estimates at the reporting date based on historical experience, current conditions, and reasonable and supportable forecasts. ASC 326 applies to financial assets subject to credit losses that are measured at amortized cost and certain off-balance sheet credit exposures, which include, but are not limited to, loans held for investment, leases, securities HTM, loan commitments, and financial guarantees.

The following table presents the impact to the consolidated balance sheet as the result of adopting ASC 326 effective January 1, 2023.

(Dollars in thousands)	January 1, 2023	December 31, 2022	Impact of
	Post-ASC 326 Adoption	Pre-ASC 326 Adoption	ASC 326 Adoption
Assets:			
Loans held for investment, net of deferred fees and costs	\$ 2,399,757	\$ 2,399,092	\$ 665
Allowance for credit losses	(38,158)	(30,740)	(7,418)
Deferred tax asset, net	14,561	12,227	2,334
Liabilities:			
Reserve for unfunded commitments (1)	5,504	1,812	3,692
Stockholders' Equity:			
Retained earnings	89,571	97,682	(8,111)

(1) Included in other liabilities on the consolidated balance sheets

The ACL represents management's best estimate of credit losses over the remaining life of the loan portfolio. Loans are charged-off in whole or in part against the ACL when a management believes the loan or a portion thereof balance is considered uncollectible.

Nonperforming assets include nonaccrual loans, loans past due 90 days or more, and other real estate owned ("OREO").

no longer collectible. Subsequent recoveries of previously charged-off amounts (recoveries) are recorded as increases to the ACL. The Company maintains provision for credit losses is an allowance for loan losses at a level amount sufficient to bring the ACL to an estimated balance that represents management's best estimate of known and inherent management considers adequate to absorb lifetime expected losses in the Company's held for investment loan portfolio. Both The ACL is a valuation account that is deducted from the loans' recorded investment to present the net amount expected to be collected on the loans. In accordance with ASC 326, the Company elected to exclude accrued interest from the recorded investment basis in its determination of the provision expense ACL for loans held for investment, and instead reverses accrued but unpaid interest through interest income in the level period in which the loan is placed on nonaccrual status.

Management's determination of the allowance for adequacy of the ACL under ASC 326 is based on an evaluation of the composition of the loan losses are impacted by many factors, including general and industry-specific portfolio, current economic conditions, actual historical loan loss experience, reasonable and expected credit losses, historical trends, supportable forecasts, and specific conditions other risk factors. The Company uses a third-party CECL model in estimating the ACL on a quarterly basis. Loans with similar risk characteristics are collectively assessed within pools (or segments). Loss estimates within the collectively assessed population are based on a combination of pooled assumptions and loan-level characteristics. The Company determined that using federal call codes is an appropriate loan segmentation methodology, as it is generally based on risk characteristics of a loan's underlying collateral. Using federal call codes also allows the Company to utilize publicly-available external information when developing its estimate of the individual borrowers. As a part of ACL. The discounted cash flow ("DCF") method is the analysis, primary credit loss estimation methodology used by the Company uses comparative peer group data and qualitative involves estimating future cash flows for each individual loan and discounting them back to their present value using the loan's contractual interest rate, which is adjusted for any net deferred fees, costs, premiums, or discounts existing at the loan's origination or acquisition date (also referred to as the effective interest rate). The DCF method also considers factors such as levels loan term, prepayment or curtailment assumptions, and other relevant economic factors that could affect future cash flows. By discounting the cash flows, this method incorporates the time value of money and reflects the credit risk inherent in the loan.

In applying future economic forecasts, the Company utilizes a forecast period of one year and then reverts to the mean of historical loss rates on a straight-line basis over the following one-year period. The Company considers economic forecasts of national gross domestic product and unemployment rates from the Federal Open Market Committee to inform the model for loss estimation. Historical loss rates used in the quantitative model were derived using both the Bank's and peer bank data obtained from publicly-available sources (i.e., federal call reports) encompassing an economic cycle (specifically, the period of 2004 through

2019). The Bank's peer group utilized is comprised of financial institutions of relatively similar size (i.e., \$3 - \$5 billion of total assets) and in similar markets. Management also considers qualitative adjustments when estimating loan losses to take into account the model's quantitative limitations. Qualitative adjustments to quantitative loss factors, either negative or positive, may include considerations of trends in delinquencies, nonaccrual loans, charged-off loans, changes in volume and terms of loans, effects of

64

changes in lending policy, experience and ability and depth of management, national regional and local economic trends and conditions, and concentrations of credit, competition, and loan review results to support estimates. results.

The allowance for loan losses is increased or decreased by provision for loan losses, increased by recoveries of loans previously charged off, and decreased by loans charged off.

The Company also maintains an allowance for loan losses for acquired loans: (i) accounted for under ASC 310-30, when there is deterioration in credit quality subsequent to acquisition, and (ii) accounted for under ASC 310-20, when the inherent losses in the loans exceed the remaining discount recorded at the time of acquisition.

The allowance for loan losses consists of specific and general components. The specific component relates to For those loans that are determined to be impaired and, therefore, do not share similar risk characteristics, the Company evaluates the ACL needs on an individual (or loan-by-loan) basis. This population of individually evaluated for impairment. The Company considers loans (or loan relationships with the same primary source of repayment) is determined on a loan to be impaired when 1) quarterly basis and is based on whether (1) the risk grade of the loan is substandard or worse and the balance of the loan exceeds \$500,000, or 2) (2) the risk grade of the loan is a troubled debt restructuring ("TDR") special mention

67

and the balance exceeds \$1,000,000, regardless of balance. The Company determines and recognizes impairment of certain loans when, based on current information and events, it is probable that it will be unable to collect all amounts due according to or (3) the loan agreement. A loan is not considered impaired during a period of delay in payment if the Company expects to collect all amounts due, including past-due interest. The Company evaluates the impairment of certain loans on a loan-by-loan basis for those loans that are adversely risk rated. loan's terms differ significantly from other pooled loans. Measurement of impairment credit loss is based on the expected future cash flows of an impaired individually evaluated loan, discounted at the loan's effective interest rate, or measured on an observable market value, if one exists, or the fair estimated market value of the collateral underlying the loan discounted to consider for estimated costs to sell the collateral for collateral-dependent loans. If the net value applying these measures is less than the loan's carrying value (including accrued interest and any unamortized premium or discount associated with the loan) an impairment is recognized and recorded investment, a specific reserve is established for recorded in the impaired loan. Loans classified as loss loans are fully reserved or charged-off. ACL and charged-off in the period when management believes the loan balance is no longer collectible.

The general component Company has an ACL management "work group", which includes the Chief Financial Officer, Chief Credit Officer, Chief Accounting Officer, and head of the allowance Bank's special asset group, who approve the key methodologies and assumptions, as well as the final ACL, on a quarterly basis. While management uses available information at the time of estimation to determine expected credit losses on loans, future changes in the ACL may be necessary based on changes in portfolio composition, portfolio credit quality, changes in underlying facts for loan losses covers those loans not classified as impaired and those loans classified as impaired that are not individually evaluated for impairment. Loans loans, and/or economic conditions. In addition, bank regulatory agencies and the Company's independent auditors periodically review its ACL and may require an increase in the general component population are segmented into homogenous groups that share similar characteristics and receive a loss factor that is ACL or the recognition of further loan charge-offs, based on historical loss experience and adjusted for other internal or external influences on credit quality that are not fully reflected in the historical data. Internal and external factors include, but are not limited to, internal underwriting standards, loan portfolio composition and concentrations, and local and national economic conditions. judgments different than those of management.

Upon the adoption of ASC 326, the Company recorded an increase in its ACL of \$7.4 million, along with an after-tax cumulative effect adjustment, which reduced stockholders' equity by \$5.2 million.

Collateral-dependent Loans considered to be TDRs are

The Company has certain loans that have their terms restructured (e.g., interest rates, loan maturity date, payment and amortization period, etc.) in circumstances that provide payment relief to a borrower for which repayment is dependent upon the operation or sale of collateral, as the borrower is experiencing financial difficulty. All restructured The underlying collateral can vary based upon the type of loan. The following provides more detail about the types of collateral that secure collateral-dependent loans:

- Commercial real estate loans may be secured by either owner occupied commercial real estate or non-owner occupied commercial real estate. Typical owner occupied commercial real estate loans are considered impaired secured by office buildings, warehouses, manufacturing facilities, and other commercial and industrial properties occupied by operating companies. Repayment is generally from the cash flows of the business occupying the property. Non-owner occupied commercial real estate loans are generally secured by office buildings, retail facilities, multifamily properties, land under development, industrial properties, as well as other commercial or industrial real estate.
- Commercial and may either be in accruing status or nonaccruing status. Nonaccruing restructured industrial loans may return to accruing status provided doubt has been removed concerning be secured by non-real estate collateral such as accounts receivable, inventory, equipment, or other similar assets. In the collectability case of principal specialty finance loans, the collateral may include intangible assets, the enterprise value of a company, or investments in publicly or privately traded companies.
- Residential real estate loans are typically secured by first mortgages, and interest as evidenced in some cases secured by a sufficient period second mortgage.
- Home equity lines of payment performance credit are generally secured by second mortgages on residential real estate property.
- Consumer loans are generally secured by automobiles, recreational vehicles, and other personal property. Some consumer loans are unsecured, have no underlying collateral, and would not be considered collateral-dependent.

Acquired Loans

The Company has acquired loans through its mergers with Bay Banks and Virginia Community Bankshares, Inc. in accordance 2019. Prior to the adoption of ASC 326, a portion of these loans were classified as purchased-credit impaired ("PCI") under ASC 310-30 – Loans and Debt Securities Acquired with Deteriorated Credit Quality. Upon the restructured terms adoption of ASC 326, the Company elected to designate its existing PCI loans as purchased credit deteriorated ("PCD") loans using the prospective transition approach. Previously established PCI loan "pools" were eliminated, and, as a result, an increase in the ACL for PCD loans of \$665 thousand was recorded, and a corresponding increase in the recorded investment basis of loans held for investment was recorded. This amount represented the then-existing credit discount. The recorded investment of PCD loans post ASC 326 adoption on January 1, 2023 was

68

\$59.3 million, which includes a non-credit discount of \$5.6 million that is accreted into interest income over the remaining contractual lives of the underlying loans.

Modified Loans may be removed

ASU 2022-22 eliminated the concept of troubled debt restructurings ("TDRs") from the restructured category accounting standards for companies that have adopted ASC 326. ASU 2022-02 requires additional disclosures for certain loan modifications and disclosures of gross charge-offs by year of origination. Specifically, loan modification disclosures in the year periods subsequent to the restructuring, if their revised loan terms adoption of ASC 326 must be made for modifications of existing loans to borrowers who were experiencing financial difficulties at the time of the modification. The modification type must include a direct change in the timing or amount of a loan's contractual cash flows. The additional disclosures are considered applicable to situations where there is: principal forgiveness, an interest rate reduction, an other-than-insignificant payment delay (generally, greater than 90 days), a term extension, or any combination thereof.

ACL for Securities AFS

The Company evaluates the fair value and credit quality of its securities AFS portfolio on a quarterly basis. In the event the fair value of a security falls below its amortized cost basis, the security is evaluated to determine whether the decline in value was caused by changes in market interest rates or security credit quality. The primary indicators of credit quality for the Company's securities AFS portfolio are security type and credit rating, which is influenced by a number of security specific factors that may include obligor cash flow, geography, seniority, and others. If unrealized losses are related to credit quality, the Company estimates the credit-related loss by evaluating the present value of cash flows expected to be consistent collected from the security with terms the amortized cost basis of the security. Subsequent to the adoption of ASC 326, if the present value of cash flows expected to be collected is less than the amortized cost basis of the security and a credit loss exists, then an ACL is recorded for the credit loss through a provision for credit losses, limited by the amount that can the fair value is less than amortized cost basis. As of December 31, 2022, the Company did not have any other-than-temporarily impaired securities AFS; therefore, upon adoption of ASC 326, an ACL for securities AFS was not warranted.

Reserve for Unfunded Commitments

The Company estimates expected credit losses over the contractual period when the Company is exposed to credit risk via a contractual obligation to extend credit, unless that obligation is unconditionally cancelable by the Company. The reserve for unfunded commitments is adjusted as a provision for credit loss expense. The estimate includes consideration of the likelihood that funding will occur and the existence of third-party guarantees, and estimate of credit losses on commitments expected to be obtained funded is determined using the same loss rates of similar financial instruments derived in the credit market estimation of ACL for loans held for investment. Upon the adoption of ASC 326, the Company recorded an increase in its reserve for unfunded commitments of \$3.7 million, along with comparable risk and if they meet certain performance criteria, an after-tax cumulative effect adjustment, which reduced stockholders' equity by \$2.9 million.

(f) Premises and Equipment

Land is carried at cost. Premises and equipment, other than land, are carried at cost less accumulated depreciation and amortization. Depreciation is computed using the straight-line method over the estimated useful life of the asset. Estimated useful lives ranges from 39 to 40 years years for buildings and from 3 to 15 years years for furniture, fixtures, and equipment.

Amortization of leasehold improvements is computed using the straight-line method over the shorter of the useful life of the improvements or the lease term. Purchased computer software, which is capitalized, is amortized over estimated useful lives of one to three years.

(g) Leases

In accordance with the requirements of ASC 842, Leases, the Company evaluates new real estate and equipment leases to determine whether the contractual arrangements constitute a lease, or contain an embedded lease, which would be in scope under ASC 842 and whether such leases would meet the requirements of an operating or financing lease under the standard.

For operating leases, right-of-use assets ("ROU assets") and lease liabilities are recognized at the commencement date of the lease. ROU assets represent the Company's right to use leased assets over the term of the lease. Lease liabilities represent the Company's contractual obligation to make lease payments over the lease term

69

65

and are measured as the present value of the lease payments over the lease term. ROU assets are measured as the amount of the lease liability adjusted for certain items such as prepaid lease payments, unamortized lease incentives, and unamortized direct costs. ROU assets are amortized on a straight-line basis less the periodic interest expense adjustment of the lease liability and the amortization is included in occupancy expense in the Company's consolidated statements of operations. The discount rate used for the present value calculations for lease liabilities was the rate implicit in the lease if determinable, and when the rate was not determinable, the Company used its incremental, collateralized borrowing rate with the Federal Home Loan Bank of Atlanta ("FHLB") for the period that most closely coincided with the respective lease term as of the commencement date of the lease.

Most of the Company's leases include renewal options, with renewal terms extending the lease obligation up to as much as eight years. Lease terms may include renewal or extension options to the extent they are reasonably certain to be exercised as assessed at lease commencement. As of and for the years ended December 31, 2022, December 31, 2023 and 2021, 2022, the Company did not have any leases that met the standard definition of a finance lease nor did it engage in any sale-leaseback transactions or have any material sublease income. In accordance with the ASC, the Company elects not to recognize an ROU asset and lease obligation for contracts with an initial term of twelve months or less. The expense associated with these short-term leases is included in noninterest expense in the consolidated statements of operations. To the extent that a lease arrangement includes both lease and non-lease components, the Company has elected not to account for these separately.

Rent expense on operating leases is recorded using the straight-line method over the appropriate lease term.

(h) Goodwill and Other Intangible Assets

Goodwill, which represents the excess of purchase price over fair value of net assets acquired, is not amortized but is evaluated at least annually for impairment by comparing its fair value with its carrying amount. Impairment is indicated when the carrying amount of a reporting unit exceeds its estimated fair value.

Goodwill arises from business combinations and is generally determined as the excess of the fair value of the consideration transferred, plus the fair value of any noncontrolling interests in the acquiree, over the fair value of the net assets acquired and liabilities assumed as of the acquisition date. Goodwill and intangible assets acquired in a business combination and determined to have an indefinite useful life are not amortized, but tested for impairment at least annually or more frequently if events and circumstances exist that indicate that a goodwill impairment test should be performed. The Company performs the impairment test annually during the fourth quarter. Goodwill is the only intangible asset with an indefinite life on the Company's balance sheet. During the third quarter of 2023, management concluded that goodwill had become impaired as a result of the decline in the Company's stock price and its market value relative to its book value. Accordingly, an impairment charge totaling \$26.8 million, the entire amount of goodwill reported in the consolidated balance sheet, was recognized during the third quarter of 2023.

Intangible assets with definite useful lives are amortized over their estimated useful lives and tested for impairment if events and circumstances exist that might indicate impairment may have occurred. The majority of the Company's intangible assets with definite useful lives is a core deposit intangible asset acquired as part of the Bay Banks Merger.

No impairment was recorded for goodwill and other intangible assets in 2022 and 2021.

(i) Mortgage Servicing Rights ("MSR") Assets

MSR assets represent the economic value associated with servicing a mortgage loan during the life of the loan. The Company retains servicing rights on mortgages originated and sold to the secondary market. The assets are separate from the underlying mortgage and may be retained or sold by the Company when the related mortgage is sold. Under ASC 860, Transfers and Servicing, MSR assets are initially recognized at fair value and subsequently accounted for using either the amortization method or the fair value measurement method. Beginning January 1, 2022, the Company elected the fair value measurement method for accounting for MSR assets; prior to this, MSR assets were recorded under the amortization method. This change in accounting method, which was an irrevocable election, was prospective in nature and resulted in an after-tax difference in carrying values of its MSR assets under the two methods at the beginning of 2022. Consequently, a positive \$3.5 million cumulative effect adjustment was recorded to stockholders' equity as of January 1, 2022. MSR assets and servicing income are reported on the Company's consolidated balance sheets and consolidated statements of income, operations, respectively.

(j) Other Real Estate Owned ("OREO")

Assets acquired through, or in lieu of, loan foreclosure are held for sale and reported as OREO. At the time of acquisition these properties are recorded at estimated fair value less estimated selling costs, with any write down charged to the allowance for loan credit losses and any gain on foreclosure recorded in the allowance up to the amount

previously charged off, establishing a new cost basis. Subsequent to foreclosure, valuations of the assets are

periodically performed by management, and these assets are subsequently accounted for at the lower of cost or fair value, less estimated selling costs. Adjustments are made for subsequent declines in the fair value of the assets, less selling costs. Revenue and expenses from operations and valuation changes are charged to operating income in the period of the transaction.

(k) Cash Surrender Value of Life Insurance

The Company has purchased life insurance policies on certain key employees. The cash surrender value of life insurance is recorded at the gross amount that can be realized under the insurance contract at the balance date, which is the cash surrender value. The increase in the cash surrender value over time is recorded as other noninterest income. The Company monitors the financial strength and condition of the counterparty.

(l) Income Taxes

Income taxes are accounted for using the balance sheet method in accordance with ASC 740, Accounting for Income Taxes. Per ASC 740, the objective is to recognize (a) the amount of taxes payable or refundable for the current year, and (b) defer tax liabilities and assets for the future tax consequences of events that have been recognized in the financial statements or federal income tax returns. Deferred tax assets and liabilities are determined based on the tax effects of the temporary differences between the book (i.e., financial statement) and tax bases of the various balance sheet assets and liabilities and give current recognition to changes in tax rates and laws. Temporary differences are reversed in the period in which an amount or amounts become taxable or deductible.

A deferred tax liability is recognized for all temporary differences that will result in future taxable income; a deferred tax asset is recognized for all temporary differences that will result in future tax deductions, potentially reduced by a valuation allowance. A valuation allowance is recognized if, based on an analysis of available evidence, management determines that it is more likely than not that some portion or all of the deferred tax asset will not be realized. In making this assessment, all sources of taxable income available to realize the deferred tax asset are considered including future releases of existing temporary differences, tax planning strategies, and future taxable income exclusive of reversing temporary differences and carryforwards. The predictability that future taxable income, exclusive of reversing temporary differences, will occur is the most subjective of these four sources. Additionally, cumulative losses in recent years, if any, are considered negative evidence that may be difficult to overcome to support a conclusion that future taxable income, exclusive of reversing temporary differences and carryforwards, is sufficient to realize a deferred tax asset. Adjustments to increase or decrease the valuation allowance are charged or credited, respectively, to income tax expense. The evaluation of the recoverability of deferred tax assets requires management to make significant judgments regarding the releases of temporary differences and future profitability, among other items.

When the Company's federal tax returns are filed, it is highly certain that some positions taken would be sustained upon examination by the taxing authorities, while others are subject to uncertainty about the merits of the position taken or the amount of the position that would ultimately be sustained. The benefit of a tax position is recognized in the financial statements in the period during which, based on all available evidence, management believes it is more likely than not that the position will be sustained upon examination, including the resolution of appeals or litigation processes, if any. Tax positions taken are not offset or aggregated with other positions. Tax positions that meet the more-likely-than-not recognition threshold are measured as the largest amount of tax benefit that is more than 50 percent likely to be realized upon settlement with the applicable taxing authority. The portion of the benefits associated with tax positions taken that exceeds the amount measured as described above is reflected as a liability for unrecognized tax benefits in the accompanying consolidated balance sheets along with any associated interest and penalties that would be payable to the taxing authorities upon examination. Interest and penalties, if any, associated with unrecognized tax benefits are classified as additional income taxes in the consolidated statements of income.

With few exceptions, the Company is no longer subject to U.S. federal, state and local, or non-U.S. income tax examinations by tax authorities for years before 2019.

(m) Earnings Per Share

Accounting guidance specifies the computation, presentation, and disclosure requirements for earnings per share ("EPS") for entities with publicly held common stock or potential common stock such as options, warrants, convertible securities, or contingent stock agreements if those securities trade in a public market. Basic EPS is computed by dividing net income by the weighted average number of common shares outstanding. Diluted EPS is

similar to the computation of basic EPS except that the denominator is increased to include the number of additional common shares that would have been outstanding if the dilutive common shares had been issued.

(n) Derivatives

Derivatives are recognized as assets and liabilities on the Company's consolidated balance sheets and measured at fair value. The Company's derivatives consist of forward sales of to-be-announced mortgage-backed securities and interest rate lock commitments. The Company's hedging policies permit the use of various derivative financial instruments to manage interest rate risk or to hedge specified assets and liabilities. All derivatives are recorded at fair value on the consolidated balance sheets. The Company may be required to recognize certain contracts and commitments as derivatives when the characteristics of those contracts and commitments meet the definition of a derivative. If derivative instruments are designated as hedges of fair values, both the change in the fair value of the hedge and the hedged item are included in current earnings.

During the normal course of business, the Company enters into commitments to originate mortgage loans, whereby the interest rate on the loan is determined prior to funding ("rate lock commitments"). For commitments issued in connection with potential loans intended for sale, the Bank enters into positions of forward month mortgage-backed securities ("MBS") to be announced ("TBA") TBA contracts on a mandatory basis or on a one-to-one forward sales contract on a best efforts basis. The Company enters into TBA contracts in order to control interest

67

rate risk during the period between the rate lock commitment and mandatory sale of the mortgage loan. Both the rate lock commitment and the TBA contract are considered derivatives. A mortgage loan sold on a best efforts basis is locked into a forward sales contract with a counterparty on the same day as the rate lock commitment to control interest rate risk during the period between the commitment and the sale of the mortgage loan. Both the rate lock commitment and the forward sales contract are considered derivatives.

The market values of rate lock commitments and best efforts forward delivery commitments is not readily ascertainable with precision because rate lock commitments and best efforts contracts are not actively traded in stand-alone markets. The Company determines the fair value of rate lock commitments, delivery contracts, and forward sales contracts of MBS by measuring the change in the value of the underlying asset, while taking into consideration the probability that the rate lock commitments will close or will be funded. Certain risks arise from the forward delivery contracts in that the counterparties to the contracts may not be able to meet the terms of the contracts. Additional risks inherent in mandatory delivery programs include the risk that, if the Company does not close the loans subject to rate lock commitments, it will still be obligated to deliver MBS to the counterparty under the forward sales agreement.

The Company enters into interest rate swap agreements to accommodate the needs of its banking customers. The Company mitigates the interest rate risk entering into these swap agreements by entering into equal and offsetting swap agreements with a highly-rated third-party financial institutions. These back-to-back swap agreements are a free-standing derivatives and are recorded at fair value in the Company's consolidated balance sheets.

The Company entered into various may utilize interest rate swaps in 2020 and 2019 that qualified qualify as cash flow hedges as defined by ASC 815, Derivatives and Hedging. The hedging objective was Hedging to reduce interest rate risk associated with future cash flow obligations. In 2020 and 2019, the Company entered into various interest rate swaps to reduce the interest rate risk associated with the Company's certain fixed rate advances from the designation date and going through the maturity date. The Company terminated these cash flow hedges during the fourth quarter of 2021 and recorded a gain on the termination.

(o) Business Segments

The Company has three reportable business segments consisting of commercial banking, mortgage banking, and holding company activities. The commercial banking business segment makes loans to and generates deposits from individuals and businesses, while offering a wide array of general financial services to its customers. It is distinct from the Company's mortgage banking division, which concentrates on individual, wholesale, and participated residential mortgage lending, origination and sales activities. Activities at the holding company or parent level are primarily associated with investments, borrowings, and certain noninterest expenses.

(p) Recent Accounting Pronouncements (Issued But Not Adopted)

Improvements to Reportable Segment Disclosures. In June 2016, November 2023, the Financial Accounting Standards Board ("FASB") ("FASB") issued Accounting Standards Update ("ASU") 2016-13 ASU No. 2023-07 – Financial Instruments—Credit Losses Segment Reporting (Topic 326) 280): Measurement Improvements to Reportable Segment

72

Disclosures, which requires a public entity to disclose significant segment expenses and other segment items on an annual and interim basis and provide in interim periods certain disclosures that are currently required annually. Additionally, the ASU requires a public entity to disclose the title and position of Credit Losses on Financial Instruments ("the Chief Operating Decision Maker ("CODM"), as well as the metric that the CODM uses to gauge segment performance. The ASU 2016-13") does not change how a public entity identifies its operating segments, aggregates them, or applies the quantitative thresholds to determine its reportable segments. The new standard is effective for fiscal years beginning after December 15, 2023, and interim periods within fiscal years beginning after December 15, 2024, with early adoption permitted. This ASU requires retrospective application to all prior periods presented in the financial statements. The adoption of this ASU will only impact disclosures, with no impacts to results of operations, cash flows, and financial condition.

Improvements to Income Tax Disclosures. In November 2019, December 2023, the FASB issued ASU 2019-11 No. 2023-09 – Codification Income Taxes (Topic 740); Improvements to Topic 326, Financial Instruments—Credit Losses. In March 2022, the FASB issued ASU 2022-02, Financial Instruments—Credit Losses (Topic 326): Troubled Debt Restructurings and Vintage Income Tax Disclosures, ("ASU 2022-02"). Together, these ASUs create a new which requires disclosure of disaggregated income taxes paid, prescribes standard that significantly changes how entities will measure credit losses categories for most financial assets and certain other instruments that are not measured at fair value through net income. The standard will replace the current incurred loss approach with an expected loss model, referred to as the current expected credit loss ("CECL") model. The new standard will apply to financial assets subject to credit losses and measured at amortized cost and certain off-balance-sheet credit exposures, which include, but are not limited to, loans, leases, held-to-maturity securities, loan commitments and financial guarantees. ASU 2016-13 simplifies the accounting for PCI debt securities and loans and expands the disclosure requirements regarding an entity's assumptions, models and methods for estimating the allowance for loan and lease losses. In addition, entities will need to disclose the amortized cost balance for each class of financial asset by credit quality indicator, disaggregated by the year of origination (or vintage year). ASU 2022-02 eliminates existing TDR guidance for organizations that have adopted (or will adopt) ASU 2016-13 while also requiring additional disclosures for loan modifications and gross charge-offs by year of origination. For public business entities that meet the definition of an emerging growth company, such as the Company, implementation components of the new CECL effective tax rate reconciliation, and modifies other income tax-related disclosures. This standard is effective for interim and annual reporting periods beginning after December 15, 2022. Early December 15, 2024, with early adoption is permitted in any interim permitted. The ASU requires prospective application by providing the revised disclosures for the period as long as ending December 31, 2025 and continuing to provide the Company has adopted to pre-ASU disclosures for the prior periods, or alternately applying the amendments in ASU 2016-13. Upon adoption, ASU 2016-13 provides retrospectively by providing the revised disclosures for a

68

modified retrospective transition by means of a cumulative effect adjustment to equity as of the beginning of the all period in which the guidance is effective.

presented. The Company expects to finalize does not expect the adoption of this ASU 2016-13 during the first quarter of 2023 effective as of January 1, 2023. The Company to date has selected the software vendor for implementation, sourced and tested required data from the Company's loan systems, tested data feeds to the model, determined appropriate segmentations of have a material effect on its portfolio, selected a preliminary forecast period for reasonable and supportable forecasts, and has performed parallel runs of the model as of the second, third, and fourth quarters of 2022. Additionally, the Company contracted for and received results from an independent third party, which validated the CECL model and process. The Company is currently finalizing its assessment of current and forecasted macroeconomic factors and assumptions and is testing and finalizing internal controls.

The increase to the allowance for loan losses and the liability for unfunded commitments will have no impact on the consolidated statement of operations upon the adoption of CECL. Instead, the increase in the allowance for loan losses will result in a corresponding increase in the carrying value of loans held for investment for those loans deemed to be purchased credit deteriorated ("PCD") or a decrease to retained earnings through an after-tax cumulative effect adjustment for those loans deemed to be non-PCD. The increase in the liability for unfunded commitments, which is included in other liabilities on the

consolidated balance sheets, will result in a corresponding decrease to retained earnings through an after-tax cumulative effect adjustment. The Company currently estimates its allowance for loan losses as of January 1, 2023 will increase by a range of \$8.5 million to \$9.5 million while retained earnings will decrease by a range of \$6.1 million to \$6.8 million. In addition, the Company expects to recognize an increase to the liability for unfunded commitments by a range of \$3.5 million to \$4.5 million while retained earnings will decrease by a range of \$2.7 million to \$3.5 million. [financial statements](#).

Note 3. Investment Securities and Other Investments

Investment securities available for sale are carried on the Company's consolidated balance sheets at fair value. The following table presents amortized cost, fair values, and gross unrealized gains and losses of investment securities [AFS](#) as of the dates stated.

	December 31, 2023			
	Amortized Cost	Gross Unrealized Gains	Gross Unrealized Losses	Fair Value
(Dollars in thousands)				
Available for sale				
Mortgage backed securities	\$ 212,214	\$ —	\$ (35,244)	\$ 176,970
U.S. Treasury and agencies	79,856	—	(10,985)	68,871
State and municipal	50,682	—	(7,357)	43,325
Corporate bonds	36,902	12	(4,999)	31,915
Total investment securities	<u>\$ 379,654</u>	<u>\$ 12</u>	<u>\$ (58,585)</u>	<u>\$ 321,081</u>

	December 31, 2022			
	Amortized Cost	Gross Unrealized Gains	Gross Unrealized Losses	Fair Value
(Dollars in thousands)				
Available for sale				
State and municipal	\$ 60,018	\$ —	\$ (9,025)	\$ 50,993
U.S. Treasury and agencies	80,073	—	(12,911)	67,162
Mortgage backed securities	230,015	51	(33,730)	196,336
Corporate bonds	42,909	124	(3,183)	39,850
Total investment securities	<u>\$ 413,015</u>	<u>\$ 175</u>	<u>\$ (58,849)</u>	<u>\$ 354,341</u>

	December 31, 2021				December 31, 2022			
	Amortized Cost	Gross Unrealized Gains	Gross Unrealized Losses	Fair Value	Amortized Cost	Gross Unrealized Gains	Gross Unrealized Losses	Fair Value
(Dollars in thousands)								
Available for sale								
Mortgage backed securities					\$ 230,015	\$ 51	\$ (33,730)	\$ 196,336
U.S. Treasury and agencies					80,073	—	(12,911)	67,162
State and municipal	\$ 51,341	\$ 302	\$ (530)	\$ 51,113	60,018	—	(9,025)	50,993
U.S. Treasury and agencies	65,680	—	(1,614)	64,066				
Mortgage backed securities	222,968	403	(4,261)	219,110				

Corporate bonds	38,752	808	(317)	39,243	42,909	124	(3,183)	39,850
Total investment securities	\$ 378,741	\$ 1,513	\$ (6,722)	\$ 2	\$ 413,015	\$ 175	\$ (58,849)	\$ 354,341

At December 31, 2022 December 31, 2023 and 2021, no securities and 2022, securities with fair values of \$8.7 million, respectively, were pledged to secure public deposits with the Treasury Board of the Commonwealth of Virginia.

At December 31, 2022 and 2021, securities with fair values of \$241.9 35.9 million and \$23.1 241.9 million, respectively, were pledged to secure the Bank's line of credit with the FHLB. As of December 31, 2023, the Company pledged securities with \$260.9 million of par value (amortized cost and fair value of \$262.7 million and \$218.7 million, respectively) as collateral for the Bank Term Funding Program ("BTFP"), established by the Federal Reserve on March 12, 2023. The BTFP was created in response to industry events in early 2023 to provide banks with additional liquidity via a secured line of credit collateralized by eligible pledged securities.

69 73

The following tables present fair value and gross unrealized losses, aggregated by investment category and length of time that individual securities have been in a continuous unrealized loss position, as of the dates stated. The reference point for determining when securities are in an unrealized loss position is period-end; therefore, it is possible that a security's market value exceeded its amortized cost on other days during the past twelve-month period.

(Dollars in thousands)	Number of Securities	December 31, 2022						Number of Securities	December 31, 2023						
		Less than 12 Months			12 Months or Greater				Less than 12 Months			12 Months or Greater		Total	
		Unrealized			Unrealized										
		Fair Value	Unrealized Losses	Fair Value	Unrealized Losses	Fair Value	Unrealized Losses		Fair Value	Unrealized Losses	Fair Value	Unrealized Losses	Fair Value	Unrealized Losses	
		Unrealized	Losses	Unrealized	Losses	Unrealized	Losses		Unrealized	Losses	Unrealized	Losses	Unrealized	Losses	
Mortgage backed securities								86	\$ 7,497	\$ (45)	\$ 169,474	\$ (35,199)	\$ 176,971	\$ (35,244)	
U.S. Treasury and agencies								29	283	(1)	68,399	(10,984)	68,682	(10,985)	
State and municipal		18,258	(2,178)	31,530	(6,870)	49,702	(9,502)	65	536	(9)	41,118	(7,348)	41,654	(7,357)	
U.S. Treasury and agencies		9,104	(1,039)	56,862	(1,872)	66,590	(2,911)								

Mortgage backed securities	3													
	9,	14	(3	18	(3									
	0	(3,	8,	0,	7,	3,								
	0	06	44	66	45	73								
	78	6	1)	9	9)	5	0)							
Corporate bonds	2													
	6,													
	0	(2,	5,		31	(3,								
	1	28	67	(9	,6	18								
	33	8	3)	5	00)	93	3)	39	7,469	(830)	21,683	(4,169)	29,152	(4,999)
Total	9													
	3,	24	(5	33	(5									
	1	(8,	2,	0,	5,	8,								
	8	56	34	28	52	84								
	221	\$ 0	\$ 1)	\$ 0	\$ 8)	\$ 0	\$ 9)	219	\$ 15,785	\$ (885)	\$ 300,674	\$ (57,700)	\$ 316,459	\$ (58,585)

(Dollars in thousands)	December 31, 2021							December 31, 2022						
	Less than 12 Months			12 Months or Greater		Total		Less than 12 Months			12 Months or Greater		Total	
	Number of Securities	Unrealized		Unrealized		Unrealized		Fair Value	Unrealized Losses	Fair Value	Unrealized Losses	Fair Value	Unrealized Losses	
		Fair Value	Losses	Fair Value	Losses	Fair Value	Losses							
Mortgage backed securities	78	\$ 39,006	\$ (3,061)	\$ 148,449	\$ (30,669)	\$ 187,455	\$ (33,730)							
U.S. Treasury and agencies	28	9,904	(1,039)	56,686	(11,872)	66,590	(12,911)							
State and municipal	38	27,90	(53	27,90	(53									
U.S. Treasury and agencies	22	64,06	(1,61	64,06	(1,61									
Mortgage backed securities	54	18,6,9	(4,25	5,4	18,7,4	(4,26								
Corporate bonds	11	9		9										
	33	6,7	(31	6,7	(31									
	82	18,252	(2,178)	31,530	(6,847)	49,782	(9,025)							
	33	26,018	(2,283)	5,675	(900)	31,693	(3,183)							

Total	1,												
	28	(6,	5	28	(6,								
	5,6	71	3	7,2	72								
	125	\$ 66	\$ 4)	\$ 9	\$ (8)	\$ 05	\$ 2)	221	\$ 93,180	\$ (8,561)	\$ 242,340	\$ (50,288)	\$ 335,520

The following table presents the amortized cost and fair value of securities available for sale by contractual maturity as of the dates stated. Expected maturities may differ from contractual maturities because borrowers may have the right to call or prepay obligations with or without call or prepayment penalties.

	December 31, 2022		December 31, 2023	
	Amortized Cost	Fair Value	Amortized Cost	Fair Value
(Dollars in thousands)				
Due in one year or less	\$ 4,896	\$ 4,880	\$ 3,210	\$ 3,097
Due after one year through five years	30,765	28,243	40,828	37,337
Due after five years through ten years	136,788	118,605	127,934	109,682
Due after ten years	240,566	202,613	207,682	170,965
Total	\$ 413,015	\$ 354,341	\$ 379,654	\$ 321,081

The Company reviews for OTTI evaluates the fair value and credit quality of its investment securities AFS portfolio no less than quarterly. At December 31, 2022 December 31, 2023 and 2021, 2022, the majority of securities in an unrealized loss position were of investment grade; however, a few did not have a third-party investment grade available. These ungraded securities were primarily subordinated debt instruments issued by bank holding companies and are classified as corporate bonds in the tables above. The Company evaluated the issuers of these individually, observing that each issuer had strong capital ratios and profitability thereby indicating limited exposure to asset quality or liquidity issues, which resulted in no identifiable credit losses. Investment securities with unrealized losses are generally a result of pricing changes due to changes in the interest rate environment since purchase and not as a result of permanent credit impairment. Contractual cash flows for MBS mortgage backed securities and U.S. Treasury and agencies are guaranteed and/or funded by the U.S. government. Municipal securities show no indication that the contractual cash flows will not be received when due. The Company does not intend to sell, nor does it believe that it will be required to sell, any of its temporarily impaired securities prior to the recovery of the amortized cost. As of December 31, 2023, there was no ACL for the Company's securities AFS portfolio.

Restricted equity investments consisted of stock in the FHLB (carrying basis \$14.7 12.3 million and \$1.7 14.7 million at December 31, 2022 December 31, 2023 and 2021, 2022, respectively), FRB stock in the Federal Reserve Bank of Richmond ("FRB") (carrying basis of \$5.9 million and \$6.1 million at both December 31, 2022 December 31, 2023 and 2021, 2022), respectively, and stock in the Company's correspondent bank (carrying basis of \$468 thousand at both December 31, 2022 December 31, 2023 and 2021, 2022). Restricted equity investments are carried at cost.

74

The Company has various other equity investments, including shares investment in a fintech company and other financial institutions limited partnership investments, totaling \$12.9 million and fintech companies, totaling \$23.8 million as of December 31, 2023 and 2022, respectively.

The Company also holds investments in early-stage focused investment funds, SBICs, and low-income housing partnerships, which totaled \$29.5 million and \$14.2 24.7 million as of December 31, 2022 December 31, 2023 and 2021, respectively, which are carried at fair value with any gain or loss reported in the consolidated income statements each reporting period. As no actively traded market exists for substantially all of the Company's other equity investments, fair value

70

adjustments are determined by reviewing recent observable market transactions, such as stock or equity transactions, that are substantially similar to the Company's existing investments. Other equity investments are also periodically evaluated for impairment using information obtained either directly from the investee or from a third-party broker. If an impairment has been identified, the carrying value of the investment is written down to its estimated fair market value through a charge to earnings. 2022, respectively.

Note 4. Loans and Allowance for Loan Credit Losses

The Company adopted ASC 326 using the modified retrospective method for all financial assets measured at amortized cost and off-balance sheet credit exposures, which included loans held for investment and commitments to extend credit (loan commitments and stand-by letters of credit), respectively. Results for reporting periods beginning after January 1, 2023 are presented under ASC 326, while prior period amounts are reported in accordance with previously applicable GAAP.

All loan and ACL information presented as of December 31, 2023 is in accordance with ASC 326. As a result, the presentation of information pre-ASC 326 and post-ASC 326 adoption will not be comparable for most disclosures.

The following table presents loans held for investment, including Paycheck Protection Program ("PPP") loans, as of the dates stated.

	December 31,		December 31,	
	2022	2021	2023	2022
(Dollars in thousands)				
Commercial and industrial	\$ 590,049	\$ 320,827	\$ 506,558	\$ 590,049
Paycheck Protection Program	11,967	30,742	2,386	11,967
Real estate – construction, commercial	183,301	146,523	180,052	183,301
Real estate – construction, residential	76,599	58,857	75,832	76,599
Real estate – mortgage, commercial	864,989	701,503	870,540	864,989
Real estate – mortgage, residential	631,772	493,982	730,110	631,772
Real estate – mortgage, farmland	6,599	6,173	5,470	6,599
Consumer	47,423	49,877	59,169	47,423
Gross loans	2,412,699	1,808,484	2,430,117	2,412,699
Less: deferred loan fees, net of costs	(1,640)	(906)		
Deferred loan fees, net of costs			830	(1,640)
Total	\$ 2,411,059	\$ 1,807,578	\$ 2,430,947	\$ 2,411,059

The Company has pledged certain commercial and residential mortgages as collateral for borrowings with the FHLB. Loans totaling \$436.0767.1 million and \$478.3436.0 million were pledged as of December 31, 2022 December 31, 2023 and 2021, 2022, respectively. The Company has pledged certain commercial and industrial loans totaling \$161.0 million as collateral for borrowings with the FRB Discount Window as of December 31, 2023. Additionally, PPP loans were pledged as collateral for Paycheck Protection Program Liquidity Facility ("PPPLF") advances in the amount of \$0 and \$51 thousand and \$17.9 million as of December 31, 2022 December 31, 2023 and 2021, 2022, respectively.

As a result of the Bay Banks Merger and the 2019 acquisition of Virginia Community Bankshares, Inc., the acquired loan portfolios were initially measured at fair value as of the respective acquisition dates and subsequently accounted for as either purchased performing loans or PCI loans. The following table presents the outstanding principal balance and related recorded investment of these acquired loans included in the consolidated balance sheets as of the dates stated.

	December 31,	
	2022	2021
(Dollars in thousands)		
PCI loans		
Outstanding principal balance	\$ 64,911	\$ 97,418
Recorded investment	58,748	84,029
Purchased performing loans		
Outstanding principal balance	513,461	706,147
Recorded investment	511,752	703,333

Total acquired loans		
Outstanding principal balance	578,372	803,565
Recorded investment	570,500	787,362

71

The following table presents the changes in the accretable yield for PCI loans for the periods stated.

	December 31,	
	2022	2021
(Dollars in thousands)		
Balance, beginning of period	\$ 16,849	\$ 123
Additions	—	10,030
Accretion	(9,410)	(5,381)
Reclassification of nonaccretable difference due to improvement in expected cash flows	3,804	1,400
Other changes, net	(71)	10,677
Balance, end of period	\$ 11,172	\$ 16,849

The following tables present the aging of the recorded investment of loans held for investment by loan category as of the dates stated.

	December 31, 2022							
	Greater than							
	30-59	60-89	90 Days Past	Total Past			Current	Total
	Days	Days	Due &		Due &			
(Dollars in thousands)	Past Due	Past Due	Accruing	Nonaccrual	Nonaccrual	PCI Loans	Loans	Loans
Commercial and industrial	\$ 488	\$ 279	\$ —	\$ 2,314	\$ 3,081	\$ 1,481	\$ 585,487	\$ 590,049
Paycheck Protection Program	—	—	—	—	—	—	11,967	11,967
Real estate – construction, commercial	1,136	19	—	714	1,869	—	181,432	183,301
Real estate – construction, residential	1,416	1,204	—	—	2,620	7	73,972	76,599
Real estate – mortgage, commercial	6,199	297	6,234	1,658	14,388	51,223	799,378	864,989
Real estate – mortgage, residential	4,544	231	1,998	5,143	11,916	5,678	614,178	631,772
Real estate – mortgage, farmland	—	75	—	—	75	—	6,524	6,599
Consumer	880	200	28	495	1,603	359	45,461	47,423
Less: deferred loan fees, net of costs	—	—	—	—	—	—	(1,640)	(1,640)
Total Loans	\$ 14,663	\$ 2,305	\$ 8,260	\$ 10,324	\$ 35,552	\$ 58,748	\$ 2,316,759	\$ 2,411,059
	December 31, 2021							
	Greater than							
	30-59	60-89	90 Days Past	Total Past			Current	Total
	Days	Days	Due &		Due &			
(Dollars in thousands)	Past Due	Past Due	Accruing	Nonaccrual	Nonaccrual	PCI Loans	Loans	Loans
Commercial and industrial	\$ 2,338	\$ —	\$ 30	\$ 6,066	\$ 8,434	\$ 8,903	\$ 303,490	\$ 320,827
Paycheck Protection Program	—	—	—	—	—	—	30,742	30,742
Real estate – construction, commercial	271	—	—	88	359	14,754	131,410	146,523
Real estate – construction, residential	651	98	279	413	1,441	—	57,416	58,857
Real estate – mortgage, commercial	53	—	—	3,024	3,077	51,872	646,554	701,503
Real estate – mortgage, residential	13,950	1,587	359	5,190	21,086	7,621	465,275	493,982
Real estate – mortgage, farmland	—	—	—	—	—	—	6,173	6,173
Consumer	902	583	249	396	2,130	879	46,868	49,877
Less: deferred loan fees, net of costs	—	—	—	—	—	—	(906)	(906)

Total Loans	\$ 18,165	\$ 2,268	\$ 917	\$ 15,177	\$ 36,527	\$ 84,029	\$ 1,687,022	\$ 1,807,578
-------------	-----------	----------	--------	-----------	-----------	-----------	--------------	--------------

72

	December 31, 2023					
	Greater than					Total
	30-59	60-89	90 Days Past	Nonaccrual		
	Current	Days	Days		Due &	
	Loans	Past Due	Past Due		Accruing	
(Dollars in thousands)						Loans
Commercial and industrial	\$ 462,553	\$ 2,235	\$ 632	\$ 1,709	\$ 39,429	\$ 506,558
Paycheck Protection Program	2,386	—	—	—	—	2,386
Real estate – construction, commercial	177,653	2,016	—	—	383	180,052
Real estate – construction, residential	75,309	523	—	—	—	75,832
Real estate – mortgage, commercial	855,263	2,109	714	574	11,880	870,540
Real estate – mortgage, residential	717,141	5,101	288	—	7,580	730,110
Real estate – mortgage, farmland	5,470	—	—	—	—	5,470
Consumer	55,084	2,298	279	754	754	59,169
Deferred loan fees, net of costs	830	—	—	—	—	830
Total Loans	\$ 2,351,689	\$ 14,282	\$ 1,913	\$ 3,037	\$ 60,026	\$ 2,430,947

The following tables present the aging of the recorded investment of PCI loans as of the dates stated. 75

	December 31, 2022			
	30-89	Greater than		
	Days	90 Days Past		
	Due &	Current		Total
(Dollars in thousands)	Past Due	Accruing	Loans	Loans
Commercial and industrial	\$ —	\$ —	\$ 1,481	\$ 1,481
Real estate – construction, commercial	—	—	7	7
Real estate – mortgage, commercial	—	—	51,223	51,223
Real estate – mortgage, residential	354	—	5,324	5,678
Consumer	—	—	359	359
Total PCI Loans	\$ 354	\$ —	\$ 58,394	\$ 58,748
	December 31, 2021			
	30-89	Greater than		
	Days	90 Days Past		
	Due &	Current		Total
(Dollars in thousands)	Past Due	Accruing	Loans	Loans
Commercial and industrial	\$ —	\$ —	\$ 8,903	\$ 8,903
Real estate – construction, commercial	—	—	14,754	14,754
Real estate – mortgage, commercial	—	—	51,872	51,872

Real estate – mortgage, residential	147	—	7,474	7,621
Consumer	—	4	875	879
Total PCI Loans	\$ 147	\$ 4	\$ 83,878	\$ 84,029

The following tables present the allowance for loan losses and the amount of loans evaluated for impairment, individually and collectively, by loan type as of the dates stated.

	December 31, 2022			
	Individually	Collectively		Related Allowance for
	Evaluated for	Evaluated for		Loan Losses
(Dollars in thousands)	Impairment	Impairment	Total Loan Balances	
PCI loans:				
Commercial and industrial	\$ —	\$ 1,481	\$ 1,481	\$ —
Real estate – construction, commercial	—	7	7	—
Real estate – mortgage, commercial	—	51,223	51,223	3
Real estate – mortgage, residential	—	5,678	5,678	—
Consumer	—	359	359	—
Total PCI loans	—	58,748	58,748	3
Originated and purchased performing loans:				
Commercial and industrial	39,247	549,321	588,568	15,272
Real estate – construction, commercial	521	182,773	183,294	1,637
Real estate – construction, residential	—	76,599	76,599	628
Real estate – mortgage, commercial	4,567	809,199	813,766	2,353
Real estate – mortgage, residential	835	625,259	626,094	1,760
Real estate – mortgage, farmland	—	6,599	6,599	4
Consumer	—	47,064	47,064	1,282
Total originated and purchased performing loans	45,170	2,296,814	2,341,984	22,936
Gross loans	45,170	2,355,562	2,400,732	22,939
Less: deferred loan fees, net of costs	—	—	(1,640)	—
Total	\$ 45,170	\$ 2,355,562	\$ 2,399,092	\$ 22,939

73

	December 31, 2021			
	Individually	Collectively		
	Evaluated for	Evaluated for		Related Allowance for
(Dollars in thousands)	Impairment	Impairment	Total Loan Balances	Loan Losses
PCI loans:				
Commercial and industrial	\$ —	\$ 8,903	\$ 8,903	\$ —
Real estate – construction, commercial	—	14,754	14,754	—
Real estate – mortgage, commercial	—	51,872	51,872	—
Real estate – mortgage, residential	—	7,621	7,621	117
Consumer	—	879	879	—
Total PCI loans	—	84,029	84,029	117
Originated and purchased performing loans:				
Commercial and industrial	4,612	307,312	311,924	7,133
Real estate – construction, commercial	527	131,242	131,769	953
Real estate – construction, residential	—	58,857	58,857	395

Real estate – mortgage, commercial	3,194	646,437	649,631	1,403
Real estate – mortgage, residential	1,400	484,961	486,361	1,184
Real estate – mortgage, farmland	—	6,173	6,173	23
Consumer	—	48,998	48,998	913
Total originated and purchased performing loans	9,733	1,683,980	1,693,713	12,004
Gross loans	9,733	1,768,009	1,777,742	12,121
Less: deferred loan fees, net of costs	—	(570)	(570)	—
Total	\$ 9,733	\$ 1,767,439	\$ 1,777,172	\$ 12,121

The tables above exclude PPP loans of \$12.0 million and \$30.7 million as of December 31, 2022 and 2021, respectively. PPP loans are fully guaranteed by the U.S. government; therefore, the Company recorded no allowance for loan losses for these loans. In future periods, the Company may be required to establish an ALL for these loans, which would result in a provision for loan losses charged to earnings.

The following tables present information related to impaired loans by loan type as of the dates presented.

	December 31, 2022			December 31, 2021		
	Unpaid			Unpaid		
	Recorded Investment	Principal Balance	Related Allowance	Recorded Investment	Principal Balance	Related Allowance
<i>(Dollars in thousands)</i>						
With no specific allowance recorded:						
Commercial and industrial	\$ 1,309	\$ 1,289	\$ —	\$ —	\$ —	\$ —
Real estate – construction, commercial	521	521	—	527	527	—
Real estate – mortgage, commercial	4,438	4,404	—	—	—	—
Real estate – mortgage, residential	835	834	—	—	—	—
With an allowance recorded:						
Commercial and industrial	\$ 37,938	\$ 37,911	\$ 3,178	\$ 4,612	\$ 4,612	\$ 836
Real estate – mortgage, commercial	129	126	1	3,194	3,849	1
Real estate – mortgage, residential	—	—	—	1,400	1,400	42
Total	\$ 45,170	\$ 45,085	\$ 3,179	\$ 9,733	\$ 10,388	\$ 879

The \$35.4 million increase in impaired loans from December 31, 2021 to December 31, 2022 was primarily attributable to one loan to a commercial and industrial borrower totaling \$37.3 million as of December 31, 2022. This loan was risk graded as substandard as of the same date, and as a result, was deemed impaired per Company

74

policy and individually evaluated for impairment. This impairment analysis resulted in a \$2.9 million allowance for loan loss as of December 31, 2022, which is included in the table above.

Impaired loans also include TDRs. As of December 31, 2022, there were 11 TDRs totaling \$1.1 million as compared to eight TDRs totaling \$688 thousand as of December 31, 2021.

The following table presents an analysis the recorded investment of the change in the allowance nonaccrual loans held for loans losses investment by loan type category as of the dates and for date stated.

	December 31, 2023		
	Nonaccrual Loans with No ACL	Nonaccrual Loans with an ACL	Total Nonaccrual Loans
<i>(Dollars in thousands)</i>			
Commercial and industrial	\$ 1,487	\$ 37,942	\$ 39,429
Real estate – construction, commercial	—	383	383
Real estate – construction, residential	—	—	—
Real estate – mortgage, commercial	2,024	9,856	11,880
Real estate – mortgage, residential	577	7,003	7,580
Consumer	—	754	754

Total	\$	4,088	\$	55,938	\$	60,026
-------	----	-------	----	--------	----	--------

For the periods stated, year ended December 31, 2023, the Company recognized \$223 thousand of interest income from nonaccrual loans.

(Dollars in thousands)	December 31,		
	2022	2021	2020
Allowance for loan losses, beginning of period	\$ 12,121	\$ 13,827	\$ 4,572
Charge-offs			
Commercial and industrial	(4,779)	(1,098)	(6)
Real estate – construction	(162)	(195)	—
Real estate – mortgage	(1,824)	(125)	(505)
Consumer	(1,686)	(1,123)	(994)
Total charge-offs	(8,451)	(2,541)	(1,505)
Recoveries			
Commercial and industrial	442	196	41
Real estate – construction	40	—	—
Real estate – mortgage	409	98	8
Consumer	492	424	261
Total recoveries	1,383	718	310
Net charge-offs	(7,068)	(1,823)	(1,195)
Provision for loan losses	17,886	117	10,450
Allowance for loan losses, end of period	\$ 22,939	\$ 12,121	\$ 13,827

Credit Quality indicators

The Company categorizes segments loans held for investment into risk categories based on relevant information about the expected ability of borrowers to service their repay debt, such as current financial information, historical payment performance, experience, collateral adequacy, credit documentation, and current economic trends, among other factors. Management assigns loan risk grades by a numerical system as an indication of credit quality of its portfolio of loans held for investment. The Company uses the following definitions for loan risk ratings and periodically evaluates the appropriateness of these ratings across its loan portfolio:

portfolio. Independent third-party loan reviews are periodically performed on the Company's loan portfolio and such reviews are used to validate management's determination of loan risk grades. Bank regulatory agencies also periodically review the Company's loan portfolio, including loan risk grades and may, on occasion, change a grade based on their judgment of the facts at the time of review.

Risk Grade 1 – Strong: This grade is reserved for loans to the strongest of borrowers. These loans are to individuals or corporations that are well known businesses where the probability of default is extremely low to the Bank and are always secured with an almost guaranteed collateral where the loss given default is unlikely because of the source of repayment such as a lien on a bank deposit account, account held at the Bank. Character, credit history, and ability of individuals or company principals are excellent and unquestioned. Source of income and industry of borrower appears stable, excellent. High liquidity, minimum risk, good strong ratios, and low handling servicing cost are present.

Risk Grade 2 – Minimal: This grade is reserved for loans to borrowers who are deemed exceptionally strong. These loans are within established guidelines and where the borrowers have documented significant overall financial strength, strength with consistent and predictable cash flows. These loans have excellent sources of repayment, significant balance sheet liquidity, no significant identifiable risk of collection, and conform in all respects to policy, guidelines, underwriting standards, and federal and state regulations (no exceptions of any kind). In addition, guarantor support, when provided, is viewed as excellent.

Risk Grade 3 – Acceptable: This grade is reserved for loans to borrowers who are deemed strong. These loans have adequate sources of repayment, with little minimal identifiable risk of collection. Generally, loans assigned this risk grade will demonstrate the following characteristics: (1) conformity in all respects with policy, guidelines, underwriting standards, and federal and state regulations (no exceptions of any kind), (2) documented historical cash flow that meets or exceeds required minimum guidelines, or that can be supplemented with verifiable cash flow from other sources, and (3) adequate secondary sources to liquidate the debt.

In addition, guarantor support, when provided, is viewed as strong.

Risk Grade 4 – Satisfactory: This grade is given to satisfactory loans containing more, but deemed acceptable, risk than Risk Grade 3 loans, and where the borrower is assessed as sound. These loans have adequate sources of repayment, with little minimal identifiable risk of collection. Loans assigned this risk grade will demonstrate the following characteristics: (1) general conformity to the Bank's underwriting requirements, with limited exceptions to policy, product, or underwriting guidelines. All exceptions noted have documented mitigating factors that offset any additional risk associated with the exceptions noted, (2) documented

75

historical cash flow that meets or exceeds required minimum guidelines, or that can be supplemented with verifiable cash flow from other sources, and (3) adequate secondary sources to liquidate the debt, including combinations of liquidity, liquidation of collateral, or liquidation value to the net worth of the borrower or guarantor. In addition, guarantor support, when provided, is viewed as satisfactory.

76

Risk Grade 5 – Watch: This grade is for satisfactory loans containing acceptable but elevated risk. These loans are characterized by borrowers who have a marginal cash flow, marginal profitability, exhibit signs of financial distress or have experienced an unprofitable year and declining experience unstable or unfavorable change(s) adversely impacting their current or expected financial condition. The borrower's management may be is deemed to be satisfactory, the collateral securing the loan may create a loan-to-value ratio have decreased in excess of 90%, value, the debt service coverage ratio and global debt service coverage are unstable is inconsistent or breakeven but mostly positive, and/or guarantor support, if any, is inadequate, limited or marginal. Loans classified as Watch warrant additional monitoring by management.

Risk Grade 6 – Special Mention: This grade is for loans that have potential weaknesses that deserve management's close attention. If left uncorrected, these potential weaknesses may result in deterioration of the repayment prospects for the Bank's credit position at some future date. Special Mention loans are not adversely classified and do not expose an institution to sufficient risk to warrant adverse classification. Special mention credits typically exhibit do not conform to underwriting guideline tolerances guidelines and/or exceptions with no without mitigating factors, or have emerging weaknesses that may or may not be cured as time passes. with the passage of time.

Risk Grade 7 – Substandard: A substandard loan is inadequately protected by the current sound net worth and paying capacity of the obligor or of the collateral pledged, if any. Loans classified as substandard must have a well-defined weakness or weaknesses that jeopardize the liquidation of the debt; they are characterized by the distinct possibility that the institution will sustain some loss if the deficiencies are not corrected. The probability of default is likely and may have occurred. Loans consistently not meeting the repayment schedule should be downgraded further to substandard. Loans in this category are characterized by deterioration in quality exhibited by any number of well-defined weaknesses requiring corrective action. The weaknesses may include, but are not limited to: (1) high current or expected unprofitable operations, (2) inadequate debt to worth ratios, (2) declining or negative earnings trends, service coverage, (3) declining or inadequate liquidity, (4) improper loan structure, (5) questionable or weak repayment sources, and (6) lack of well-defined secondary repayment source, and (7) unfavorable competitive comparisons. Such loans are no longer considered to be adequately protected due to the borrower's declining net worth, lack of earnings capacity, declining collateral margins, and/or unperfected collateral positions. A source. There is a distinct possibility of loss of a portion of the loan balance cannot be ruled out. The repayment ability of the borrower is marginal or weak and the loan may have exhibited excessive overdue status or extensions and/or renewals. Bank will sustain some loss if the deficiencies are not corrected.

Risk Grade 8 – Doubtful: Loans classified doubtful have all the weaknesses inherent in loans classified substandard, plus with the added characteristic that the weaknesses make collection or liquidation in full on the basis of currently existing facts, conditions, and values highly questionable and improbable. However, these loans are not yet rated as loss because certain events may occur which would salvage the Bank's position, which can include, but is not limited to (1) an injection of capital, (2) alternative financing, and (3) liquidation of assets or the pledging of additional collateral. Doubtful is a temporary grade where a loss is

expected but is presently not quantified with any degree of accuracy. Once the loss position is determined, the amount is charged off against the allowance for loan credit losses.

Risk Grade 9 – Loss: Loans classified loss are considered uncollectable uncollectible and of such little value that their continuance as assets is not warranted. This classification does not mean that the asset has absolutely no recovery or salvage value, but rather that it is not practical or desirable to defer charging off the worthless loan, even though partial recovery may be effected in the future. Probable loss portions of doubtful loans deemed uncollectible are charged off promptly against the allowance for loan credit losses.

77

The following table presents the recorded investment of loans held for investment by internal loan risk grade by year of origination as of December 31, 2023. Also presented are current period gross charge-offs by loan type as of and for the year ended December 31, 2023.

	Term Loans Recorded Investment Basis by Origination Year						Revolving	
(Dollars in thousands)	2023	2022	2021	2020	2019	Prior	Loans	Total
Commercial and industrial								
Risk Grades 1 - 4	\$ 15,830	\$ 114,291	\$ 29,887	\$ 25,429	\$ 8,217	\$ 14,200	\$ 138,267	\$ 346,121
Risk Grades 5 - 6	26,563	40,399	12,759	6,305	819	1,537	19,722	108,104
Risk Grade 7	—	877	3,623	829	543	134	9,191	15,197
Risk Grade 8	—	34,203	2,554	—	—	379	—	37,136
Total	42,393	189,770	48,823	32,563	9,579	16,250	167,180	506,558
Current period gross charge-offs	2,266	21,086	1,067	1,920	1,211	164	125	27,839
Paycheck Protection Program								
Risk Grades 1 - 4	—	—	2,386	—	—	—	—	2,386
Total	—	—	2,386	—	—	—	—	2,386
Real estate – construction, commercial								
Risk Grades 1 - 4	8,533	85,687	33,344	14,690	6,358	5,589	4,367	158,568
Risk Grades 5 - 6	4,213	11,072	760	293	—	738	3,827	20,903
Risk Grade 7	119	46	40	—	—	376	—	581
Total	12,865	96,805	34,144	14,983	6,358	6,703	8,194	180,052
Current period gross charge-offs	—	—	—	—	8	28	—	36
Real estate – construction, residential								
Risk Grades 1 - 4	31,611	22,734	3,867	59	741	67	10,656	69,735
Risk Grades 5 - 6	1,486	2,672	—	167	200	—	—	4,525
Risk Grade 7	367	1,205	—	—	—	—	—	1,572
Total	33,464	26,611	3,867	226	941	67	10,656	75,832
Real estate – mortgage, commercial								

Risk Grades 1 - 4	14,671	280,479	121,257	144,498	42,226	123,774	20,332	747,237
Risk Grades 5 - 6	2,841	25,075	9,038	19,597	12,921	27,778	4,214	101,464
Risk Grade 7	323	—	8,202	4,938	111	8,265	—	21,839
Total	17,835	305,554	138,497	169,033	55,258	159,817	24,546	870,540
Real estate – mortgage, residential								
Risk Grades 1 - 4	51,042	218,375	121,872	69,165	27,877	132,986	55,327	676,644
Risk Grades 5 - 6	12,014	9,339	677	1,944	2,122	7,281	3,255	36,632
Risk Grade 7	—	2,240	2,446	1,812	943	9,307	85	16,833
Risk Grade 8	—	—	—	—	—	1	—	1
Total	63,056	229,954	124,995	72,921	30,942	149,575	58,667	730,110
Current period gross charge-offs	—	744	—	648	—	206	32	1,630
Real estate – mortgage, farmland								
Risk Grades 1 - 4	—	729	1,397	—	1,520	1,562	115	5,323
Risk Grades 5 - 6	147	—	—	—	—	—	—	147
Total	147	729	1,397	—	1,520	1,562	115	5,470
Consumer								
Risk Grades 1 - 4	26,535	14,215	3,598	2,724	1,137	466	8,766	57,441
Risk Grades 5 - 6	61	42	12	12	8	433	495	1,063
Risk Grade 7	14	259	115	131	44	102	—	665
Total	26,610	14,516	3,725	2,867	1,189	1,001	9,261	59,169
Current period gross charge-offs	1,493	421	218	60	53	65	4	2,314
Total Loans								
Risk Grades 1 - 4	\$ 148,222	\$ 736,510	\$ 317,608	\$ 256,565	\$ 88,076	\$ 278,644	\$ 237,830	\$ 2,063,455
Risk Grades 5 - 6	47,325	88,599	23,246	28,318	16,070	37,767	31,513	272,838
Risk Grade 7	823	4,627	14,426	7,710	1,641	18,184	9,276	56,687
Risk Grade 8	—	34,203	2,554	—	—	380	—	37,137
Total	\$ 196,370	\$ 863,939	\$ 357,834	\$ 292,593	\$ 105,787	\$ 334,975	\$ 278,619	\$ 2,430,117
Total current period gross charge-offs	\$ 3,759	\$ 22,251	\$ 1,285	\$ 2,628	\$ 1,272	\$ 463	\$ 161	\$ 31,819

Of the \$37.1 million of commercial and industrial loans classified as doubtful (risk grade 8) as of December 31, 2023, \$34.2 million were attributable to a group of specialty finance loans with a collective specific reserve, a component of the ACL, of \$9.6 million as of the same date. There were no loans classified as loss (risk grade 9) as of December 31, 2023.

The following table presents an analysis of the change in the ACL by major loan segment as of the period stated. Loan segments are presented as either commercial or consumer as follows:

- Commercial – Commercial and industrial; PPP; real estate – construction, commercial; real estate – mortgage, commercial; and real estate – mortgage farmland;
- Consumer – real estate – construction, residential; real estate – mortgage, residential; and consumer.

(Dollars in thousands)	December 31, 2023		
	Commercial	Consumer	Total
Balance, beginning of period	\$ 27,070	\$ 3,670	\$ 30,740
Impact of ASC 326 adoption	2,926	4,492	7,418
Charge-offs	(27,874)	(3,945)	(31,819)
Recoveries	3,984	867	4,851
Net charge-offs	(23,890)	(3,078)	(26,968)
Provision for credit losses - loans	21,648	3,055	24,703
Balance, end of period	\$ 27,754	\$ 8,139	\$ 35,893

The increase in the ACL from the prior period was primarily attributable to specific reserve needs for a portfolio of specialty finance loans (classified as commercial and industrial loans) and the adoption of ASC 326 effective January 1, 2023, partially offset by net chargeoffs. Of the \$31.8 million in gross loan charge-offs for the year ended December 31, 2023, \$19.5 million were for specialty finance loans originated in 2022.

There were no material changes to the assumptions, loss factors (both quantitative and qualitative), or reasonable and supportable forecasts used in the estimation of the ACL for the year ended December 31, 2023.

Excluded from the ACL as of December 31, 2023 was \$13.2 million of accrued interest attributable to loans held for investment, which is included in accrued interest receivable on the consolidated balance sheet.

The following table presents accrued interest receivable by loan type reversed from interest income associated with loans held for investment that were placed on nonaccrual status during the year ended December 31, 2023.

(Dollars in thousands)	December 31, 2023
Commercial and industrial	\$ 179
Real estate – construction, commercial	7
Real estate – construction, residential	29
Real estate – mortgage, commercial	300
Real estate – mortgage, residential	80
Consumer	16
Total	\$ 611

The following table presents the amortized cost of collateral-dependent loans as of the date stated.

(Dollars in thousands)	December 31, 2023
Commercial and industrial	\$ 67,555
Real estate – construction, commercial	6,309
Real estate – construction, residential	2,303
Real estate – mortgage, commercial	13,401
Real estate – mortgage, residential	7,337
Total collateral-dependent loans	\$ 96,905

Acquired Loans

As of December 31, 2023, the recorded investment of PCD loans totaled \$51.0 million with an estimated ACL of \$529 thousand. The remaining non-credit discount on PCD loans was \$3.8 million as of December 31, 2023.

Modified Loans

The Company closely monitors the performance of borrowers experiencing financial difficulty that have been granted certain loan modifications it would otherwise not consider.

The following table presents information on modified loans as of the date stated.

	December 31, 2023			
	Number of Loans	Recorded Investment	Recorded Investment of Modified Loans to Gross Loans by Category	Financial Effect
(Dollars in thousands)				
Modification - term extension and forbearance				Forbearance agreements
Commercial and industrial (1)	3	\$ 36,930	7.29 %	
Real estate – mortgage, commercial	2	6,087	0.70 %	
Real estate – mortgage, residential	1	129	0.02 %	
Real estate – construction, residential	1	155	0.20 %	
Modification - payment deferral				Payment deferral 6-9 months
Commercial and industrial	1	182	0.04 %	
Real estate - mortgage, residential	1	577	0.08 %	
Total	9	\$ 44,060	1.81 %	

(1) Included in this balance was a \$32.8 million loan that was modified via a forbearance agreement in the second quarter of 2023 under which the borrower defaulted in the same period. The Company received cash payments of \$4.5 million in the first half of 2023 for interest, which were applied to the book principal balance of the loan. This loan is collateral-dependent, is on nonaccrual status, and has a specific reserve of \$9.6 million as of December 31, 2023. Subsequent to December 31, 2023, the Company received cash payments totaling \$3.0 million, which were applied to the book principal balance of the loan.

The following table presents an aging analysis of the recorded investment of loans modified as of the date stated.

	December 31, 2023				
	Current Loans	30-89 Days Past Due	Greater than 90 Days Past Due & Accruing	Nonaccrual	Total
(Dollars in thousands)					
Commercial and industrial	\$ 1,626	\$ —	\$ —	\$ 35,486	\$ 37,112
Real estate – mortgage, commercial	—	—	—	6,087	6,087
Real estate – mortgage, residential	129	—	—	577	706
Real estate – construction, residential	155	—	—	—	155
Total modified loans	\$ 1,910	\$ —	\$ —	\$ 42,150	\$ 44,060

As of and for the year ended December 31, 2023, three nonaccrual loans in the table above totaling \$33.5 million had a payment default, the largest of which was the \$32.8 million commercial and industrial loan noted above.

Four residential mortgage loans with a total recorded investment of \$134 thousand were in the process of foreclosure as of December 31, 2023, and none as of December 31, 2022.

Pre-ASC 326 Adoption Disclosures

Prior to the adoption of ASC 326 on January 1, 2023, the Company calculated the allowance for loan losses under the incurred loss methodology. The following disclosures are presented under this previously applicable GAAP for the applicable prior periods.

The following table presents the aging of the amortized cost of loans held for investment as of the date stated.

	December 31, 2022							
	Greater than							
	30-59	60-89	90 Days Past	Total Past				
	Days	Days	Due &		Due &		Current	Total
(Dollars in thousands)	Past Due	Past Due	Accruing	Nonaccrual	Nonaccrual	PCI Loans	Loans	Loans
Commercial and industrial	\$ 488	\$ 279	\$ —	\$ 68,039	\$ 68,806	\$ 1,481	\$ 519,762	\$ 590,049
Paycheck Protection Program	—	—	—	—	—	—	11,967	11,967
Real estate – construction, commercial	1,137	19	—	714	1,870	—	181,431	183,301
Real estate – construction, residential	1,416	1,204	—	—	2,620	7	73,972	76,599
Real estate – mortgage, commercial	6,198	297	6,234	1,658	14,387	51,223	799,379	864,989
Real estate – mortgage, residential	4,544	231	1,998	5,143	11,916	5,678	614,178	631,772
Real estate – mortgage, farmland	—	75	—	—	75	—	6,524	6,599
Consumer	880	200	28	495	1,603	359	45,461	47,423
Less: deferred loan fees, net of costs	—	—	—	—	—	—	(1,640)	(1,640)
Total Loans	\$ 14,663	\$ 2,305	\$ 8,260	\$ 76,049	\$ 101,277	\$ 58,748	\$ 2,251,034	\$ 2,411,059

The following table presents the aging of the recorded investment of PCI loans as of the date stated.

	December 31, 2022			
	Greater than			Total
	30-89	90 Days Past		
	Days	Due &		
	Current	Past Due	Accruing	Loans
(Dollars in thousands)	Loans			
Commercial and industrial	\$ —	\$ —	\$ 1,481	\$ 1,481
Real estate – construction, commercial	—	—	7	7
Real estate – mortgage, commercial	—	—	51,223	51,223
Real estate – mortgage, residential	354	—	5,324	5,678
Consumer	—	—	359	359
Total PCI Loans	\$ 354	\$ —	\$ 58,394	\$ 58,748

The following table presents the outstanding principal balance and related recorded investment of these acquired loans included in the consolidated balance sheet as of the date stated.

	December 31, 2022
(Dollars in thousands)	
PCI loans	
Outstanding principal balance	\$ 64,911
Recorded investment	58,748

Purchased performing loans	
Outstanding principal balance	513,461
Recorded investment	511,752
Total acquired loans	
Outstanding principal balance	578,372
Recorded investment	570,500

The following table presents the changes in the accretable yield for PCI loans for the period stated.

(Dollars in thousands)	December 31, 2022
Balance, beginning of period	\$ 16,849
Accretion	(9,410)
Reclassification of nonaccretable difference due to improvement in expected cash flows	3,804
Other changes, net	(71)
Balance, end of period	\$ 11,172

81

The following table presents a summary of the loan portfolio individually and collectively evaluated for impairment as of the date stated.

	December 31, 2022			
	Individually Evaluated for Impairment	Collectively Evaluated for Impairment	Total Loan Balances	Related Allowance for Loan Losses
(Dollars in thousands)				
PCI loans:				
Commercial and industrial	\$ —	\$ 1,481	\$ 1,481	\$ —
Real estate – construction, commercial	—	7	7	—
Real estate – mortgage, commercial	—	51,223	51,223	3
Real estate – mortgage, residential	—	5,678	5,678	—
Consumer	—	359	359	—
Total PCI loans	—	58,748	58,748	3
Originated and purchased performing loans:				
Commercial and industrial	67,654	520,914	588,568	23,073
Real estate – construction, commercial	521	182,773	183,294	1,637
Real estate – construction, residential	—	76,599	76,599	628
Real estate – mortgage, commercial	4,634	809,132	813,766	2,353
Real estate – mortgage, residential	834	625,260	626,094	1,760
Real estate – mortgage, farmland	—	6,599	6,599	4
Consumer	—	47,064	47,064	1,282
Total originated and purchased performing loans	73,643	2,268,341	2,341,984	30,737
Gross loans	73,643	2,327,089	2,400,732	30,740
Less: deferred loan fees, net of costs	—	(1,640)	(1,640)	—
Total	\$ 73,643	\$ 2,325,449	\$ 2,399,092	\$ 30,740

The tables above exclude PPP loans of \$12.0 million as of December 31, 2022. PPP loans are fully guaranteed by the U.S. government; therefore, the Company recorded no allowance for loan losses for these loans.

The following table presents information related to impaired loans held for investment by loan type as of date stated.

	December 31, 2022		
	Recorded	Unpaid	
(Dollars in thousands)	Investment	Principal	Related
		Balance	Allowance
With no specific allowance recorded:			
Commercial and industrial	\$ 1,268	\$ 1,289	\$ —
Real estate – construction, commercial	521	521	—
Real estate – mortgage, commercial	4,508	4,504	—
Real estate – mortgage, residential	834	834	—
With an allowance recorded:			
Commercial and industrial	\$ 66,386	\$ 66,386	\$ 11,605
Real estate – mortgage, commercial	126	126	1
Total	\$ 73,643	\$ 73,660	\$ 11,606

82

Impaired loans also include TDRs. As of December 31, 2022, there were 12 TDRs totaling \$38.3 million.

The following table presents an analysis of the change in the allowance for loans losses by loan type as of the dates and for the periods stated.

	December 31,	
(Dollars in thousands)	2022	2021
Allowance for loan losses, beginning of period	\$ 12,121	\$ 13,827
Charge-offs		
Commercial and industrial	(4,779)	(1,098)
Real estate – construction	(162)	(195)
Real estate – mortgage	(1,824)	(125)
Consumer	(1,686)	(1,123)
Total charge-offs	(8,451)	(2,541)
Recoveries		
Commercial and industrial	442	196
Real estate – construction	40	—
Real estate – mortgage	409	98
Consumer	492	424
Total recoveries	1,383	718
Net charge-offs	(7,068)	(1,823)
Provision for loan losses	25,687	117
Allowance for loan losses, end of period	\$ 30,740	\$ 12,121

The following table presents the amortized cost of loans held for investment by internal loan risk grade as of the date stated.

December 31, 2022

(Dollars in thousands)	Grade	Grade	Grade	Grade	Grade	Grade	Grade	Grade	Total
	1	2	3	4	5	6	7	8	
	Prime	Desirable	Good	Acceptabl	Pass/Watc	Special	Substand	Doubtful	
				e	h	Mention	ard		
PCI loans:									
Commercial and industrial	\$ —	\$ —	\$ —	\$ 1,369	\$ —	\$ 112	\$ —	\$ —	\$ 1,481
Real estate – construction, commercial	—	—	—	7	—	—	—	—	7
Real estate – mortgage, commercial	—	—	—	22,778	26,059	1,700	686	—	51,223
Real estate – mortgage residential	—	—	—	1,453	1,985	—	2,240	—	5,678
Consumer	—	—	—	—	353	—	6	—	359
Total PCI loans	—	—	—	25,607	28,397	1,812	2,932	—	58,748
Originated and purchased performing loans:									
Commercial and industrial	318	885	192,393	291,204	31,902	2,834	69,032	—	588,568
Paycheck Protection Program	11,967	—	—	—	—	—	—	—	11,967
Real estate – construction, commercial	—	361	14,223	156,027	8,504	3,365	814	—	183,294
Real estate – construction, residential	—	—	3,110	72,327	1,162	—	—	—	76,599
Real estate – mortgage, commercial	—	2,330	187,648	561,554	54,352	2,048	5,834	—	813,766
Real estate – mortgage residential	—	7,311	233,697	365,511	11,858	—	7,717	—	626,094
Real estate – mortgage, farmland	549	—	1,315	4,609	126	—	—	—	6,599
Consumer	197	0	21,330	24,731	256	—	550	—	47,064
				1,475,96					
Total originated and purchased performing loans:	13,031	10,887	653,716	3	108,160	8,247	83,947	—	2,353,951
				1,501,57					
Gross loans	\$ 13,031	\$ 10,887	\$ 653,716	\$ 0	\$ 136,557	\$ 10,059	\$ 86,879	\$ —	\$ 2,412,699
Less: deferred loan fees, net of costs									(1,640)
Total									\$ 2,411,059

There were no loans classified as doubtful or loss as of December 31, 2022 and December 31, 2021.

83

76

The following tables present the Company's loan portfolio (PCI and originated and purchased performing) by internal loan grades as of the dates stated.

PPP loans are risk graded strong because they are fully guaranteed by the U.S. government.

(Dollars in thousands)	December 31, 2022								Total
	Grade	Grade	Grade	Grade	Grade	Grade	Grade	Grade	
	1	2	3	4	5	6	7	8	
	Prime	Desirable	Good	Acceptable	Pass/Watch	Special	Substandard	Doubtful	
PCI loans:									

Commercial and industrial	\$	—	\$	—	\$	—	\$	1,369	\$	—	\$	112	\$	—	\$	—	\$	1,481
Real estate – construction, commercial		—		—		—		7		—		—		—		—		7
Real estate – mortgage, commercial		—		—		—		22,778		26,059		1,700		686		—		51,223
Real estate – mortgage residential		—		—		—		1,453		1,985		—		2,240		—		5,678
Consumer		—		—		—		—		353		—		6		—		359
Total PCI loans		—		—		—		25,607		28,397		1,812		2,932		—		58,748
Originated and purchased performing loans:																		
Commercial and industrial		318		885		193,144		312,278		38,552		2,834		40,557		—		588,568
Paycheck Protection Program		11,967		—		—		—		—		—		—		—		11,967
Real estate – construction, commercial		—		361		14,223		156,027		8,504		3,365		814		—		183,294
Real estate – construction, residential		—		—		3,110		72,327		1,162		—		—		—		76,599
Real estate – mortgage, commercial		—		2,330		187,648		561,554		54,352		2,048		5,834		—		813,766
Real estate – mortgage residential		—		7,311		233,697		365,511		11,858		—		7,717		—		626,094
Real estate – mortgage, farmland		549		—		1,315		4,609		126		—		—		—		6,599
Consumer		197		—		21,330		24,731		256		—		550		—		47,064
Total originated and purchased performing loans:		13,031		10,887		654,467		1,497,037		114,810		8,247		55,472		—		2,353,951
Gross loans	\$	13,031	\$	10,887	\$	654,467	\$	1,522,644	\$	143,207	\$	10,059	\$	58,404	\$	—	\$	2,412,699
Less: deferred loan fees, net of costs																		(1,640)
Total																	\$	2,411,059

77

	December 31, 2021																
						Grade				Grade							
	Grade	Grade	Grade	Grade	Grade	6	Grade	8									
	1	2	3	4	5	Special	7	Doubt									
	Prime	Desirable	Good	Acceptable	Pass/Watch	Mention	Substandard	ful	Total								
(Dollars in thousands)																	
PCI loans:																	
Commercial and industrial	\$	—	\$	—	\$	1,567	\$	2,818	\$	2,748	\$	1,770	\$	—	\$	8,903	
Real estate – construction, commercial		—		—		2,423		—		11,010		1,321		—		14,754	
Real estate – mortgage, commercial		—		—		2,642		3,892		33,487		11,851		—		51,872	
Real estate – mortgage residential		—		—		142		1,657		2,709		3,113		—		7,621	
Consumer		—		—		—		388		481		10		—		879	
Total PCI loans		—		—		6,774		8,755		50,435		18,065		—		84,029	
Originated and purchased performing loans:																	
Commercial and industrial		291		560		156,519		133,738		11,256		3,180		6,380		—	311,924
Paycheck Protection Program		30,742		—		—		—		—		—		—		—	30,742
Real estate – construction, commercial		—		412		28,973		91,900		7,995		1,846		643		—	131,769

Real estate – construction, residential	—	—	14,610	40,418	3,416	—	413	—	58,857
Real estate – mortgage, commercial	—	2,382	307,067	283,165	34,750	17,133	5,134	—	649,631
Real estate – mortgage residential	990	9,218	276,992	180,980	11,107	974	6,100	—	486,361
Real estate – mortgage, farmland	340	—	1,067	4,766	—	—	—	—	6,173
Consumer	262	3	16,920	30,691	542	—	580	—	48,998
Total originated and purchased performing loans:	32,625	12,575	802,148	765,658	69,066	23,133	19,250	—	1,724,455
Gross loans	\$ 32,625	\$ 12,575	\$ 802,148	\$ 772,432	\$ 77,821	\$ 73,568	\$ 37,315	\$ —	\$ 1,808,484
Less: deferred loan fees, net of costs									(906)
Total									\$ 1,807,578

78

Note 5. Premises and Equipment, net

The following table presents premises and equipment, net of accumulated depreciation, as of the dates stated.

	December 31,		December 31,	
	2022	2021	2023	2022
(Dollars in thousands)				
Buildings and land	\$ 23,134	\$ 25,510	\$ 23,139	\$ 23,134
Furniture, fixtures and equipment	6,065	6,004	6,471	6,065
Software	262	324	267	262
Construction in progress	—	41	13	—
Total cost	29,461	31,879	29,890	29,461
Less: Accumulated depreciation	(6,309)	(5,255)	(7,542)	(6,309)
Premises and equipment, net	\$ 23,152	\$ 26,624	\$ 22,348	\$ 23,152

Depreciation expense for the years ended **December 31, 2022** **December 31, 2023**, **2022**, and **2021** and **2020** was \$1.6 million, \$1.9 million, and \$2.0 million, and \$924 thousand, respectively. Software amortization expense for the years ended **December 31, 2022** **December 31, 2023**, **2022**, and **2021** and **2020** was \$52 thousand, \$96 thousand, \$137 thousand, and \$55 137 thousand, respectively.

Note 6. Goodwill and Other Intangible Assets

As of **December 31, 2022** **December 31, 2023** and **2021**, **December 31, 2022**, the Company's goodwill totaled \$0 and \$26.8 million, million, respectively. During the third quarter of 2023, management concluded that goodwill had become impaired as a result of the decline in the Company's stock price and its market value relative to its book value. Accordingly, an impairment charge totaling \$ 26.8 million, the entire amount of goodwill reported in the consolidated balance sheet, was recognized during the third quarter of 2023.

The following tables present information on amortizable intangible assets included on the consolidated balance sheets as of the dates stated.

	December 31, 2022			December 31, 2023		
	Gross Carrying Value	Accumulated Amortization	Net Carrying Value	Gross Carrying Value	Accumulated Amortization	Net Carrying Value
(Dollars in thousands)						
Core deposit intangibles	\$ 9,626	\$ (4,330)	\$ 5,296	\$ 9,626	\$ (5,582)	\$ 4,044
Other amortizable intangibles	3,282	(1,995)	1,287	3,962	(2,624)	1,338
Total	\$ 12,908	\$ (6,325)	\$ 6,583	\$ 13,588	\$ (8,206)	\$ 5,382

	December 31, 2021			December 31, 2022		
	Gross Carrying Value	Accumulated Amortization	Net Carrying Value	Gross Carrying Value	Accumulated Amortization	Net Carrying Value
(Dollars in thousands)						
Core deposit intangibles	\$ 9,626	\$ (2,908)	\$ 6,718	\$ 9,626	\$ (4,330)	\$ 5,296
Other amortizable intangibles	2,463	(1,587)	876	3,282	(1,995)	1,287
Total	\$ 12,089	\$ (4,495)	\$ 7,594	\$ 12,908	\$ (6,325)	\$ 6,583

Intangible amortization expense is included in noninterest expense or interest and fees on loans in the consolidated statements of operations depending on the intangible. For the years ended December 31, 2022, December 31, 2023, 2021, 2022, and 2020, 2021, intangible amortization expense totaled \$1.3 million, \$1.5 million, and \$1.7 million, and \$629 thousand, respectively.

Included in other amortizable intangibles were loan servicing assets of \$876.1 thousand million and \$362.876 thousand as of December 31, 2022, December 31, 2023 and 2021, 2022, respectively, related to the servicing of the government guaranteed portion of certain loans that the Company has sold. Loan servicing assets of \$820.679 thousand and \$266.820 thousand were added during the years ended December 31, 2022, December 31, 2023 and 2021, 2022, respectively. The amortization of these intangibles is included in interest and fees on loans in the consolidated statement statements of operations and totaled \$216 thousand and \$306 thousand for the year years ended December 31, 2022, December 31, 2023 and 2022, respectively.

84

The following table presents estimated intangible asset amortization expense of the core deposit intangibles and other amortizable intangibles for the next five years and thereafter from the date stated.

79

(Dollars in thousands)	December 31, 2022	December 31, 2023
2023	\$ 1,355	
2024	1,221	\$ 1,457
2025	1,046	1,195
2026	1,073	940
2027	627	704
2028		486
Thereafter	1,261	600
Total	\$ 6,583	\$ 5,382

The Company retains servicing rights on mortgages originated and sold to the secondary market. Beginning January 1, 2022, the Company elected the fair value measurement method for accounting for MSR assets, pursuant to which assets are initially recorded at fair value and subsequently adjusted to fair value at each reporting period. Prior to this election, the Company accounted for MSR assets under the amortization method, whereby the MSR assets were recorded at the lower of cost or fair value. As of December 31, 2022, the The fair value of MSR assets was \$29.027.1 million and at December 31, 2021, the carrying value \$29.0 million as of MSR assets under the amortization method was \$16.5 million. December 31, 2023 and 2022, respectively.

Note 7. Deposits

The aggregate amount of time deposits, with a minimum denomination of \$250 thousand, were \$75.896.3 million and \$144.875.8 million as of December 31, 2022 December 31, 2023 and 2021, 2022, respectively.

The following table presents the scheduled maturities of time deposits, with a minimum denomination of \$250 thousand, for the next five years and thereafter from the date stated.

(Dollars in thousands)	December 31, 2022		December 31, 2023	
2023	\$	40,764		
2024		29,616	\$	86,762
2025		2,109		6,451
2026		2,744		1,669
2027		606		331
Thereafter		—		
2028				1,049
Total	\$	75,839	\$	96,262

Brokered deposits totaled \$45.3515.5 million and \$53.745.3 million at December 31, 2022 December 31, 2023 and 2021, 2022, respectively. Deposits Non-brokered deposits obtained through a certificate of deposit listing service totaled \$4.239.8 million and \$8.44.2 million as of December 31, 2022 December 31, 2023 and 2021, 2022, respectively.

Note 8. Borrowings

FHLB Borrowings

The Bank has a line of credit from the FHLB of \$525.1 million at December 31, 2022, secured by pledged qualifying real estate loans and certain pledged securities. At December 31, 2023 and 2022, based on collateral, the line totaled \$455.6 million and \$525.1 million, respectively. The FHLB will lend up to 30% of the Bank's total assets as of the prior quarter end, subject to certain eligibility requirements, including adequate collateral. The Bank had borrowings from the FHLB that totaled totaling \$210.0 million and \$311.7 million at December 31, 2023 and \$10.1 million at December 31, 2022 and 2021, 2022, respectively. The interest rate on the borrowing as of December 31, 2022 was 4.57% with a maturity of May 8, 2023, but can be paid down or paid off anytime without penalty. The interest rate on the borrowing as of December 31, 2021 was 0.56% with a maturity of February 28, 2030 and was paid off in full in 2022 without penalty. FHLB borrowings required the Bank to hold \$14.712.3 million and \$1.714.7 million of FHLB stock as of December 31, 2022 December 31, 2023 and 2021, 2022, respectively, which is included in restricted equity investments on the consolidated balance sheets.

The following table presents information regarding FHLB advances outstanding as of the date stated.

(Dollars in thousands)	December 31, 2023			
	Balance	Origination Date	Stated Interest	
			Rate	Maturity Date
Daily Rate Credit	\$ 60,000	5/8/2023	5.57 %	5/8/2024
Fixed Rate Credit	50,000	3/15/2023	4.07 %	3/15/2027
Fixed Rate Credit	50,000	5/2/2023	3.87 %	5/3/2027

Fixed Rate Credit	50,000	5/4/2023	3.52 %	5/4/2028
Total FHLB borrowings	\$ 210,000			

At **December 31, 2022** December 31, 2023, 1-4 family residential loans classified as held for investment with a lendable value of \$**104.6** 237.5 million, multi-family residential loans with a lendable value of \$**42.2** 36.6 million, commercial real estate loans with a lendable value of \$**147.1** 151.6 million, and securities with a lendable value of \$**231.2** 29.7 million were pledged against for the available line of credit with the FHLB. The Bank also has letters of credit outstanding with the FHLB in the amount of \$**110.1** million and \$85.1

80

million as of December 31, 2023 and 2022, respectively, for the purpose of collateral for public deposits with the Treasury Board of the Commonwealth of Virginia. Outstanding letters of credit reduce the available balance of the borrowing facility with the FHLB, which was were \$135.5 and \$128.3 million as of December 31, 2022 December 31, 2023 and 2022, respectively.

FRB Borrowings

The Company may obtain advances from the FRB through the Discount Window. The Company had secured capacity through the FRB Discount Window of \$161.0 million, of which the Company had no outstanding advances as of December 31, 2023. As of December 31, 2023, the Company had secured capacity under the BTFP of \$260.9 million, of which the Company had drawn one advance for \$65.0 million, maturing May 10, 2024, with a fixed interest rate of 4.74%. BTFP advances can be repaid at any time without penalty. Subsequent to December 31, 2023, and in connection with the Consent Order, the Company moved collateral from the FRB BTFP to the FHLB.

Other Borrowings

The Company has unsecured lines of credit with correspondent banks totaling available for overnight borrowing, which totaled \$10.0 million and \$28.0 million at **December 31, 2022** December 31, 2023 and \$44.0 million at December 31, 2021, available for overnight borrowing. 2022, respectively. These lines bear interest at the prevailing rates for such loans and are cancellable cancelable any time by the correspondent bank. At **December 31, 2022** December 31, 2023 and **2021, 2022**, none of these lines of credit with correspondent banks were drawn upon.

Subordinated Notes

The Company had \$39.9 million and \$40.0 million of subordinated notes, net, outstanding as of **December 31, 2022** December 31, 2023 and **December 31, 2021, 2022**, respectively. The Company's subordinated notes are comprised of a \$25 million issuance in October 2019 maturing October 15, 2029 (the "2029 Notes") and a \$15 million issuance in May 2020 maturing June 1, 2030 (the "2030 Note").

The 2029 Notes which were assumed in the Bay Banks Merger, bear interest at 5.625% per annum, through October 14, 2024, payable semi-annually in arrears. From October 15, 2024 through October 14, 2029, or up to an early redemption date, the interest rate shall reset quarterly to an interest rate per annum equal to the then current three-month Secured Overnight Funding Rate (SOFR) ("SOFR") (as defined in the 2029 Notes) plus 433.5 basis points, payable quarterly in arrears. The 2029 Notes are unsecured, subordinated obligations of the Company and rank junior in right of payment to the Company's existing and future senior indebtedness and rank in parity with the other subordinated notes issued by the Company. Beginning on October 15, 2024 through maturity, the 2029 Notes may be redeemed, at the Company's option, on any scheduled interest payment date. As of **December 31, 2022** December 31, 2023, the net carrying amount of the 2029 Notes was \$**25.2** 25.1 million, inclusive of a \$**678** 578 thousand purchase accounting adjustment (premium) recorded at the effective date of the Bay Banks Merger (January 31, 2021). For the twelve months ended December 31, 2022 and 2021, the The effective interest rate on the 2029 Notes, was 5.08% and 4.73%, respectively, inclusive of the amortization of the purchase accounting adjustment (premium), was 5.08% for the twelve months ended December 31, 2023 and 2022 and was 4.73% for the twelve months ended December 31 2021.

The 2030 Note bears interest at the rate of 6.00% per annum until June 1, 2025, at which date the rate will reset quarterly, equal to the three-month SOFR determined on the date of the applicable interest period plus 587 basis points. Interest on the 2030 Note is payable semi-annually in arrears. The 2030 Note is an unsecured, subordinated obligation of the Company and ranks junior in right of payment to the Company's existing and future senior

86

indebtedness and ranks in parity with the other subordinated notes issued by the Company. Beginning on June 1, 2025 through maturity, the 2030 Note may be redeemed, at the Company's option, on any scheduled interest payment date. The aggregate carrying value of the 2030 Note, including unamortized debt issuance costs, was \$14.8 million and \$14.7 million as of December 31, 2022 December 31, 2023 and 2021, 2022, respectively. For the twelve months ended December 31, 2022 December 31, 2023, 2021, 2022, and 2020 2021 the effective interest rate on the 2030 Note was 6.11 6.09%, 6.12 6.11%, and 6.12%, respectively.

Note 9. Derivative Financial Instruments and Hedging Activities

The Company enters into interest rate swap agreements to accommodate the needs of its banking customers. The Company mitigates the interest rate risk entering into these swap agreements by entering into equal and offsetting swap agreements with a highly rated third-party financial institution. These back-to-back swap agreements are free-standing derivatives and are recorded at fair value in the Company's consolidated balance sheets (asset positions are included in other assets and liability positions are included in other liabilities).

81

The following table presents the notational notional and fair values of the swap agreements as of the dates stated.

	December 31, 2022		December 31, 2023	
	Notional	Fair	Notional	Fair
	Amount	Value	Amount	Value
(Dollars in thousands)				
Interest rate swap agreement				
Receive fixed/pay variable swaps	\$ 2,178	\$ (95)	\$ 2,178	\$ (71)
Pay fixed/receive variable swaps	2,178	95	2,178	71
	December 31, 2021		December 31, 2022	
	Notional	Fair	Notional	Fair
	Amount	Value	Amount	Value
(Dollars in thousands)				
Interest rate swap agreement				
Receive fixed/pay variable swaps	\$ 2,052	\$ 199	\$ 2,178	\$ (95)
Pay fixed/receive variable swaps	2,052	(199)	2,178	95

As part of its efforts to sell originated government guaranteed and conventional residential mortgages into the secondary market, the Bank had entered into \$11.7 2.6 million and \$64.8 11.7 million of rate lock commitments with borrowers, net of expected fallout, as of December 31, 2022 December 31, 2023 and 2021, 2022, respectively, and \$12.8 7.4 million and \$113.6 12.8 million of closed loan inventory waiting for sale, which were hedged by \$21.5 13.5 million and \$169.5 21.5 million in forward TBA mortgage backed securities as of December 31, 2022 December 31, 2023 and 2021, 2022, respectively. Mortgage derivative assets totaled \$112 335 thousand and \$1.9 112 million thousand as of December 31, 2022 December 31, 2023 and 2021, 2022, respectively, and mortgage derivative liabilities, which are included in other liabilities on the consolidated balance sheets, were \$24 140 thousand and \$75 24 thousand as of December 31, 2022 December 31, 2023 and 2021, 2022, respectively.

Note 10. Employee Benefit Plans

The Company has a 401(k) plan that covers eligible employees (the "401(k) Plan"). Employees may make voluntary contributions subject to certain limits based on federal tax laws. The Bank contributes a matching contribution equal to 100% of an employee's contribution up to 5% of the elective deferral. This contribution. The Company's matching contribution is subject to a vesting schedule of six years. vests immediately. For the years ended December 31, 2022 December 31, 2023, 2021, 2022, and 2020, 2021, total expenses attributable to the 401(k) Plan were \$1.8 million, \$2.5 1.8 million, and \$1.2 2.5 million, respectively.

The Company has an Employee Stock Ownership Plan (the “ESOP”) that covers eligible employees. Contributions to the ESOP are made at the discretion of , which was terminated by the board of directors and are subject on April 20, 2022. As of December 31, 2023, the Company was working to a vesting schedule of six years, liquidate the ESOP. The ESOP held 63,571 and 192,066 total shares of Company common stock at both December 31, 2023 and December 31, 2022 and December 31, 2021, which are considered outstanding in the computation of EPS.

The Company assumed the Bay Banks of Virginia, Inc. ESOP pursuant to the Bay Banks Merger (the “Bay Banks ESOP”). The Bay Banks ESOP remained a separate plan from the ESOP after the Bay Banks Merger, and no new participants were permitted to the Bay Banks ESOP beginning with the effective date of the merger. The Bay Banks ESOP held 361,500 total shares of Company common stock at both December 31, 2022 and December 31, 2021, respectively, which are considered outstanding in the computation of EPS.

Note 11. Stock-Based Compensation

The Company has granted restricted stock awards (“time-based RSAs”) to employees and directors, and performance-based restricted stock awards (“PSAs”) to employees, under the Blue Ridge Bankshares, Inc. Equity Incentive Plan. Plan, the Company’s prior equity incentive plan that terminated in June 2023, and the Blue Ridge Bankshares, Inc. 2023 Stock Incentive Plan, which was approved by shareholders on June 14, 2023. Time-based

87

RSAs are considered fixed awards as the number of shares and fair value is known at the date of grant, and the fair value of the award at the grant date is amortized over the requisite service period, which is generally three years. Beginning in 2022, the Company began granting performance-based restricted stock awards (“PSAs”) to employees under the same plan. PSAs vest at the end of a three-year period contingent on the Company’s achievement of financial goals and are being expensed on a straight-line basis over the same period with adjustments periodically based on projected achievement of the performance target, which may change the number of PSA shares that will ultimately vest. In 2022, 2023, the Company granted time-based RSAs and PSAs relating to 210,669 318,233 shares of the Company’s common stock to employees and directors, of which 94,783 89,869 shares were PSAs. Time-based RSAs carry voting and dividend rights, while PSAs carry voting rights but are subject to deferred dividend payout restrictions.

82

Compensation expense recognized in the consolidated statements of operations related to time-based RSAs and PSAs, net of forfeitures, was \$1.7 million, \$1.3 1.7 million, and \$567 1.3 thousand million for the years ended December 31, 2022 December 31, 2023, 2021, 2022, and 2020, 2021, respectively. Unrecognized compensation expense related to the restricted stock awards as of December 31, 2022 December 31, 2023 totaled \$3.1 2.7 million.

The following table presents time-based RSA and PSA activity as of the dates and for the periods stated.

	Time-based RSAs		PSAs		Time-based RSAs		PSAs	
	Share	Weighted Average	Shar	Weighted Average	Shares	Weighted Average Fair Value	Shares	Weighted Average Fair Value
	s	Fair Value	es	Fair Value				
Shares unvested and outstanding,	148,							
December 31, 2020	600	\$ 10.70	—	\$ —				
Granted	174,							
	634	17.35	—	—				
Vested	(85,							
	037)	12.28	—	—				
Forfeited	(20,							
	013)	13.45	—	—				

Shares unvested and outstanding, December 31, 2021	218, 184	\$	15.31	—	\$	—	218,184	\$	15.31	—	\$	—
Granted	115, 886			94, 783		14.91	115,886		15.06	94,783		14.91
Vested	(87, 677)		15.40	—		—	(87,677)		15.40	—		—
Forfeited	(27, 737)			(2,4 78)		14.91	(27,737)		14.25	(2,478)		14.91
Shares unvested and outstanding, December 31, 2022	218, 656	\$	15.27	92, 305		14.91	218,656	\$	15.27	92,305	\$	14.91
Granted							228,364		8.52	89,869		8.85
Vested							(115,122)		14.73	—		—
Forfeited							(39,880)		14.51	(29,294)		13.39
Shares unvested and outstanding, December 31, 2023							292,018	\$	10.31	152,880	\$	11.64

The following table presents stock option activity as of the dates and for the periods presented.

	Shares	Weighted Average Exercise Price	Weighted Average Remaining Contract ual Life (in years)	Aggregate Intrinsic Value (1)	Shares	Weighted Average Exercise Price	Weighted Average Remaining Contractual Life (in years)	Aggregate Intrinsic Value (1)
Options outstanding and exercisable, December 31, 2020	—	—	—	—				
Assumed in Bay Banks Merger	148,7 58	9.89	5.47					
Granted	—	—						
Options outstanding and exercisable, December 31, 2021					57,607	\$ 11.75	6.18	\$ 354,269
Exercised					(1,183)	11.88		
Expired					(3,750)	12.30		
Options outstanding and exercisable, December 31, 2022					52,674	\$ 11.71	5.13	\$ 66,754
Forfeited	(808)	13.80			(3,375)	12.05		
Exercised	(89,7 86)	9.99			(3,750)	7.00		
Expired	(557)	6.47			(15,058)	12.44		
Options outstanding and exercisable, December 31, 2021	57,60 7	11.75	6.18	\$ 354,269				
Granted	—	—						
Forfeited	—	—						

Exercised	(1,18				
	3)	11.88			
Expired	(3,75				
	0)	12.30			
Options outstanding and exercisable,	52,67				
December 31, 2022	4	\$ 11.71	5.13	\$ 66,754	
Options outstanding and exercisable,					
December 31, 2023			30,491	\$ 11.89	4.50 \$ —

(1) The aggregate intrinsic value of a stock option in the table above represents the total pre-tax intrinsic value (the amount by which the current market value of the underlying stock exceeds the exercise price of the option) that would have been received by the option holders had all option holders exercised their options as of the respective years ended. This amount changes based on the market value of the Company's common stock.

All of the options outstanding as of **December 31, 2022** **December 31, 2023** were assumed in the Bay Banks Merger.

83

Note 12. Leases

The Company's long-term lease agreements are classified as operating leases. Certain of these leases offer the option to extend the lease terms and the Company has included such extensions in its calculation of the lease liabilities to the extent the options are reasonably assured of being exercised. The lease agreements do not provide for residual value guarantees and have no restrictions or covenants that would impact dividends or require incurring additional financial obligations.

88

Based upon changing staff and operational needs, the Company negotiates lease renewals, extensions, terminations, or new lease contracts. In 2023, the Company entered into a new 10-year lease for space in the greater Richmond area that increased the right-of-use asset and the lease liability on the consolidated balance sheet by \$3.6 million; this increase was partially offset by leases terminating and expiring during the year.

The following tables present information about the Company's leases as of the dates and for the periods stated.

	December 31,		December 31,	
	2022	2021	2023	2022
(Dollars in thousands)				
Lease liabilities	\$ 7,860	\$ 7,651	\$ 9,619	\$ 7,860
Right-of-use asset	\$ 6,903	\$ 6,317	\$ 8,738	\$ 6,903
Weighted average remaining lease term (years)	5.85	6.79	7.14	5.85
Weighted average discount rate	2.40 %	1.86 %	3.25 %	2.40 %

December 31,

December 31,

(Dollars in thousands)	2022	2021	2020	2023	2022	2021
Operating lease cost	\$ 2,495	\$ 2,383	\$ 1,731	\$ 2,403	\$ 2,495	\$ 2,383
Total lease cost	2,495	2,383	1,731	2,403	2,495	2,383
Cash paid for amounts included in the measurement of lease liabilities	2,080	2,014	—	2,217	2,080	2,014

The following table presents a maturity analysis of operating lease liabilities and reconciliation of the undiscounted cash flows to the total of operating lease liabilities for periods following the date stated.

(Dollars in thousands)	December 31, 2022	December 31, 2023
2023	\$ 2,058	
2024	1,441	\$ 1,934
2025	1,169	1,612
2026	1,050	1,512
2027	984	1,365
2028		1,164
Thereafter	1,786	3,305
Total undiscounted cash flows	8,488	10,892
Discount	(628)	(1,273)
Lease liabilities	\$ 7,860	\$ 9,619

Note 13. Fair Value

The fair value of a financial instrument is the current amount that would be exchanged between willing parties in the principal or most advantageous market for the asset or liability in an orderly transaction between market participants on the measurement date. Fair value is best determined based upon quoted market prices. However, in many instances, there are no quoted market prices for the Company's various financial instruments. In cases where quoted market prices are not available, fair values are based on estimates using present value or other valuation techniques.

Those techniques are significantly affected by the assumptions used, including the discount rate and estimates of future cash flows. Accordingly, the fair value estimates may not be realized in an immediate settlement of the instrument. Accounting guidance for fair value excludes certain financial instruments and all nonfinancial instruments from its disclosure requirements. Accordingly, the aggregate fair value amounts presented may not necessarily represent the underlying fair value of the Company.

The Company records fair value adjustments to certain assets and liabilities and determines fair value disclosures utilizing a definition of fair value of assets and liabilities that states that fair value is an exit price, representing the amount that would be received to sell an asset or paid to transfer a liability in an orderly transaction between market participants. Additional considerations are involved to determine the fair value of financial assets in markets that are not active.

84

The Company uses a hierarchy of valuation techniques based on whether the inputs to those valuation techniques are observable or unobservable. Observable inputs reflect market data obtained from independent sources, while unobservable inputs reflect the Company's market assumptions. The three levels of the fair value hierarchy based on these two types of inputs are as follows:

89

Level 1 – Valuation is based on quoted prices in active markets for identical assets and liabilities.

Level 2 – Valuation is based on observable inputs including quoted prices in active markets for similar assets and liabilities, quoted prices for identical or similar assets and liabilities in less active markets, and model-based valuation techniques for which significant assumptions can be derived primarily from or corroborated by observable data in the market.

Level 3 – Valuation is based on model-based techniques that use one or more significant inputs or assumptions that are unobservable in the market.

The following describes the valuation techniques used by the Company to measure certain financial assets and liabilities recorded at fair value on a recurring basis in the financial statements:

Securities

Where quoted prices are available in an active market, securities are classified within Level 1 of the valuation hierarchy. Level 1 securities would include highly-liquid government bonds and exchange traded equities. If quoted market prices are not available, then fair values are estimated by using pricing models, quoted prices of securities with similar characteristics, or discounted cash flow. Level 2 securities would include U.S. agency securities, mortgage-backed agency securities, obligations of states and political subdivisions, and certain corporate, asset-backed and other securities. In certain cases where there is limited activity or less transparency around inputs to the valuation, securities are classified within Level 3 of the valuation hierarchy. The carrying value of restricted FRB and FHLB stock approximates fair value based upon the redemption provisions of each entity and is therefore excluded from the following table.

Rabbi trust assets

As a result of the Bay Banks Merger, the Company acquired and assumed a The Company's rabbi trust and is associated with a deferred compensation plan. The assets held by the rabbi trust are invested at the direction of the individual participants and are generally invested in marketable investment securities, such as common stocks and mutual funds or short-term investments (e.g., cash) (Level 1). Rabbi trust assets and the associated deferred compensation plan liability are included in other assets and other liabilities, respectively, in the consolidated balance sheets.

Derivative financial instruments

Derivative instruments used to hedge residential mortgage loans held for sale and the related interest rate lock commitments include forward commitments to sell mortgage loans and are reported at fair value utilizing Level 2 inputs. The fair values of derivative financial instruments are based on derivative market data inputs as of the valuation date and the underlying value of mortgage loans for rate lock commitments.

The Company has interest rate swap assets and liabilities associated with certain customer commercial loans. The interest rate swap asset with the customer is offset with an equal swap agreement with a highly-rated third-party financial institution (i.e., "back-to-back"). Both the interest rate swap assets and liabilities are free-standing derivatives and are recorded at fair value utilizing Level 2 inputs.

85 90

The following tables present the balances of financial assets measured at fair value on a recurring basis as of the dates stated.

(Dollars in thousands)	December 31, 2022				December 31, 2023			
	Level							
	Total	1	Level 2	Level 3	Total	Level 1	Level 2	Level 3
Securities available for sale								
Mortgage backed securities					\$ 176,970	\$ —	\$ 176,970	\$ —
U.S. Treasury and agencies					68,871	—	68,871	—
State and municipals	\$ 50,993	\$ —	\$ 50,993	\$ —	43,325	—	43,325	—

U.S. Treasury and agencies	67,162	—	67,162	—				
Mortgage backed securities	196,33		188,71					
	6	—	9	7,617				
Corporate bonds	39,850	—	35,561	4,289	31,915	—	31,165	750
Total securities available for sale	354,34		342,43	11,90				
	\$ 1	\$ —	\$ 5	\$ 6	\$ 321,081	\$ —	\$ 320,331	\$ 750
Other assets								
MSR assets				28,99				
	\$ 28,991	\$ —	\$ —	\$ 1	\$ 27,114	\$ —	\$ —	\$ 27,114
Rabbi trust assets	584	584	—	—	531	531	—	—
Mortgage derivative asset	112	—	112	—	335	—	335	—
Interest rate swap asset	95	—	95	—	71	—	71	—
Other liabilities								
Mortgage derivative liability	\$ 24	\$ —	\$ 24	\$ —	\$ 140	\$ —	\$ 140	\$ —
Interest rate swap liability	95	—	95	—	71	—	71	—

(Dollars in thousands)	December 31, 2021				December 31, 2022			
	Level							
	Total	1	Level 2	Level 3	Total	Level 1	Level 2	Level 3
Securities available for sale								
Mortgage backed securities					\$ 196,336	\$ —	\$ 188,719	\$ 7,617
U.S. Treasury and agencies					67,162	—	67,162	—
State and municipals	\$ 51,113	\$ —	\$ 51,113	\$ —	50,993	—	50,993	—
U.S. Treasury and agencies	64,066	—	64,066	—				
Mortgage backed securities	219,11		211,19					
	0	—	4	7,916				
Corporate bonds				11,06				
	39,243	3,000	25,179	4	39,850	—	35,561	4,289
Total securities available for sale	373,53		351,55	18,98				
	\$ 2	\$ 3,000	\$ 2	\$ 0	\$ 354,341	\$ —	\$ 342,435	\$ 11,906
Other assets								
MSR assets					\$ 28,991	\$ —	\$ —	\$ 28,991
Rabbi trust assets	\$ 994	\$ 994	\$ —	\$ —	584	584	—	—
Mortgage derivative asset	1,876	—	1,876	—	112	—	112	—
Interest rate swap asset	199	—	199	—	95	—	95	—
Other liabilities								
Mortgage derivative liability	\$ 75	\$ —	\$ 75	\$ —	\$ 24	\$ —	\$ 24	\$ —
Interest rate swap liability	199	—	199	—	95	—	95	—

The following table presents the change in corporate bonds and mortgage backed securities using Level 3 inputs for the periods stated.

(Dollars in thousands)	Corporate	Mortgage backed
	Bonds	securities
Balance as of December 31, 2020	\$ —	\$ —
Transfers from Level 2 to Level 3	14,041	7,915
Transfers from Level 3 to Level 2	(996)	—
Sales or paydowns	(2,000)	—
Fair value adjustments	19	1

Balance as of December 31, 2021	\$ 11,064	\$ 7,916
Transfers from Level 3 to Level 2	(6,751)	—
Sales or paydowns	—	(300)
Fair value adjustments	(24)	1
Balance as of December 31, 2022	\$ 4,289	\$ 7,617
	Corporate	Mortgage backed
	Bonds	securities
(Dollars in thousands)		
Balance as of December 31, 2021	\$ 11,064	\$ 7,916
Transfers from Level 3 to Level 2	(6,751)	—
Sales or paydowns	—	(300)
Fair value adjustments	(24)	1
Balance as of December 31, 2022	\$ 4,289	\$ 7,617
Transfers from Level 3 to Level 2	(3,539)	(7,617)
Balance as of December 31, 2023	\$ 750	\$ —

Certain financial As of December 31, 2023, two corporate bonds totaling \$750 thousand were reported at their respective amortized cost and as Level 3 assets are measured at in the fair value on a nonrecurring basis in accordance with GAAP. The following describes the valuation techniques used by the Company to measure certain financial assets recorded at fair value on a nonrecurring basis in the financial statements. hierarchy, as there were no observable market prices for similar investments.

86

91

Mortgage Servicing Rights or MSR Assets

As previously noted, the Company changed its accounting for MSR assets from the amortization method to the fair value measurement method effective January 1, 2022. This was a prospective change in accounting method; therefore, the carrying value of the MSR assets in periods prior to January 1, 2022 were stated at amortized cost.

A third-party model is used to determine the fair value of the Company's MSR assets. The model establishes pools of performing loans, calculates projected future cash flows for each pool, and applies a discount rate to each pool. As of December 31, 2022 December 31, 2023 and 2021, 2022, the Company was servicing approximately \$2.16 2.10 billion and \$1.91 2.16 billion in loans, respectively, via a third-party subservicer. Loans are segregated into homogenous pools based on loan term, interest rates, and other similar characteristics. Cash flows are then estimated based on net servicing fee income and servicing costs, utilizing assumed prepayment speeds. The weighted average net servicing fee income of the portfolio was 28.4 28.3 basis points as of December 31, 2022 December 31, 2023. Estimated base annual servicing costs were \$65.00 75.00 to \$80.00 85.00 per loan depending on the guarantor. Prepayment speeds in the model are based on empirically derived data for mortgage pool factors and differences between a mortgage pool's weighted average coupon and its current mortgage rate. The weighted average prepayment speed assumption used in the fair value model was 8.17 8.05% as of December 31, 2022 December 31, 2023. A base discount rate of 9.00 10.00% to 14.50 12.00% (9.43 10.30% weighted average discount rate) was then applied to each pool's projected future cash flows as of December 31, 2022 December 31, 2023. The discount rate is intended to represent the estimated market yield for the highest quality grade of comparable servicing. MSR assets are classified as Level 3.

The following table presents the change in MSR assets as of the dates and for the periods stated.

(Dollars in thousands)

	MSR Assets	MSR Assets
Balance as of December 31, 2020	\$ 7,084	
Acquired in Bay Banks Merger	997	
Additions	11,809	
Write-offs	(959)	
Amortization	(2,462)	
Balance as of December 31, 2021 - Amortized cost	\$ 16,469	\$ 16,469
Change in accounting method	4,484	4,484
Additions	5,791	5,791
Fair value adjustments	2,247	2,247
Balance as of December 31, 2022 - Fair value	\$ 28,991	\$ 28,991
Additions		1,010
Fair value adjustments		(2,887)
Balance as of December 31, 2023 - Fair value		\$ 27,114

Certain financial assets are measured at fair value on a nonrecurring basis in accordance with GAAP. The following describes the valuation techniques used by the Company to measure certain financial assets recorded at fair value on a nonrecurring basis in the financial statements.

Other Equity Investments

The fair value of other equity investments, including the Company's investments in certain fintech and limited partnership companies, is based on either observable market prices, if available, or observable market transactions for identical or significantly similar investments (Level 2).

Impaired Collateral-dependent Loans

Impaired Collateral-dependent loans with specific reserves are carried at fair value. Fair value, is based on which equals the discounted cash flows of the loan or the fair estimated market value of the collateral less estimated costs to sell, if the loan is collateral-dependent. sell. Collateral may be in the form of real estate, securities, or business assets, including equipment, inventory, and accounts receivable. Any given A loan may have multiple types of collateral; however, the majority of the Company's loan collateral is real estate. The value of real estate collateral is generally determined utilizing a market valuation approach based on an appraisal conducted by an independent, licensed appraiser outside of the Company using observable market data (Level 2). However, if the collateral value is significantly adjusted due to differences in the comparable properties or is discounted by the Company because of lack of marketability, then the fair value is considered Level 3. The value of business equipment is based upon an outside appraisal if deemed significant or the net book value on the applicable business's borrower's financial statements if not considered significant. Likewise, values for inventory and accounts receivables collateral are based on financial statement balances or aging reports (Level 3). Fair value adjustments are recorded in the period incurred as provision for loan credit losses on the consolidated statements of operations.

Loans Held for Sale

Mortgage loans originated or purchased and intended for sale in the secondary market (i.e., loans held for sale) are carried at the lower of cost or estimated fair market value in the aggregate (i.e., loans held for sale). aggregate. Changes in fair value are recognized in residential mortgage banking income, net including

MSRs, on the consolidated statements of operations (Level 2).

Certain consumer loans originated by the Company Bank and sourced by fintech partners are classified on the Company's consolidated balance sheets as held for sale. These After origination, these loans are originated by the Bank and either sold directly to the applicable fintech partner or another investor at par, generally up to 10 days from origination. Due to relatively short time between origination and sale, these loans are held at cost, which approximates fair value (Level 2).

Government guaranteed loans, or portions thereof, intended for sale in the secondary market are classified as held for sale on the consolidated balance sheets and carried at the lower of cost or estimated fair market value (Level 2).

Other Real Estate Owned

Certain assets such as OREO are measured at fair value less estimated costs to sell. Valuation of OREO is generally determined using current appraisals from independent appraisers, a Level 2 input. If current appraisals cannot be obtained prior to reporting dates, or if declines in value are identified after the most recent appraisal, appraisal values are discounted, resulting in Level 3 estimates. If the Company markets the property with a real estate agent or broker, estimated selling costs reduce the listing price, resulting in a valuation based on Level 3 inputs.

The following tables summarize assets that were measured at fair value on a nonrecurring basis as of the dates stated.

(Dollars in thousands)	December 31, 2022			
	Total	Level 1	Level 2	Level 3
Other equity investments	\$ 23,776	\$ —	\$ 23,776	\$ —
Impaired loans, net	34,888	—	—	34,888
Loans held for sale	69,534	—	69,534	—
OREO	195	—	—	195

(Dollars in thousands)	December 31, 2021				December 31, 2023			
	Total	Level 1	Level 2	Level 3	Total	Level 1	Level 2	Level 3
Other equity investments	\$ 14,184	\$ —	\$ 14,184	\$ —	\$ 12,905	\$ —	\$ 12,905	\$ —
Impaired loans, net	8,344	—	—	8,344				
Collateral-dependent loans					56,068	—	—	56,068
Loans held for sale	121,94		121,94		46,337	—	46,337	—
	3	—	3	—				
OREO	157	—	—	157				

(Dollars in thousands)	December 31, 2022			
	Total	Level 1	Level 2	Level 3
Other equity investments	\$ 23,776	\$ —	\$ 23,776	\$ —
Impaired loans, net	54,906	—	—	54,906
Loans held for sale	69,534	—	69,534	—
OREO	195	—	—	195

The following tables present quantitative information about Level 3 fair value measurements as of the dates stated.

(Dollars in thousands)	Balance as of December 31, 2022	Unobservable Input Range		Balance as of December 31, 2023	Unobservable Input Range	
Impaired loans, net						
Collateral-dependent loans						
Discounted appraised value technique	34,743	Selling Costs	7% - 10%	\$ 56,068	Selling Costs	7% - 15%

Discounted cash flows technique	145	Discount Rate	4% - 11%
OREO			
Discounted appraised value technique	195	Selling Costs	7 %

88

	Balance as of		
(Dollars in thousands)	December 31, 2022	Unobservable Input	Range
Impaired loans, net			
Discounted appraised value technique	\$ 54,761	Selling Costs	7% - 10%
Discounted cash flows technique	145	Discount Rate	4% - 11%
OREO			
Discounted appraised value technique	195	Selling Costs	7%

93

	Balance as of		
(Dollars in thousands)	December 31, 2021	Unobservable Input	Range
Impaired loans, net			
Discounted appraised value technique	8,108	Selling Costs	7 %
Discounted cash flows technique	236	Discount Rate	4% - 7%
OREO			
Discounted appraised value technique	157	Selling Costs	7 %

Fair value information about financial instruments, whether or not recognized in the balance sheet, for which it is practical to estimate the value is based upon the characteristics of the instruments and relevant market information. Financial instruments include cash, evidence of ownership in an entity, or contracts that convey or impose on an entity that contractual right or obligation to either receive or deliver cash for another financial instrument. The information used to determine fair value is highly subjective and judgmental in nature and, therefore, the results may not be precise. Subjective factors include, among other things, estimates of cash flows, risk characteristics, credit quality, and interest rates, all of which are subject to change. Since the fair value is estimated as of the balance sheet date, the amounts that will actually be realized or paid upon settlement or maturity on these various instruments could be significantly different.

The carrying values of cash and due from banks, and federal funds sold, and restricted cash are of such short duration that carrying value reasonably approximates fair value (Level 1).

The carrying values of accrued interest receivable and accrued interest payable are of such short duration that carrying value reasonably approximates fair value (Level 2).

The carrying value of restricted equity investments approximates fair value based on the redemption provisions of the issuer (Level 2). The fair value of other investments is approximated by its carrying value (Level 3).

The fair value of the Company's loan portfolio includes a credit risk assumption in the determination of the fair value of its loans. This credit risk assumption is intended to approximate the fair value that a market participant would realize in a hypothetical orderly transaction. The Company's loan portfolio is initially fair

valued using a segmented approach. The Company divides its loan portfolio into the following categories: variable rate loans, impaired loans, and all other loans. The results are then adjusted to account for credit risk as described above. The fair value of the Company's loan portfolio also considers illiquidity risk through the use of a discounted cash flow model to compensate for based on certain assumptions included within the discounted cash flow model, primarily the use of discount rates that better capture inherent credit risk over the lifetime of a loan. This consideration of both credit risk and illiquidity risk provides an estimated exit price for the Company's loan portfolio. Loans held for investment are reported as Level 3.

There is no credit risk associated with PPP loans as they are fully guaranteed by the U.S. government. Further, these loans are expected to be short term in nature. As a result, the carrying value of PPP loans reasonably approximates fair value (Level 3).

The carrying value of cash surrender value of life insurance reasonably approximates fair value. The Company records these policies at their cash surrender value, which is estimated using information provided by insurance carriers.

The carrying value of noninterest-bearing deposits approximates fair value (Level 1). The carrying values of interest-bearing demand, money market, and savings deposits approximates fair value based on their current pricing and are reported as Level 2. The fair values of time deposits were obtained using a discounted cash flow calculation that includes a market rate analysis of the current rates offered by market participants for time deposits that mature in the same period. Time deposits are reported as Level 3.

The fair value of the FHLB borrowings is estimated by discounting the future cash flows using current interest rates offered for similar advances (Level 2).

The fair value of FRB borrowings is approximated by its carrying value as there is no comparable debt to PPPLF BTFP advances (Level 2).

89

The fair value of the Company's subordinated notes is estimated by utilizing recent issuance interest rates for subordinated debt offerings of similar issuer size (Level 3).

The Company assumes interest rate risk (the risk that general interest rate levels will change) as a result of its normal operations. As a result, the fair values of the Company's financial instruments will change when interest rate levels change and that change may be either favorable or unfavorable to the Company. Borrowers with fixed rate obligations may be less likely to prepay in a rising rate environment and more likely to prepay in a falling rate environment. Conversely, depositors who are receiving fixed rates may be more likely to withdraw funds before maturity in a rising rate environment and less likely to do so in a falling rate environment. Management monitors

94

rates and maturities of assets and liabilities and attempts to minimize interest rate risk by adjusting terms of new loans and deposits and by investing in securities with terms that mitigate the Company's overall interest rate risk.

The following tables present estimated fair values and related carrying amounts of the Company's financial instruments as of the dates stated.

(Dollars in thousands)	December 31, 2022				
	Carrying Value	Fair Value	Fair Value Measurements		
			Level 1	Level 2	Level 3
Financial Assets					
Cash and due from banks	\$ 77,274	\$ 77,274	\$ 77,274	\$ —	\$ —
Federal funds sold	1,426	1,426	1,426	—	—
Securities available for sale	354,341	354,341	—	342,435	11,906
Restricted equity investments	21,257	21,257	—	21,257	—
Other equity investments	23,776	23,776	—	23,776	—

Other investments	24,672	24,672	—	—	24,672
PPP loans receivable, net	11,967	11,967	—	—	11,967
Loans held for investment, net	2,376,153	2,321,042	—	—	2,321,042
Accrued interest receivable	12,393	12,393	—	12,393	—
Bank owned life insurance	47,245	47,245	—	47,245	—
MSR assets	28,991	28,991	—	—	28,991
Financial Liabilities					
Noninterest-bearing deposits	\$ 640,101	\$ 640,101	\$ 640,101	\$ —	\$ —
Interest-bearing demand and money market deposits	1,318,799	1,318,799	—	1,318,799	—
Savings deposits	151,646	151,646	—	151,646	—
Time deposits	391,961	352,294	—	—	352,294
FHLB borrowings	311,700	311,700	—	311,700	—
FRB borrowings	51	51	—	51	—
Subordinated notes, net	39,920	37,689	—	—	37,689

90

	December 31, 2023					
			Fair Value Measurements			
(Dollars in thousands)	Carrying Value	Fair Value	Level 1	Level 2	Level 3	
Financial Assets						
Cash and due from banks	\$ 110,491	\$ 110,491	\$ 110,491	\$ —	\$ —	
Restricted cash	10,660	10,660	10,660	—	—	
Federal funds sold	4,451	4,451	4,451	—	—	
Securities available for sale	321,081	321,081	—	320,331	750	
Restricted equity investments	18,621	18,621	—	18,621	—	
Other equity investments	12,905	12,905	—	12,905	—	
Other investments	29,467	29,467	—	—	29,467	
PPP loans receivable, net	2,386	2,386	—	—	2,386	
Loans held for investment, net	2,392,668	2,313,727	—	—	2,313,727	
Accrued interest receivable	14,967	14,967	—	14,967	—	
Bank owned life insurance	48,453	48,453	—	48,453	—	
MSR assets	27,114	27,114	—	—	27,114	
Financial Liabilities						
Noninterest-bearing deposits	\$ 506,248	\$ 506,248	\$ 506,248	\$ —	\$ —	
Interest-bearing demand and money market deposits	1,049,536	1,049,536	—	1,049,536	—	
Savings deposits	117,923	117,923	—	117,923	—	
Time deposits	892,325	892,439	—	—	892,439	
FHLB borrowings	210,000	211,799	—	211,799	—	
FRB borrowings	65,000	65,000	—	65,000	—	
Subordinated notes, net	39,855	37,803	—	—	37,803	

(Dollars in thousands)	December 31, 2021					December 31, 2022				
	Carrying Value	Fair Value	Fair Value Measurements			Carrying Value	Fair Value	Fair Value Measurements		
			Level 1	Level 2	Level 3			Level 1	Level 2	Level 3

Financial Assets											
Cash and due from banks	130,548	130,548	130,548	—	—	77,274	77,274	77,274	—	—	
Federal funds sold	43,903	43,903	43,903	—	—	1,426	1,426	1,426	—	—	
Securities available for sale	373,532	373,532	3,000	351,552	18,980	354,341	354,341	—	342,435	11,906	
Restricted equity investments	8,334	8,334	—	8,334	—	21,257	21,257	—	21,257	—	
Other equity investments	14,184	14,184	—	14,184	—	23,776	23,776	—	23,776	—	
Other investments	12,681	12,681	—	—	12,681	24,672	24,672	—	—	24,672	
PPP loans receivable, net	30,406	30,406	—	—	30,406	11,967	11,967	—	—	11,967	
Loans held for investment, net	1,765,051	1,765,051	—	—	1,765,051	2,368,352	2,321,042	—	—	2,321,042	
Accrued interest receivable	9,573	9,573	—	9,573	—	11,569	11,569	—	11,569	—	
Bank owned life insurance	46,545	46,545	—	46,545	—	47,245	47,245	—	47,245	—	
MSR assets						28,991	28,991	—	—	28,991	
Financial Liabilities											
Noninterest-bearing deposits	685,801	685,801	685,801	—	—	640,101	640,101	640,101	—	—	
Interest-bearing demand and money market deposits	962,092	962,092	—	962,092	—	1,318,799	1,318,799	—	1,318,799	—	
Savings deposits	150,376	150,376	—	150,376	—	151,646	151,646	—	151,646	—	
Time deposits	499,502	503,968	—	—	503,968	391,961	352,294	—	—	352,294	
FHLB borrowings	10,111	9,943	—	9,943	—	311,700	311,700	—	311,700	—	
FRB borrowings	17,901	17,901	—	17,901	—	51	51	—	51	—	
Subordinated notes, net	39,986	41,388	—	—	41,388	39,920	37,689	—	—	37,689	

Note 14. Minimum Regulatory Capital Requirements

Banks and bank holding companies are subject to various regulatory capital requirements administered by the federal banking agencies. Failure to meet minimum capital requirements can initiate certain mandatory, possibly additional discretionary actions by regulators that, if undertaken, could have a direct material effect on the Company's financial statements. Under capital adequacy guidelines and the regulatory framework for prompt corrective action, financial institutions must meet specific capital guidelines that involve quantitative measures of assets, liabilities, and certain off-balance-sheet items as calculated under regulatory accounting practices. A financial institution's capital amounts and classification are also subject to qualitative judgments by the regulators about components, risk weightings, and other factors.

Under Pursuant to the final rules implementing the Basel Committee on Banking Supervision's capital guidelines for U.S. banks (the "Basel III Capital Rules, rules"), banks must hold a capital conservation buffer above the adequately capitalized risk-based capital ratios of 2.50% for all ratios, except the tier 1 leverage ratio. If a banking organization dips into its capital conservation buffer, it is subject to limitations on certain activities, including payment of dividends, share repurchases, and discretionary compensation to certain officers. Management believes as Federal and state banking regulations place certain restrictions on dividends paid by the Company. The total amount of December 31, 2022 and 2021, dividends that may be paid at any date is generally limited to retained earnings of the Bank met all capital adequacy requirements to which it is subject.

Company.

Prompt corrective action regulations provide five classifications: well capitalized, adequately capitalized, undercapitalized, significantly undercapitalized, and critically undercapitalized; although, these terms are not used to represent overall financial condition. If undercapitalized, capital distributions are limited, as is asset growth and expansion, and capital restoration plans are required. At As of December 31, 2023 and December 31, 2022, the most recent regulatory reporting categorized Bank exceeded the thresholds to be considered well capitalized; however, the Bank's total risk based capital dropped below the capital conservation buffer as of December 31, 2023, subjecting the Bank to limitations on certain activities as previously noted.

In addition to the foregoing capital requirements, the Bank is subject to individual minimum capital ratios ("IMCRs") that are higher than those required for capital adequacy purposes, and under which the Bank is required to maintain a leverage ratio of 10.00% and a total capital ratio of 13.00%. As of December 31, 2023, the Bank did not meet these IMCRs. Until such levels are met and the Consent Order has been lifted, the Bank is deemed to be less than well capitalized, under the regulatory framework. There are no conditions or events since that notification that management believes have changed the institution's category, thus adequately capitalized.

Federal and state banking regulations place certain restrictions on dividends paid by the Company. The total amount of dividends that may be paid at any date is generally limited to retained earnings of the Company. Pursuant to the EGRRCPA, Economic Growth, Regulatory Relief and Consumer Protection Act of 2018, regulators have provided for an optional, simplified measure of capital adequacy, the community bank leverage ratio ("CBLR") framework, for qualifying community bank organizations. Banks that qualify may opt in to the CBLR framework beginning January 1, 2020 or any time thereafter. The CBLR framework eliminates the four required capital ratios disclosed below and requires the disclosure of a single leverage ratio, with a minimum requirement of 9.00%. The Company has not opted into the CBLR framework.

91

As previously noted, the Company will adopt adopted CECL effective January 1, 2023. Federal and state banking regulations allow financial institutions to irrevocably elect to phase-in the after-tax cumulative effect adjustment to retained earnings ("Day 1 CECL adjustment") over a three-year period. The three-year phase-in of the Day 1 CECL adjustment Transitional Amount to regulatory capital was 25% in 2023, and will be 25%, 50%, and 25% in 2023, 2024 and 2025, respectively. The Bank plans to make made this irrevocable election effective with its first quarter 2023 call report. The CECL Transitional Amount was \$8.1 million, of which \$2.0 million reduced the regulatory capital amounts and capital ratios as of December 31, 2023.

The following tables present the capital and capital ratios for to which the Bank is subject and the amounts and ratios to be adequately and well capitalized as of the periods dates stated. Adequately capitalized ratios include the

96

conservation buffer. buffer, if applicable. Also presented are the IMCRs and the related capital amounts for both the leverage ratio and the total capital ratio as of December 31, 2023.

	December 31, 2022						December 31, 2023							
	For Capital Adequacy Purposes						For Capital Adequacy Purposes							
	Actual		To Be Well Capitalized				Actual		To Be Well Capitalized		Individual Minimum Capital Ratios			
	Amount	Ratio	Amount	Ratio	Amount	Ratio	Amount	Ratio	Amount	Ratio	Amount	Ratio	Amount	Ratio
	nt	o	Amount	Ratio	nt	o	Amount	Ratio	Amount	Ratio	Amount	Ratio	Amount	Ratio
(Dollars in thousands)														
Total risk based capital														
(To risk-weighted assets)														
Blue Ridge Bank, N.A.	303,111	11.1%	286,161	10.5%	272,053	10.0%								
	\$ 876	5%	\$ 61	0%	\$ 535	0%	\$ 270,293	10.25%	\$ 276,842	10.50%	\$ 263,659	10.00%	\$ 342,757	13.00%
Tier 1 capital														
(To risk-weighted assets)														
Blue Ridge Bank, N.A.	279,125	10.2%	231,470	8.50%	217,854	8.00%								
	\$ 125	5%	\$ 70	8.50%	\$ 854	00%	\$ 239,775	9.09%	\$ 224,111	8.50%	\$ 210,928	8.00%	n/a	n/a
Common equity tier 1 capital														
(To risk-weighted assets)														
Blue Ridge Bank, N.A.	279,125	10.2%	190,622	7.00%	177,006	6.50%								
	\$ 125	5%	\$ 22	7.00%	\$ 006	50%	\$ 239,775	9.09%	\$ 184,562	7.00%	\$ 171,379	6.50%	n/a	n/a
Tier 1 leverage														
(To average assets)														
Blue Ridge Bank, N.A.	279,125	9.25%	120,703	4.00%	150,878	5.00%								
	\$ 125	25%	\$ 03	4.00%	\$ 878	00%	\$ 239,775	7.49%	\$ 128,001	4.00%	\$ 160,001	5.00%	\$ 320,003	10.00%

	December 31, 2021						December 31, 2022					
	For Capital Adequacy Purposes						For Capital Adequacy Purposes					
	Actual		To Be Well Capitalized				Actual		To Be Well Capitalized			
	Amount	Ratio	Amount	Ratio	Amount	Ratio	Amount	Ratio	Amount	Ratio	Amount	Ratio
	nt	o	Amount	Ratio	nt	o	Amount	Ratio	Amount	Ratio	Amount	Ratio
(Dollars in thousands)												
Total risk based capital												

(To risk-weighted assets)												
Blue Ridge Bank, N.A.	273,97	13.1	219,300	10.50%	208,94	10.00%	\$ 301,097	10.93%	\$ 289,246	10.50%	\$ 275,473	10.00%
Tier 1 capital												
(To risk-weighted assets)												
Blue Ridge Bank, N.A.	260,89	12.4	177,604	8.50%	167,15	8.00%	\$ 268,545	9.75%	\$ 234,152	8.50%	\$ 220,379	8.00%
Common equity tier 1 capital												
(To risk-weighted assets)												
Blue Ridge Bank, N.A.	260,89	12.4	146,262	7.00%	135,81	6.50%	\$ 268,545	9.75%	\$ 192,831	7.00%	\$ 179,058	6.50%
Tier 1 leverage												
(To average assets)												
Blue Ridge Bank, N.A.	260,89	10.0	103,883	4.00%	129,85	5.00%	\$ 268,545	8.90%	\$ 120,644	4.00%	\$ 150,805	5.00%

92.97

Note 15. Related Party Transactions

During the years ended **December 31, 2022**, **December 31, 2023** and **2021**, **2022**, officers, directors, and principal shareholders and their related interests (related parties) were customers of and had transactions with the Bank. These transactions were made in the ordinary course of business, on substantially the same terms, including interest rates and collateral, as those prevailing at the time for comparable loans with persons not deemed related parties to the Bank and did not involve more than the normal risk of collectability or present other unfavorable features. The following table presents loan transactions with such related parties as of and for the periods stated.

(Dollars in thousands)	December 31,		December 31,	
	2022	2021	2023	2022
Total loans, beginning of period	\$ 7,737	\$ 13,957	\$ 8,118	\$ 7,737

Advances	4,703	6,699	5,505	4,703
Curtailments	(4,322)	(12,919)	(7,044)	(4,322)
Total loans, end of period	\$ 8,118	\$ 7,737	\$ 6,579	\$ 8,118

The Bank held related party deposits of approximately \$11.6 14.4 million and \$13.2 11.6 million as of December 31, 2022 December 31, 2023 and 2021, 2022, respectively.

Note 16. Earnings Per Share

The following table shows the calculation of basic and diluted EPS and the weighted average number of shares outstanding used in computing EPS and the effect on the weighted average number of shares outstanding of dilutive potential common stock for the periods stated. Basic EPS amounts are computed by dividing net income (the numerator) by the weighted average number of common shares outstanding (the denominator). Diluted EPS amounts assume the conversion, exercise, or issuance of all potential common stock instruments, unless the effect would be to reduce the loss or increase earnings per common share. Potential dilutive common stock instruments include exercisable stock options and PSAs. For the twelve months years ended December 31, 2022 December 31, 2023, 2021, all outstanding stock options and 2020, PSAs of the Company's common stock were considered anti-dilutive and excluded from the computation of diluted EPS, due to the net loss in the period. For the years ended December 31, 2022 and 2021, no stock options or PSAs for shares of the Company's common stock were considered anti-dilutive. Weighted average common shares outstanding, basic and dilutive, for all periods presented are presented on a post Stock post-Stock Split basis. The Company had 13,134, and 9,898, and zero dilutive weighted average common shares outstanding for the years ended December 31, 2022, and 2021, and 2020 respectively, which were attributable to exercisable stock options and time-based RSAs, PSAs.

	For the years ended December 31,		
	2022	2021	2020
(Dollars in thousands, except per share data)			
Weighted average common shares outstanding, basic	18,811,484	17,840,675	8,535,606
Effect of dilutive securities	13,134	9,898	—
Weighted average common shares outstanding, dilutive	18,824,618	17,850,573	8,535,606
Net income:			
Net income from continuing operations	\$ 27,577	\$ 52,624	\$ 17,837
Net income (loss) from discontinued operations	337	(144)	(140)
Net income from discontinued operations attributable to noncontrolling interest	(1)	(3)	(1)
Net income attributable to Blue Ridge Bankshares, Inc.	\$ 27,913	\$ 52,477	\$ 17,696
Basic earnings per share:			
Earnings per share from continuing operations	\$ 1.46	\$ 2.95	\$ 2.07
Earnings (loss) per share from discontinued operations	0.02	(0.01)	(0.02)
Earnings per share attributable to Blue Ridge Bankshares, Inc.	\$ 1.48	\$ 2.94	\$ 2.05
Diluted earnings per share:			
Earnings per share from continuing operations	\$ 1.46	\$ 2.95	\$ 2.07
Earnings (loss) per share from discontinued operations	0.02	(0.01)	(0.02)
Earnings per share attributable to Blue Ridge Bankshares, Inc.	\$ 1.48	\$ 2.94	\$ 2.05

	For the years ended December 31,		
	2023	2022	2021
(Dollars in thousands, except per share data)			
Weighted average common shares outstanding, basic	18,939,471	18,811,484	17,840,675

Effect of dilutive securities	—	13,134	9,898
Weighted average common shares outstanding, dilutive	18,939,471	18,824,618	17,850,573
Net (loss) income:			
Net (loss) income from continuing operations	\$ (51,773)	\$ 16,997	\$ 52,624
Net income (loss) from discontinued operations	—	337	(144)
Net income from discontinued operations attributable to noncontrolling interest	—	(1)	(3)
Net (loss) income attributable to Blue Ridge Bankshares, Inc.	\$ (51,773)	\$ 17,333	\$ 52,477
Basic and diluted (loss) earnings per share:			
(Loss) earnings per share from continuing operations	\$ (2.73)	\$ 0.90	\$ 2.95
(Loss) earnings per share from discontinued operations	—	0.02	(0.01)
(Loss) earnings per share attributable to Blue Ridge Bankshares, Inc.	\$ (2.73)	\$ 0.92	\$ 2.94

Note 17. Income Taxes

The following table presents the differences between the provision for income taxes at the federal statutory rate and the amounts computed as reported for the periods stated.

(Dollars in thousands)	For the years ended December 31,							For the years ended December 31,						
	2022		2021		2020			2023		2022		2021		
Income tax at federal statutory rate	7,6	1.	14,	1.	4,7	1.		21.0 %		21.0 %		21.0 %		
	\$ 12	0	\$ 317	0	\$ 25	0	\$ (12,358)		\$ 4,750		\$ 14,317			
Increase (decrease) resulting from:														
State income taxes, net of federal tax effect	62	1. %	1,4	2. %	0. %			(0.1 %)		1.7 %		2.2 %		
	5	7	99	2	34	2	72		388		1,499			
Tax-exempt interest income	(1	(0 %)	(10	(0 %)	(2	(0 %)		0.1 %		(0.5 %)		(0.2 %)		
	21)	.3	5)	.2	0)	.1	(50)		(121)		(105)			
Income from life insurance	(2	(0 %)	(19	(0 %)	(8	(0 %)		0.4 %		(1.3 %)		(0.3 %)		
	83)	.8	6)	.3	2)	.4	(251)		(283)		(196)			
Impairment of goodwill							5,348	(9.1 %)	—	—	—	—		
Merger-related expenses	—	—	250	4 %	4	8 %	—	—	—	—	250	0.4 %		
Other permanent differences	50	1. %)	(0 %)	(3)	(0 %)		(0.3 %)		2.4 %		(0.1 %)		
	0	4	(64	.1	1	.1	168		554		(64)			

Provision for income taxes	2	2	2			
	8,3	3.	15,	3.	4,8	1.
	\$ 33	0%	\$ 701	0%	\$ 00	4%
(Benefit) provision for income taxes	\$ (7,071) 12.0% \$ 5,288 23.3% \$ 15,701 23.0%					

The following table presents the significant components of the provision for income taxes as of for the dates periods stated.

(Dollars in thousands)	For the years ended December 31,			For the years ended December 31,		
	2022	2021	2020	2023	2022	2021
Current tax provision						
Current tax provision (benefit)						
Federal	\$ 4,762	\$ 12,832	\$ 6,437	\$ 165	\$ 4,762	\$ 12,832
State	546	946	43	(181)	546	946
Total current tax provision	5,308	13,778	6,480			
Total current tax (benefit) provision				(16)	5,308	13,778
Deferred tax provision (benefit)						
Federal	3,046	971	(1,680)	(7,048)	185	971
State	(21)	952	—	(7)	(205)	952
Total deferred tax provision (benefit)	3,025	1,923	(1,680)			
Provision for income taxes	\$ 8,333	\$ 15,701	\$ 4,800			
Total deferred tax (benefit) provision				(7,055)	(20)	1,923
(Benefit) provision for income taxes				\$ (7,071)	\$ 5,288	\$ 15,701

Deferred income taxes reflect the net tax effects of temporary differences between the carrying amounts of assets and liabilities for financial reporting purposes and the amounts used for income tax purposes. The following table presents significant components of deferred tax assets and liabilities as of the dates stated.

(Dollars in thousands)	December 31,	
	2022	2021
Deferred tax assets relating to:		
Allowance for loan losses	\$ 5,126	\$ 2,470
Compensation differences	1,340	1,221
Reserve for loan sale buy backs	640	227
Acquisition accounting adjustments	1,522	3,463
Loan origination costs	160	67
Pass-through entities	114	487
Unrealized losses on securities available for sale	13,149	1,092
Other	555	872
Total deferred tax assets	22,606	9,899
Deferred tax liabilities relating to:		
Premises and equipment, net	(2,191)	(2,885)
Core deposit and customer-based intangible assets	(1,179)	(1,549)
Mortgage servicing rights	(6,478)	(3,711)
Unrealized gains on other investments	(3,491)	(1,536)
Other	(85)	(68)

Total deferred tax liabilities	(13,424)	(9,749)
Deferred tax asset, net	\$ 9,182	\$ 150
	December 31,	
	2023	2022
(Dollars in thousands)		
Deferred tax assets relating to:		
Allowance for credit losses	\$ 7,857	\$ 6,869
Compensation differences	1,349	1,340
Reserve for unfunded loan commitments and sold loan buy backs	904	640
Acquisition accounting adjustments	862	1,522
Net operating loss	5,161	—
Pass-through entities	624	114
Unrealized losses on securities available for sale	12,822	13,149
Other	5,061	2,017
Total deferred tax assets	34,640	25,651
Deferred tax liabilities relating to:		
Premises and equipment, net	(2,102)	(2,191)
Core deposit and customer-based intangible assets	(807)	(1,179)
Mortgage servicing rights	(5,935)	(6,478)
Unrealized gains on other investments	(2,224)	(3,491)
Other	(2,016)	(85)
Total deferred tax liabilities	(13,084)	(13,424)
Deferred tax asset, net	\$ 21,556	\$ 12,227

94 99

Deferred income tax assets and liabilities are measured at the enacted tax rate for the period in which they are expected to reverse; therefore, as of December 31, 2022 December 31, 2023, they have been measured using the federal income tax rate enacted for subsequent years of 21% and applicable state income tax rates.

As of December 31, 2022 and 2021, the Company had no net operating losses to be carried forward and applied against future taxable income. The Company's policy is to report interest and penalties, if any, related to uncertain tax positions in income tax expense in the consolidated statements of income. With few exceptions, the Company is no longer subject to U.S. federal, state and local, or non-U.S. income tax examinations by tax authorities for years before 2018. As of December 31, 2022 and 2021, the Company has no uncertain tax positions.

The Company's deferred tax asset was \$22.6 34.6 million and \$9.9 25.7 million at December 31, 2022 December 31, 2023 and 2021, 2022, respectively. As of December 31, 2022 December 31, 2023, management concluded that the Company's deferred tax assets were fully realizable, and accordingly, no valuation allowance was recorded. The Company will continue to monitor deferred tax assets to evaluate whether it will be able to realize the full benefit of the deferred tax asset or whether there is need for a valuation allowance. Significant negative trends in asset credit quality, losses from operations, or other factors could impact the realization of the deferred tax asset in the future.

At December 31, 2023, the Company had an estimated federal net operating loss of approximately \$24.4 million, which originated in the year ended December 31, 2023 and can be carried forward indefinitely. As of December 31, 2023 and 2022, the Company had no uncertain tax positions.

Note 18. Business Segments

The Company has Company's three reportable business segments consisting consist of commercial banking, mortgage banking, and holding company activities. The commercial banking business segment makes loans to and generates deposits from individuals and businesses, while offering a wide array of general financial services to its customers. It is distinct from the Company's mortgage banking division, which concentrates on individual and wholesale mortgage lending and sales activities. Activities at the holding company (or parent level) are primarily associated with investments, borrowings, and certain noninterest expenses.

The following tables present statement of operations items and assets by segment as of the dates and periods stated.

	For the year ended December 31, 2022				
	Commercial Banking	Mortgage Banking	Parent Only	Eliminations	Blue Ridge Bankshares, Inc. Consolidated
(Dollars in thousands)					
NET INTEREST INCOME					
Interest income	\$ 125,582	\$ 1,455	\$ 439	\$ —	\$ 127,476
Interest expense	14,122	419	2,544	—	17,085
Net interest income	111,460	1,036	(2,105)	—	110,391
Provision for loan losses	17,886	—	—	—	17,886
Net interest income after provision for loan losses	93,574	1,036	(2,105)	—	92,505
NONINTEREST INCOME					
Residential mortgage banking income, net	—	12,609	—	—	12,609
Mortgage servicing rights	147	7,891	—	—	8,038
Gain on sale of guaranteed government loans	4,734	—	—	—	4,734
Service charges on deposit accounts	1,289	—	—	—	1,289
Increase in cash surrender value of bank owned life insurance	1,348	—	—	—	1,348
Other income	11,193	17	9,453	(589)	20,074
Total noninterest income	18,711	20,517	9,453	(589)	48,092
NONINTEREST EXPENSE					
Salaries and employee benefits	40,012	15,994	—	—	56,006
Other operating expenses	42,571	4,875	1,913	(589)	48,770
Total noninterest expense	82,583	20,869	1,913	(589)	104,776
Income from continuing operations before income tax expense	29,702	684	5,435	—	35,821
Income tax expense	6,885	152	1,207	—	8,244
Net income from continuing operations	\$ 22,817	\$ 532	\$ 4,228	\$ —	\$ 27,577
Discontinued Operations					

Income from discontinued operations before income taxes (including gain on disposal of \$471 thousand)	426	—	—	—	426
Income tax expense	89	—	—	—	89
Net income from discontinued operations	337	—	—	—	337
Net income	\$ 23,154	\$ 532	\$ 4,228	\$ —	\$ 27,914
Net income from discontinued operations attributable to noncontrolling interest	(1)	—	—	—	(1)
Net income attributable to Blue Ridge Bankshares, Inc.	\$ 23,153	\$ 532	\$ 4,228	\$ —	\$ 27,913
Total assets as of December 31, 2022	\$ 3,069,861	\$ 40,840	\$ 300,440	\$ (270,096)	\$ 3,141,045

	For the year ended December 31, 2023				
					Blue Ridge Bankshares, Inc.
	Commercial Banking	Mortgage Banking	Parent Only	Eliminations	Consolidated
<i>(Dollars in thousands)</i>					
NET INTEREST INCOME					
Interest income	\$ 167,340	\$ 1,641	\$ 14	\$ —	\$ 168,995
Interest expense	72,952	793	2,209	—	75,954
Net interest income	94,388	848	(2,195)	—	93,041
Provision for credit losses	22,323	—	—	—	22,323
Net interest income after provision for credit losses	72,065	848	(2,195)	—	70,718
NONINTEREST INCOME					
Residential mortgage banking income, including MSRs	993	9,007	—	—	10,000
Gain on sale of guaranteed government loans	5,704	—	—	—	5,704
Service charges on deposit accounts	1,423	—	—	—	1,423
Increase in cash surrender value of bank owned life insurance	1,195	—	—	—	1,195
Other income	12,310	—	(1,695)	(396)	10,219
Total noninterest income	21,625	9,007	(1,695)	(396)	28,541
NONINTEREST EXPENSE					
Salaries and employee benefits	49,860	8,298	—	—	58,158
Regulatory remediation	10,459	—	—	—	10,459
Goodwill impairment	26,826	—	—	—	26,826
ESOP litigation	—	—	6,000	—	6,000
Other expenses	48,398	5,225	3,433	(396)	56,660
Total noninterest expense	135,543	13,523	9,433	(396)	158,103
Loss from continuing operations before income tax	(41,853)	(3,668)	(13,323)	—	(58,844)
Income tax benefit	(3,571)	(877)	(2,623)	—	(7,071)
Net loss	\$ (38,282)	\$ (2,791)	\$ (10,700)	\$ —	\$ (51,773)
Total assets as of December 31, 2023	\$ 3,053,453	\$ 39,010	\$ 233,506	\$ (208,415)	\$ 3,117,554

For the year ended December 31, 2022					
	Commercial	Mortgage			Blue Ridge Bankshares, Inc.
(Dollars in thousands)	Banking	Banking	Parent Only	Eliminations	Consolidated
NET INTEREST INCOME					
Interest income	\$ 119,758	\$ 1,455	\$ 439	\$ —	\$ 121,652
Interest expense	14,122	419	2,544	—	17,085
Net interest income	105,636	1,036	(2,105)	—	104,567
Provision for credit losses	25,687	—	—	—	25,687
Net interest income after provision for credit losses	79,949	1,036	(2,105)	—	78,880
NONINTEREST INCOME					
Residential mortgage banking income, including MSRs	147	20,500	—	—	20,647
Gain on sale of guaranteed government loans	4,734	—	—	—	4,734
Service charges on deposit accounts	1,289	—	—	—	1,289
Increase in cash surrender value of bank owned life insurance	1,348	—	—	—	1,348
Other income	11,193	17	9,453	(589)	20,074
Total noninterest income	18,711	20,517	9,453	(589)	48,092
NONINTEREST EXPENSE					
Salaries and employee benefits	40,012	15,994	—	—	56,006
Regulatory remediation	7,442	—	—	—	7,442
Merger-related	—	—	50	—	50
Other expenses	35,129	4,875	1,863	(589)	41,278
Total noninterest expense	82,583	20,869	1,913	(589)	104,776
Income from continuing operations before income tax expense	16,077	684	5,435	—	22,196
Income tax expense	3,840	152	1,207	—	5,199
Net income from continuing operations	\$ 12,237	\$ 532	\$ 4,228	\$ —	\$ 16,997
Discontinued Operations					
Income from discontinued operations before income taxes (including gain on disposal of \$471 thousand)	426	—	—	—	426
Income tax expense	89	—	—	—	89
Net income from discontinued operations	337	—	—	—	337
Net income	\$ 12,574	\$ 532	\$ 4,228	\$ —	\$ 17,334
Net income from discontinued operations attributable to noncontrolling interest	(1)	—	—	—	(1)
Net income attributable to Blue Ridge Bankshares, Inc.	\$ 12,573	\$ 532	\$ 4,228	\$ —	\$ 17,333
Total assets as of December 31, 2022	\$ 3,059,282	\$ 40,840	\$ 289,860	\$ (259,517)	\$ 3,130,465

For the year ended December 31, 2021

					Blue Ridge Bankshares, Inc.
	Commercial Banking	Mortgage Banking	Parent Only	Eliminations	Consolidated
(Dollars in thousands)					
NET INTEREST INCOME					
Interest income	\$ 99,810	\$ 3,596	\$ 140	\$ —	\$ 103,546
Interest expense	8,181	257	2,627	—	11,065
Net interest income	91,629	3,339	(2,487)	—	92,481
Provision for credit losses	117	—	—	—	117
Net interest income after provision for credit losses	91,512	3,339	(2,487)	—	92,364
NONINTEREST INCOME					
Gain on sale of Paycheck Protection Program loans	24,315	—	—	—	24,315
Residential mortgage banking income, including MSRs	—	37,022	—	—	37,022
Gain on sale of guaranteed government loans	2,005	—	—	—	2,005
Service charges on deposit accounts	1,464	—	—	—	1,464
Increase in cash surrender value of bank owned life insurance	932	—	—	—	932
Other income	13,733	194	7,505	(182)	21,250
Total noninterest income	42,449	37,216	7,505	(182)	86,988
NONINTEREST EXPENSE					
Salaries and employee benefits	35,320	26,161	—	—	61,481
Merger-related	9,226	—	2,642	—	11,868
Other expenses	28,375	8,428	1,018	(182)	37,639
Total noninterest expense	72,921	34,589	3,660	(182)	110,988
Income from continuing operations before income tax expense	61,040	5,966	1,358	—	68,364
Income tax expense	13,978	1,253	509	—	15,740
Net income from continuing operations	\$ 47,062	\$ 4,713	\$ 849	\$ —	\$ 52,624
Discontinued Operations					
Loss from discontinued operations before income taxes	(183)	—	—	—	(183)
Income tax benefit	(39)	—	—	—	(39)
Net loss from discontinued operations	(144)	—	—	—	(144)
Net income	\$ 46,918	\$ 4,713	\$ 849	\$ —	\$ 52,480
Net income from discontinued operations attributable to noncontrolling interest	(3)	—	—	—	(3)
Net income attributable to Blue Ridge Bankshares, Inc.	\$ 46,915	\$ 4,713	\$ 849	\$ —	\$ 52,477
Total assets as of December 31, 2021	\$ 2,498,916	\$ 142,537	\$ 319,685	\$ (295,999)	\$ 2,665,139

(Dollars in thousands)	Commercial Banking	Mortgage Banking	Parent Only	Eliminations	Blue Ridge Bankshares, Inc. Consolidated
NET INTEREST INCOME					
Interest income	\$ 99,810	\$ 3,596	\$ 140	\$ —	\$ 103,546
Interest expense	8,181	257	2,627	—	11,065
Net interest income	91,629	3,339	(2,487)	—	92,481
Provision for loan losses	117	—	—	—	117
Net interest income after provision for loan losses	91,512	3,339	(2,487)	—	92,364
NONINTEREST INCOME					
Gain on sale of Paycheck Protection Program loans	24,315	—	—	—	24,315
Residential mortgage banking income, net	—	28,624	—	—	28,624
Mortgage servicing rights	—	8,398	—	—	8,398
Gain on sale of guaranteed government loans	2,005	—	—	—	2,005
Service charges on deposit accounts	1,464	—	—	—	1,464
Increase in cash surrender value of bank owned life insurance	932	—	—	—	932
Other income	13,733	194	7,505	(182)	21,250
Total noninterest income	42,449	37,216	7,505	(182)	86,988
NONINTEREST EXPENSE					
Salaries and employee benefits	35,320	26,161	—	—	61,481
Other operating expenses	37,601	8,428	3,660	(182)	49,507
Total noninterest expense	72,921	34,589	3,660	(182)	110,988
Income from continuing operations before income tax expense	61,040	5,966	1,358	—	68,364
Income tax expense	13,978	1,253	509	—	15,740
Net income from continuing operations	\$ 47,062	\$ 4,713	\$ 849	\$ —	\$ 52,624
Discontinued Operations					
Loss from discontinued operations before income taxes	(183)	—	—	—	(183)
Income tax benefit	(39)	—	—	—	(39)
Net loss from discontinued operations	(144)	—	—	—	(144)
Net income	\$ 46,918	\$ 4,713	\$ 849	\$ —	\$ 52,480
Net income from discontinued operations attributable to noncontrolling interest	(3)	—	—	—	(3)
Net income attributable to Blue Ridge Bankshares, Inc.	\$ 46,915	\$ 4,713	\$ 849	\$ —	\$ 52,477
Total assets as of December 31, 2021	\$ 2,498,916	\$ 142,537	\$ 319,685	\$ (295,999)	\$ 2,665,139

	For the year ended December 31, 2020				
	Commercial Banking	Mortgage Banking	Parent Only	Eliminations	Blue Ridge Bankshares, Inc. Consolidated
(Dollars in thousands)					
NET INTEREST INCOME					
Interest income	\$ 51,020	\$ 3,314	\$ 126	\$ —	\$ 54,460
Interest expense	8,331	354	1,265	—	9,950

Net interest income	42,689	2,960	(1,139)	—	44,510
Provision for loan losses	10,450	—	—	—	10,450
Net interest income after provision for loan losses	32,239	2,960	(1,139)	—	34,060
NONINTEREST INCOME					
Residential mortgage banking income, net	—	44,460	—	—	44,460
Mortgage servicing rights	—	7,084	—	—	7,084
Gain on sale of guaranteed government loans	880	—	—	—	880
Service charges on deposit accounts	905	—	—	—	905
Increase in cash surrender value of bank owned life insurance	390	—	—	—	390
Other income	2,165	—	—	(34)	2,131
Total noninterest income	4,340	51,544	—	(34)	55,850
NONINTEREST EXPENSE					
Salaries and employee benefits	13,773	31,201	—	—	44,974
Other operating expenses	11,867	8,075	2,354	(34)	22,262
Total noninterest expense	25,640	39,276	2,354	(34)	67,236
Income from continuing operations before income tax expense	10,939	15,228	(3,493)	—	22,674
Income tax expense	2,199	3,337	(699)	—	4,837
Net income from continuing operations	\$ 8,740	\$ 11,891	\$ (2,794)	\$ —	\$ 17,837
Discontinued Operations					
Loss from discontinued operations before income taxes	(177)	—	—	—	(177)
Income tax benefit	(37)	—	—	—	(37)
Net loss from discontinued operations	(140)	—	—	—	(140)
Net income	\$ 8,600	\$ 11,891	\$ (2,794)	\$ —	\$ 17,697
Net income from discontinued operations attributable to noncontrolling interest	(1)	—	—	—	(1)
Net income attributable to Blue Ridge Bankshares, Inc.	\$ 8,599	\$ 11,891	\$ (2,794)	\$ —	\$ 17,696
Total assets as of December 31, 2020	\$ 1,312,095	\$ 177,074	\$ 133,041	\$ (123,952)	\$ 1,498,258

Note 19. Parent Company Only Financial Statements

The following tables present the condensed financial statements of Blue Ridge Bankshares, Inc. (parent company only) as of the dates and for the periods presented.

PARENT COMPANY ONLY CONDENSED BALANCE SHEETS

98

(Dollars in thousands)	As of December 31,	
	2023	2022
ASSETS		
Cash and due from banks	\$ 7,025	\$ 2,432
Investment in subsidiaries	201,403	256,543
Other equity investments	12,740	23,590
Other investments	8,706	7,161
Income tax receivable	2,200	2,747
Other assets	1,432	583
Total assets	\$ 233,506	\$ 293,056
LIABILITIES & STOCKHOLDERS' EQUITY		

Accrued expenses	\$	7,294	\$	3,971
Accrued interest payable		368		372
Subordinated notes, net		39,855		39,920
Total liabilities		47,517		44,263
Stockholders' equity		185,989		248,793
Total liabilities and stockholders' equity	\$	233,506	\$	293,056

(Dollars in thousands)	As of December 31,	
	2022	2021
ASSETS		
Cash and due from banks	\$ 2,432	\$ 3,156
Investment in subsidiaries	267,123	291,525
Securities available for sale, at fair value	—	2,073
Other equity investments	23,590	14,184
Other investments	7,161	4,532
Accrued interest receivable	—	24
Income tax receivable	2,747	906
Other assets	583	2,221
Total assets	\$ 303,636	\$ 318,621
LIABILITIES & STOCKHOLDERS' EQUITY		
Accrued expenses	\$ 3,971	\$ 1,126
Accrued interest payable	372	370
Subordinated notes, net	39,920	39,986
Total liabilities	44,263	41,482
Stockholders' equity	259,373	277,139
Total liabilities and stockholders' equity	\$ 303,636	\$ 318,621

PARENT COMPANY ONLY CONDENSED STATEMENTS OF INCOME

(Dollars in thousands)	For the years ended December 31,			For the years ended December 31,		
	2022	2021	2020	2023	2022	2021
INCOME						
Dividends from Bank subsidiary	10,0	10,0				
	\$ 00	\$ 00	\$ 800	\$ 6,000	\$ 10,000	\$ 10,000
Interest income	439	140	126	14	439	140
Fair value adjustments of other equity investments	9,30	7,31				
	6	6	—	(110)	9,306	7,316
Loss on sale of other equity investments				(1,636)	—	—
Other	147	250	—	50	147	250
Total income	19,8	17,7				
	92	06	926	4,318	19,892	17,706
EXPENSES						
Interest on subordinated notes	2,21	2,62	1,26			
	5	7	5	2,209	2,215	2,627

Professional fees	1,37					
	1	890	455			
Legal and regulatory filing				3,161	1,371	890
Merger-related		2,64	1,73			
	50	2	2	—	50	2,642
ESOP litigation				6,000	—	—
Other	821	189	165	270	821	189
Total expenses	<u>4,45</u>	<u>6,34</u>	<u>3,61</u>	<u>11,640</u>	<u>4,457</u>	<u>6,348</u>
	7	8	7			
Income before income tax expense and equity in undistributed earnings of subsidiary	15,4	11,3	(2,69			
	35	58	1)			
Income tax expense (benefit)	1,20					
	7	509	(699)			
Equity in undistributed earnings of subsidiaries	13,6	41,6	19,6			
	85	28	88			
Net income	<u>27,9</u>	<u>52,4</u>	<u>17,6</u>			
	\$ 13	\$ 77	\$ 96			
(Loss) income before income tax expense and equity in undistributed earnings of subsidiary				(7,322)	15,435	11,358
Income tax (benefit) expense				(2,623)	1,207	509
Equity in undistributed (loss) earnings of subsidiaries				(47,074)	3,106	41,628
Net (loss) income				<u>\$ (51,773)</u>	<u>\$ 17,334</u>	<u>\$ 52,477</u>

99.104

PARENT COMPANY ONLY CONDENSED STATEMENTS OF CASH FLOWS

	For the years ended December 31,			For the years ended December 31,		
	2022	2021	2020	2023	2022	2021
(Dollars in thousands)						
Cash Flows From Operating Activities						
Net income	\$ 27,913	\$ 52,477	\$ 17,696			
Equity in undistributed earnings of subsidiaries	(13,68	(41,62				
	5)	8)	(19,688)			
Net (loss) income				\$ (51,773)	\$ 17,334	\$ 52,477
Equity in undistributed loss (earnings) of subsidiaries				47,074	(3,106)	(41,628)
Deferred income tax benefit	(698)	(1,208)	(62)	(3,830)	(698)	(1,208)
Amortization of subordinated note issuance costs	35	206	54	35	35	206
Realized loss on sale of other equity securities				1,500	—	—
Fair value adjustments of other equity investments	(9,306)	(7,316)	—	110	(9,306)	(7,316)

Increase in other assets	(180)	(2,677)	(140)	(302)	(180)	(2,677)
Increase in accrued expenses	4,247	646	528	2,622	4,247	646
Net cash provided by operating activities	8,326	500	(1,612)			
Net cash (used in) provided by operating activities				(4,564)	8,326	500
Cash Flows From Investing Activities						
Net change in securities available for sale	2,073	(2,073)	—	—	2,073	(2,073)
Proceeds from sale of other equity investments				7,754	—	—
Net change in other equity investments	(9,406)	(6,900)	—	1,486	(9,406)	(6,900)
Net change in other investments	(2,629)	(3,230)	(7,363)	(1,545)	(2,629)	(3,230)
Net cash acquired in Bay Banks Merger	—	23,214	—	—	—	23,214
Cash received from (contributed to) Bank subsidiary	10,000	10,000	(2,000)			
Cash received from Bank subsidiary				6,000	10,000	10,000
Net cash provided by investing activities	38	21,011	(9,363)	13,695	38	21,011
Cash Flows From Financing Activities						
Dividends paid on common stock	(9,175)	(7,183)	(2,436)	(4,641)	(9,175)	(7,183)
Stock option exercises and dividend reinvestment plan issuances	87	804	—	103	87	804
Redemption of subordinated notes	—	(14,150)	—	—	—	(14,150)
Issuance of subordinated notes	—	—	15,000			
Payment of subordinated notes issuance costs	—	—	(349)			
Net cash used in financing activities	(9,088)	9	12,215	(4,538)	(9,088)	(20,529)
Net (decrease) increase in cash and due from banks	(724)	982	1,240			
Net increase (decrease) in cash and due from banks				4,593	(724)	982
Cash and due from banks at beginning of period	3,156	2,174	934	2,432	3,156	2,174
Cash and due from banks at end of period	\$ 2,432	\$ 3,156	\$ 2,174	\$ 7,025	\$ 2,432	\$ 3,156
Supplemental Schedule of Cash Flow Information						
Cash paid for:						
Interest	\$ 2,213	\$ 2,388	\$ 1,190	\$ 2,213	\$ 2,213	\$ 2,388
Income taxes	\$ 1,475	\$ 10,000	\$ 2,000	\$ 6,600	\$ 1,475	\$ 10,000
Non-cash investing and financing activities:						
Unrealized gain on securities available for sale	\$ —	\$ 300	\$ —	\$ —	\$ —	\$ 300
Issuance of restricted stock awards, net of forfeitures	\$ 1,564	\$ 1,331	\$ 567	\$ 1,573	\$ 1,564	\$ 1,331

Note 20. Legal Matters

In December 2023, a purported shareholder of the Company commenced a putative class action in the U.S. District for the Eastern District of New York (No. 1:23-cv-08944) Hunter v. Blue Ridge Bankshares, Inc., et al). The complaint alleges violations of federal securities laws against the Company and certain of its current and former officers based on alleged material misstatements and omissions in the Company's filings. The complaint seeks certification of a class action, unspecified damages, and attorneys fees. The putative class plaintiff intends to file an amended complaint after the court appoints lead plaintiff and lead counsel. The Company believes the claims are without merit and no loss has been accrued for this lawsuit as of December 31, 2023.

On August 12, 2019, a former employee of Virginia Community Bankshares, Inc. ("VCB") VCB and participant in its Employee Stock Ownership Plan (the "VCB ESOP") filed a class action complaint against VCB, Virginia Community Bank, and certain individuals associated with the VCB ESOP in the U.S. District Court for the Western District of Virginia, Charlottesville Division. The complaint alleges, among other things, that the defendants breached their fiduciary duties

to VCB ESOP participants in violation of the Employee Retirement Income Security Act of 1974, as amended. The complaint alleges that the VCB ESOP incurred damages “that approach or exceed \$12 million.” The Company automatically assumed any liability of VCB in connection with this litigation as a result of its 2019 acquisition of VCB. The outcome

During the fourth quarter of this litigation is uncertain, and 2023, the Company entered into a settlement agreement with the plaintiff to resolve the VCB ESOP litigation (the “Settlement Agreement”). As provided in the Settlement Agreement, the plaintiff has agreed to release the Company, the Bank, and other individuals may file additional lawsuits related parties from all claims related to acts or omissions associated with the VCB ESOP, once the court hearing the case has granted final approval of the Settlement Agreement. Pursuant to the Settlement Agreement, the Company has agreed to make a settlement payment of \$6.0 million to a fund for the benefit of VCB ESOP participants, with \$5.95 million due after final approval of the Settlement Agreement by the court. On February 22, 2024, the court granted preliminary approval of the Settlement Agreement and a final hearing is scheduled in early June 2024, at which it is expected that the court will grant final approval of the Settlement Agreement. If the court grants final approval of the Settlement Agreement, the ongoing lawsuit will be dismissed with prejudice, and all similar claims that were or could have been brought relating to the VCB ESOP will be released and barred.

The Company entered into the Settlement Agreement to eliminate the burden and expense of further litigation and to resolve the claims that were or could have been asserted related to the VCB ESOP. The Company believes accrued \$6.0 million in the claims are without merit and no loss has been accrued for third quarter of 2023 in anticipation of this lawsuit. proposed settlement.

Note 21. Accumulated Other Comprehensive Income (Loss), net

The following tables present components of accumulated other comprehensive income (loss) for the periods stated.

	Accumulated Other Comprehensive Income (Loss), net					Transfer of Securities Held to Maturity					Pension and Post-retirement Benefit Plans		Accumulated Other Comprehensive Income (Loss), net	
(Dollars in thousands)	Securities Available For Sale	Transfer of Securities Held to Maturity to Available For Sale	Interest Rate Swaps	Pension and Post-retirement Benefit Plans	Income (Loss), net	Securities Available For Sale	to Available For Sale	Interest Rate Swaps	retirement Benefit Plans	Comprehensive Income (Loss), net				
Balance as of December 31, 2020	\$ 644	\$ 425	\$ (805)	\$ —	\$ 264	\$ 644	\$ 425	\$ (805)	\$ —	\$ 264				
Change in net unrealized holding losses on securities available for sale, net of tax benefit of \$1,279	(4,814)	—	—	—	(4,814)	(4,814)	—	—	—	(4,814)				

Reclassification for previously unrealized net losses recognized in net income, net of tax benefit of \$30	114	—	—	—	114	114	—	—	—	114
Change in net unrealized holding gains on interest rate swaps, net of tax expense of \$1,521	—	—	5,719	—	5,719	—	—	5,719	—	5,719
Reclassification for previously unrealized net gains recognized in net income, net of tax expense of \$1,307	—	—	(4,914)	—	(4,914)	—	—	(4,914)	—	(4,914)
Change in net unrealized losses on pension and post-retirement benefit plans, net of tax benefit of \$1	—	—	—	(1)	(1)	—	—	—	(1)	(1)
Balance as of December 31, 2021	(4,056)	425	—	(1)	(3,632)	(4,056)	425	—	(1)	(3,632)
Change in net unrealized holding losses on securities available for sale, net of tax benefit of \$11,936	(41,469)	—	—	—	(41,469)	(41,469)	—	—	—	(41,469)
Balance as of December 31, 2022	\$ (45,525)	\$ 425	\$ —	\$ (1)	\$ (45,101)	(45,525)	425	—	(1)	(45,101)
Change in net unrealized holding losses on securities available for sale, net of tax benefit of \$132						(460)	—	—	—	(460)
Reclassification for previously unrealized net losses recognized in net income, net of income tax benefit of \$145						504	—	—	—	504
Reclassification for previously unrealized net losses recognized in net income, net of tax benefit of \$1						—	—	—	1	1
Balance as of December 31, 2023	\$ (45,481)	\$ 425	\$ —	\$ —	\$ (45,056)	\$ (45,481)	\$ 425	\$ —	\$ —	\$ (45,056)

101 107

Note 22. Commitments and Contingencies

In the ordinary course of operations, the Company is party to legal proceedings. Based upon information currently available, management believes that such legal proceedings, in the aggregate, will not have a material adverse effect on the Company's business, financial condition, results of operations, or cash flows.

Also, in the ordinary course of operations, the Company offers various financial products to its customers to meet their credit and liquidity needs. These instruments involve elements of credit and interest rate risk in excess of the amount recognized in the consolidated balance sheets. The Company's exposure to credit loss in the event of nonperformance by the other party to the financial instruments for commitments to extend credit and stand-by letters of credit written is represented by the contractual amount of these instruments. The Company uses the same credit policies in making commitments and conditional commitments as it does for on-balance sheet commitments.

Subject to its normal credit standards and risk monitoring procedures, the Company makes contractual commitments to extend credit. Commitments generally have fixed expiration dates or other termination clauses and may require the payment of a fee. Since many of the commitments may expire without being completely drawn upon, the total commitment amounts do not necessarily represent future cash requirements. As of December 31, 2022 December 31, 2023 and December 31, 2021, 2022, the Company had outstanding loan commitments of \$719.2 480.8 million and \$475.1 719.2 million, respectively. Of these amounts, \$107.9 113.5 million and \$88.1 107.9 million were unconditionally cancellable cancelable at the sole discretion of the Company as of the same respective dates.

Conditional commitments are issued by the Company in the form of performance stand-by letters of credit, which guarantee the performance of a customer to a third party. As of December 31, 2022 and 2021, commitments under outstanding performance stand-by letters of credit totaled \$0 and \$655 thousand, respectively. Additionally, the Company issues financial stand-by letters of credit, which guarantee payment to the underlying beneficiary (i.e., third party) if the customer fails to meet its designated financial obligation. As of December 31, 2022 December 31, 2023 and 2021, 2022, commitments under outstanding financial stand-by letters of credit totaled \$29.8 12.6 million and \$4.5 28.3 million, respectively. The credit risk of issuing stand-by letters of credit can be greater than the risk involved in extending loans to customers.

Upon the adoption of ASC 326 on January 1, 2023, the Company recorded an increase in its reserve for unfunded commitments of \$3.7 million. Most of this increase was attributable to higher funding assumptions of the underlying credit commitments, based on industry data available. For the twelve months ended December 31, 2023, the Company recorded a reduction in the provision for credit losses for unfunded commitments of \$2.4 million, which was primarily attributable to lower balances of loan commitments. Reserves for unfunded commitments to borrowers as of December 31, 2022 December 31, 2023 and 2021 2022 were \$1.8 3.1 million and \$962 1.8 thousand, million, respectively, and are included in other liabilities on the consolidated balance sheets.

The Company invests in various partnerships, limited liability companies, and SBIC funds. Pursuant to these investments, the Company commits to an investment amount that may be fulfilled in future periods. At December 31, 2022 December 31, 2023, the Company had future commitments outstanding totaling \$19.0 15.3 million related to these investments.

Note 23. Subsequent Events

On January 10, 2023 March 7, 2024, the Board of Directors of Company filed a Form 8-K with the SEC disclosing that the Company declared had received sufficient votes to approve the Private Placement at a quarterly dividend special meeting of \$0.1225 per share, paid shareholders held on January 31, 2023 March 6, 2024. On March 14, 2024, the Company was notified that Kenneth R. Lehman had received notification that the relevant regulatory agency has determined it would not disapprove of his investment in the Company. The closing of the Private Placement is pending the satisfactory completion of the remaining closing conditions as outlined in the Securities Purchase Agreement.

Subsequent to shareholders December 31, 2023, the Company received cash loan payments totaling \$3.0 million from a specialty finance borrower. These cash payments were applied to the book principal balance of record the loan, which was \$32.8 million as of the close of business on January 23, 2023 December 31, 2023.

ITEM 9: CHANGES IN AND DISAGREEMENTS WITH ACCOUNTANTS ON ACCOUNTING AND FINANCIAL DISCLOSURE

None.

ITEM 9A: CONTROLS AND PROCEDURES

Evaluation of Disclosure Controls and Procedures

As The Company maintains disclosure control and procedures that are designed to provide reasonable assurance that information required to be disclosed in the Company's reports that it files or submits under the Exchange Act is recorded, processed, summarized, and reported, within the time periods specified by the SEC's rules and forms, and that such information is accumulated and communicated to management of December 31, 2022, the Company, under the supervision and with the participation of the Company's management, including the Company's Chief Executive Officer and Chief Financial Officer, completed an evaluation of the effectiveness of the design and operation of the Company's disclosure controls and procedures, as defined in Rule 13a-15(e) under the Exchange Act, appropriate to allow timely decisions regarding required disclosure. In designing and evaluating its disclosure controls and procedures, management recognized that disclosure controls and procedures, no matter how well conceived and operated, can provide only reasonable, not absolute, assurance that objectives of the disclosure controls and procedures are met. The design of any disclosure controls and procedures is also based in part upon certain assumptions about the likelihood of future events, and there can be no assurance that any design will succeed in achieving its stated goals under all potential conditions.

As of December 31, 2023, the Company, under the supervision and with the participation of the Company's management, including the Company's Chief Executive Officer and Chief Financial Officer, completed an evaluation of the effectiveness of the design and operation of the Company's disclosure controls and procedures, as defined in Rule 13a-15(e) under the Exchange Act. Based upon their evaluation, the Chief Executive Officer and Chief Financial Officer concluded that the Company's disclosure controls and procedures as of December 31,

102

2022 December 31, 2023 were effective in providing reasonable assurance that information required to be disclosed in the Company's reports that it files or submits under the Exchange Act is recorded, processed, summarized and reported, within the time periods specified by the SEC's rules and forms, and that such information is accumulated and communicated to management of the Company, including the Chief Executive Officer and Chief Financial Officer, as appropriate to allow timely decisions regarding required disclosure.

Management's Annual Report on Internal Control over Financial Reporting

Management of the Company is responsible for establishing and maintaining adequate internal control over financial reporting as defined in Rule 13a-15(f) under the Exchange Act. The Company's internal control over financial reporting is designed to provide reasonable assurance to the Company's management and board of directors regarding the reliability of financial reporting and the preparation of financial statements for external purposes in accordance with GAAP.

Because of its inherent limitations, internal control over financial reporting may not prevent or detect misstatements. Therefore, even those systems determined to be effective can provide only reasonable assurance with respect to financial statement preparation and presentation.

Also, projections of any evaluation of effectiveness to future periods are subject to the risk that controls may become inadequate because of changes in conditions, or that the degree of compliance with the policies or procedures may deteriorate.

Management assessed the effectiveness of the Company's internal control over financial reporting as of December 31, 2022 December 31, 2023. In making this assessment, management used the criteria set forth by the Committee of Sponsoring Organizations of the Treadway Commission in Internal Control – Integrated Framework (2013). Based on this assessment, management concluded that as of December 31, 2022, the Company's internal control over financial reporting was effective.

Changes in Internal Control over Financial Reporting

There has been no change in the Company's internal control over financial reporting during the quarter ended December 31, 2022 that has materially affected, or is reasonably likely to materially affect, the Company's internal control over financial reporting.
effective as of December 31, 2023.

This annual report does not include an attestation report of the Company's registered public accounting firm regarding internal control over financial reporting. Management's report was not subject to attestation by the Company's registered public accounting firm pursuant to rules of the SEC that permit the Company to provide only management's report in this annual report.

Remediation of Previously Identified Material Weakness

As previously disclosed in the Company's 2022 Annual Report on Form 10-K/A filed with the SEC on November 14, 2023, the Company evaluated the effect of the facts leading to the restatement of the financial statements for the year ended December 31, 2022, on its conclusion of the adequacy of internal controls over financial reporting and disclosure controls and procedures. The Company concluded that a material weakness existed in the timely risk grading and placing of loans on nonaccrual status, and, thus, in the determination of the

109

adequacy of the ACL for the specialty finance portfolio of loans, and that such material weakness did not exist in the remainder of its loan portfolio (the “2022 Material Weakness”).

Management, with oversight from the Audit Committee of the Company's Board of Directors, was committed to remediating the foregoing material weakness and took the following steps in the third and fourth quarters of 2023:

- Completed a re-underwriting of all loans in the specialty finance loan portfolio, and believes risk grades and the ACL are adequate and appropriately recorded;
- Established a credit policy and risk committee charged with drafting a new credit policy;
- Began institutionalizing a new philosophy around loan portfolio management.

As discussed in management's report above, management has determined that as of December 31, 2023 the remedial steps described above have been satisfactorily implemented. Management has had sufficient time to test the design and operating effectiveness of such remedial measures, and as such, has concluded that the 2022 Material Weakness has been remediated.

Changes in Internal Control over Financial Reporting

Except as noted in the preceding paragraphs, there have been no changes in the Company's internal control over financial reporting during the quarter ended December 31, 2023 that have materially affected, or is reasonably likely to materially affect, the Company's internal control over financial reporting.

ITEM 9B: OTHER INFORMATION

None.

ITEM 9C: DISCLOSURE REGARDING FOREIGN JURISDICTIONS THAT PREVENT INSPECTIONS

None.

103 110

PART III

ITEM 10: DIRECTORS, EXECUTIVE OFFICERS AND CORPORATE GOVERNANCE

Other than as set forth below, the information required by this item will be included in the Company's Definitive Proxy Statement for the 2023 2024 Annual Meeting of Shareholders and incorporated herein by reference or included in an amendment to this Form 10-K filed within 120 days after the end of the fiscal year covered by this Form 10-K.

Code of Ethics

The Company has adopted a Code of Ethics and Conflict of Interest Policy that applies to directors, executive officers, and employees of the Company and the Bank. A copy of the code may be found at [blueridgebankshares.com/ https://www.blueridgebankshares.com/governance/governance-documents](https://www.blueridgebankshares.com/governance/governance-documents) and also

may be obtained without charge by written request to the Company's Corporate Secretary.

Any amendments to, or waivers of, the Code of Ethics and Conflicts of Interest Policy applicable to our directors, executive officers, principal accounting officer or controller, or persons performing similar functions, and required to be disclosed will be posted on our website at <https://www.blueridgebankshares.com/governance/governance-documents>.

ITEM 11: EXECUTIVE COMPENSATION

The information required by this Item will be included in the Company's Definitive Proxy Statement for the 2023 2024 Annual Meeting of Shareholders and incorporated herein by reference or included in an amendment to this Form 10-K filed within 120 days after the end of the fiscal year covered by this Form 10-K.

ITEM 12: SECURITY OWNERSHIP OF CERTAIN BENEFICIAL OWNERS AND MANAGEMENT AND RELATED STOCKHOLDER MATTERS

Other than as set forth below, the information required by this Item will be included in the Company's Definitive Proxy Statement for the 2023 2024 Annual Meeting of Shareholders and incorporated herein by reference or included in an amendment to this Form 10-K filed within 120 days after the end of the fiscal year covered by this Form 10-K.

Equity Compensation Plan Table

The following table summarizes information, as of December 31, 2022 December 31, 2023, relating to the Company's stock-based compensation plans, pursuant to which awards may be granted in the form of incentive stock options, non-qualified stock options, stock appreciation rights, restricted awards, performance share awards, and performance compensation awards in the form of common stock from time to time.

	Number of Shares To be Issued Upon Exercise Of Outstanding Options, Warrants and Rights (1)	Weighted-Average Exercise Price of Outstanding Options, Warrants and Rights (1)	Number of Shares Remaining Available for Future Issuance Under Equity Compensation Plan
Equity compensation plans approved by shareholders	—	\$ —	67,172 544,027
Equity compensation plans not approved by shareholders	—	—	—
Total	—	\$ —	67,172 544,027

(1) The information in this column does not include a total of 52,674 30,491 shares of common stock that are issuable upon the exercise of stock options assumed in the Bay Banks Merger with a weighted-average exercise price of \$11.71 \$11.89 per share.

ITEM 13: CERTAIN RELATIONSHIPS AND RELATED TRANSACTIONS, AND DIRECTOR INDEPENDENCE

The information required by this Item will be included in the Company's Definitive Proxy Statement for the 2023 2024 Annual Meeting of Shareholders and incorporated herein by reference or included in an amendment to this Form 10-K 10-K filed within 120 days after the end of the fiscal year covered by this Form 10-K.

104

ITEM 14: PRINCIPAL ACCOUNTANT FEES AND SERVICES

The information required by this Item will be included in the Company's Definitive Proxy Statement for the 2023 2024 Annual Meeting of Shareholders and incorporated herein by reference or included in an amendment to this Form 10-K 10-K filed within 120 days after the end of the fiscal year covered by this Form 10-K.

105 112

PART IV

ITEM 15: EXHIBIT AND FINANCIAL STATEMENT SCHEDULES

Exhibit Number	Description
2.1	Agreement and Plan of Reorganization, dated as of May 13, 2019, between Blue Ridge Bankshares, Inc. and Virginia Community Bankshares, Inc. (incorporated by reference to Appendix A to the joint proxy statement/prospectus included in Amendment No. 2 to Blue Ridge Bankshares Inc.'s Registration Statement on Form S-4 (File No. 333-233148) filed on October 29, 2019).
2.2	Agreement and Plan of Reorganization, dated as of August 12, 2020, as amended on November 6, 2020, between Blue Ridge Bankshares, Inc. and Bay Banks of Virginia, Inc. (incorporated by reference to Appendix A to the joint proxy statement/prospectus included in Amendment No. 1 to Blue Ridge Bankshares Inc.'s Registration Statement on Form S-4 (File No. 333-249438) filed on December 9, 2020).
3.1	Articles of Incorporation of Blue Ridge Bankshares, Inc., as amended through August 16, 2011 (incorporated by reference to Exhibit 2.1 of Blue Ridge Bankshares, Inc.'s Form 1-A Offering Statement filed May 19, 2016).
3.2	Articles of Amendment to the Articles of Incorporation of Blue Ridge Bankshares, Inc., dated June 27, 2018 (incorporated by reference to Exhibit 3.2 of Blue Ridge Bankshares, Inc.'s Registration Statement on Form S-4 filed on August 8, 2019).
3.3	Articles of Amendment to the Articles of Incorporation of Blue Ridge Bankshares, Inc., dated July 7, 2020 (incorporated by reference to Exhibit 3.1 of Blue Ridge Bankshares, Inc.'s Current Report on Form 8-K filed on July 8, 2020).
3.4	Articles of Amendment to the Articles of Incorporation of Blue Ridge Bankshares, Inc., effective June 27, 2022 (incorporated by reference to Exhibit 3.1 of Blue Ridge Bankshares, Inc.'s Current Report on Form 8-K filed on June 29, 2022).
3.5	Bylaws of Blue Ridge Bankshares, Inc., as amended and restated January 31, 2021 (incorporated by reference to Exhibit 3.2 of Blue Ridge Bankshares, Inc.'s Current Report on Form 8-K filed on February 1, 2021).

- 4.1 [Specimen Common Stock Certificate of Blue Ridge Bankshares, Inc. \(incorporated by reference to Exhibit 3.1 of Blue Ridge Bankshares, Inc.'s Form 1-A Offering Statement filed May 19, 2016\).](#)
- 4.2 [Form of 5.625% Fixed-to-Floating Rate Subordinated Note due 2029 \(incorporated by reference to Exhibit 4.1 to Bay Banks of Virginia, Inc.'s Current Report on Form 8-K filed on October 7, 2019\).](#)
- 4.3 [Form of Subordinated Note due 2030 \(incorporated by reference to Exhibit 4.1 of Blue Ridge Bankshares, Inc.'s Current Report on Form 8-K filed on May 29, 2020\).](#)
- 4.4 [Description of Blue Ridge Bankshares, Inc.'s Securities, Securities \(incorporated by reference to Exhibit 4.4 of Blue Ridge Bankshares, Inc.'s Annual Report on Form 10-K for the fiscal year ended December 31, 2022\).](#)
- 10.1 [Amended and Restated Employment Agreement, dated December 21, 2022, by and among Blue Ridge Bankshares, Inc., Blue Ridge Bank, National Association and Brian K. Plum \(incorporated by reference to Exhibit 10.1 of Blue Ridge Bankshares, Inc.'s Current Report on Form 8-K filed on December 27, 2022\).](#)
- 10.2 [Amended and Restated Employment Agreement, dated April 20, 2022, by and among Blue Ridge Bankshares, Inc., Blue Ridge Bank, National Association and Judy C. Gavant \(incorporated by reference to Exhibit 10.1 of Blue Ridge Bankshares, Inc.'s Current Report on Form 8-K filed on April 22, 2022\).](#)
- 10.3 [Amended and Restated Employment Agreement, dated November 19, 2020 October 24, 2023, by and effective January 31, 2021, between among Blue Ridge Bankshares, Inc., Blue Ridge Bank, National Association, and C. Rodes Boyd, Jr. G. William Beale \(incorporated by reference to Exhibit 10.13 to Amendment No. 1 to 10.1 of Blue Ridge Bankshares, Inc.'s Registration Statement Quarterly Report on Form S-4 \(File No. 333-249438\) filed on December 9, 2020 10-Q for the period ended September 30, 2023\).](#)
- 10.4 [Form of Restricted Stock Award Agreement \(incorporated by reference to Exhibit 10.5 of Pre-Effective Amendment No. 1 to Blue Ridge Bankshares, Inc.'s Registration Statement on Form S-4 filed on October 4, 2019\).](#)
- 10.5 [Description of Annual Cash Incentive Program, as amended \(incorporated by reference to Exhibit 10.1 of Blue Ridge Bankshares, Inc.'s Current Report on Form 8-K filed on December 21, 2021\).](#)
- 10.6 [Blue Ridge Bankshares, Inc. Equity Incentive Plan, as amended \(incorporated by reference to Exhibit 10.6 of Blue Ridge Bankshares, Inc.'s Annual Report on Form 10-K for the fiscal year ended December 31, 2021\).](#)

106

-
- 10.7 [Form of Stock Purchase Agreement, by and among Blue Ridge Bankshares, Inc. and certain individual investors, dated December 31, 2014 and March 17, 2015 \(incorporated by reference to Exhibit 6.9 of Blue Ridge Bankshares, Inc.'s Form 1-A Offering Statement filed May 19, 2016\).](#)

113

-
- 10.8 [Form of Registration Rights Agreement, by and among Blue Ridge Bankshares, Inc. and certain individual investors, dated December 31, 2014 and March 17, 2015 \(incorporated by reference to Exhibit 6.10 of Blue Ridge Bankshares, Inc.'s Form 1-A Offering Statement filed May 19, 2016\).](#)
 - 10.9 [Form of Subordinated Note Purchase Agreement, dated October 7, 2019, by and among Bay Banks of Virginia, Inc. and the purchasers thereto \(incorporated by reference to Exhibit 10.1 to Bay Banks of Virginia, Inc.'s Current Report on Form 8-K filed on October 7, 2019\).](#)
 - 10.10 [Form of Subordinated Note Purchase Agreement, dated May 28, 2020 \(incorporated by reference to Exhibit 10.1 of Blue Ridge Bankshares, Inc.'s Current Report on Form 8-K filed on May 29, 2020\).](#)
 - 10.11 [Bay Banks of Virginia, Inc. 2008 Non-Employee Directors Stock Option Plan \(incorporated by reference to Exhibit 99.1 to Bay Banks of Virginia, Inc.'s Form S-8, filed on November 14, 2008\).](#)
 - 10.12 [Bay Banks of Virginia, Inc. 2013 Stock Incentive Plan \(incorporated by reference to Exhibit 99.1 to Bay Banks of Virginia, Inc.'s Form S-8, filed on June 28, 2013\).](#)
 - 10.13 [Formal Written Agreement, dated August 29, 2022, between Blue Ridge Bank, National Association and the Office of the Comptroller of the Currency \(incorporated by reference to Exhibit 10.1 of Blue Ridge Bankshares, Inc.'s Current Report on Form 8-K filed on September 1, 2022\).](#)

10.14	Consent Order issued by the Office of the Comptroller of the Currency, dated January 24, 2024 (incorporated by reference to Exhibit 10.1 of Blue Ridge Bankshares, Inc.'s Current Report on Form 8-K filed on January 25, 2024).
10.15	Form of Securities Purchase Agreement, dated December 21, 2023, by and among the Company and the other parties thereto (incorporated by reference to Exhibit 10.1 of Blue Ridge Bankshares, Inc.'s Current Report on Form 8-K filed on December 22, 2023).
10.16	Blue Ridge Bankshares, Inc. 2023 Stock Incentive Plan (incorporated by reference to Appendix A of Blue Ridge Bankshares, Inc.'s proxy statement for the 2023 annual meeting, filed April 28, 2023).
10.17	Form of Restricted Stock Award Agreement (Performance-Based).
10.18	Form of Restricted Stock Award Agreement (Time-Based).
10.19	Form of Restricted Stock Award Agreement (Non-Employee Director).
21.1	Subsidiaries of Blue Ridge Bankshares, Inc. (incorporated by reference to Exhibit 21.1 of Blue Ridge Bankshares, Inc.'s Annual Report on Form 10-K for the year ended December 31, 2022).
23.1	Consent of Independent Registered Public Accounting Firm – Elliott Davis, LLC.
31.1	Certification of Chief Executive Officer pursuant to Rule 13a-14(a) as adopted pursuant to Section 302 of the Sarbanes-Oxley Act of 2002.
31.2	Certification of Chief Financial Officer pursuant to Rule 13a-14(a) as adopted pursuant to Section 302 of the Sarbanes-Oxley Act of 2002.
32.1	Certification pursuant to 18 U.S.C. Section 1350 as adopted pursuant to Section 906 of the Sarbanes-Oxley Act of 2002.
97.1	Blue Ridge Bankshares, Inc. Clawback policy.
101	The following materials from the Company's Annual Report on Form 10-K for the year ended December 31, 2022 December 31, 2023, formatted in Inline Extensible Business Reporting Language (XBRL): (i) Consolidated Balance Sheets as of December 31, 2022 December 31, 2023 and 2021, 2022 ; (ii) Consolidated Statements of Income Operations for the years ended December 31, 2022 December 31, 2023, 2021, 2022 , and 2020 2021 ; (iii) Consolidated Statements of Comprehensive Income for the years ended December 31, 2022 December 31, 2023, 2021, 2022 , and 2020; 2021 ; (iv) Consolidated Statements of Changes in Stockholders' Equity for the years ended December 31, 2022 December 31, 2023, 2021, 2022 , and 2020 2021 ; (v) Consolidated Statements of Cash Flows for the years ended December 31, 2022 December 31, 2023, 2021, 2022 , and 2020, 2021 ; and (vi) Notes to Consolidated Financial Statements.
104	Cover Page Interactive Data File (embedded within the Inline XBRL document in Exhibit 101).

114

ITEM 16: FORM 10-K SUMMARY

None.

107 115

SIGNATURES

Pursuant to the requirements of Section 13 or 15(d) of the Securities Exchange Act of 1934, the registrant has duly caused this report to be signed on its behalf by the undersigned, thereunto duly authorized.

BLUE RIDGE BANKSHARES, INC.

Date: March 10, 2023 March 15, 2024

/s/ Brian K. Plum G. William Beale

Brian K. Plum G. William Beale
President and Chief Executive Officer

Pursuant to the requirements of the Securities Exchange Act of 1934, this report has been signed below by the following persons on behalf of the registrant and in the capacities and on the dates indicated.

Signature	Title	Date
/s/ Brian K. Plum G. William Beale Brian K. Plum G. William Beale	President, Chief Executive Officer and Director (Principal Executive Officer)	March 10, 2023 15, 2024

/s/ Judy C. Gavant	Executive Vice President and Chief Financial Officer (Principal Financial Officer)	March 10, 2023 15, 2024
Judy C. Gavant		
/s/ Brett E. Raynor	Senior Vice President and Chief Accounting Officer (Principal Accounting Officer)	March 10, 2023 15, 2024
Brett E. Raynor		
/s/ Mensel D. Dean, Jr.	Chairman of the Board	March 10, 2023 15, 2024
Mensel D. Dean, Jr.		
/s/ Hunter H. Bost	Director	March 10, 2023 15, 2024
Hunter H. Bost		
/s/ Heather M. Cozart	Director	March 15, 2024
Heather M. Cozart		
/s/ Elizabeth H. Crowther	Director	March 10, 2023 15, 2024
Elizabeth H. Crowther		
/s/ Larry Dees	Director	March 10, 2023 15, 2024
Larry Dees		
/s/ Richard A. Farmar, III	Director	March 10, 2023 15, 2024
Richard A. Farmar, III		
/s/ Andrew C. Holzwarth	Director	March 10, 2023 15, 2024
Andrew C. Holzwarth		
/s/ Robert S. Janney	Director	March 10, 2023 15, 2024
Robert S. Janney		
/s/ Otis S. Jones	Director	March 15, 2024
Otis S. Jones		
/s/ Julien G. Patterson	Director	March 10, 2023 15, 2024
Julien G. Patterson		
/s/ Randolph N. Reynolds, Jr.	Director	March 10, 2023 15, 2024
Randolph N. Reynolds, Jr.		

C. Frank Scott, III

/s/ Vance H. Spilman

Vance H. Spilman

Director

March 10, 2023 15, 2024

/s/ William W. Stokes

William W. Stokes

Director

March 10, 2023 15, 2024

108

/s/ Carolyn J. Woodruff

Carolyn J. Woodruff

Director

March 10, 2023 15, 2024

109 117

Exhibit 4.4 10.17

DESCRIPTION OF BLUE RIDGE BANKSHARES, INC.'S SECURITIES
RESTRICTED STOCK AWARD AGREEMENT
As (LTIP – – Performance-Based)

THIS RESTRICTED STOCK AWARD AGREEMENT (this "Agreement") is entered into as of December 31, 2022 the __ day of (the "Effective Date"), by and between Blue Ridge Bankshares, Inc., a Virginia corporation (the "Company") and ("Participant").

RECITALS

A. The Company maintains the common stock of Blue Ridge Bankshares, Inc. ("Blue Ridge" 2023 Stock Incentive Plan (the "Plan") was, pursuant to which the only class Company may issue various forms of its securities registered under Section 12 incentive compensation, including restricted stock awards.

B. Pursuant to the Plan, the Company wishes to issue an Award of Restricted Stock to Participant, which stock (a) shall constitute Company Stock; and (b) shall be subject to vesting and forfeiture upon the terms set forth in this Agreement.

C. Capitalized terms used herein but not otherwise defined shall have the meaning set forth in the body of the Securities Exchange Act of 1934. The following summary description Plan unless the context otherwise requires.

NOW, THEREFORE, in consideration of the material features mutual promises and covenants set forth herein and for other good and valuable consideration, the receipt, sufficiency and adequacy of which are mutually acknowledged by each party, the parties hereto agree as follows:

1. Restricted Stock Award.

(a) Grant. The Company hereby awards Participant _____ shares of Restricted Stock (the "Restricted Stock"). The Restricted Stock shall be subject to all of the common stock terms and conditions of Blue Ridge does not purport this Agreement and the Plan. The grant of the Restricted Stock shall be effective as of the Effective Date (the "Grant Date").

(b) **Vesting Schedule; Forfeiture.** Participant shall vest in the Restricted Stock as follows, provided Participant remains in continuous service as an employee of the Company or an Affiliate through _____, if and to be complete the extent the Compensation Committee of the Board (the "Committee") determines that the applicable performance attainment level set forth below has been satisfied during the Performance Period (defined below) (the determination date, the "Vesting Date"). Except as otherwise provided herein, if Participant's continuous service as an employee of the Company and is subject its Affiliates terminates prior to and qualified in its entirety by reference to, Blue Ridge's articles of incorporation and bylaws, each as amended. For more information, refer to Blue Ridge's articles of incorporation and bylaws and any applicable provisions of relevant law, including _____, the Virginia Stock Corporation Act and federal laws governing banks and bank holding companies.

General

Blue Ridge is authorized to issue 50,000,000 unvested shares of common stock, no par value per share. Each share Restricted Stock shall be forfeited as of Blue Ridge common stock has the same relative rights as, and is identical in all respects to, each other share of its common stock. Blue Ridge's common stock is listed on the NYSE American market under the symbol "BRBS." date Participant's continuous service terminates.

(c) The transfer agent for Blue Ridge's common stock is Computershare, Inc., 250 Royall Street, Canton, Massachusetts 02021.

Dividends

Blue Ridge's shareholders are entitled to receive dividends or distributions that its board of directors may declare out of funds legally available for those payments. The payment of distributions by Blue Ridge is Restricted Stock shall become vested, subject to the restrictions provisions of Virginia law this Agreement relating to continuous service, in accordance with the table immediately below on the date the Committee determines the _____ (the "Metric") for the _____ (the applicable to period, the declaration "Performance Period"), measured on a relative basis against the Metric of distributions by a corporation. A Virginia corporation generally may not authorize and make distributions if, after giving effect to the distribution, it would be unable to meet its debts as they become due in the usual course defined group of business or if the corporation's total assets would be less than the sum of its total liabilities plus the amount that would be needed, if it were dissolved at that time, to satisfy the preferential rights of shareholders whose rights are superior to the rights of those receiving the distribution. In addition, the payment of distributions to shareholders is subject to any prior rights of outstanding preferred stock.

As a bank holding company, Blue Ridge's ability to pay dividends is affected peer banks selected by the ability Committee over the Performance Period. The Committee determination following the end of Blue Ridge Bank, National Association ("Blue Ridge Bank"), its bank subsidiary, to pay dividends to a Performance Period will occur as soon as practicable after financial performance data through the holding company. The ability of Blue Ridge Bank, as well as Blue Ridge, to pay dividends is influenced by bank regulatory requirements and capital guidelines.

Liquidation Rights

In applicable quarter end is publicly available. Any Restricted Stock outstanding on the event of any liquidation, dissolution or winding up of Blue Ridge, the holders of shares of its common stock will be entitled to receive, after payment of all debts and liabilities of Blue Ridge and after satisfaction of all liquidation preferences applicable to any preferred stock, all remaining assets of Blue Ridge available for distribution in cash or in kind.

Voting Rights

The holders of Blue Ridge common stock are entitled to one vote per share and, in general, a majority of votes cast with respect to a matter is sufficient to authorize action upon routine matters. Directors are elected by a plurality of the votes cast, and shareholders Vesting Date that do not have the right to

accumulate their votes in the election of directors.

Classes of Directors

Blue Ridge's board of directors is divided into three classes, apportioned as evenly as possible, with directors serving staggered three-year terms.

Preemptive Rights; Redemption and Assessment

Holders of shares of Blue Ridge common stock are not entitled to preemptive rights with respect to any shares that may be issued, other than as provided to certain individual shareholders for so long as such shareholders own at least 4.9% of the issued and outstanding common stock, on a separate and individual basis and not collectively, as set forth in those certain Stock Purchase Agreements, by and among Blue Ridge and certain individual investors, dated December 31, 2014 and March 17, 2015, respectively. Blue Ridge common stock is not subject to redemption or any sinking fund and the outstanding shares are fully paid and nonassessable.

Preferred Stock

Blue Ridge's board of directors is empowered to authorize the issuance of shares of preferred stock, in one or more classes or series, at such times, for such purposes and for such consideration as it may deem advisable without shareholder approval. Blue Ridge's board may fix the designations, voting powers, preferences, participation, redemption, sinking fund, conversion, dividend and other relative rights, qualifications, limitations and restrictions of any such series of preferred stock. The creation and issuance of any class or series of preferred stock, and the relative rights, designations and preferences of such class or series, if and when established, will depend upon, among other things, the future capital needs of Blue Ridge, then existing market conditions and other factors that, in the judgment of Blue Ridge's board, might warrant the issuance of preferred stock.

Anti-takeover Provisions

Certain provisions of Blue Ridge's articles of incorporation and bylaws contain provisions that may have the effect of discouraging, delaying, or preventing a change of control of Blue Ridge by means of a tender offer, a proxy fight, open market purchases of shares of its common stock, or otherwise in a transaction not approved by Blue Ridge's board of directors. These provisions are designed to reduce, or have the effect of reducing, Blue Ridge's vulnerability to coercive takeover practices and inadequate takeover bids. However, the existence of these provisions could prevent Blue Ridge shareholders from receiving a premium over the then prevailing market price of Blue Ridge common stock or a transaction that may otherwise be in the best interest of Blue Ridge shareholders. In addition, these provisions make it more difficult for Blue Ridge shareholders, should they choose to do so, to remove Blue Ridge's board of directors or management. These provisions include the following:

Authorized Preferred Stock. Blue Ridge's articles of incorporation authorize Blue Ridge's board of directors to establish one or more series of preferred stock and to determine, with respect to any series of preferred stock, the preferences, rights, and other terms of such series. Under this authority, Blue Ridge's board could create and issue a series of preferred stock with rights, preferences, or restrictions that have the effect of discriminating against an existing or prospective holder of Blue Ridge's common stock as a result of such holder beneficially owning or commencing a tender offer for a substantial amount of common stock. One of the effects of authorized but unissued and unreserved shares of preferred stock may be to render it more difficult for, or to discourage an attempt by, a potential acquirer to obtain control of Blue Ridge by means of a merger, tender offer, proxy contest, or otherwise, and thereby protect the continuity of Blue Ridge's management.

Classified Board of Directors. Blue Ridge's articles of incorporation and bylaws divide its board of directors into three classes, apportioned as evenly as possible, with directors serving staggered three-year terms. As a result, at least two annual meetings of shareholders may be required for the shareholders to replace a majority of Blue Ridge's directors, subject to the shareholders' ability to remove directors with or without cause by vote of the holders of a majority of Blue Ridge's outstanding common shares. The classification of Blue Ridge's board makes it more difficult and time consuming to gain control of the board.

Board Vacancies. Virginia law and Blue Ridge's articles of incorporation and bylaws provide that any vacancy occurring on Blue Ridge's board may be filled by the remaining members of the board. These provisions may discourage, delay, or prevent a third party from voting to remove incumbent directors and simultaneously gaining control of Blue Ridge's board by filling the vacancies created by that removal with its own nominees.

Supermajority Voting Provisions. Blue Ridge's articles of incorporation provide that certain mergers or consolidations, share exchanges, acquisitions of control, sales of all or substantially all of Blue Ridge's assets,

liquidation or dissolution, in each case with a corporation, person or entity that is the beneficial owner, directly or indirectly, of more than 5% of the shares of capital stock of Blue Ridge outstanding and entitled to vote become vested on the transaction (a "significant shareholder"), must Vesting Date will immediately be approved by the affirmative vote of the holders of 80% of the outstanding capital stock of Blue Ridge entitled to vote on the transaction. If such an action does not involve a significant shareholder, it must be approved by the affirmative vote of the holders of more than two-thirds of the outstanding capital stock of Blue Ridge entitled to vote on the transaction. The voting provisions described in this paragraph do not apply to any transaction which is approved in advance by a majority of those directors of Blue Ridge (i) who were directors before the corporation, person or entity became a significant shareholder and who are not affiliates of such significant shareholder, and (ii) who became directors of Blue Ridge at the recommendation of the directors referred to in clause (i) above.

No Cumulative Voting. Blue Ridge's articles of incorporation do not provide for cumulative voting for any purpose. The absence of cumulative voting may afford anti-takeover protection by making it more difficult for Blue Ridge's shareholders to elect nominees opposed by the board of directors.

Shareholder Meetings. Pursuant to Blue Ridge's bylaws, special meetings of shareholders may only be called by Blue Ridge's President or by request in writing stating the purposes thereof delivered to the President and signed by a majority of the directors or by three or more shareholders owning, in the aggregate, not less than 20% in interest of the shares of Blue Ridge's capital stock. This provision affords antitakeover protection by making it more difficult for shareholders to call a special meeting of shareholders to consider a proposed merger or other business combination.

Advance Notification of Shareholder Nominations. Blue Ridge's bylaws establish advance notice procedures with respect to the nomination of persons for election as directors, other than nominations made by or at the direction of Blue Ridge's board. Pursuant to Blue Ridge's bylaws, a shareholder entitled to vote for the election of directors may nominate persons for election to Blue Ridge's board by delivering written notice to Blue Ridge's Corporate Secretary. With respect to an election to be held at an annual meeting of shareholders, its bylaws generally require that such notice be delivered not fewer than 60 days nor more than 90 days prior to the first anniversary of the preceding year's annual meeting; provided, however, that if the date of the annual meeting is advanced by more than 30 days or delayed by more than 60 days from such anniversary date, notice by the shareholder must be delivered not earlier than the 90th day prior to such annual meeting and not later than the close of business on the later of the 60th day prior to such annual meeting or the 10th day following the day on which public announcement of the date of such meeting is first made. A shareholder wishing to nominate any person for election as a director must provide Blue Ridge with certain information concerning the nominee and the proposing shareholder.

Merger Considerations. The articles of incorporation of Blue Ridge provide that Blue Ridge's board of directors, when evaluating a transaction that would or may involve a change in control of Blue Ridge, shall consider, among other things, the following factors: the social and economic effects of the proposed transaction on the depositors, employees, suppliers, customers and other constituents of Blue Ridge and on the communities in which Blue Ridge operates or is located, the business reputation of the other party proposing the transaction, and the evaluation of the then value of Blue Ridge in a freely negotiated sale and of the future prospects of Blue Ridge as an independent entity. This provision provides Blue Ridge's board the latitude to consider additional factors, aside from the price of a proposed merger or other business combination, in determining whether the transaction is in the best interests of Blue Ridge and its shareholders.

Exhibit 21.1

Subsidiaries of Blue Ridge Bankshares, Inc.

forfeited.

Subsidiary	Jurisdiction of Incorporation or Organization
Blue Ridge Bank, National Association	United States of America
BRB Financial Group, Inc.	Virginia

(d) The vesting of the Restricted Stock is subject to the determination by the Committee, in its discretion, of the Company's performance attainment level.

(e) Notwithstanding the foregoing, if Participant's death, Disability, or Qualifying Retirement (defined below) or a Change in Control occurs before _____, a prorated portion of the shares of Restricted Stock that are then unvested and outstanding (the "Unvested Shares") will remain eligible to vest upon the applicable Vesting Date. Such prorated portion shall equal the number of Unvested Shares multiplied by a fraction, the numerator of which is the number of completed calendar months of Participant's active service after _____ (until the applicable event) and the denominator is the number of full calendar months from _____ through _____. Any unvested and outstanding shares of Restricted Stock in excess of such prorated portion will be forfeited as of the date of death, date of determination by the Company of Disability, Qualifying Retirement or Change in Control. The prorated portion that is eligible to vest will vest, if at all, based on the Committee's determination of the Company's performance attainment level. For clarity, the applicable Performance Period in the event of a Qualifying Retirement will be _____ through _____, and the applicable Vesting Date will be the date of the Committee's determination of performance following _____, unless a Change

in Control occurs after a Qualifying Retirement and prior to _____, in which case the end of the quarter immediately preceding the Change in Control will be the end of the Performance Period and the applicable Vesting Date will be determined in accordance with Sections 1 (b) and 1(c) above.

(f) For purposes of this Agreement, "Qualifying Retirement" of a Participant means the Participant's continuous service with the Company and its Affiliates terminates after attainment of age 65 and completion of at least five years of service with the Company or an Affiliate, with termination occurring prior to Participant's death, Disability, involuntary termination by the Company or an Affiliate for any reason or a Change in Control. A participant's years of service with any entity that has been acquired by the Company or an Affiliate shall be included in determining the years of service with the Company or an Affiliate.

2

2. Tax Matters. The Company makes no representations concerning the tax consequences to Participant of the grant of the Restricted Stock or the filing of a Section 83(b) Election (defined below). Participant is strongly encouraged to seek the advice of his own tax counsel with respect to the income or other tax implications of this grant of the Restricted Stock and Participant's ownership of the Restricted Stock, including whether to file an election pursuant to Section 83(b) of the Internal Revenue Code of 1986, as amended (a "Section 83(b) Election"), which must be filed, if at all, within thirty (30) days after the Effective Date should Participant's tax counsel recommend such filing. Participant shall provide the Company with a copy of any executed Section 83(b) Election file with the Internal Revenue Service. A sample Section 83(b) Election form is attached as *Exhibit A*; **provided, that Participant is solely responsible (i) for consulting with his own tax counsel as to the contents of any filed Section 83(b) Election form and whether to file a Section 83(b) Election form, and (ii) for filing any Section 83(b) Election form.** Participant further agrees as a condition of this grant of Restricted Stock to pay to the Company or make arrangements satisfactory to the Company regarding the payment to the Company of, the aggregate amount of any taxes of any kind required by law to be withheld with respect to the Restricted Stock.

3. Representations and Warranties. Participant represents and warrants to the Company, and agrees as follows:

(a) Participant is acquiring the Restricted Stock for his own account as principal for investment and not with a view to resale or distribution.

(b) Participant is not acquiring the Restricted Stock based upon any representations, oral or written, by any person with respect to the future value of, or income from, the Restricted Stock but rather upon an independent examination and judgment as to the prospects of the Company. Participant recognizes that ownership of the Restricted Stock involves a high degree of risk, and Participant has taken full cognizance of, and understands, such risk.

(c) Participant has been given the opportunity to ask questions of, and receive answers from, and to request, receive and review information relating to, the Company, and Participant has reviewed all information with respect to the Company which Participant deemed relevant in connection with his ownership of the Restricted Stock.

(d) Participant has been furnished, has carefully read and has been provided an opportunity to ask questions of, and to receive answers from, the Company regarding the terms and conditions of this Agreement.

(e) Participant's entitlement, if any, to receive an equity award, Company shares, restricted stock, or similar equity-based compensation in _____ under any offer letter, employment agreement, or similar letter or agreement with the Company and/or with

Blue Ridge Bank, N.A., is fully satisfied by the award of the Restricted Stock hereunder and the award of time-based restricted stock granted to Participant by the Company under that certain Restricted Stock Award Agreement (Employee – Time-Based) entered into as of _____.

4. Vesting of Restricted Stock and Rights as a Shareholder. Until and unless the Restricted Stock is forfeited by Participant pursuant to the terms of Section 1 above, Participant shall be entitled to all voting and other rights or interests of a Company Stock shareholder of the

3

Company as described in the Company's articles of incorporation and bylaws; provided, *however*, until and unless a share of Restricted Stock becomes vested Participant shall have no right to receive any dividends payable with respect to such share. Such dividends shall be withheld and shall be subject to the same vesting requirements as the underlying share of Restricted Stock. Participant shall receive, if and when a share of Restricted Stock becomes vested, a payment, in cash, reflecting the dividends paid with respect to such share from _____ through the applicable Vesting Date. All determinations as to whether any vesting condition described herein has been satisfied shall be made by the Committee in its sole and absolute discretion.

5. No Right to Continued Service. Neither the Plan nor this Agreement shall confer upon Participant any right to be retained in any position, as an employee, consultant, or director of the Company. Further, nothing in the Plan or this Agreement shall be construed to limit the discretion of the Company to terminate Participant's employment at any time, for any reason.

6. Governing Law. This Agreement shall be governed by and construed in accordance with the laws of the Commonwealth of Virginia and the applicable federal laws of the United States, excluding any choice of law rules or principles that might otherwise refer construction or interpretation of any provision of the Plan or an Agreement to the substantive law of another jurisdiction.

7. Restricted Stock Subject to Plan. This Agreement is subject to the Plan as approved by the Company's shareholders. The terms and provisions of the Plan as it may be amended from time to time are hereby incorporated herein by reference. In the event of a conflict between any term or provision contained herein and a term or provision of the Plan, the applicable terms and provisions of the Plan will govern and prevail. To request a copy of the Plan, the Participant should contact the Company's Human Resources department.

8. No Delegation or Assignment. Restricted Stock may not be sold, assigned, transferred, disposed of, pledged, hypothecated or otherwise encumbered until the restrictions on the Restricted Stock have lapsed. Any attempted assignment or delegation inconsistent with this Agreement or the Plan shall be void ab initio.

9. Headings; Gender and Number. The descriptive headings in this Agreement are inserted for convenience only and do not constitute a part of this Agreement. Throughout this Agreement, wherever the context requires or permits, the neuter gender shall be deemed to include the masculine and feminine, the masculine gender shall be deemed to include the feminine, the feminine gender shall be deemed to include the masculine, and the singular number to include the plural, and vice versa.

10. Counterparts; Not Binding Until Signed. This Agreement may be executed in one or more counterparts, each of which shall be deemed an original but all of which together shall constitute one and the same Agreement. Executed PDF, electronic, and/or facsimile copies of this Agreement shall be deemed originals for all purposes. **If this Agreement is not executed by**

Participant within 30 days of the Effective Date, the Company reserves the right to cancel the Restricted Stock with no consideration therefor and without further notice to Participant.

[Signature page follows]

IN WITNESS WHEREOF, the parties have executed this Restricted Stock Award Agreement as of the date first set forth above.

BLUE RIDGE BANKSHARES, INC.

By: _____

PARTICIPANT

Printed Name: _____

RESTRICTED STOCK AWARD AGREEMENT
EXHIBIT A
Sample Section 83(b) Election

Exhibit 10.18

BLUE RIDGE BANKSHARES, INC.
RESTRICTED STOCK AWARD AGREEMENT
(Employee – Time-Based)

THIS RESTRICTED STOCK AWARD AGREEMENT (this “Agreement”) is entered into as of the ____ day of _____ (the “Effective Date”), by and between Blue Ridge Bankshares, Inc., a Virginia corporation (the “Company”) and _____ (“Participant”).

RECITALS

A. The Company maintains the Blue Ridge Bankshares, Inc. 2023 Stock Incentive Plan (the "Plan"), pursuant to which the Company may issue various forms of incentive compensation, including restricted stock awards.

B. Pursuant to the Plan, the Company wishes to issue an Award of Restricted Stock to Participant, which stock (a) shall constitute Company Stock; and (b) shall be subject to vesting and forfeiture upon the terms set forth in this Agreement.

C. Capitalized terms used herein but not otherwise defined shall have the meaning set forth in the body of the Plan unless the context otherwise requires.

NOW, THEREFORE, in consideration of the mutual promises and covenants set forth herein and for other good and valuable consideration, the receipt, sufficiency and adequacy of which are mutually acknowledged by each party, the parties hereto agree as follows:

1. Restricted Stock Award.

(a) Grant. The Company hereby awards Participant _____ (_____) shares of Restricted Stock (the "Restricted Stock"). The Restricted Stock shall be subject to all of the terms and conditions of this Agreement and the Plan. The grant of the Restricted Stock shall be effective as of the Effective Date (the "Grant Date").

(b) Vesting Schedule; Forfeiture. Participant shall vest in the Restricted Stock as follows, provided Participant remains in continuous service as an employee of the Company or an Affiliate until the specified vesting date:

[]

Except as otherwise provided herein, if Participant's employment with the Company and its Affiliates terminates prior to the [applicable] specified vesting date, the unvested shares of Restricted Stock shall be forfeited as of the date Participant's employment terminates.

(c) Notwithstanding the foregoing, a prorated portion of the shares of Restricted Stock that are then unvested and outstanding (the "Unvested Shares") will vest upon Participant's death or the determination of Participant's Disability. Such prorated portion shall equal the number of Unvested Shares multiplied by a fraction, the numerator of which is the number of completed calendar months of Participant's active service after [the Effective Date/ the most recent prior _____] and the denominator is the number of full calendar months from [the Effective Date/most recent prior _____] through _____. Any unvested and outstanding

shares of Restricted Stock that do not become vested under the preceding sentence will be forfeited as of the date of death or the determination of Disability.

(d) Notwithstanding the foregoing, in the event of a Change in Control, 100% of the shares of Restricted Stock that are then unvested and outstanding will vest if the Award is not assumed, or new rights substituted therefor, by the acquiring or surviving corporation in such Change in Control, with such assumed or substituted Award continuing to vest following the Change in Control and becoming vested in full in the event of Participant's involuntary termination of employment without Cause or for Good Reason on or within twenty-four (24) months following the Change in Control

2. Tax Matters. The Company makes no representations concerning the tax consequences to Participant of the grant of the Restricted Stock or the filing of a Section 83(b) Election (defined below). Participant is strongly encouraged to seek the advice of his own tax counsel with respect to the income or other tax implications of this grant of the Restricted Stock and Participant's ownership of the Restricted Stock, including whether to file an election pursuant to Section 83(b) of the Internal Revenue Code of 1986, as amended (a "Section 83(b) Election"), which must be filed, if at all, within thirty (30) days after the Effective Date should Participant's tax counsel recommend such filing. Participant shall provide the Company with a copy of any executed Section 83(b) Election filed with the Internal Revenue Service. A sample Section 83(b) Election form is attached as *Exhibit A*; **provided, that Participant is solely responsible (i) for consulting with his own tax counsel as to the contents of any filed Section 83(b) Election form and whether to file a Section 83(b) Election form, and (ii) for filing any Section 83(b) Election form.** Participant further agrees as a condition of this grant of Restricted Stock to pay to the Company, or make arrangements satisfactory to the Company regarding the payment to the Company of, the aggregate amount of any taxes of any kind required by law to be withheld with respect to the Restricted Stock.

3. Representations and Warranties. Participant represents and warrants to the Company, and agrees as follows:

(a) Participant is acquiring the Restricted Stock for his own account as principal for investment and not with a view to resale or distribution.

(b) Participant is not acquiring the Restricted Stock based upon any representations, oral or written, by any person with respect to the future value of, or income from, the Restricted Stock but rather upon an independent examination and judgment as to the prospects of the Company. Participant recognizes that ownership of the Restricted Stock involves a high degree of risk, and Participant has taken full cognizance of, and understands, such risk.

(c) Participant has been given the opportunity to ask questions of, and receive answers from, and to request, receive and review information relating to, the Company, and Participant has reviewed all information with respect to the Company which Participant deemed relevant in connection with his ownership of the Restricted Stock.

(d) Participant has been furnished, has carefully read and has been provided an opportunity to ask questions of, and to receive answers from, the Company regarding the terms and conditions of this Agreement.

4. Vesting of Restricted Stock and Rights as a Shareholder. Until and unless the Restricted Stock is forfeited by Participant pursuant to the terms of Section 1 above, Participant shall be entitled to all economic, voting and other rights or interests of a Common Stock shareholder of the Company as described in the Company's articles of incorporation and bylaws. All determinations as to whether any vesting condition described herein has been satisfied shall be made by the Committee in its sole and absolute discretion.

5. No Right to Continued Service. Neither the Plan nor this Agreement shall confer upon Participant any right to be retained in any position, as an employee, consultant, or director of the Company. Further, nothing in the Plan or this Agreement shall be construed to limit the discretion of the Company to terminate Participant's employment at any time, for any reason.

6. Governing Law. This Agreement shall be governed by and construed in accordance with the laws of the Commonwealth of Virginia and the applicable federal laws of the United States, excluding any choice of law rules or principles that might otherwise refer construction or interpretation of any provision of the Plan or an Agreement to the substantive law of another jurisdiction.

7. Restricted Stock Subject to Plan. This Agreement is subject to the Plan as approved by the Company's shareholders. The terms and provisions of the Plan as it may be amended from time to time are hereby incorporated herein by reference. In the event of a conflict between any term or provision contained herein and a term or provision of the Plan, the applicable terms and provisions of the Plan will govern and prevail. To request a copy of the Plan, Participant should contact the Company's Human Resources department.

8. No Delegation or Assignment. Restricted Stock may not be sold, assigned, transferred, disposed of, pledged, hypothecated or otherwise encumbered until the restrictions on the Restricted Stock have lapsed. Any attempted assignment or delegation inconsistent with this Agreement or the Plan shall be void *ab initio*.

9. Headings; Gender and Number. The descriptive headings in this Agreement are inserted for convenience only and do not constitute a part of this Agreement. Throughout this Agreement, wherever the context requires or permits, the neuter gender shall be deemed to include the masculine and feminine, the masculine gender shall be deemed to include the feminine, the feminine gender shall be deemed to include the masculine, and the singular number to include the plural, and vice versa.

10. Counterparts; Not Binding Until Signed. This Agreement may be executed in one or more counterparts, each of which shall be deemed an original but all of which together shall constitute one and the same Agreement. Executed PDF, electronic, and/or facsimile copies of this Agreement shall be deemed originals for all purposes. **If this Agreement is not executed by Participant within 30 days of the Effective Date,** the Company reserves the right to cancel the Restricted Stock with no consideration therefor and without further notice to Participant.

[Signature page follows]

3

IN WITNESS WHEREOF, the parties have executed this Restricted Stock Award Agreement as of the date first set forth above.

BLUE RIDGE BANKSHARES, INC.

By: _____

PARTICIPANT

Printed Name: _____

4

RESTRICTED STOCK AWARD AGREEMENT
EXHIBIT A

BLUE RIDGE BANKSHARES, INC.
RESTRICTED STOCK AWARD AGREEMENT
(Non-Employee Director)

THIS RESTRICTED STOCK AWARD AGREEMENT (this "Agreement") is entered into as of the ____ day of ____ (the "Effective Date"), by and between Blue Ridge Bankshares, Inc., a Virginia corporation (the "Company") and ____ ("Participant").

RECITALS

A. The Company maintains the Blue Ridge Bankshares, Inc. 2023 Stock Incentive Plan (the "Plan"), pursuant to which the Company may issue various forms of incentive compensation, including restricted stock awards.

B. Pursuant to the Plan, the Company wishes to issue an Award of Restricted Stock to Participant, which stock (a) shall constitute Company Stock; and (b) shall be subject to vesting and forfeiture upon the terms set forth in this Agreement.

C. Capitalized terms used herein but not otherwise defined shall have the meaning set forth in the body of the Plan unless the context otherwise requires.

NOW, THEREFORE, in consideration of the mutual promises and covenants set forth herein and for other good and valuable consideration, the receipt, sufficiency and adequacy of which are mutually acknowledged by each party, the parties hereto agree as follows:

1. Restricted Stock Award.

(a) **Grant.** The Company hereby awards Participant _____ (_____) shares of Restricted Stock (the "Restricted Stock"). The Restricted Stock shall be subject to all of the terms and conditions of this Agreement and the Plan. The grant of the Restricted Stock shall be effective as of the Effective Date (the "Grant Date").

(b) **Vesting Schedule; Forfeiture.** Participant shall vest in the Restricted Stock as follows, provided Participant remains in continuous service as a member of the Board until _____.

Except as otherwise provided herein, if Participant's service on the Board terminates prior to _____, the unvested shares of Restricted Stock shall be forfeited as of the date Participant's service on the Board terminates.

(c) Notwithstanding the foregoing, the shares of Restricted Stock that are then unvested and outstanding (the "Unvested Shares") will vest upon Participant's death or the determination of Participant's Disability.

(d) Notwithstanding the foregoing, in the event of a Change in Control, 100% of the shares of Restricted Stock that are then unvested and outstanding will vest if the Award is not assumed, or new rights substituted therefor, by the acquiring or surviving corporation in such Change in Control, with such assumed or substituted Award continuing to vest following the

Change in Control and becoming vested in full in the event of Participant's involuntary termination of service as a member of the Board on or after the Change in Control and before _____.

2. Tax Matters. The Company makes no representations concerning the tax consequences to Participant of the grant of the Restricted Stock or the filing of a Section 83(b) Election (defined below). Participant is strongly encouraged to seek the advice of his own tax counsel with respect to the income or other tax implications of this grant of the Restricted Stock and Participant's ownership of the Restricted Stock, including whether to file an election pursuant to Section 83(b) of the Internal Revenue Code of 1986, as amended (a "Section 83(b) Election"), which must be filed, if at all, within thirty (30) days after the Effective Date should Participant's tax counsel recommend such filing. Participant shall provide the Company with a copy of any executed Section 83(b) Election filed with the Internal Revenue Service. A sample Section 83(b) Election form is attached as *Exhibit A*; **provided, that Participant is solely responsible (i) for consulting with his own tax counsel as to the contents of any filed Section 83(b) Election form and whether to file a Section 83(b) Election form, and (ii) for filing any Section 83(b) Election form.** Participant further agrees as a condition of this grant of Restricted Stock to pay to the Company, or make arrangements satisfactory to the Company regarding the payment to the Company of, the aggregate amount of any taxes of any kind required by law to be withheld with respect to the Restricted Stock.

3. Representations and Warranties. Participant represents and warrants to the Company, and agrees as follows:

(a) Participant is acquiring the Restricted Stock for his own account as principal for investment and not with a view to resale or distribution.

(b) Participant is not acquiring the Restricted Stock based upon any representations, oral or written, by any person with respect to the future value of, or income from, the Restricted Stock but rather upon an independent examination and judgment as to the prospects of the Company. Participant recognizes that ownership of the Restricted Stock involves a high degree of risk, and Participant has taken full cognizance of, and understands, such risk.

(c) Participant has been given the opportunity to ask questions of, and receive answers from, and to request, receive and review information relating to, the Company, and Participant has reviewed all information with respect to the Company which Participant deemed relevant in connection with his ownership of the Restricted Stock.

(d) Participant has been furnished, has carefully read and has been provided an opportunity to ask questions of, and to receive answers from, the Company regarding the terms and conditions of this Agreement.

4. Vesting of Restricted Stock and Rights as a Shareholder. Until and unless the Restricted Stock is forfeited by Participant pursuant to the terms of Section 1 above, Participant shall be entitled to all economic, voting and other rights or interests of a Common Stock shareholder of the Company as described in the Company's articles of incorporation and bylaws. All determinations as to whether any vesting condition described herein has been satisfied shall be made by the Committee in its sole and absolute discretion.

5. No Right to Continued Service. Neither the Plan nor this Agreement shall confer upon Participant any right to be retained in any position, as an employee, consultant, or director of the Company. Further, nothing in the Plan or this Agreement shall be construed to limit the discretion of the Company to terminate Participant's employment at any time, for any reason.

6. Governing Law. This Agreement shall be governed by and construed in accordance with the laws of the Commonwealth of Virginia and the applicable federal laws of the United States, excluding any choice of law rules or principles that might otherwise refer construction or interpretation of any provision of the Plan or an Agreement to the substantive law of another jurisdiction. .

7. Restricted Stock Subject to Plan. This Agreement is subject to the Plan as approved by the Company's shareholders. The terms and provisions of the Plan as it may be amended from time to time are hereby incorporated herein by reference. In the event of a conflict between any term or provision contained herein and a term or provision of the Plan, the applicable terms and provisions of the Plan will govern and prevail. To request a copy of the Plan, Participant should contact the Company's Human Resources department.

8. No Delegation or Assignment. Restricted Stock may not be sold, assigned, transferred, disposed of, pledged, hypothecated or otherwise encumbered until the restrictions on on the Restricted Stock have lapsed. Any attempted assignment or delegation inconsistent with this Agreement or the Plan shall be void *ab initio*.

9. Headings; Gender and Number. The descriptive headings in this Agreement are inserted for convenience only and do not constitute a part of this Agreement. Throughout this Agreement, wherever the context requires or permits, the neuter gender shall be deemed to include the masculine and feminine, the masculine gender shall be deemed to include the feminine, the feminine gender shall be deemed to include the masculine, and the singular number to include the plural, and vice versa.

10. Counterparts; Not Binding Until Signed. This Agreement may be executed in one or more counterparts, each of which shall be deemed an original but all of which together shall constitute one and the same Agreement. Executed PDF, electronic, and/or facsimile copies of this Agreement shall be deemed originals for all purposes. **If this Agreement is not executed by Participant within 30 days of the Effective Date,** the Company reserves the right to cancel the Restricted Stock with no consideration therefor and without further notice to Participant.

[Signature page follows]

3

IN WITNESS WHEREOF, the parties have executed this Restricted Stock Award Agreement as of the date first set forth above.

BLUE RIDGE BANKSHARES, INC.

By: _____

PARTICIPANT


Printed Name: _____

4

RESTRICTED STOCK AWARD AGREEMENT
EXHIBIT A
Sample Section 83(b) Election

5

Exhibit 23.1

img62342277_0.jpg

Consent of Independent Registered Public Accounting Firm

We consent to the incorporation by reference in the Registration Statements on Form S-8 (Nos. 333-272801, 333-249438 and 333-248227) on and Form S-8 and Registration Statements S-3 (Nos. 333-268215 and 333-264860) on Form S-3 of Blue Ridge Bankshares, Inc. of our report dated March 10, 2023, March 15, 2024 relating to the consolidated financial statements of Blue Ridge Bankshares, Inc. and Subsidiaries, appearing in this Annual Report on Form 10-K of Blue Ridge Bankshares, Inc. for the year ended December 31, 2022 December 31, 2023.

/s/ Elliott Davis, PLLC

Raleigh, North Carolina

March 10, 2023 15, 2024

Exhibit 31.1

CERTIFICATION OF PRINCIPAL EXECUTIVE OFFICER
Section 302 Certification

I, Brian K. Plum, G. William Beale, certify that:

1. I have reviewed this annual report on Form 10-K of Blue Ridge Bankshares, Inc.;

2. Based on my knowledge, this report does not contain any untrue statement of a material fact or omit to state a material fact necessary to make the statements made, in light of the circumstances under which such statements were made, not misleading with respect to the period covered by this report;

3. Based on my knowledge, the financial statements, and other financial information included in this report, fairly present in all material respects the financial condition, results of operations and cash flows of the registrant as of, and for, the periods presented in this report;

4. The registrant's other certifying officer(s) and I are responsible for establishing and maintaining disclosure controls and procedures (as defined in Exchange Act Rules 13a-15(e) and 15d-15(e)) and internal control over financial reporting (as defined in Exchange Act Rules 13a-15(f) and 15d-15(f)) for the registrant and have:

(a) designed such disclosure controls and procedures, or caused such disclosure controls and procedures to be designed under our supervision, to ensure that material information relating to the registrant, including its consolidated subsidiaries, is made known to us by others within those entities, particularly during the period in which this report is being prepared;

(b) designed such internal control over financial reporting, or caused such internal control over financial reporting to be designed under our supervision, to provide reasonable assurance regarding the reliability of financial reporting and the preparation of financial statements for external purposes in accordance with generally accepted accounting principles;

(c) evaluated the effectiveness of the registrant's disclosure controls and procedures and presented in this report our conclusions about the effectiveness of the disclosure controls and procedures, as of the end of the period covered by this report based on such evaluation; and

(d) disclosed in this report any change in the registrant's internal control over financial reporting that occurred during the registrant's most recent fiscal quarter (the registrant's fourth fiscal quarter in the case of an annual report) that has materially affected, or is reasonably likely to materially affect, the registrant's internal control over financial reporting; and

5. The registrant's other certifying officer(s) and I have disclosed, based on our most recent evaluation of internal control over financial reporting, to the registrant's auditors and the audit committee of the registrant's board of directors (or persons performing the equivalent functions):

(a) all significant deficiencies and material weaknesses in the design or operation of internal control over financial reporting which are reasonably likely to adversely affect the registrant's ability to record, process, summarize and report financial information; and

(b) any fraud, whether or not material, that involves management or other employees who have a significant role in the registrant's internal control over financial reporting.

/s/ **Brian K. Plum** **G. William Beale**

Date: **March 10, 2023** **March 15, 2024**

Brian K. Plum **G. William Beale**

President and Chief Executive Officer

Exhibit 31.2

CERTIFICATION OF PRINCIPAL FINANCIAL OFFICER
Section 302 Certification

I, Judy C. Gavant, certify that:

1. I have reviewed this annual report on Form 10-K of Blue Ridge Bankshares, Inc.;

2. Based on my knowledge, this report does not contain any untrue statement of a material fact or omit to state a material fact necessary to make the statements made, in light of the circumstances under which such statements were made, not misleading with respect to the period covered by this report;

3. Based on my knowledge, the financial statements, and other financial information included in this report, fairly present in all material respects the financial condition, results of operations and cash flows of the registrant as of, and for, the periods presented in this report;

4. The registrant's other certifying officer(s) and I are responsible for establishing and maintaining disclosure controls and procedures (as defined in Exchange Act Rules 13a-15(e) and 15d-15(e)) and internal control over financial reporting (as defined in Exchange Act Rules 13a-15(f) and 15d-15(f)) for the registrant and have:

(a) designed such disclosure controls and procedures, or caused such disclosure controls and procedures to be designed under our supervision, to ensure that material information relating to the registrant, including its consolidated subsidiaries, is made known to us by others within those entities, particularly during the period in which this report is being prepared;

(b) designed such internal control over financial reporting, or caused such internal control over financial reporting to be designed under our supervision, to provide reasonable assurance regarding the reliability of financial reporting and the preparation of financial statements for external purposes in accordance with generally accepted accounting principles;

(c) evaluated the effectiveness of the registrant's disclosure controls and procedures and presented in this report our conclusions about the effectiveness of the disclosure controls and procedures, as of the end of the period covered by this report based on such evaluation; and

(d) disclosed in this report any change in the registrant's internal control over financial reporting that occurred during the registrant's most recent fiscal quarter (the registrant's fourth fiscal quarter in the case of an annual report) that has materially affected, or is reasonably likely to materially affect, the registrant's internal control over financial reporting; and

5. The registrant's other certifying officer(s) and I have disclosed, based on our most recent evaluation of internal control over financial reporting, to the registrant's auditors and the audit committee of the registrant's board of directors (or persons performing the equivalent functions):

(a) all significant deficiencies and material weaknesses in the design or operation of internal control over financial reporting which are reasonably likely to adversely affect the registrant's ability to record, process, summarize and report financial information; and

(b) any fraud, whether or not material, that involves management or other employees who have a significant role in the registrant's internal control over financial reporting.

/s/ Judy C. Gavant

Date: ~~March 10, 2023~~ March 15, 2024

Judy C. Gavant

Executive Vice President and Chief Financial Officer

Exhibit 32.1

**CERTIFICATION PURSUANT TO 18 U.S.C. SECTION 1350 AS ADOPTED PURSUANT TO
SECTION 906 OF THE SARBANES-OXLEY ACT OF 2002**

In connection with the Annual Report of Blue Ridge Bankshares, Inc. (the "Company") on Form 10-K for the year ended ~~December 31, 2022~~ December 31, 2023 as filed with the Securities and Exchange Commission on the date hereof (the "Report"), the undersigned Chief Executive Officer and Chief Financial Officer of

the Company hereby certify, pursuant to 18 U.S.C. §1350, as adopted pursuant to §906 of the Sarbanes-Oxley Act of 2002 that based on their knowledge and belief: (1) the Report fully complies with the requirements of Section 13(a) or 15(d) of the Securities Exchange Act of 1934, and (2) the information contained in the Report fairly presents, in all material respects, the financial condition and results of operations of the Company as of and for the periods covered in the Report.

/s/ Brian K. Plum G. William Beale

Brian K. Plum G. William Beale

President and Chief Executive Officer

/s/ Judy C. Gavant

Judy C. Gavant

Executive Vice President and Chief Financial Officer

Date: March 10, 2023 March 15, 2024

Exhibit 97.1

BLUE RIDGE BANKSHARES, INC. CLAWBACK POLICY

Introduction

The Board of Directors (the “**Board**”) of Blue Ridge Bankshares, Inc. (the “**Company**”) believes that it is in the best interests of the Company and its shareholders to create and maintain a culture that emphasizes integrity and accountability and that reinforces the Company’s pay-for- performance compensation philosophy. The Board has therefore adopted this policy which provides for the recoupment of certain executive compensation in certain events (the “**Policy**”). This Policy is designed to comply with Rule 10D-1 under the Securities Exchange Act of 1934, as amended (the “**Exchange Act**”) and the listing standards of the NYSE American.

Administration

This Policy shall be administered by the Board or, if so designated by the Board, the Compensation Committee, in which case references herein to the Board shall be deemed references to the Compensation Committee. Any determinations made by the Board shall be final and binding on all affected individuals.

Covered Executives

This Policy applies to the Company’s current and former executive officers (within the meaning of Rule 10D-1 under the Exchange Act and the listing standards of the NYSE American) (“**Covered Executives**”).

This Policy applies to Incentive Compensation (as defined below) received by a Covered Executive (a) after beginning services as a Covered Executive; (b) who served as a Covered Executive at any time during the performance period for such Incentive Compensation; and (c) while the Company had a listed class of securities on a national securities exchange.

Recoupment; Accounting Restatement

In the event the Company is required to prepare an accounting restatement of its financial statements due to the Company's material noncompliance with any financial reporting requirement under the securities laws, the Board reasonably promptly will require recoupment of any erroneously awarded Incentive Compensation received by any Covered Executive during the three completed fiscal years immediately preceding the date on which the Company is required to prepare an accounting restatement and such additional periods as may be required under Rule 10D-1 under the Exchange Act or the listing standards of the NYSE American. Recoupment under this Policy will be required on a "no fault" basis, without regard to whether any misconduct occurred or a Covered Executive's responsibility for the erroneous financial statements.

1

Exhibit 97.1

For purposes of this Policy, an "accounting restatement" includes any required accounting restatement to correct an error in previously issued financial statements that is material to the previously issued financial statements, or that would result in a material misstatement if the error were corrected in the current period or left uncorrected in the current period.

Incentive Compensation

For purposes of this Policy, Incentive Compensation means incentive-based compensation (within the meaning of Rule 10D-1 under the Exchange Act and the listing standards of the NYSE American), including, without limitation, any of the following:

- Cash bonuses;
- Other short- and long-term cash awards;
- Stock options;
- Restricted stock;
- Restricted stock units;
- Performance stock units;
- Stock appreciation rights; and
- Other stock-based awards;

provided, that such compensation is granted, earned or vested based wholly or in part on the attainment of one or more financial reporting measures.

Financial reporting measures include any measure that is determined and presented in accordance with the accounting principles used in preparing the Company's financial statements, or any measure derived wholly or in part from such measures (including non-GAAP financial measures), or the Company's stock price or total shareholder return.

Excess Incentive Compensation: Amount Subject to Recovery

The amount of erroneously awarded compensation to be recovered will be the excess of the Incentive Compensation received by the Covered Executive based on the erroneous data over the Incentive Compensation that would have been received by the Covered Executive had it been based on the restated amounts, computed without regard to any taxes paid, as determined by the Board.

For Incentive Compensation based on the Company's stock price or total shareholder return, if the Board cannot determine the amount of excess Incentive Compensation received by the Covered Executive directly from the information in the accounting restatement, then it will make its determination based on a reasonable estimate of the effect of the accounting restatement on the Company's stock price or total shareholder return.

For purposes of this Policy, Incentive Compensation will be deemed to be received in the fiscal period during which the financial reporting measure specified the applicable Incentive

2

Compensation award is attained, even if the payment or grant occurs after the end of that period.

Method of Recoupment

The Board will determine, in its sole discretion, the method for recouping Incentive Compensation hereunder, which may include, without limitation:

- requiring reimbursement of cash Incentive Compensation previously paid;
- seeking recovery of any gain realized on the vesting, exercise, settlement, sale, transfer, or other disposition of any equity-based awards;
- offsetting (at the time such compensation would otherwise be payable, to the extent required for compliance with Internal Revenue Code section 409A ("409A")) the recouped amount from any compensation otherwise owed or payable by the Company to the Covered Executive;
- withholding future incentive compensation awards and equity awards;
- cancelling (at a time permissible under 409A, if applicable) outstanding vested or unvested equity awards; and/or
- taking any other remedial and recovery action permitted by law, as determined by the Board.

Reporting and Disclosure

The Company shall file all public disclosures with respect to this Policy required by applicable federal securities laws or the listing standards of the NYSE American or that the Board determines to be in the best interests of the Company's shareholders.

No Indemnification

The Company shall not indemnify any Covered Executives against the loss of any erroneously awarded Incentive Compensation under this Policy.

Interpretation

The Board is authorized to interpret and construe this Policy and to make all determinations necessary, appropriate or advisable for the administration of this Policy. It is intended that this Policy be interpreted in a manner that is consistent with the requirements of Rule 10D-1 under the Exchange Act and the listing standards of the NYSE American or other national securities exchange on which the Company's securities are then listed.

Effective Date

This Policy shall be effective as of October 2, 2023 (the "Effective Date") and shall apply to Incentive Compensation that is received by Covered Executives on or after the Effective Date, even if such Incentive Compensation was granted, awarded, earned or paid to a Covered Executive prior to the Effective Date or was made pursuant to the terms of an employment

3

agreement, award agreement or other compensation plan, program or arrangement existing on or prior to the Effective Date.

Amendment; Termination

The Board may amend or terminate this Policy from time to time in its discretion; provided, however, that no amendment or termination of this Policy shall be effective if such amendment or termination (taking into account any other actions taken

contemporaneously by the Company) would cause the Company to violate applicable federal securities laws or the listing standards of the NYSE American.

Other Recoupment Rights

The Board intends that this Policy will be applied to the fullest extent of the law. Any right of recoupment under this Policy is in addition to, and not in lieu of, any other remedies or rights of recoupment that may be available to the Company by law or pursuant to the terms of any compensation plan or arrangement, employment agreement, award agreement, or similar agreement.

Impracticability

The Board shall recover any excess Incentive Compensation in accordance with this Policy unless such recovery would be impracticable, as determined by the Compensation Committee in accordance with Rule 10D-1 under the Exchange Act and the listing standards of the NYSE American.

Successors

This Policy shall be binding and enforceable against all Covered Executives and their beneficiaries, heirs, executors, administrators or other legal representatives.

Acknowledgment

Each Covered Executive shall sign and return to the Company, within 30 calendar days following the later of (i) the effective date of this Policy set forth above or (ii) the date the individual becomes a Covered Executive, the Acknowledgement Form attached hereto as Exhibit A, pursuant to which the Covered Executive agrees to be bound by, and to comply with, the terms and conditions of this Policy.

4

Exhibit 97.1

EXHIBIT A BLUE RIDGE BANKSHARES, INC. CLAWBACK POLICY ACKNOWLEDGEMENT FORM

By signing below, the undersigned acknowledges and confirms that the undersigned has received and reviewed a copy of the Blue Ridge Bankshares, Inc. Clawback Policy (as may be amended, restated, supplemented or otherwise modified from time to time, the "**Policy**").

By signing this Acknowledgement Form, the undersigned acknowledges and agrees that the undersigned is and will continue to be subject to the Policy and that the Policy will apply both during and after the undersigned's employment with Blue Ridge Bankshares, Inc. and/or its affiliates (collectively, the "**Company**"). Further, by signing below, the undersigned agrees to abide by the terms of the Policy, including, without limitation, by promptly repaying or returning any erroneously awarded compensation (as described in the Policy) to the Company as determined in accordance with the Policy.

In the event of any inconsistency between the Policy and the terms of any employment agreement or award agreement to which I am a party, or the terms of any or compensation plan, program or arrangement under which any compensation has been granted, awarded, earned or paid, the terms of the Policy shall govern.

Signature Print Name Date

DISCLAIMER

THE INFORMATION CONTAINED IN THE REFINITIV CORPORATE DISCLOSURES DELTA REPORT™ IS A COMPARISON OF TWO FINANCIALS PERIODIC REPORTS. THERE MAY BE MATERIAL ERRORS, OMISSIONS, OR INACCURACIES IN THE REPORT INCLUDING THE TEXT AND THE COMPARISON DATA AND TABLES. IN NO WAY DOES REFINITIV OR THE APPLICABLE COMPANY ASSUME ANY RESPONSIBILITY FOR ANY INVESTMENT OR OTHER DECISIONS MADE BASED UPON THE INFORMATION PROVIDED IN THIS REPORT. USERS ARE ADVISED TO REVIEW THE APPLICABLE COMPANY'S ACTUAL SEC FILINGS BEFORE MAKING ANY INVESTMENT OR OTHER DECISIONS.

©2024, Refinitiv. All rights reserved. Patents Pending.