

REFINITIV

DELTA REPORT

10-K

BNL - BROADSTONE NET LEASE, INC
10-K - DECEMBER 31, 2024 COMPARED TO 10-K - DECEMBER 31, 2023

The following comparison report has been automatically generated

TOTAL DELTAS	2947
CHANGES	475
DELETIONS	1404
ADDITIONS	1068

UNITED STATES
SECURITIES AND EXCHANGE COMMISSION
WASHINGTON, D.C. 20549

FORM 10-K

(Mark One)

☒ ANNUAL REPORT PURSUANT TO SECTION 13 OR 15(d) OF THE SECURITIES EXCHANGE ACT OF 1934

For the fiscal year ended December 31, 2023 2024

OR

☐ TRANSITION REPORT PURSUANT TO SECTION 13 OR 15(d) OF THE SECURITIES EXCHANGE ACT OF 1934

For the transition period from _____ to _____

Commission file number 001-39529

BROADSTONE NET LEASE, INC.

(Exact name of registrant as specified in its charter)

Maryland

(State or other jurisdiction of
incorporation or organization)

26-1516177

(I.R.S. Employer
Identification No.)

207 High Point Drive Suite 300 Victor, New York

(Address of principal executive offices)

14564

(Zip Code)

(585) 287-6500

(Registrant's telephone number, including area code)

Securities registered pursuant to Section 12(b) of the Act:

Title of each class	Trading Symbol(s)	Name of each exchange on which registered
Common Stock, \$0.00025 par value	BNL	The New York Stock Exchange

Securities registered pursuant to Section 12(g) of the Act: Common Stock, par value \$0.00025 per share

Indicate by check mark if the registrant is a well-known seasoned issuer, as defined in Rule 405 of the Securities Act. Yes ☒ No ☐

Indicate by check mark if the registrant is not required to file reports pursuant to Section 13 or Section 15(d) of the Act. Yes ☐ No ☒

Indicate by check mark whether the registrant (1) has filed all reports required to be filed by Section 13 or 15(d) of the Securities Exchange Act of 1934 during the preceding 12 months (or for such shorter period that the registrant was required to file such reports), and (2) has been subject to such filing requirements for the past 90 days. Yes ☒ No ☐

Indicate by check mark whether the registrant has submitted electronically every Interactive Data File required to be submitted pursuant to Rule 405 of Regulation S-T (§ 232.405 of this chapter) during the preceding 12 months (or for such shorter period that the registrant was required to submit such files). Yes ☒ No ☐

Indicate by check mark whether the registrant is a large accelerated filer, an accelerated filer, a non-accelerated filer, a smaller reporting company, or an emerging growth company. See the definitions of "large accelerated filer," "accelerated filer," "smaller reporting company," and "emerging growth company" in Rule 12b-2 of the Exchange Act.

Large accelerated filer

☒

Non-accelerated filer

☐

Accelerated filer

☐

Smaller reporting company

☐

Emerging growth company

☐

If an emerging growth company, indicate by check mark if the registrant has elected not to use the extended transition period for complying with any new or revised financial accounting standards provided pursuant to Section 13(a) of the Exchange Act. ☐

Indicate by check mark whether the registrant has filed a report on and attestation to its management’s assessment of the effectiveness of its internal control over financial reporting under Section 404(b) of the Sarbanes-Oxley Act (15 U.S.C. 7262(b)) by the registered public accounting firm that prepared or issued its audit report. ☒

If securities are registered pursuant to Section 12(b) of the Act, indicate by check mark whether the financial statements of the registrant included in the filing reflect the correction of an error to previously issued financial statements. Yes ☐ No ☒

Indicate by check mark whether any of those error corrections are restatements that required a recovery analysis of incentive-based compensation received by any of the registrant’s executive officers during the relevant recovery period pursuant to § 240.10D-1(b). Yes ☐ No ☒

Indicate by check mark whether the registrant is a shell company (as defined in Rule 12b-2 of the Act). Yes ☐ No ☒

As of **June 30, 2023** **June 30, 2024** (the last business day of the registrant’s most recently completed second fiscal quarter), the aggregate market value of the registrant’s shares of common stock, \$0.00025 par value, held by non-affiliates of the registrant, was **\$2.9** **3.0** billion based on the last reported sale price of **\$15.44** **\$15.87** per share on the New York Stock Exchange on **June 30, 2023** **June 30, 2024**. There were **187,707,247** **188,798,660** shares of the Registrant’s common stock, \$0.00025 par value per share outstanding as of **February 20, 2024** **February 14, 2025**.

Documents Incorporated by Reference

Part III, Items 10, 11, 12, 13, and 14 of this annual report incorporate by reference certain specific portions of Broadstone Net Lease, Inc.’s definitive proxy statement for its 2023 Annual Meeting of Stockholders, which will be filed with the Securities and Exchange Commission no later than 120 days after the end of the registrant’s fiscal year. Only those portions of the proxy statement that are specifically incorporated by reference herein shall constitute a part of this Annual Report on Form 10-K.

BROADSTONE NET LEASE, INC.
TABLE OF CONTENTS

	Page
Cautionary Note Regarding Forward-Looking Statements	3
PART I	
Item 1. Business	4
Item 1A. Risk Factors	18
Item 1B. Unresolved Staff Comments	38
Item 1C. Cybersecurity	38
Item 2. Properties	39
Item 3. Legal Proceedings	39
Item 4. Mine Safety Disclosures	39
PART II	
Item 5. Market for Registrant’s Common Equity, Related Stockholder Matters and Issuer of Purchases of Equity Securities	40

Item 6.	Selected Financial Data	41
Item 7.	Management's Discussion and Analysis of Financial Condition and Results of Operations	42
Item 7A.	Quantitative and Qualitative Disclosures About Market Risk	57 60
Item 8.	Financial Statements and Supplementary Data	58 61
Item 9.	Changes in and Disagreements with Accountants on Accounting and Financial Disclosure	93 96
Item 9A.	Controls and Procedures	93 96
Item 9B.	Other Information	95 98
Item 9C.	Disclosure Regarding Foreign Jurisdictions That Prevent Inspections	95 98
PART III		
Item 10.	Directors, Executive Officers and Corporate Governance	96 99
Item 11.	Executive Compensation	96 99
Item 12.	Security Ownership of Certain Beneficial Owners and Management and Related Stockholder Matters	96 99
Item 13.	Certain Relationships and Related Transactions, and Director Independence	96 99
Item 14.	Principal Accountant Fees and Services	96 99
PART IV		
Item 15.	Exhibits and Financial Statement Schedules	97 100
Item 16.	Form 10-K Summary	97 100

Cautionary Note Regarding Forward-Looking Statements

This Annual Report on Form 10-K contains forward-looking statements, which reflect our current views regarding our business, financial performance, growth prospects and strategies, market opportunities, and market trends, that are intended to be made pursuant to the safe harbor provisions of Section 27A of the Securities Act of 1933, as amended (the "Securities Act") and Section 21E of the Securities Exchange Act of 1934, as amended (the "Exchange Act"). Forward-looking statements include all statements that are not historical facts. In some cases, you can identify these forward-looking statements by the use of words such as "outlook," "believes," "expects," "potential," "continues," "may," "will," "should," "could," "seeks," "approximately," "projects," "predicts," "intends," "plans," "estimates," "anticipates," or the negative version of these words or other comparable words. All of the forward-looking statements included in this Annual Report on Form 10-K are subject to various risks and uncertainties. Assumptions relating to the foregoing involve judgments with respect to, among other things, future economic, competitive and market conditions, and future business decisions, all of which are difficult or impossible to predict accurately and many of which are beyond our control. Although we believe that the expectations reflected in such forward-looking statements are based on reasonable assumptions, our actual results, performance, and achievements could differ materially from those expressed in or by the forward-looking statements and may be affected by a variety of risks and other factors. Accordingly, there are or will be important factors that could cause actual outcomes or results to differ materially from such forward-looking statements.

Important factors that could cause results to differ materially from the forward-looking statements are described in Item 1. "Business," Item 1A. "Risk Factors," and Item 7. "Management's Discussion and Analysis of Financial Condition and Results of Operations" in this Annual Report on Form 10-K. The "Risk Factors" section should not be construed as exhaustive and should be read in conjunction with other cautionary statements included elsewhere in this Annual Report on Form 10-K.

You are cautioned not to place undue reliance on any forward-looking statements included in this Annual Report on Form 10-K. All forward-looking statements are made as of the date of this Annual Report on Form 10-K and the risk that actual results, performance, and achievements will differ materially from the expectations expressed in or referenced by this Annual Report on Form 10-K will increase with the passage of time. We undertake no obligation to publicly update or review any forward-looking statement, whether as a result of new information, future developments, or otherwise, except as required by law.

Regulation FD Disclosures

We use any of the following to comply with our disclosure obligations under Regulation FD: U.S. Securities and Exchange Commission ("SEC") filings, press releases, public conference calls, or our website. We routinely post important information on our website at www.broadstone.com, including information that may be deemed material. We encourage our shareholders and others interested in our company to monitor these distribution channels for material disclosures. Our website address is included in this Annual Report on Form 10-K as a textual reference only and the information on the website is not incorporated by reference in this Annual Report on Form 10-K.

Explanatory Note and Certain Defined Terms

Except where the context suggests otherwise, as used in this Annual Report on Form 10-K, the terms "BNL," "we," "us," "our," and "our company" refer to Broadstone Net Lease, Inc., a Maryland corporation incorporated on October 18, 2007, and, as required by context, Broadstone Net Lease, LLC, a New York limited liability company, which we refer to as the or our "OP," and to their respective subsidiaries. The membership units not owned by our company are referred to as "OP Units" or and are recorded as non-controlling interests. interests in the Consolidated Financial Statements.

Unless the context otherwise requires, the following terms and phrases are used throughout this Annual Report on Form 10-K as described below:

- "annualized base rent" or "ABR" means the annualized contractual cash rent due for the last month of the reporting period, excluding the impacts of short-term rent deferrals, abatements, or free rent, and add remove rent from properties sold during the month and to include a full month of contractual cash rent for investments made during the month;
- "investments" or amounts "invested" include real estate investments in new property acquisitions, revenue generating capital expenditures, whereby we agree to fund certain expenditures in exchange for ir rents that often include rent escalations and terms consistent with that of the underlying lease, development funding opportunities, build-to-suit developments, and real estate lending opportunities, transitiona which represent shorter term investments and currently includes a preferred equity investment, and exclude capitalized costs;
- "cash capitalization rate" represents either (1) for acquisitions and new build-to-suit developments, the estimated first year cash yield to be generated on a real estate investment, which was estimated at the investment based on the contractually specified cash base rent for the first full year after the date of the investment, divided by the purchase price for the property excluding capitalized acquisition costs, c dispositions, the property's ABR in effect immediately prior to the disposition, properties, divided by the estimated first year disposition price, or (3) for transitional capital, the contractual cash yield to be g subsequent to disposition based on contractually specified cash base rent divided by the disposition price; total invested capital;
- "CPI" means the Consumer Price Index for All Urban Consumers (CPI-U): U.S. City Average, All Items, as published by the U.S. Bureau of Labor Statistics, or other similar index which is a measure of the change over time in the prices paid by urban consumers for a market basket of consumer goods and services;
- "occupancy" or a specified percentage of our portfolio that is "occupied" or "leased" means as of a specified date the quotient of (1) the total rentable square footage of our properties minus the square footag properties that are vacant and from which we are not receiving any rental payment, and (2) the total square footage of our properties; and
- "Revolving Credit Facility" means our \$1.0 billion unsecured revolving credit facility, dated January 28, 2022, with J.P. Morgan Chase Bank, N.A., as an administrative agent and the other lenders party thereto
- "straight-line yield" represents the estimated first year yield to be generated on a real estate investment, which was computed at the time of investment based on the straight-line annual rental income computed in accordance with GAAP, divided by the purchase price.

3

Part I.

Item 1. Business

The Company

We are an industrial-focused, diversified net lease real estate investment trust ("REIT") that invests in primarily single-tenant commercial real estate properties that are net leased on a long-term basis to a diversified group of tenants. As of December 31, 2023 December 31, 2024, our portfolio includes 796 765 properties, with 789 758 properties located in 44 U.S. states and seven properties located in four Canadian provinces.

We expect to achieve growth in revenues and earnings through our four core building blocks, which are (1) embedded same store net operating income growth through best-in-class portfolio rent escalations, stable rent collections, minimal credit losses, strong lease rollover outcomes, and accretive recycling, (2) revenue generating capital expenditures with existing tenants, (3) build-to-suit developments, and (4) a diversified acquisition pipeline.

We focus on investing in real estate that is operated by creditworthy single tenants in industries characterized by positive business drivers and trends. We target properties that are an integral part of the tenants' businesses and are therefore opportunities to secure long-term net leases through which our tenants are able to retain operational control of their strategically important locations, while allocating their debt and equity capital to fund core business operations rather than real estate ownership.

- **Diversified Investment Strategy.** We invest in real estate through property acquisitions, revenue generating capital expenditures, build-to-suit developments, and transitional capital. Our investments in these alternatives fluctuate from time to time depending on macroeconomic conditions and business or market trends. Our strong relationships with brokers, developers, and tenants provides access to, off-market and marketed investment opportunities. Off-market transactions are characterized by a lack of a formal marketing process and a lack of widely disseminated marketing materials. Marketed transactions are often characterized by extensive buyer competition. For all investments, we seek to maintain our portfolio's diversification by property type, geography, tenant, and industry in an effort to reduce fluctuations in income caused by under-performing individual real estate assets or adverse economic conditions affecting an entire industry or geographic region.

Diversified Portfolio. As of ~~December 31, 2023~~ December 31, 2024, our portfolio comprised approximately ~~38.3 million~~ 39.4 million rentable square feet of operational space, was highly diversified based on property type, geography, tenant, and industry, and was cross-diversified within each (e.g., property-type diversification within a geographic concentration):

- **Property Type:** We are primarily diversified across industrial ~~healthcare, restaurant, and retail and office~~ property types. Within these sectors, we have meaningful concentrations in manufacturing, distribution and warehouse, food processing, ~~general merchandise, casual dining, clinical, and quick service restaurants, and general merchandise, restaurants.~~
- **Geographic Diversification:** Our properties are located in 44 U.S. states and four Canadian provinces, with no single geographic concentration exceeding ~~9.7%~~ 9.6% of our ABR.
- **Tenant and Industry Diversification:** Our properties are occupied by ~~approximately 220~~ 202 different commercial tenants who operate ~~208 different 190 distinct~~ brands that are diversified across ~~53 differing 55 varying~~ industries, with no single tenant accounting for more than 4.1% of our ABR.

Strong In-Place Leases with Significant Remaining Lease Term. As of ~~December 31, 2023~~ December 31, 2024, our portfolio was approximately ~~99.4%~~ 99.1% leased with an ABR weighted average remaining lease term of approximately ~~10.5~~ 10.2 years, excluding renewal options.

Standard Contractual Base Rent Escalation. Approximately ~~97.3%~~ 97.4% of our leases have contractual rent escalations, with an ABR weighted average ~~minimum~~ increase of 2.0%.

Extensive Tenant Financial Reporting. Approximately ~~93.8%~~ 94.2% of our tenants, based on ABR, provide financial reporting, of which ~~86.0%~~ 85.6% are required to provide us with specified financial information on a periodic basis, and an additional ~~7.8%~~ 8.6% of our tenants report financial statements publicly, either through SEC filings or otherwise.

4

2023 2024 Highlights

Operating Highlights

- Invested ~~\$165.6 million~~ \$404.8 million, including ~~\$97.2 million~~ \$234.3 million in ~~three development funding opportunities, new property acquisitions, \$115.3 million build-to-suit developments, \$52.2 million in transitional capital, and \$68.4 million~~ \$3.0 million in ~~four revenue generating capital expenditures in one existing property new property acquisitions and revenue generating capital expenditures in eight existing properties at had a weighted average initial cash capitalization rate of 7.2% with a weighted average remaining lease term of 15.5 10.8 years, and minimum weighted average annual rent increases increase of 1.8% 2.4%, and a weighted a straight-line yield of 8.1%.~~
- ~~Sold 14~~ Substantially completed our clinical healthcare simplification strategy by selling 58 properties at a weighted average cash capitalization rate of ~~6.0%~~ 7.8%, for proceeds of ~~\$200.1 million, recognizing \$364.0 million. As a \$35.0 million gain over original purchase price, result, we updated our core property types to industrial and other to align with the composition of our remaining portfolio.~~
- Maintained strong occupancy levels throughout the year, ending with ~~99.4%~~ 99.1%.
- Collected ~~99.8%~~ 99.1% of base rents due during the ~~year, year for all properties under lease.~~
- Generated net income of ~~\$163.3 million~~ \$169.0 million or ~~\$0.83~~ \$0.86 per diluted share.
- Generated funds from operations ("FFO") of ~~\$298.6 million~~ \$300.7 million or \$1.52 per diluted share.
- Generated core funds from operations ("Core FFO") of ~~\$298.9 million~~ \$295.5 million or ~~\$1.52~~ \$1.50 per diluted share.
- Generated adjusted funds from operations ("AFFO") of ~~\$277.7 million~~ \$282.0 million or ~~\$1.41~~ \$1.43 per diluted ~~share, share, representing a 1.4% increase comp 2023.~~
- Ended the year with total outstanding debt and Net Debt of \$1.9 billion ~~and, Pro Forma Net Debt of \$1.9 billion, a Net Debt to Annualized Adjusted EBITDAr ("Leverage Ratio") of 5.0x. 5.0x, and a Pro Forma Net Debt to Annualized Adjusted EBITDAr ratio of 4.9x.~~

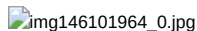
FFO, Core FFO, AFFO, Net Debt, ~~Pro Forma Net Debt, Annualized Adjusted EBITDAr, and Pro Forma Net Debt to Annualized Adjusted EBITDAr~~ are performance measures that are not calculated in accordance with accounting principles generally accepted in the United States of America ("GAAP"). We present these non-GAAP measures as we believe certain investors and other users of our financial information use them as part of their evaluation of our historical operating performance. See Item 7. "Management's Discussion and Analysis of Financial Condition and Results of Operations" of this Annual Report on Form 10-K under the heading *Non-GAAP Measures*, which includes discussion of the definition, purpose, and use of these non-GAAP measures as well as a reconciliation of each to the most comparable GAAP measure.

5

Our Real Estate Investment Portfolio

The following charts summarize our portfolio diversification by property type, tenant, brand, industry, and geographic location as of **December 31, 2023** **December 31, 2024**. These portfolio statistics exclude transitional capital investments. The percentages below are calculated based on our ABR of **\$392.2 million** **\$395.5 million** as of **December 31, 2023** **December 31, 2024**.

Diversification by Property Type



Property Type	# Properties	ABR ('000s)	ABR as a % of Total		SF as a % of Total	
			Portfolio	Square Feet ('000s)	Portfolio	
Industrial						
Manufacturing	80	\$ 65,675	16.8%	12,178	31.8%	
Distribution & Warehouse	45	51,859	13.2%	9,212	24.1%	
Food Processing	33	46,630	11.9%	5,442	14.2%	
Flex and R&D	6	16,061	4.1%	1,157	3.0%	
Industrial Services	23	11,877	3.0%	607	1.6%	
Cold Storage	4	9,978	2.5%	724	1.9%	
Untenanted	1	—	0.0%	122	0.3%	
Industrial Total	192	202,080	51.5%	29,442	76.9%	
Healthcare						
Clinical	52	27,570	7.0%	1,090	2.9%	
Healthcare Services	29	11,853	3.0%	478	1.2%	
Animal Health Services	27	11,054	2.8%	405	1.1%	
Surgical	12	10,675	2.7%	329	0.9%	
Life Science	9	8,011	2.1%	550	1.4%	
Healthcare Total	129	69,163	17.6%	2,852	7.5%	
Restaurant						
Casual Dining	100	27,167	7.0%	662	1.7%	
Quick Service Restaurants	148	25,966	6.6%	502	1.3%	
Restaurant Total	248	53,133	13.6%	1,164	3.0%	
Retail						
General Merchandise	132	25,018	6.4%	1,865	4.9%	
Automotive	64	11,790	3.0%	757	1.9%	
Home Furnishings	13	7,265	1.9%	797	2.1%	
Child Care	2	726	0.1%	20	0.1%	
Retail Total	211	44,799	11.4%	3,439	9.0%	
Office						
Strategic Operations	6	10,450	2.7%	632	1.7%	
Corporate Headquarters	7	8,527	2.2%	409	1.1%	
Call Center	2	4,049	1.0%	287	0.7%	
Untenanted	1	—	0.0%	46	0.1%	
Office Total	16	23,026	5.9%	1,374	3.6%	
Total	796	\$ 392,201	100.0%	38,271	100.0%	
			ABR as a % of Total		SF as a % of Total	

Property Type	# of Properties	ABR ('000s)	Portfolio	Square Feet ('000s)	Portfolio
Industrial					
Manufacturing	80	\$ 69,835	17.7 %	12,319	31.3 %
Distribution & Warehouse	49	69,247	17.5 %	10,446	26.6 %
Food Processing	34	49,613	12.5 %	5,736	14.6 %
Flex and R&D	10	22,088	5.6 %	1,606	4.1 %
Industrial Services	29	14,880	3.8 %	725	1.8 %
Cold Storage	3	10,046	2.5 %	723	1.8 %
In-process Developments	3	—	—	—	—
Untenanted	2	—	—	343	0.9 %
Industrial Total	210	235,709	59.6 %	31,898	81.1 %
Retail					
General Merchandise	138	29,427	7.4 %	2,196	5.6 %
Casual Dining	102	27,381	6.9 %	674	1.7 %
Quick Service Restaurants	151	26,617	6.7 %	514	1.3 %
Automotive	65	12,069	3.1 %	764	1.9 %
Animal Services	27	11,326	2.9 %	419	1.1 %
Home Furnishings	13	7,386	1.9 %	797	2.0 %
Healthcare Services	18	6,014	1.5 %	220	0.6 %
Education	5	3,246	0.8 %	128	0.3 %
In-process Developments	1	—	—	—	—
Retail Total	520	123,466	31.2 %	5,712	14.5 %
Other					
Office	14	23,642	6.0 %	1,311	3.3 %
Clinical & Surgical	21	12,664	3.2 %	433	1.1 %
Other Total	35	36,306	9.2 %	1,744	4.4 %
Total	765	\$ 395,481	100.0 %	39,354	100.0 %

Diversification by Tenant

Tenant	Property Type	# Properties	ABR (^{'000s})	ABR as a % of Total Portfolio	Square Feet (^{'000s})	SF as a % of Total Portfolio	Property Type	# of Properties	ABR (^{'000s})	ABR as a % of Total Portfolio	Square Feet (^{'000s})	SF as a % of Total Portfolio
Roskam Baking Company *	Food Processing	7	\$ 15,917	4.1 %	2,250	5.9 %						
Roskam Baking Company, LLC*	Food Processing	7	\$ 16,236	4.1 %	2,250	5.7 %						
United Natural Foods, Inc.	Distribution & Warehouse	1	13,680	3.5 %	1,016	2.6 %						
AHF, LLC *	Distribution & Warehouse/ Manufacturing	8	9,378	2.4 %	2,284	6.0 %	Distribution & Warehouse/Manufacturing	8	9,612	2.4 %	2,284	5.8 %
Joseph T. Ryerson & Son, Inc	Distribution & Warehouse	11	7,780	2.0 %	1,599	4.2 %	Distribution & Warehouse	11	7,897	2.0 %	1,599	4.1 %
Jack's Family Restaurants LP*	Quick Service Restaurants	43	7,456	1.9 %	147	0.3 %						
Jack's Family Restaurants LP*	Quick Service Restaurants	43	7,605	1.9 %	147	0.4 %						
Tractor Supply Company	General Merchandise	23	6,449	1.6 %	462	1.2 %						
J. Alexander's, LLC *	Casual Dining	16	6,207	1.6 %	131	0.3 %	Casual Dining	16	6,300	1.6 %	131	0.3 %
Axcelis Technologies, Inc.	Flex and R&D	1	6,126	1.6 %	417	1.1 %	Flex and R&D	1	6,263	1.6 %	417	1.1 %
Salm Partners, LLC*	Food Processing	2	6,062	1.5 %	368	1.0 %						
Red Lobster Hospitality & Red Lobster Restaurants LLC*	Casual Dining	18	6,060	1.5 %	147	0.4 %						
Hensley & Company*	Distribution & Warehouse	3	5,989	1.5 %	577	1.5 %						
Dollar General Corporation	General Merchandise	60	5,977	1.5 %	562	1.5 %						
Nestle' Dreyer's Ice Cream Company	Cold Storage	2	6,219	1.6 %	503	1.3 %						
Salm Partners, LLC*	Food Processing	2	6,170	1.6 %	427	1.0 %						
Total Top 10 Tenants		169	76,952	19.6 %	8,482	22.2 %		114	86,431	21.9 %	9,236	23.5 %
BluePearl Holdings, LLC**	Animal Health Services	13	5,693	1.4 %	165	0.4 %						
Hensley & Company*	Distribution & Warehouse	3	6,109	1.5 %	577	1.5 %						
Dollar General Corporation	General Merchandise	60	5,992	1.5 %	562	1.4 %						
BluePearl Holdings, LLC**	Animal Services	13	5,846	1.5 %	159	0.4 %						
Red Lobster Hospitality & Red Lobster Restaurants LLC*	Casual Dining	18	5,563	1.4 %	147	0.4 %						
Outback Steakhouse of Florida LLC* (a)	Casual Dining	22	5,544	1.4 %	140	0.4 %						
Krispy Kreme Doughnut Corporation	Quick Service Restaurants/ Food Processing	27	5,538	1.4 %	156	0.4 %	Quick Service Restaurants/ Food Processing	27	5,538	1.4 %	156	0.4 %

Outback Steakhouse of Florida LLC ¹	Casual Dining	22	5,454	1.4 %	140	0.4 %
Tractor Supply Company	General Merchandise	21	5,360	1.4 %	417	1.1 %
Big Tex Trailer Manufacturing, Inc.*	Automotive/ Distribution & Warehouse/ Manufacturing/ Corporate Headquarters	17	5,056	1.3 %	1,302	3.4 %
Nestle' Dreyer's Ice Cream Company ²	Cold Storage	1	4,611	1.2 %	309	0.8 %
Carvana, LLC*	Industrial Services	2	4,590	1.2 %	230	0.6 %
Arkansas Surgical Hospital	Surgical	1	4,588	1.2 %	129	0.3 %
Klosterman Bakery*	Food Processing	11	4,568	1.1 %	549	1.4 %
Chiquita Holdings Limited	Food Processing	1	4,420	1.1 %	335	0.9 %
Big Tex Trailer Manufacturing Inc.*	Automotive/Distribution & Warehouse/Manufacturing/Office	17	5,157	1.3 %	1,302	3.3 %
Arkansas Surgical Hospital, LLC	Clinical & Surgical	1	4,702	1.2 %	129	0.3 %
Carvana, LLC*	Industrial Services	2	4,672	1.2 %	230	0.6 %
Jelly Belly Candy Company	Distribution & Warehouse/Food Processing/General Merchandise	5	4,648	1.2 %	575	1.4 %
Total Top 20 Tenants		285	\$ 126,830	32.3 %	12,214	31.9 %

¹ (a) Tenant's properties include 20 Outback Steakhouse restaurants and two Carrabba's Italian Grill restaurants.

² Nestle's ABR excludes \$1.6 million of rent paid under a sub-lease for an additional property, which will convert to a prime lease no later than August 2024.

* Subject to a master lease.

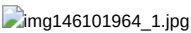
** Includes properties leased by multiple tenants, some, not all, of which are subject to master leases.

Diversification by Industry

	ABR as a %				SF as a %		ABR as a %				SF as a %				
			of Total	Square Feet	of Total			of Total	Square Feet	of Total					
Tenant Industry	# Properties	ABR ('000s)	Portfolio	('000s)	Portfolio	# of Properties	ABR ('000s)	Portfolio	('000s)	Portfolio	# of Properties	ABR ('000s)	Portfolio	('000s)	Portfolio
Healthcare Facilities	104	\$ 54,973	14.0 %	2,062	5.4 %										
Restaurants	251	53,973	13.8 %	1,207	3.2 %	257	\$ 54,839	13.9 %	1,231	3.1 %					
Packaged Foods & Meats	29	41,046	10.5 %	4,713	12.3 %	35	48,033	12.1 %	5,541	14.1 %					
Distributors	27	17,477	4.5 %	2,757	7.2 %										
Food Distributors	7	26,576	6.7 %	2,534	6.4 %										
Healthcare Facilities	48	23,990	6.1 %	852	2.2 %										
Auto Parts & Equipment	44	15,599	4.0 %	2,710	7.1 %	46	20,739	5.2 %	3,168	8.0 %					
Specialty Stores	31	14,362	3.7 %	1,338	3.5 %	36	18,594	4.7 %	1,637	4.2 %					
Food Distributors	8	14,206	3.6 %	1,712	4.5 %										
Distributors	27	17,820	4.5 %	2,757	7.0 %										
Home Furnishing Retail	18	12,914	3.3 %	1,858	4.9 %	17	12,281	3.1 %	1,692	4.3 %					
Specialized Consumer Services	45	11,842	3.0 %	709	1.9 %	46	12,157	3.1 %	716	1.8 %					
Metal & Glass Containers	8	10,229	2.6 %	2,206	5.8 %	8	10,696	2.7 %	2,206	5.6 %					
Industrial Machinery	20	9,910	2.5 %	1,949	5.0 %										
General Merchandise Stores	96	9,716	2.5 %	880	2.3 %	96	9,819	2.5 %	880	2.2 %					
Industrial Machinery	20	9,654	2.5 %	1,949	5.1 %										
Forest Products	8	9,378	2.4 %	2,284	6.0 %	8	9,612	2.4 %	2,284	5.8 %					
Healthcare Services	18	9,371	2.4 %	515	1.3 %	17	9,507	2.4 %	507	1.3 %					
Internet & Direct Marketing Retail	3	7,057	1.8 %	447	1.2 %										
Other (38 industries)	84	100,404	25.4 %	10,700	27.7 %										
Electronic Components	2	7,129	1.8 %	466	1.2 %										

Other (40 industries)	93	103,779	26.3 %	10,591	26.9 %					
Untenanted properties	2	—	—	224	0.6 %	2	—	—	343	0.9 %
Total	796	\$ 392,201	100.0 %	38,271	100.0 %	765	\$ 395,481	100.0 %	39,354	100.0 %

Diversification by Geographic Location



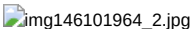
ABR as a % of Total Portfolio						ABR as a % of Total Portfolio					
State	# of Properties	ABR (\$'000s)	Total Portfolio	Square Feet ('000s)	% of Total	State	# of Properties	ABR (\$'000s)	Total Portfolio	Square Feet ('000s)	% of Total
TX	69	\$ 38,110	9.7 %	3,603	9.4 %	WA	15	\$ 4,384	1.1 %	150	0.4 %
MI	55	33,060	8.4 %	3,810	10.0 %	LA	4	3,407	0.9 %	194	0.5 %
FL	30	25,527	6.5 %	1,661	4.3 %	SC	14	3,519	0.9 %	323	0.8 %
CA	17	24,293	6.1 %	2,282	5.8 %	NE	6	3,363	0.9 %	509	1.3 %
IL	32	24,383	6.2 %	2,424	6.3 %	MS	11	3,370	0.9 %	430	1.1 %
WI	35	23,096	5.9 %	2,163	5.7 %	NE	6	3,286	0.8 %	509	1.3 %
CA	13	19,617	5.0 %	1,718	4.5 %	SC	13	2,986	0.8 %	308	0.8 %
FL	42	16,319	4.2 %	840	2.2 %	IA	4	2,819	0.7 %	622	1.6 %
OH	47	16,308	4.2 %	1,582	4.1 %	NM	9	2,779	0.7 %	107	0.3 %
IN	32	16,240	4.1 %	1,906	5.0 %	CO	4	2,545	0.6 %	126	0.3 %
MN	21	15,668	4.0 %	2,500	6.5 %	UT	3	2,492	0.6 %	280	0.7 %
TN	49	15,225	3.9 %	1,093	2.9 %	MD	3	2,174	0.6 %	205	0.5 %
IN	28	14,091	3.6 %	1,852	4.7 %	MD	3	2,112	0.5 %	205	0.5 %
AL	52	12,394	3.1 %	863	2.2 %	CT	2	1,898	0.5 %	55	0.1 %
GA	34	12,055	3.0 %	1,576	4.0 %	MT	7	1,602	0.4 %	43	0.1 %
NC	36	12,491	3.2 %	1,135	3.0 %	CT	2	1,837	0.5 %	55	0.1 %
AL	53	12,418	3.2 %	873	2.3 %	ND	3	1,726	0.4 %	48	0.1 %
PA	22	10,002	2.5 %	1,836	4.7 %	ND	2	1,024	0.3 %	24	0.1 %
KY	23	9,127	2.3 %	927	2.4 %	VT	2	432	0.1 %	24	0.1 %
MO	19	8,941	2.3 %	1,260	3.2 %	WY	1	338	0.1 %	21	0.1 %
OK	25	8,908	2.3 %	1,006	2.6 %	NV	1	277	0.1 %	6	0.0 %
AZ	9	11,929	3.0 %	909	2.4 %	MT	7	1,582	0.4 %	43	0.1 %
GA	33	11,894	3.0 %	1,576	4.1 %	DE	4	1,180	0.3 %	133	0.3 %
KY	24	9,832	2.5 %	962	2.5 %	VT	2	426	0.1 %	20	0.1 %
PA	22	9,807	2.5 %	1,836	4.8 %	WY	1	307	0.1 %	25	0.1 %
NY	26	9,467	2.4 %	680	1.8 %	NV	1	272	0.1 %	6	0.0 %
OK	24	8,415	2.1 %	990	2.6 %	OR	1	136	0.0 %	9	0.0 %
MA	3	6,692	1.7 %	444	1.1 %	Total					
						U.S.	758	\$ 387,763	98.1 %	38,925	98.9 %

AR	11	7,855	2.0 %	283	0.7 %	SD	1	81	0.0 %	9	0.0 %	9	6,675	1.7 %	277	0.7 %	BC	2	4,535	1.1 %
MA	3	6,548	1.7 %	444	1.2 %	Total														
MO	12	6,231	1.6 %	1,138	3.0 %	U.S.	789	\$ 383,657	97.8 %	37,841	98.8 %									
VA	17	5,550	1.4 %	204	0.5 %	BC	2	4,992	1.2 %	253	0.7 %									
KS	10	5,495	1.4 %	643	1.7 %	ON	3	2,168	0.6 %	101	0.3 %									
WV	17	4,997	1.3 %	884	2.3 %	AB	1	1,027	0.3 %	55	0.1 %	10	5,530	1.4 %	643	1.6 %	ON	3	1,944	0.5 %
VA	15	5,056	1.3 %	178	0.5 %	MB	1	357	0.1 %	21	0.1 %	17	5,100	1.3 %	884	2.2 %	AB	1	914	0.2 %
NJ	3	4,913	1.3 %	366	1.0 %	MB	1	325	0.1 %	24	0.1 %									
						Total											Total			
						Canada	7	\$ 8,544	2.2 %	430	1.2 %	3	4,918	1.2 %	366	0.9 %	Canada	7	\$ 7,718	1.9 %
						Grand											Grand			
						Total	796	\$ 392,201	100.0 %	38,271	100.0 %						Total	765	\$ 395,481	100.0 %

Our Leases

We typically lease our properties pursuant to long-term net leases with initial terms of 10 years or more that often have renewal options. Substantially all of our leases are net, meaning our tenants are generally obligated to pay all expenses associated with the leased property (such as real estate taxes, insurance, maintenance, repairs, and capital costs). In scenarios where we lease multiple properties to a single tenant (multi-site tenants), we seek to use master lease structures on an all-or-none basis. When we acquire properties associated with a tenant that has an existing master lease structure with us, we seek to add the new properties to the existing master lease structure to strengthen the existing lease with such tenant. As of **December 31, 2023** **December 31, 2024**, master leases contributed **69.0%** **69.1%** of the ABR associated with multi-site tenants **(406 (394 of 675 656** properties)), and **41.5%** **41.4%** of our overall ABR **(406 (394 of our 796 765** properties)).

As of **December 31, 2023** **December 31, 2024**, approximately **99.4%** **99.1%** of our portfolio, representing all but two of our properties, was subject to a lease. Because substantially all of our properties are leased under long-term leases, we are not currently required to perform significant ongoing leasing activities on our properties. As of **December 31, 2023** **December 31, 2024**, the ABR weighted average remaining term of our leases was approximately **10.5** **10.2** years. Approximately 3% of the properties in our portfolio are subject to leases without at least one renewal option. The following chart sets forth our lease expirations based upon the terms of the leases in place as of **December 31, 2023** **December 31, 2024**.



The following table presents certain information based on lease expirations by year.

Year	# Properties	# Leases	ABR ('000s)	ABR as a % of Total Portfolio	Square Feet ('000s)	SF as a % of Total Portfolio	# of Properties	# of Leases	ABR ('000s)	ABR as a % of Total Portfolio	Square Feet ('000s)	SF as a % of Total Portfolio
2024	5	5	\$ 4,817	1.2 %	482	1.3 %						
2025	19	21	7,105	1.8 %	394	1.0 %	15	16	\$ 4,680	1.2 %	251	0.6 %
2026	34	36	17,843	4.5 %	1,153	3.0 %	23	24	11,793	3.0 %	915	2.3 %
2027	29	30	24,903	6.3 %	2,079	5.4 %	28	30	25,762	6.5 %	2,257	5.7 %
2028	36	37	23,144	5.9 %	1,930	5.0 %	29	28	19,824	5.0 %	1,793	4.6 %
2029	73	74	23,921	6.1 %	2,754	7.2 %	61	36	18,519	4.7 %	2,596	6.6 %
2030	93	93	53,364	13.6 %	4,985	13.0 %	88	53	48,477	12.3 %	4,777	12.1 %
2031	33	33	8,724	2.2 %	805	2.1 %	31	26	8,181	2.1 %	835	2.1 %

2032	62	63	32,285	8.2 %	3,469	9.1 %	61	46	32,450	8.2 %	3,479	8.8 %
2033	50	50	19,398	4.9 %	1,593	4.2 %	49	23	18,949	4.8 %	1,409	3.6 %
2034	35	35	8,916	2.3 %	780	2.0 %	38	27	14,253	3.6 %	1,245	3.2 %
2035	19	19	13,947	3.6 %	2,021	5.3 %	20	16	15,184	3.8 %	2,116	5.4 %
2036	87	87	27,227	6.9 %	2,781	7.3 %	89	23	29,729	7.5 %	2,877	7.3 %
2037	20	20	16,284	4.2 %	1,110	2.9 %	26	12	23,883	6.0 %	1,870	4.8 %
2038	39	39	13,868	3.5 %	1,226	3.2 %	39	35	13,972	3.5 %	1,226	3.1 %
2039	11	11	8,125	2.1 %	928	2.4 %	11	7	21,208	5.4 %	1,758	4.5 %
2040	31	31	5,877	1.5 %	312	0.8 %	31	5	5,987	1.5 %	312	0.8 %
2041	38	38	16,507	4.2 %	1,363	3.6 %	39	8	16,919	4.3 %	1,367	3.5 %
2042	58	58	44,324	11.3 %	4,803	12.5 %	58	13	44,037	11.1 %	4,803	12.2 %
2043	12	12	12,107	3.1 %	795	2.1 %	12	5	11,014	2.8 %	796	2.0 %
2044	2	2	910	0.2 %	44	0.1 %						
Thereafter	10	10	9,515	2.6 %	2,284	6.0 %	9	2	9,750	2.5 %	2,285	5.8 %
Total leased properties	759	437	395,481	100.0 %	39,011	99.1 %						
In-process developments	4	4	—	—	—	—						
Untenanted properties	2	—	—	—	224	0.6 %	2	2	—	—	343	0.9 %
Total	796	802	\$ 392,201	100.0 %	38,271	100.0 %						
Total properties	765	443	\$ 395,481	100.0 %	39,354	100.0 %						


Substantially all of our leases provide for periodic contractual rent escalations. As of **December 31, 2023** **December 31, 2024**, leases contributing **97.3%****97.4%** of our ABR provided for increases in future ABR, generally ranging from 1.5% to 3.0% annually, with an ABR weighted average annual **minimum** increase equal to 2.0% of base rent. Generally, our rent escalators increase rent on specified dates by a fixed percentage. Our escalations provide us with a source of organic revenue growth and a measure of inflation protection. Additional information on lease escalation frequency and weighted average annual escalation rates as of **December 31, 2023** **December 31, 2024** is displayed below.

Lease Escalation Frequency	% of ABR	Weighted Average Annual Minimum Increase ⁽¹⁾	% of ABR	Weighted Average Annual Increase ^(a)
Annually	80.0 %	2.1 %	79.5 %	2.1 %
Every 2 years	0.1 %	1.8 %	0.1 %	1.8 %
Every 3 years	2.3 %	3.0 %	2.2 %	2.9 %
Every 4 years	1.1 %	2.4 %	1.0 %	2.4 %
Every 5 years	7.2 %	1.7 %	8.1 %	1.6 %
Every 6 years	0.1 %	1.7 %	0.1 %	1.7 %
Other escalation frequencies	6.5 %	1.6 %	6.4 %	1.5 %
Flat ^{(2) (b)}	2.7 %	—	2.6 %	—
Total/ABR Weighted Average	100.0 %	2.0 %	100.0 %	2.0 %

(1) (a) Represents the ABR weighted average annual **minimum** increase of the entire portfolio as if all escalations occurred annually. For leases where rent escalates by the greater of a stated fixed percentage change in CPI, we have assumed an escalation equal to the stated fixed percentage in the lease. As of **December 31, 2023** **December 31, 2024**, leases contributing **5.2%****4.8%** of our ABR provide for rent in equal to the lesser of a stated fixed percentage or the change in CPI. As any future increase in CPI is unknowable at this time, we have not included an increase in the rent pursuant to these leases in the average annual **minimum** increase presented.

(2) (b) Generally associated with investment grade **retail** tenants.

The escalation provisions of our leases (by percentage of ABR) as of **December 31, 2023** **December 31, 2024**, are displayed in the following chart:



If requested by a tenant, we may, subject to the tenant's history, creditworthiness, and other relevant considerations, agree to reimburse the tenant for property expansion or improvement costs, 100% of which it leases from us. In exchange for such reimbursement, we generally receive contractually specified rent that increases proportionally with our funding. Generally, the rent will increase proportionally with our funding, which typically allows us to achieve a consistent cash yield on our funding throughout improvement.

Transitional Capital

In addition to investing in new property acquisitions, revenue generating capital expenditures, and build-to-suit developments, we may, from time to time, invest in transitional capital opportunities, including preferred equity interests and real estate lending opportunities. Such investments are intended to be shorter in duration, offering an alternative source of financing.

The following table presents our transitional capital investments at December 31, 2024:

December 31, 2024	
Transitional Capital:	
Type	Preferred Equity
Investment ('000s) (a)	\$ 52,200
Stabilized cash capitalization rate (b)	8.0 %
Annualized initial cash NOI yield	7.6 %
Remaining term (years) (c)	2.5
Property type	Retail Center
Underlying property metrics	
Number of retail spaces	28
Rentable square footage ("SF") ('000s)	332
Weighted average remaining lease term (years)	4.0
Occupancy rate (based on SF) (d)	98.7 %
Quarterly rent collection	90.7 %

- (a) Agreement includes commitment to fund up to an additional \$7.8 million of preferred capital.
- (b) Represents stated yield with unpaid amounts accruing with preferential payment.
- (c) Agreement contains two one-year extension options subject to a 0.50% extension fee. Repayment at end of term subject to a \$3.5 million repayment fee.
- (d) Includes leases that have been executed but rent has not yet commenced.

Investment Guidelines

We seek to acquire, finance, and develop primarily freestanding, single-tenant commercial real estate properties located in the United States that are under lease and fully occupied at the time of acquisition or development completion. We also invest make additional investments in our properties with existing tenants through revenue generating capital expenditures, whereby we agree to fund certain capital expenditures in exchange for increased rents that often include rent escalations and terms consistent with that of the underlying lease. For all investments, we seek to maintain our portfolio's diversification by property type, geography, tenant, and industry in an effort to reduce fluctuations in income that can be caused by under-performing individual real estate assets underperforming investments or adverse economic conditions affecting an entire industry or geographic region. When evaluating whether a property acquisition would contribute to our overall portfolio's diversification, we take into account the total percentage a single property, tenant, or brand would represent in our overall portfolio, as well as geographic concentrations, both by the metropolitan statistical area and by state. While we consider these criteria when evaluating investment opportunities, we may also opportunistically pursue opportunistic investments that do not meet one or more of these factors if we assess that a transaction presents compelling risk-adjusted returns. We intend to primarily acquire portfolios and assets over time that will not result in any one tenant representing more than 5% of ABR. ABR on a sustained basis. We are currently focused primarily on investing in the industrial restaurant, and retail and consumer-centric healthcare and veterinary property types, and target specific acquisition opportunities within each property type in a highly selective manner.

- Industrial.** We focus on single-tenant manufacturing, warehouse and distribution facilities, food processing, refrigerated storage, flex-space, and research and development facilities where the tenant has a strong credit profile and experienced management team. We predominantly look for industrial assets where the real estate is mission critical to the tenant's operations, where the property sits on an essential or strategic location for the tenant, and where it would be difficult or more expensive for the tenant to relocate. We believe these characteristics translate into a higher degree of confidence in the long-term occupancy of our assets and the corresponding payment of contractual rental cash flows both during the initial term and over subsequent renewal periods. In contrast, we may also seek to own real estate that is fungible, located in strong markets with solid fundamentals, and are highly marketable to a broad array of potential end users to ensure long-term occupancy regardless of tenant. In both circumstances, we look for industrial properties that are located in close proximity to major transportation thoroughfares such as airports, ports, railways, major freeways or interstate highways.
- Restaurant.** We focus our restaurant investments primarily in single-tenant quick service restaurant and casual dining properties, with an emphasis on restaurants that are located in strong retail markets. We underwrite restaurant properties primarily based on the fundamental value of the underlying real estate, site level

performance, corporate owned location or experienced multi-unit franchise operators, and whether the property is subject to a master lease with multiple operating locations.

12

- **Retail.** We focus are primarily focused on long-term, fee simple, ownership of properties leased to national or large regional retailers operating in e-commerce resistant industries where the presence of a physical location is important to the end consumer and mission critical to the tenant. Our retail investments are primarily in single-tenant, net leased retail establishments in the general merchandise, casual dining, quick service restaurant, automotive, and animal services, home furnishings, industries, with an emphasis on market presence and necessity-based shopping, consumer-centric healthcare industries. We underwrite retail properties primarily based on the fundamental value of the underlying real estate, site level performance, corporate owned location or experienced multi-unit franchise operators, and whether the property is subject to a master lease with multiple operating locations.
- **Consumer-Centric Healthcare.** We focus place emphasis on consumer-centric healthcare real estate such as pet supplies and services, dialysis, dental care, and eye care. We primarily focus on properties with multiple alternative retail uses investments located in densely populated areas that are easily accessible to consumers. The services typically offered at these properties are not significantly affected by economic conditions or the regulatory environment and are often recession resilient. We underwrite consumer-centric healthcare properties based on the underlying real estate fundamentals, site level performance highly trafficked retail corridors with an emphasis on market presence, corporate owned location or experienced multi-unit franchise operators, and whether the property is subject to a master lease with multiple operating locations, strong demographic attributes.

Competition

The commercial real estate market is highly competitive. We compete for tenants to occupy our properties in all of our markets with other owners and operators of commercial real estate. We compete based on a number of factors that include location, rental rates, security, tenant quality, suitability of the property's design to prospective tenants' needs, and the manner in which the property is operated and marketed. The number of competing properties in a particular market could have a material effect on our occupancy levels, rental rates, and the operating expenses of certain of our properties.

In addition, we compete with other entities engaged in real estate investment activities to locate suitable properties to acquire, lenders to finance real estate transactions such as developments and revenue generating capital expenditures, and purchasers to buy our properties. These competitors include other REITs, private and institutional real estate investors, sovereign wealth funds, banks, insurance companies, investment banking firms, lenders, specialty finance companies, and other entities. Some of these competitors, including larger REITs, have substantially greater financial resources, including lower cost of capital, than we have. The relative size of their portfolios may allow them to absorb properties with lower returns or allow them to accept more risk on a given property than we can prudently manage, including risks with respect to the creditworthiness of tenants. In addition, these same entities may seek financing through similar channels to as us, and may have a higher target leverage profile. Competition from these REITs and other third-party real estate investors may limit the number of suitable investment opportunities available to us. It also may result in higher prices, lower yields, and a narrower spread of yields over our borrowing costs, making it more difficult for us to acquire new investments on attractive terms.

13

Human Capital

As of December 31, 2023 December 31, 2024, we employed 74 73 full-time employees, comprised of professional employees talented professionals engaged in origination, underwriting, closing, accounting and financial reporting, portfolio property and asset management, capital markets, and other corporate activities essential to our business.

Our At Broadstone, we are as passionate about our people as we are about real estate. The commitment to our employees is central to our ability to continue to deliver strong performance and financial results for our stockholders and other stakeholders. We are as passionate about our people as we are about real estate. We seek to create and cultivate an inclusive and engaging work environment dynamic culture for our employees, which allows us to attract, engage, and develop top talent to manage our business. We strive to provide our employees with a work environment that is free from discrimination and harassment, that respects and honors their differences and unique life experiences, and that enables employees the opportunity to develop and excel in their role roles and reach their full potential. We seek to provide a collaborative, creative workplace where people with unique talents can flourish, where their opinions are valued, and where their contributions are rewarded.

13

As part of our commitment to our employees, we are focused on the following initiatives:

- Employee Total Rewards and Wellness – We actively listen to, care for, and serve the needs of our employees, recognizing that they are our most valuable assets. To support their individual and group contributions drive our performance and success. As a result, we are focused on and invest in our team's overall wellness, and engagement. We prioritize meaningful investments in their well-being. We employ numerous strategies and initiatives to nurture focus on nurturing the physical, mental, and financial well-being of our employees and their dependents physical, mental, and emotional well-being, including, among other things, dependents. These include: competitive compensation programs including performance-based bonuses and equity programs for all, employee benefits (with employer-paid healthcare options), 401(k) with employer match and immediate vesting, generous paid time off programs with an annual corporate shutdown week caregiver leave, on-site flu vaccinations, employer-paid legal services, access to an employee assistance program, several company-paid and supplemental insurance programs, fringe benefits to make both the Broadstone and home office environments more comfortable including flexibility in work locations and schedules, and access to other health and wellness events and resources.
- Employee Development and Engagement – Our diverse backgrounds and experiences help drive our performance and contribute to our company's growth. We strive to create an engaging work experience that allows for career leverage and enhance our collective strengths through collaboration and development and related opportunities. We offer initiatives by offering numerous opportunities for our employees to engage in personal and professional development, growth, including educational support opportunities eligibility for tuition assistance and reimbursement, participation in industry conferences and networking events, individual leadership and management training, access to an online learning library, in-office library with a curated collection of personal and professional development books, town hall meetings with our and senior leadership team, sponsorship of employees through a women's resource group, trainings (e.g., underwriting, and peer mentorship opportunities. Our employee training efforts prioritize knowledge and skill development across a variety of competencies including real estate fundamentals, cyber security, computer skills, cybersecurity safety, ethics, harassment prevention, inclusive culture, and DE&I related content), a robust management skills training series. To further support our employee development efforts, we employ various talent management strategies including an annual succession planning program and peer mentorship opportunities, the facilitation of both a mid-year and formal year-end performance conversation process. We strive to foster transparent communication and open communication and dialogue between our senior leaders and our employee base through various social and professional development opportunities for social connectedness through fun family friendly gatherings and events designed to strengthen employee connection and various employee appreciation events.
- Diversity, Equity, and Inclusion ("DE&I") – We are committed to providing equal opportunity in all aspects of employment. We believe that diverse backgrounds and experiences help drive our performance and contribute to our company's growth. To that end, we value and advance diversity, equity, and inclusion belonging to the workplace, knowing we can accomplish more and of the people with whom we do our best when we work. Our cross-functional DE&I committee spearheads our ongoing efforts to deepen our commitment to this important initiative and drive our diversity-related education, including trainings on topics such as inclusive culture and leadership, unconscious bias, and inclusive hiring. The committee also focuses on employee engagement, policy reviews, enhanced recruitment and onboarding initiatives, mentorship, donations to external DE&I focused organizations and programs, and sponsorship of employees through a resource group. DE&I is a critical business imperative that requires ongoing focus and commitment; therefore, our efforts to promote greater diversity, equity, and inclusion within and beyond our workplace have been instituted as a regular reporting item for our employees and our Board of Directors. We work together.
- Community Engagement – We believe in our responsibility and are dedicated to help and be a force for social good in contributing positively to the communities in which we home operate and do so through various corporate giving and philanthropic endeavors. Our community engagement efforts are led supported by our employees through a dedicated committee that is responsible for engaging with community organizations, planning and organizing various opportunities for employees to make a difference through volunteer giving and service, and facilitating corporate donation and fundraising drives. A segment of our corporate giving initiative also includes financial contributions and other support to external organizations focused on a range of missions that support and advocate for underserved populations within our communities. These efforts allow us to offer numerous opportunities for employees to prioritize community involvement and is further encouraged by providing employees with dedicated paid time off per year to focus on community service and volunteering for causes of personal interest.

We believe that the initiatives described above help us attract, hire, engage, and retain. The purposeful investment in our employees reflects our commitment to building an engaged and retained employees, high-performing workforce capable of achieving our strategic objectives.

14

Principal Executive Offices

Our principal executive offices are located at 207 High Point Drive, Suite 300, Victor, New York 14564, and our telephone number is (585) 287-6500.

Insurance

Our tenants are generally required to maintain liability and property insurance coverage for the properties they lease from us pursuant to net leases. These leases generally require our tenants to name us (and any of our lenders that have a mortgage on the property leased by the tenant) as additional insureds on their liability policies and loss payee (or mortgagee, in the case of our lenders) on their property policies. Depending on the location of the property, certain losses of a catastrophic nature, such as those caused by earthquakes and floods, may be covered by insurance policies that are held by our tenant with limitations such as large deductibles, co-payments, or sub-limits that a tenant may not be able to meet. Certain other losses of a catastrophic nature, such as those caused by wind/hail, hurricanes, terrorism or acts of war, may be uninsurable or not economically insurable. In the event there is damage to our properties that is not covered by insurance and such properties are subject to recourse indebtedness, we will continue to be liable for the indebtedness, even if these properties are irreparably damaged.

In addition to being an additional insured on our tenants' liability policies, we separately maintain commercial general liability coverage on the entire portfolio and, in certain instances, general or specific (e.g., flood) property-level insurance coverage on certain properties or pursuant to the terms of certain of our leases. We also maintain property coverage on all untenanted properties and other property coverage as may be required by our lenders, which are not required to be carried by our tenants under our leases.

14

Government Regulation

General

Our investments are subject to various laws, ordinances, and regulations, including, among other things, fire and safety requirements, zoning regulations, land use controls, and environmental controls relating to air and water quality, noise pollution, and indirect environmental impacts. We believe that we have all permits and approvals necessary under current law to operate our investments.

Americans with Disabilities Act ("ADA")

Under Title III of the ADA, and rules promulgated thereunder, in order to protect individuals with disabilities, public accommodations must remove architectural and communication barriers that are structural in nature from existing places of public accommodation to the extent "readily achievable." In addition, under the ADA, alterations to a place of public accommodation or a commercial facility are to be made so that, to the maximum extent feasible, such altered portions are readily accessible to and usable by disabled individuals. The "readily achievable" standard takes into account, among other factors, the financial resources of the affected site and the owner, lessor or other applicable person.

Compliance with the ADA, as well as other federal, state, and local laws, may require modifications to properties we currently own or may purchase, or may restrict renovations of those properties. Failure to comply with these laws or regulations could result in the imposition of fines or an award of damages to private litigants, as well as the incurrence of the costs of making modifications to attain compliance, and future legislation could impose additional obligations or restrictions on our properties. Although our tenants are generally responsible for all maintenance and repairs of the property pursuant to our lease, including compliance with the ADA and other similar laws or regulations, we could be held liable as the owner of the property for a failure of one of our tenants to comply with these laws or regulations.

Environmental Matters

Federal, state, and local environmental laws and regulations regulate, and impose liability for, releases of hazardous or toxic substances into the environment. Under many of these laws and regulations, a current or previous owner, operator or tenant of real estate may be required to investigate and clean up or otherwise address hazardous or toxic substances, hazardous wastes or petroleum product releases or threats of releases at the property, and may be held liable to a government entity or to third parties for property damage and for investigation, clean-up, and monitoring costs incurred by those parties in connection with the actual or threatened contamination. These laws may impose clean-up responsibility and liability without regard to fault and regardless of, whether the owner, operator, or tenant knew of or caused the presence of the contamination. The liability under these laws may be joint and several for the full amount of the investigation, clean-up, and monitoring costs incurred or to be incurred or actions to be undertaken, although a party held jointly and severally liable may seek to obtain contributions from other identified, solvent, responsible parties of their fair share toward these costs. These costs may be substantial, and can exceed the value of the property. In addition, some environmental laws may create a lien on the contaminated site in favor of the government for damages and costs it incurs in connection with the contamination. As the owner or operator of real estate, we also may be liable under common law to third parties for damages and injuries resulting from environmental contamination emanating from the real estate. The presence of contamination, or the failure to properly remediate contamination, on a property may adversely affect the ability of the owner, operator or tenant to sell or rent that property or to borrow using the property as collateral, and may adversely impact our investment in that property.

15

Some of our properties contain, have contained, or are adjacent to or near other properties that have contained or currently contain storage tanks for the storage of petroleum products or other hazardous or toxic substances. Similarly, some of our properties currently are or were used in the past for commercial or industrial purposes that involve or involved the use of petroleum products or other hazardous or toxic substances, or are adjacent to or near properties that have been or are used for similar commercial or industrial purposes. These operations create a potential for the release of petroleum products or other hazardous or toxic substances, and we could potentially be required to pay to clean up any contamination. In addition, environmental laws regulate a variety of activities that can occur on a property, including the storage of petroleum products or other hazardous or toxic substances, air emissions, water discharges, and exposure to lead-based paint. Such laws may impose fines or penalties for violations and may require permits or other governmental approvals to be obtained for the operation of a business involving such activities. Any of the foregoing matters could have a material adverse effect on us.

Environmental laws also govern the presence, maintenance, and removal of asbestos-containing materials ("ACM"). Federal regulations require building owners and those exercising control over a building's management to identify and warn, through signs and labels, of potential hazards posed by workplace exposure to installed ACM in their building. The regulations also have employee training, record keeping, and due diligence requirements pertaining to ACM. Significant fines can be assessed for violation of these regulations. As a result of these regulations, building owners and those exercising control over a building's management may be subject to an increased risk of personal injury lawsuits by workers and others exposed to ACM. The regulations may affect the value of a building containing ACM in which we have invested. Federal, state, and local laws and regulations also govern the removal, encapsulation, disturbance, handling, and/or disposal of ACM when those materials are in poor condition or in the event of construction, remodeling, renovation, or demolition of a building. These laws may impose liability for improper handling or a release into the environment of ACM and may provide for fines to, and for third parties to seek recovery from, owners or operators of real properties for personal injury or improper work exposure associated with ACM.

When excessive moisture accumulates in buildings or on building materials, mold growth may occur, particularly if the moisture problem remains undiscovered or is not addressed over a period of time. Some molds may produce airborne toxins or irritants. Indoor air quality issues can also stem from inadequate ventilation, chemical contamination from indoor or outdoor sources, and other biological contaminants such as pollen, viruses, and bacteria. Indoor exposure to airborne toxins or irritants above certain levels can be alleged to cause a variety of adverse health effects and symptoms, including allergic or other reactions. As a result, the presence of significant mold or other airborne contaminants at any of our properties could require us to undertake a costly remediation program to contain or remove the mold or other airborne contaminants from the affected property or increase indoor ventilation. In addition, the presence of significant mold or other airborne contaminants could expose us to liability from our tenants, employees of our tenants, or others if property damage or personal injury occurs.

Before completing any property acquisition, we typically obtain environmental assessments in order to identify potential environmental concerns at the property. These assessments are carried out in accordance with the Standard Practice for Environmental Site Assessments (ASTM Practice E 1527-13) as set by ASTM International, formerly known as the American Society for Testing and Materials, and generally include a physical site inspection, a review of relevant federal, state, and local environmental and health agency database records, one or more interviews with appropriate site-related personnel, review of the property's chain of title, and review of historical aerial photographs and other information on past uses of the property. These assessments are limited in scope. If, however, recommended in the initial assessments, we may undertake additional assessments such as soil and/or groundwater sampling or other limited subsurface investigations and ACM or mold surveys to test for substances of concern. A prior owner or operator of a property or historical operations at or near our properties may have created a material environmental condition that is not known to us or the independent consultants preparing the site assessments. Material environmental conditions may have arisen after the review was completed or may arise in the future, and future laws, ordinances, or regulations may impose material additional environmental liability. If environmental concerns are not satisfactorily resolved in any initial or additional assessments, we may obtain environmental insurance policies to insure against potential environmental risk or loss depending on the type of property, the availability and cost of the insurance, and various other factors we deem relevant (e.g., an environmental occurrence affects one of our properties where our lessee may not have the financial capability to honor its indemnification obligations to us). Our ultimate liability for environmental conditions may exceed the policy limits on any environmental insurance policies we obtain, if any.

Generally, our leases require the lessee to comply with environmental law and provide that the lessee will indemnify us for any loss or expense we incur as a result of lessee's violation of environmental law or the presence, use or release of hazardous materials on our property attributable to the lessee. If our lessees do not comply with environmental law, or we are unable to enforce the indemnification obligations of our lessees, our results of operations would be adversely affected.

We cannot predict what other environmental legislation or regulations will be enacted in the future, how existing or future laws or regulations will be administered or interpreted, or what environmental conditions may be found to exist on the properties in the future. Compliance with existing and new laws and regulations may require us or our tenants to spend funds to remedy environmental problems. If we or our tenants were to become subject to significant environmental liabilities, we could be materially and adversely affected.

Tax Regulation

We elected to be taxed as a REIT under the Internal Revenue Code of 1986, (as amended, the "Code") beginning with our taxable year ended December 31, 2008. We believe that as of such date we have been organized and have operated in a manner to qualify for taxation as a REIT for U.S. federal income tax purposes. We intend to continue to be organized and operate in such a manner. In order to qualify as a REIT, we are required under the Code, among other things, to distribute annually at least 90% of our REIT taxable income, determined without regard to the dividends paid deduction and excluding any net capital gain. In addition, we will be subject to income tax at the corporate rate to the extent that we distribute less than 100% of our REIT taxable income, determined without regard to the dividends paid deduction and including any net capital gain. As a result of our distribution requirements, we rely, in part, on third-party sources to fund our capital needs. Additionally, if we were to lose REIT status we would face significant tax consequences that would substantially reduce our cash available for distribution to our stockholders.

Company Information

Our filings with the SEC, including our annual reports on Form 10-K, quarterly reports on Form 10-Q, current reports on Form 8-K, and amendments to those reports, filed or furnished pursuant to Section 13(a) or 15(d) of the Exchange Act, as well as our proxy statements, are accessible free of charge at <http://investors.bnl.broadstone.com> as soon as reasonably practicable after we electronically file such material with, or furnish it to, the SEC. You may access materials we file with the SEC through the EDGAR database at the SEC's website at <http://www.sec.gov>.

We have adopted our Code of Ethics and Business Conduct Policy to ensure that our business is conducted in accordance with the highest moral, legal, and ethical standards by our officers, directors, and employees. The Code of Ethics and Business Conduct Policy is available on our website, <http://investors.bnl.broadstone.com>, together with the charters of the Board of Director's Audit Committee, Compensation Committee, and Nominating and Corporate Governance Committee, as well as other corporate governance policies and documents. Amendments to, and waivers granted to our directors and executive officers under our Code of Ethics and Business Conduct Policy, if any, will be posted in this area of our website. Copies of these materials are available in print to any stockholder who requests them. Stockholders should direct such requests in writing to Investor Relations Department, Broadstone Net Lease, Inc., 207 High Point Drive, Suite 300, Victor, New York 14564. Investors may also call (585) 287-6500.

Item 1A. Risk Factors

Summary Risk Factors

You should carefully consider the matters discussed in the "Risk Factors" section beginning on page 18 of this Annual Report on Form 10-K for factors you should consider before investing in our common stock:

- Single-tenant leases involve significant risks of tenant default and tenant vacancies, which could materially and adversely affect us.
- We have limited opportunities to increase rents under our long-term leases with tenants, which could impede our growth and materially and adversely affect us.
- Our growth depends upon future acquisitions of properties, and we may be unable to identify or complete suitable acquisitions of properties, which may impede our growth and our future acquisitions may not yield the returns we seek.
- An increase in market interest rates could increase our interest costs on existing and future debt and could adversely affect our stock price, and a decrease in interest rates could lead to additional competition for the acquisition of real estate, which could adversely affect our results of operations.
- **We may not be able to effectively manage our growth and any failure to do so could materially and adversely affect us.**
- Our portfolio is concentrated in certain states, and any adverse developments and economic downturns in these geographic markets could materially and adversely affect us.
- Our portfolio is concentrated in certain property types and any adverse developments relating to one or more of these property types could materially and adversely affect us.
- We may be unable to renew leases, re-lease properties as leases expire, or lease vacant spaces on favorable terms or at all, which, in each case, could materially and adversely affect us.
- We could face potential material adverse effects from the bankruptcies or insolvencies of our tenants.
- **We may engage in development or expansion projects, including speculative development projects, which would subject us to additional risks that could negatively affect our operations.**
- Global and U.S. financial markets and economic conditions, such as inflation, may materially and adversely affect us and the ability of our tenants to make rental payments pursuant to our leases.
- As of **December 31, 2023** and **December 31, 2024**, we had approximately \$1.9 billion principal balance of indebtedness outstanding, which may expose us to the risk of default under our debt obligations.
- **Market conditions could adversely affect our ability to refinance existing indebtedness on acceptable terms or at all, which could materially and adversely affect us.**
- Our Revolving Credit Facility and term loan agreements contain various covenants which, if not complied with, could accelerate our repayment obligations, which could materially and adversely affect us.
- We are a holding company with no direct operations and rely on funds received from the OP to pay liabilities.
- Failure to qualify as a REIT would materially and adversely affect us and the value of our common stock.
- The market price and trading volume of shares of our common stock may be volatile.
- We may not be able to make distributions to our stockholders at the times or in the amounts we expect, or at all.

Risk Factors

The following are some of the risks and uncertainties that could cause our actual results to differ materially from those presented in our forward-looking statements. You should consider carefully the risks described below and the other information in this Annual Report on Form 10-K, including our Consolidated Financial Statements and the related notes. The risks and uncertainties described below are not the only ones we face but do represent those risks and uncertainties that we believe are material to us. Additional risks and uncertainties not presently known to us or that we currently deem immaterial may also harm our business.

Risks Related to Our Business and Properties

Single-tenant leases involve significant risks of tenant default and tenant vacancies, which could materially and adversely affect us.

Our portfolio consists primarily of single-tenant net leased properties and we are dependent on our tenants for substantially all of our revenue. As a result, our success depends on the financial stability of our tenants. The ability of our tenants to meet their obligations to us, including their obligations to pay rent, maintain certain insurance coverage, pay real estate taxes, and maintain the properties in a manner so as not to jeopardize their **operating licenses or regulatory status** depends on the performance of their business and industry, as well as general market and economic conditions, which are outside of our control. At any given time, any tenant may experience a downturn in its business that may weaken its operating results or the overall financial condition of individual properties or its business as whole. As a result, a tenant may fail to make rental payments when due, decline to extend a lease upon its expiration, become insolvent, or declare bankruptcy. An actual or anticipated tenant default, bankruptcy, or vacancy, or speculation in the press or investment community about an actual or anticipated tenant default, bankruptcy, or vacancy may also negatively affect our share price or result in fluctuations in the market price or trading volume of shares of our common stock. The financial failure of, or default in payment by, a single tenant under its lease is likely to cause a significant or complete reduction in our rental revenue from that property and a reduction in the value of the property. We may also experience difficulty or a significant delay in re-leasing or selling such property. The occurrence of one or more tenant defaults could materially and adversely affect us.

This risk is magnified in situations where we lease multiple properties to a single tenant under a master lease. As of **December 31, 2023** **December 31, 2024**, master leases contributed to approximately **69.0%** **69.1%** of our ABR associated with multi-site tenants (**406** (**394** of **675** **656** multi-site tenant properties), and approximately **41.5%** **41.4%** of our overall ABR (**406** (**394** of our **796** **765** properties). **A tenant failure or default under a master lease could reduce or eliminate rental revenue from multiple properties and reduce the value of such properties.** Although the master lease structure may be beneficial to us because it restricts the ability of tenants to remove individual underperforming assets, there is no guarantee that a tenant will not default in its obligations to us or decline to renew its master lease upon expiration. **A tenant failure or default under a master lease could reduce or eliminate rental revenue from multiple properties and reduce the value of such properties.** The default of a tenant that leases multiple properties from us or its decision not to renew its master lease upon expiration could materially and adversely affect us.

We have limited opportunities to increase rents under our long-term leases with tenants, which could impede our growth and materially and adversely affect us.

We typically lease our properties pursuant to long-term net leases with initial terms of 10 years or more that often have renewal options. As of **December 31, 2023** **December 31, 2024**, the ABR weighted average remaining term of our leases was approximately **10.5** **10.2** years, excluding renewal options. Substantially all of our leases provide for periodic rent escalations, but these built-in increases may be less than what we otherwise could achieve in the market. Most of our leases contain rent escalators that increase rent at a fixed amount on fixed dates, which may be less than prevailing market rates over the lease duration. For those leases that contain rent escalators based on CPI changes, our rent increases during periods of low inflation or deflation may be less than what we otherwise could achieve in the market. **Conversely, during times when inflation is greater than the increases in rent provided by our leases, rent increases will not keep up with the rate of inflation and may fail to keep pace with rising costs.** As a result, the long-term nature of our leases could impede our growth and materially and adversely affect us. In addition, properties leased pursuant to long-term leases at below market rental rates or with below market rent escalations may be less attractive to potential buyers, which could affect our ability to sell such properties at an acceptable price or at all.

Our growth depends upon future acquisitions of properties, and we may be unable to identify or complete suitable acquisitions of properties, which may impede our growth, and our future acquisitions may not yield the returns we seek.

Our business model depends significantly on acquiring new properties. From 2015 to **2023, 2024**, we acquired an average of **\$580.0 million** **\$560.0 million** of new properties per year, with a low of \$100.0 million and a high of \$1.0 billion. Our ability to continue to grow requires us to identify and complete acquisitions that meet our investment criteria and depends on general market and economic conditions. Changes in the volume of real estate transactions, the availability of acquisition financing, capitalization rates, interest rates, competition, or other factors may negatively impact our acquisition opportunities in **2024 2025** and beyond. If we are unable to achieve growth through acquisitions, it could materially and adversely affect us.

We may be unable to sell a property at the time we desire on favorable terms or at all, which could limit our ability to access capital through dispositions and could adversely affect our cash flow, financial condition, and results of operations.

Real estate investments generally cannot be sold quickly. Our ability to dispose of properties on advantageous terms depends on factors beyond our control, including competition from other sellers, increases in market capitalization rates and the availability of attractive financing for potential buyers of our properties, and we cannot predict the various market conditions affecting real estate investments that will exist at any particular time in the future. As a result of the uncertainty of market conditions, we cannot provide any assurance that we will be able to sell properties at a profit, or at all. In addition, and subject to certain safe harbor provisions, the Code generally imposes a 100% tax on gain recognized by REITs upon the sale or disposition of property other than a foreclosure property, if the property is held primarily for sale to customers in the ordinary course of business, rather than for investment, which may cause us to forego or defer sales of properties that otherwise would be attractive from a pre-tax perspective or require us to conduct such sales through our taxable REIT subsidiary ("TRS"), which would be subject to U.S. federal and state income taxation. Accordingly, our ability to access capital through dispositions of properties may be limited, which could limit our ability to fund future capital needs.

We may not be able to obtain acquisition financing or obtain other capital from third-party sources on favorable terms or at all, which could materially and adversely affect our growth prospects and our business.

In order to qualify as a REIT, we are required under the Code, among other things, to distribute annually at least 90% of our REIT taxable income, determined without regard to the dividends paid deduction and excluding any net capital gain. In addition, we will be subject to income tax at the corporate rate to the extent that we distribute less than 100% of our REIT taxable income, determined without regard to the dividends paid deduction and including any net capital gain. Because of these distribution requirements, we may not be able to fund future capital needs, including any necessary acquisition financing, or repay debt obligations from operating cash flow. Consequently, we expect to rely, in part, on third-party sources to fund our capital needs. We may not be able to obtain the financing on favorable terms or at all. Our access to third-party sources of capital from the equity and/or debt markets depends, in part, on:

- general market conditions;
- the market's perception of our growth potential;
- our current debt levels;
- our current and expected future earnings;
- the performance of our portfolio;
- our cash flow and cash distributions;
- external valuations by credit ratings agencies and analysts; and
- the market price per share of our common stock.

If we cannot obtain capital from third-party sources, we may not be able to acquire properties when strategic opportunities exist, meet the capital and operating needs of our existing properties, or satisfy our debt service obligations, which could materially and adversely affect us.

An increase in market interest rates could increase our interest costs on existing and future debt and could adversely affect our stock price, and a decrease in market interest rates could lead to additional competition for the acquisition of real estate, which could adversely affect our results of operations.

If interest rates continue to increase, so could our interest costs for any new debt and our existing variable-rate debt obligations. Absent a simultaneous increase in acquisition yields, this increased cost could make the financing of any acquisition more expensive and lower our current and future period earnings. Rising interest rates could limit our ability to refinance existing debt when it matures or cause us to pay higher interest rates upon refinancing. See "Risks Related to Debt Financing" for additional information. In addition, an increase in interest rates could decrease the access current and prospective tenants have to credit, thereby decreasing the amount they are willing to pay to lease our assets and consequently limiting our ability, if necessary, to reposition our portfolio promptly in response to changes in economic or other conditions. Furthermore, the distribution yield on our common stock will influence the price of such common stock. Thus, an increase in market interest rates may lead prospective purchasers of our common stock to expect a higher distribution yield, which could adversely affect the market price of our common stock. See "Risks Related to Ownership of Our Common Stock" for more information. In addition, decreases in interest rates may lead to additional competition for the acquisition of real estate due to a reduction in desirable alternative income-producing investments. Increased competition for the acquisition of real estate may lead to a decrease in the yields on real estate we have targeted for acquisition. In such circumstances, if we are not able to offset the decrease in yields by obtaining lower interest costs on our borrowings, our results of operations will be adversely affected.

20

Security breaches and other technology disruptions could compromise our information systems and expose us to liability, which could materially and adversely affect us.

Information security risks generally have increased in recent years due to the increased technological sophistication and activities of perpetrators of cyber-attacks. Our business involves the storage and transmission of numerous classes of sensitive and confidential information and intellectual property, including tenants' information, private information about our stockholders and our employees, and financial and strategic information about us. In addition to our internal information systems, we also rely on third-party service providers that may have access to such information in connection with providing necessary information technology and security and other business services to us. We face risks associated with security breaches through cyber-attacks or cyber-intrusions, malware, computer viruses, attachments to e-mails, persons inside our organization or persons with access to systems inside our organization, and other significant disruptions of our IT networks and related systems. The risk of a security breach or disruption, particularly through

cyber-attack or cyber-intrusion, including by computer hackers, foreign governments, and cyber terrorists, has generally increased as the number, intensity, and sophistication of attempted attacks and intrusions from around the world have increased. If we fail to assess and identify cybersecurity risks associated with our operations, we may become increasingly vulnerable to such risks. Additionally, the measures we have implemented to prevent security breaches and cyber incidents may not be effective. The theft, destruction, loss, misappropriation, or release of sensitive or confidential information or intellectual property, or interference with or disruptions of our IT networks and related systems or the technology systems of third parties on which we rely, could result in business disruption, negative publicity, brand damage, violation of privacy laws, loss of tenants, potential liability, and competitive disadvantage. The costs related to cyber-attacks or other security threats or disruptions may not be fully insured or indemnified by other means. Laws and regulations governing data privacy are constantly evolving. Many of these laws and regulations, including the California Consumer Protection Act, contain detailed requirements regarding collecting and processing personal information, restrict the use and storage of such information, and govern the effectiveness of consumer consent. Any of the above risks could materially and adversely affect us.

As we continue to acquire properties pursuant to our growth investment strategy, our portfolio may become less diversified, which could materially and adversely affect us.

In pursuing our growth investment strategy, we may acquire properties that cause our portfolio to become less diversified. If our portfolio becomes less diverse, our business may become subject to greater risk, including tenant bankruptcies, adverse industry trends, and economic downturns in a particular geographic area. As a result, if any such risks of a less diversified portfolio are realized, we could be materially and adversely affected.

20

We face significant competition for acquiring properties from both publicly traded REITs and private investors that have greater resources than we do, which could materially and adversely affect us.

We face significant competition from other entities engaged in real estate investment activities, including publicly traded and privately held REITs, private and institutional real estate investors, sovereign wealth funds, banks, insurance companies, investment banking firms, lenders, specialty finance companies, and other entities. Some of our competitors are larger and may have considerably greater financial, technical, leasing, underwriting, marketing, and other resources than we do. Some competitors may have a lower cost of capital and access to funding sources that may not be available to us. In addition, other competitors may have higher risk tolerances or different risk assessments and may not be subject to the same operating constraints, including maintaining REIT status. This competition may result in fewer acquisitions, higher prices, lower yields, less desirable property types, and acceptance of greater risk. As a result, we cannot provide any assurance that we will be able to successfully execute our growth investment strategy. Any failure to grow through acquisitions as a result of the significant competition we face could materially and adversely affect us.

We face significant competition for tenants, which could materially and adversely affect us, including our occupancy, rental rates, results of operations, and business.

We compete with numerous developers, owners, and operators of properties, many of which own properties similar to ours in the same markets in which our properties are located. If our competitors offer space at rental rates below current market rates or below the rental rates we currently charge our tenants, we may lose existing or potential tenants or we may be pressured to reduce our rental rates or to offer more substantial rent abatements, tenant improvements, early termination rights, or below-market renewal options to retain tenants when our leases expire. Competition for tenants could decrease or prevent increases in the occupancy and rental rates of our properties, which could materially and adversely affect us.

21

Our portfolio is concentrated in certain states, and any adverse developments and economic downturns in these geographic markets could materially and adversely affect us.

As of December 31, 2023 December 31, 2024, approximately 85.2% 37.2% of our ABR came from properties in our top five states: Texas (9.7% (9.6%)), Michigan (8.4% (9.2%)), Illinois (6.2% (6.5%)), Wisconsin (5.9% (6.1%)), and California (5.0% (5.8%)). These geographic concentrations could adversely affect our operating performance if conditions become less favorable in any of the states or markets within which we have a concentration of properties. We can provide no assurance that any of our markets will grow, will not experience adverse developments, or that underlying real estate fundamentals will be favorable to owners and operators of industrial, healthcare, restaurant, retail, and office other properties. A downturn in the economy in the states or regions in which we have a concentration of properties, or markets within such states or regions, or a slowdown in the demand for our tenants' businesses caused by adverse economic, regulatory, or other conditions, could adversely affect our tenants operating businesses in those states and impair their ability to pay rent to us, which, in turn could materially and adversely affect us.

Our portfolio is also concentrated in certain property types and any adverse developments relating to one or more of these property types could materially and adversely affect us.

As of ~~December 31, 2023~~ December 31, 2024, approximately ~~51.5%~~ 59.6% of our ABR came from industrial properties ~~17.6%~~ and 31.2% from ~~healthcare properties~~, 13.6% from ~~restaurant properties~~, 11.4% from ~~retail properties~~, and 5.9% from ~~office properties~~. Any adverse developments in ~~one or more of~~ these property types could materially and adversely affect us. For example, the demand for industrial space in the United States is generally related to the level of economic output and consumer demand. Accordingly, ~~reduced economic output and/or consumer demand may lead to lower occupancy rates or decreased demand for our industrial properties~~. In addition, the market for ~~restaurant, retail and office~~ properties has been, and could continue to be, adversely affected by weakness in the national, regional, and local economies, the adverse financial condition of some large ~~restaurant brands and retail companies~~, ~~the ongoing consolidation in the restaurant and retail industries~~, the widespread practice of telecommuting, ~~the~~ adverse changes in consumer spending and consumer preferences for ~~particular goods, services, or store-based retailing~~, and the excess amount of ~~restaurant, retail and office~~ space in a number of markets. Accordingly, decreases in the demand for ~~restaurant, industrial or retail and/or office~~ properties may have a greater adverse effect on us than if we had fewer investments in these industries. It also may be difficult and expensive to re-tenant a property designed for a particular property type with a new tenant that operates in an industry requiring a different property type. As a result, any adverse developments in ~~one or more of~~ our concentrated property types could materially and adversely affect us.

If one or more of our top 10 tenants, which together represented approximately ~~19.6%~~ 21.9% of our ABR as of ~~December 31, 2023~~ December 31, 2024, suffers a downturn in their business, it could materially and adversely affect us.

As of ~~December 31, 2023~~ December 31, 2024, our top 10 tenants together represented ~~19.6%~~ 21.9% of our ABR. Our largest tenant is Roskam Baking Company, which leases seven properties that in the aggregate represent approximately 4.1% of our ABR. Our top 10 tenants may experience a material business downturn weakening their financial position resulting in their failure to make timely rent payments and/or default under their leases. As a result, our revenue and cash flow could be materially and adversely affected.

We may be unable to sell a property at the time we desire on favorable terms or at all, which could limit our ability to access capital through dispositions and could adversely affect our cash flow, financial condition, and results of operations.

Real estate investments generally cannot be sold quickly. Our ability to dispose of properties on advantageous terms depends on factors beyond our control, including competition from other sellers, increases in market capitalization rates and the availability of attractive financing for potential buyers of our properties, and we cannot predict the various market conditions affecting real estate investments that will exist at any particular time in the future. As a result of the uncertainty of market conditions, we cannot provide any assurance that we will be able to sell properties at a profit, or at all. In addition, and subject to certain safe harbor provisions, the Code generally imposes a 100% tax on gain recognized by REITs upon the sale or disposition of property other than a foreclosure property, if the property is held primarily for sale to customers in the ordinary course of business, rather than for investment, which may cause us to forego or defer sales of properties that otherwise would be attractive from a pre-tax perspective or require us to conduct such sales through our taxable REIT subsidiary ("TRS"), which would be subject to U.S. federal and state income taxation. Accordingly, our ability to access capital through dispositions of properties may be limited, which could limit our ability to fund future capital needs.

21

We may be unable to renew leases, re-lease properties as leases expire, or lease vacant spaces on favorable terms or at all, which, in each case, could materially and adversely affect us.

Our results of operations depend on our ability to continue to successfully lease our properties, including renewing expiring leases, re-leasing properties as leases expire, leasing vacant space, optimizing our tenant mix, or leasing properties on more economically favorable terms. As of ~~December 31, 2023~~ December 31, 2024, ~~five~~ 16 leases representing approximately 1.2% of our ABR will expire during ~~2024, 2025~~. Current tenants may decline, or may not have the financial resources available, to renew current leases and we cannot assure you that leases that are renewed will have terms that are as economically favorable to us as the expiring lease terms. If tenants do not renew the leases as they expire, we cannot provide any assurance that we will be able to find new tenants or that our properties will be re-leased at rental rates equal to or above the current average rental rates or that substantial rent abatements, leasing commissions, tenant improvement allowances, early termination rights, or below-market renewal options will not be required to attract new tenants. We may experience significant costs in connection with re-leasing a significant number of our properties, which could materially and adversely affect us. As of ~~December 31, 2023~~ December 31, 2024, two of our properties, representing approximately ~~0.6%~~ 0.9% of our portfolio, were unoccupied. We may experience difficulties in leasing ~~this these~~ vacant ~~space spaces~~ on favorable terms or at all. Any failure to renew leases, re-lease properties as leases expire, or lease vacant space could materially and adversely affect us.

Property vacancies could result in significant capital expenditures and illiquidity, particularly for specialty properties that are suitable for only one use.

The loss of a tenant, either through lease expiration or tenant bankruptcy or insolvency, may require us to spend significant amounts of capital to renovate the property before it is suitable for a new tenant and cause us to incur significant costs. In particular, our specialty properties are designed for a particular type of tenant or tenant use. If tenants of specialty properties do not renew or default on their leases, we may not be able to re-lease properties without substantial capital improvements, which may require significant cost and time to complete. Alternatively, we may not be able to re-lease or sell the property without such improvements or may be required to reduce the rent or selling price significantly. ~~Recently,~~ ~~supply~~ Supply chain disruptions and price fluctuations in the construction and building industry ~~have resulted could result~~ in increased costs and significant delays for building renovation and maintenance projects. This potential illiquidity may limit our ability to modify quickly our portfolio in response to changes in economic or other conditions, including tenant demand. Such occurrences could materially and adversely affect us.

22

We may experience a higher number of tenant defaults because we lease most of our properties to tenants who do not have an investment grade credit rating.

We depend on the ability of our tenants to meet their obligations to pay rent to us due under our lease for substantially all of our revenue. As of **December 31, 2023** **December 31, 2024**, only approximately **15.3%** **17.4%** of our ABR came from tenants who had an investment grade credit rating. A substantial majority of our properties are leased to unrated tenants. Our investments in properties leased to such tenants may have a greater risk of default than investments in properties leased exclusively to investment grade tenants. The ability of an unrated tenant to meet its rent and other obligations under its lease with us may be subject to greater risk than our tenants that have an investment grade rating. When we invest in properties where the tenant does not have a publicly available credit rating, we use certain credit-assessment tools as well as our own estimates of the tenant's credit rating which includes reviewing the tenant's financial information (e.g., financial ratios, net worth, revenue, cash flows, leverage and liquidity, if applicable). Our methods, however, may not adequately assess the risk of an investment and, if our assessment of credit quality proves to be inaccurate, we may be subject to defaults and investors may view our cash flows as less stable. If one or more of our unrated tenants defaults, it could have a material adverse effect on us.

Our underwriting and risk management procedures that we use to evaluate a tenant's credit risk may be faulty, deficient, or otherwise fail to accurately reflect the risk of our investment, which could materially and adversely affect us.

Our underwriting and risk management procedures that we use to evaluate a tenant's credit risk may not be sufficient to identify tenant problems in a timely manner or at all. To evaluate tenant credit risk, we utilize a third-party model, S&P Capital IQ, to help us determine a tenant's implied credit rating when a public rating is not available. However, a rating from S&P Capital IQ is not the same as a published credit rating and lacks extensive company participation that is typically involved when a rating agency publishes a rating. Therefore, such rating may not be as indicative of creditworthiness as a rating published by a nationally recognized statistical rating organization. Tenant credit ratings, public or implied, however, are only one component of how we assess the risk of tenant insolvency. We also use our own internal estimate of the likelihood of an insolvency or default, based on the regularly monitored performance of our properties, our assessment of each tenant's financial health, including profitability, liquidity, indebtedness, and leverage profile, and our assessment of the health and performance of the tenant's particular industry. Our methods, however, may not adequately assess the risk of an investment and, if our assessment of credit quality proves to be inaccurate, we may be subject to defaults and investors may view our cash flows as less stable.

We also rely on information from our tenants to **determine a potential tenant's evaluate** credit risk **as well as for on-going and conduct ongoing** risk management. As of **December 31, 2023** **December 31, 2024**, approximately **86.0%** **85.6%** of our ABR is received from tenants that are required to provide us with specified financial information on a periodic basis. An additional **7.8%** **8.6%** of our ABR is received from tenants who are not required to provide us with specified financial information under the terms of our lease, but whose financial statements are available publicly, either through SEC filings or otherwise. A tenant's failure to provide appropriate information may interfere with our ability to accurately evaluate a potential tenant's credit risk or determine an existing tenant's default risk, the occurrence of either could materially and adversely affect us.

22

We could face potential material adverse effects from the bankruptcies or insolvencies of our tenants.

If a tenant, or the guarantor of a lease of a tenant, commences, or has commenced against it, any legal or equitable proceeding under any bankruptcy, insolvency, receivership, or other debtor's relief statute or law (collectively, a "bankruptcy proceeding"), we may be unable to collect all sums due to us under that tenant's lease or be forced to "take back" a property as a result of a default or a rejection of a lease by a tenant in a bankruptcy proceeding. In addition, an actual or anticipated tenant bankruptcy or speculation in the press or investment community about an actual or anticipated tenant bankruptcy may also negatively affect our share price or result in fluctuations in the market price or trading volume of shares of our common stock. If a tenant becomes bankrupt or insolvent, federal law may prohibit us from evicting such tenant based solely upon such bankruptcy or insolvency. In addition, a bankrupt or insolvent tenant may be authorized to reject and terminate its lease or leases with us. Any claims against such bankrupt tenant for unpaid future rent would be subject to statutory limitations that would likely result in our receipt of rental revenues that are substantially less than the contractually specified rent we are owed under the lease or leases. Any or all of the lease obligations of our tenants, or any guarantor of our tenants, could be subject to a bankruptcy proceeding which may bar our efforts to collect pre-bankruptcy debts from these entities or their properties, unless we are able to obtain an enabling order from the bankruptcy court. If our lease is rejected by a tenant in bankruptcy, we may only have a general unsecured claim against the tenant and may not be entitled to any further payments under the lease. We may also be unable to re-lease a terminated or rejected space or to re-lease it on comparable or more favorable terms. A bankruptcy proceeding could hinder or delay our efforts to collect past due balances and ultimately preclude collection of these sums, resulting in a decrease or cessation of rental payments, which could materially and adversely affect us.

23

Our properties may be subject to impairment charges.

We routinely evaluate our real estate investments for impairment indicators. The judgment regarding the existence of impairment indicators is based on factors such as market conditions and tenant performance. For example, the early termination of, or default under, a lease by a tenant may lead to an impairment charge. Since our investment focus is on properties net leased to a single tenant, the financial failure of, or other default by, a single tenant under its lease(s) may result in a significant impairment loss. If we determine that an impairment has occurred, we would be required to make a downward adjustment to the net carrying value of the property, which could have a material adverse effect on our results of operations in the period in which the impairment charge is recorded. Management has recorded impairment charges related to certain properties in each of the years ended **December 31, 2023**, **December 31, 2024**, **2022**, **2023**, and **2021**, **2022**, and may record future impairments based on actual results and changes in circumstances. See “Critical Accounting **Policies** – Long-Lived Asset Impairment” in Item 7. “Management’s Discussion and Analysis of Financial Condition and Results of Operations” for a discussion of real estate impairment charges.

We may engage in development or expansion projects, including speculative development projects, which would subject us to additional risks that could negatively impact our operations.

We may engage in development or expansion projects, which are subject to a number of risks, including construction delays, supply chain disruptions and inflation, price fluctuation of materials, and cost overruns that may increase anticipated project costs. Such development or expansion projects could also require us, our tenants, or any development partners to raise additional capital or obtain zoning, occupancy, or other required governmental permits and authorizations. A decision by any governmental agency not to issue a required permit or substantial delays in the permitting process could cause the incurrence of penalties, delay us from receiving rental payments, result in us receiving reduced rental payments, or prevent us from pursuing the development or expansion project altogether. We also rely on third-party construction managers and/or engineers to monitor certain construction activities. If we engage or partner with a developer, we rely on the developer to monitor construction activities and our interests may not be aligned. Additional risks related to development or expansion projects include, but are not limited to:

- unsuccessful development opportunities could cause us to incur direct expenses;
- construction costs of a project may exceed original estimates, possibly making the project less profitable than originally estimated or unprofitable;
- time required to complete the construction of a project or to lease up the completed project may be greater than originally anticipated, thereby adversely affecting our cash flow and liquidity;
- legal action to compel performance of contractors, developers, or partners may cause delays and our costs may not be reimbursed;
- we may not be able to find tenants to lease the space built on a speculative basis or in a redeveloped or renovated building, which will impact our cash flow and ability to finance or sell such properties;
- possible gaps in warranty obligations of our developers and contractors and the obligations to a tenant;
- occupancy rates and rents of a completed project may not be sufficient to make the project profitable; and
- favorable financing sources to fund development activities may not be available.

23

The inability to successfully complete development or expansion projects or to complete them on a timely basis could adversely affect our business and results of operations.

We may enter into new transaction structures, including real estate lending opportunities and joint ventures, which would subject us to additional risks that could negatively impact our operations.

We may explore and enter into new transaction structures, including real estate lending opportunities and joint ventures, that may or may not be closely related to our current business. These new transaction structures may have new, different, or increased risks than what we are currently exposed to in our business and we may not be able to manage these risks successfully. Additionally, when investing in such new transaction structures, we will be exposed to the risk that those structures, or the income generated thereby, will affect our ability to meet the requirements to maintain our REIT status and to avoid entity-level taxes, or will subject us to additional regulatory requirements or limitations. If we are not able to successfully manage the risks associated with such new transaction structures, it could have an adverse effect on our business, results of operations, and financial condition.

Security breaches and other technology disruptions could compromise our information systems and expose us to liability, which could materially and adversely affect us.

Information security risks, including risks associated with security breaches through cyber-attacks or cyber-intrusions, malware, computer viruses, attachments to e-mails, persons inside our organization or persons with access to systems inside our organization, and other significant disruptions of our IT networks and related systems, have increased in recent years due to the increased technological sophistication and activities of perpetrators of cyber-attacks, including by computer hackers, foreign governments, and cyber terrorists. Our business involves the storage and transmission of sensitive and confidential information and intellectual property, including tenants’ information, private information about our stockholders and our employees, and financial and strategic information about us. In addition to our internal information systems, we also rely on third-party service providers that may have access to such information in connection with providing necessary information technology, security, and other business services to us. If we fail to assess and identify cybersecurity risks associated with our operations, we may become increasingly vulnerable to such risks. Additionally, the measures we have implemented to prevent security breaches and cyber incidents may not be effective. The theft, destruction, loss, misappropriation, or release of sensitive or confidential information or intellectual property, or

interference with or disruptions of our IT networks and related systems or the technology systems of third parties on which we rely, could result in business disruption, negative publicity, brand damage, violation of privacy laws, loss of tenants, potential liability, and competitive disadvantage. The costs related to cyber-attacks or other security threats or disruptions may not be fully insured or indemnified by other means. Laws and regulations governing data privacy are constantly evolving. Many of these laws and regulations, including the California Consumer Protection Act, contain detailed requirements regarding collecting and processing personal information, restrict the use and storage of such information, and govern the effectiveness of consumer consent. Any of the above risks could materially and adversely affect us.

Changes in accounting standards may materially and adversely affect us.

From time to time the Financial Accounting Standards Board ("FASB"), and the SEC, which create and interpret appropriate accounting standards, may change the financial accounting and reporting standards or their interpretation and application of these standards that will govern the preparation of our financial statements. These changes could materially and adversely affect our reported financial condition and results of operations. In some cases, we could be required to apply a new or revised standard retroactively, resulting in restating prior period financial statements. In addition, any changes may undermine our ability to prepare timely and accurate financial statements, which could result in a lack of investor confidence and could materially and adversely affect us. Similarly, these changes could materially and adversely affect our tenants' reported financial condition or results of operations and affect their preferences regarding leasing real estate as well as their ability to provide accurate or complete financial information to us.

We may acquire properties or portfolios of properties through tax deferred contribution transactions, which could result in stockholder dilution and limit our ability to sell such assets.

In the future, we may acquire properties or portfolios of properties through tax deferred contribution transactions in exchange for OP Units, which may result in stockholder dilution. This acquisition structure may have the effect of, among other things, reducing the amount of tax depreciation we could deduct over the tax life of the acquired properties, and may require that we agree to protect the contributors' ability to defer recognition of taxable gain through restrictions on our ability to dispose of the acquired properties and/or the allocation of debt to the contributors to maintain their tax bases. As of December 31, 2023, we were party to tax protection agreements covering three properties. Based on values as of December 31, 2023, taxable sales of the applicable properties would trigger liability under the agreements of approximately \$10.4 million. In addition, in connection with the Company's internalization, we entered into a tax protection agreement with Amy L. Tait, the Company's founder, and certain members of her family, which has a potential liability of up to \$10 million based on values as of December 31, 2023. These restrictions could limit our ability to sell certain assets or the OP (or our interest in the OP) at a time or on terms that would be favorable absent such restrictions.

Certain provisions of our leases or loan agreements may be unenforceable, which could materially and adversely affect us.

Our rights and obligations with respect to the leases at our properties, mortgage loans, or other loans are governed by written agreements. A court could determine that one or more provisions of such agreements are unenforceable, such as a particular remedy, a master lease covenant, a loan prepayment provision, or a provision governing our security interest in the underlying collateral of a borrower or lessee. We could be adversely impacted if this were to happen with respect to an asset or group of assets.

We may become subject to litigation, which could materially and adversely affect us.

In the future we may become subject to litigation, including, but not limited to, claims relating to our operations, past and future securities offerings, corporate transactions, and otherwise in the ordinary course of business. Some of these claims may result in significant defense costs and potentially significant judgments against us, some of which are not, or cannot be, insured against. We generally intend to vigorously defend ourselves. However, we cannot be certain of the ultimate outcome of any claims that may arise in the future. Resolution of these types of matters against us may result in our having to pay significant fines, judgments, or settlements, which, if uninsured, or if the fines, judgments, and settlements exceed insured levels, could adversely impact our earnings and cash flows, thereby materially and adversely affecting us. Certain litigation or the resolution of certain litigation may affect the availability or cost of some of our insurance coverage, which could materially and adversely impact us, expose us to increased risks that would be uninsured, and materially and adversely impact our ability to attract directors and officers.

24

A failure to maintain effective internal controls could materially and adversely affect us.

Effective internal controls over financial reporting, disclosures, and operations are necessary for us to provide reliable financial reports and public disclosures, effectively prevent fraud, and operate successfully. If we cannot provide reliable financial reports and public disclosures or prevent fraud, our reputation and operating results would be harmed. Our internal controls over financial reporting and our operating internal controls may not prevent or detect financial misstatements or loss of assets because of inherent limitations, including the possibility of human error, management override of controls, or fraud. Effective internal controls can provide only reasonable assurance with respect to financial statement accuracy, public disclosures, and safeguarding of assets. Any failure of these internal controls, including any failure to implement required new or improved controls as a result of changes to our business or otherwise, or if we experience difficulties in their implementation, could result in decreased investor confidence in the accuracy and completeness of our financial reports and public disclosures, civil litigation, or investigations by the SEC or other regulatory authorities, and we could fail to meet our reporting obligations, which could materially and adversely affect us.

A limited number of our leases may require us to pay property-related expenses that are not the obligations of our tenants, which could materially and adversely affect us.

Under the terms of substantially all of our leases, our tenants are responsible for the payment or reimbursement of property expenses such as real estate taxes, insurance, maintenance, repairs, and capital costs in addition to satisfying their rent obligations. Under the provisions of a limited number of our existing leases and leases that we may enter into in the future, however, we may be required to pay some or all of the expenses of the property, such as the costs of environmental liabilities, roof and structural repairs, real estate taxes, insurance, certain non-structural repairs, and maintenance. If our properties incur significant expenses that must be paid by us under the terms of our leases, our business, financial condition, and results of operations may be adversely affected and the amount of cash available to meet expenses and to make distributions to our stockholders and unitholders may be reduced.

As a property owner, we may be subject to environmental liabilities, which could be substantial.

There may be known or unknown environmental liabilities associated with properties we previously owned, currently own, or may acquire in the future. Under various federal, state, and local laws and regulations relating to the environment, as a current or former owner or operator of real property, we may be liable for costs and damages resulting from environmental matters, including the presence or discharge of hazardous or toxic substances, waste, asbestos-containing building materials, or petroleum products at, on, in, under or migrating from such property, including costs to investigate or clean up such contamination and liability for personal injury, property damage, or harm to natural resources. Such laws often impose liability without regard to whether the owner or operator knew of, or was responsible for, the presence of such contamination. These costs and damages could be substantial. Certain uses of some properties may have a heightened risk of environmental liability because of the hazardous materials used in performing services on those properties, such as industrial properties or businesses using petroleum products, paint, machine solvents, and other hazardous materials. We typically undertake customary environmental diligence prior to our acquisition of any property, including obtaining Phase I environmental site assessments. The Phase I environmental site assessments are limited in scope and therefore may not reveal all environmental conditions affecting a property. Therefore, there could be undiscovered environmental liabilities on the properties we own.

The known or potential presence of hazardous substances on a property may adversely affect our ability to sell, lease, or improve the property, or to borrow using the property as collateral. In addition, environmental laws may create liens on contaminated properties in favor of the government for damages and costs it incurs to address such contamination. Moreover, if contamination is discovered on our properties, environmental laws may impose restrictions on the manner in which they may be used or which businesses may be operated, and these restrictions may require substantial expenditures.

Although we may obtain insurance for environmental liability for certain properties that are deemed to warrant coverage, our insurance may be insufficient to address any particular environmental situation and we may be unable to continue to obtain insurance for environmental matters, at a reasonable cost or at all, in the future. If our environmental liability insurance is inadequate, we may become subject to material losses for environmental liabilities. Our ability to receive the benefits of any environmental liability insurance policy will depend on the financial stability of our insurance company and the position it takes with respect to our insurance policies.

Although our leases generally require our tenants to operate in compliance with all applicable federal, state, and local environmental laws, ordinances, and regulations, and to indemnify us against any environmental liabilities arising from the tenants' activities on the property, we could nevertheless be subject to liability, as a current or previous owner of real estate, including strict liability, by virtue of our ownership interest and may be required to remove or remediate hazardous or toxic substances on, under, or in a property. Further, there can be no assurance that our tenants, or the guarantor of a lease, could or would satisfy their indemnification obligations under their leases.

25

Our ability to effectively monitor and respond to the rapid and ongoing developments and often conflicting expectations regarding our corporate responsibility and sustainability efforts may impose unexpected costs or result in reputational or other harm that could have a material adverse effect on our business.

There are rapid and ongoing developments and changing often conflicting expectations relating to corporate responsibility and sustainability matters as governmental entities, investors, employees, and other stakeholders have begun to focus increasingly on such practices. With this increased focus, public reporting regarding corporate responsibility and sustainability efforts is becoming more broadly expected. If we are unable to adequately recognize and effectively respond to such developments and conflicting governmental, societal, investor, and consumer expectations relating to our corporate responsibility and sustainability efforts, we may miss corporate opportunities, become subject to additional scrutiny, incur unexpected and significant costs, or experience damage to our reputation. If any of these events were to occur, there may be a material adverse effect on our business.

We may engage in development acquire properties or expansion projects or enter into new transaction structures, including speculative development projects and real estate lending opportunities, which would subject us to additional risks that could negatively impact our operations.

We may engage in development or expansion projects, portfolios of properties through tax deferred contribution transactions, which could require us, our tenants, or any development partners to raise additional capital or obtain zoning, occupancy, or other required governmental permits and authorizations. Development and expansion projects are subject to a number of risks, including construction delays and cost overruns that may increase anticipated project costs. In addition, a decision by any governmental agency not to issue a required permit or substantial delays in the permitting process could cause the incurrence of penalties, delay us from receiving rental payments, result in us receiving reduced rental payments, or prevent us from pursuing the development or expansion project altogether. The inability to successfully complete development or expansion projects or to complete them on a timely basis could adversely affect our business stockholder dilution and results of operations. In addition, we may explore and enter into new transaction structures, including speculative development projects and real estate lending opportunities, that may or may not be closely related to our current business. These new transaction

structures may have new, different, or increased risks than what we are currently exposed to in our business and we may not be able to manage these risks successfully. Additionally, when investing in such new transaction structures, we will be exposed to the risk that those structures, or the income generated thereby, will affect limit our ability to meet sell such assets.

In the requirements future, we may acquire properties or portfolios of properties through tax deferred contribution transactions in exchange for OP Units, which may result in stockholder dilution. This acquisition structure may have the effect of, among other things, reducing the amount of tax depreciation we could deduct over the tax life of the acquired properties, and may require that we agree to protect the contributors' ability to defer recognition of taxable gain through restrictions on our ability to dispose of the acquired properties and/or the allocation of debt to the contributors to maintain their tax bases. As of December 31, 2024, we were party to tax protection agreements covering two properties. Based on values as of December 31, 2024, taxable sales of the applicable properties would trigger liability under the agreements of approximately \$10.4 million. In addition, in connection with the Company's internalization, we entered into a tax protection agreement with Amy L. Tait, the Company's founder, and certain members of her family, which has a potential liability of up to \$10 million based on values as of December 31, 2024. These restrictions could limit our REIT status and ability to avoid entity-level taxes, sell certain assets or will subject us to additional regulatory requirements the OP (or our interest in the OP) at a time or limitations. If we are not able to successfully manage the risks associated with on terms that would be favorable absent such new transaction structures, it could have an adverse effect on our business, results of operations, and financial condition, restrictions.

The departure of any of our key personnel with long-standing business relationships could materially and adversely affect us.

Our success depends to a significant degree upon the continued contributions of certain key personnel including, but not limited to, members of our executive management team. Many of our executive personnel, particularly our senior management team, have extensive experience and strong reputations in the real estate industry and have been instrumental in setting our strategic direction, operating our business, identifying, recruiting, and training key personnel, and arranging necessary financing. The departure of any member of our executive management team, or our inability to attract and retain highly qualified personnel, could adversely affect our business, diminish our investment opportunities, and weaken our relationships with lenders, business partners, existing and prospective tenants, and industry personnel, which could materially and adversely affect us.

Risks Related to Investments in Real Estate

Our operating results are affected by economic and regulatory changes that impact the commercial real estate market in general.

The Company is an industrial-focused, diversified net lease REIT that focuses on investing in income-producing, single-tenant net leased commercial properties, primarily in the United States. The Company leases industrial, healthcare, restaurant, retail, and office other commercial properties under long-term lease agreements. Accordingly, our performance is subject to risks generally attributable to the ownership of commercial real property, including:

- changes in supply and demand for single-tenant space in the industrial, healthcare, restaurant, retail, and office other sectors;
- increased competition for real property investments targeted by our investment strategy;
- changes in consumer trends and preferences that affect the demand for products and services offered by our tenants;
- inability to lease or sell properties upon expiration or termination of existing leases and renewal of leases at lower rental rates;
- the subjectivity of real estate valuations and changes in such valuations over time;
- the potential risk of functional obsolescence of properties over time; and
- competition from other properties, properties; and
- changes in regulation that affect us or the commercial real estate market in general.

The factors described above are out of our control, and we are unable to predict future changes in such factors. Any negative changes in these factors may cause the value of our real estate to decline, which could materially and adversely affect us.

Global and U.S. financial markets and economic conditions, such as inflation, may materially and adversely affect us and the ability of our tenants to make rental payments to us pursuant to our leases.

A significant portion of our portfolio is leased to tenants operating businesses that directly or indirectly rely on discretionary consumer spending. The success of most of these businesses depends on the willingness of consumers to use discretionary income to purchase their products or services. Our results of operations are sensitive to changes in the overall economic conditions that impact our tenants' financial condition and leasing practices and a downturn in the economy could cause consumers to reduce their discretionary spending, which could result in tenant bankruptcies or otherwise have an adverse impact on our tenants' ability to successfully manage their businesses and pay us amounts due under our lease agreements, thereby materially and adversely affecting us. Accordingly, adverse economic conditions such as high unemployment levels, an increase in interest rates, a decrease in available financing, high inflation, labor and workforce shortages, supply chain issues, tax rates, and fuel and energy costs may have an impact on the results of operations and financial conditions of our tenants. During periods of economic slowdown or recession, rising interest rates and declining demand for real estate may result in a

general decline in rents or an increased incidence of defaults under existing leases. A lack of demand for rental space could adversely affect our ability to maintain our current tenants and gain new tenants, which may affect our growth and results of operations. Accordingly, a decline in economic conditions could materially and adversely affect us.

Increased inflation could lead to interest rate increases that could have a negative impact on variable rate debt we currently have or that we may incur in the future, including increases to interest rates on our borrowings set to reprice in the future. During times when inflation is greater than the increases in rent provided by many of our leases, rent increases will not keep up with the rate of inflation. Increased costs may have an adverse impact on our tenants if increases in their operating expenses exceed increases in revenue, which may adversely affect the tenants' ability to pay rent owed to us, which in turn could materially and adversely affect us. Inflation may also have an adverse effect on consumer spending, which could impact our tenants' revenues and their ability to pay rent owed to us, which in turn could materially and adversely affect us.

Our real estate investments are illiquid.

Because real estate investments are relatively illiquid, our ability to adjust our portfolio promptly in response to economic, financial, investment, or other conditions may be limited. We may be unable to realize our investment objective by sale, other disposition, or refinancing at attractive prices within any given period of time, or we may otherwise be unable to complete any exit strategy. Further, certain significant expenditures generally do not change in response to economic or other conditions, such as (i) debt service, (ii) real estate taxes, and (iii) operating and maintenance costs. The inability to dispose of a property at an acceptable price or at all, as well as the combination of variable revenue and relatively fixed expenditures may result, under certain market conditions, in reduced earnings and could have an adverse effect on our financial condition.

We face risks associated with climate change, which could materially and adversely impact us.

As a result of climate change, our properties in certain markets could experience increases in storm intensity, flooding, drought, wildfires, rising sea levels, and extreme temperatures. The potential physical impacts of climate change on our properties are uncertain and would be particular to the geographic circumstances in areas in which we own property. Over time, these conditions could result in volatile or decreased demand for certain of our properties or, in extreme cases, the inability of our tenants to operate the properties at all. Climate change may also have indirect effects on our business by increasing the cost of insurance (or making insurance unavailable), increasing the cost of energy at our properties, or requiring us to spend funds to repair and protect our properties against such risks. Compliance with new federal and state-level laws or regulations related to climate change, including climate change disclosures, compliance with "green" building codes or other laws or regulations relating to reduction of carbon footprints and/or greenhouse gas emissions, may require us to make significant cash expenditures both at the property and corporate level. Furthermore, our tenants' increased costs associated with compliance with such laws or regulations could negatively impact our tenants' operating results and ability to pay rent. Any of these occurrences could materially and adversely impact us.

Natural disasters, pandemics or epidemics, terrorist attacks, other acts of violence or war, or other catastrophic events could materially and adversely impact us.

Natural disasters (e.g., hurricanes, floods, earthquakes, wildfires, or other types of natural disasters), pandemics or epidemics, terrorist attacks, other acts of violence or war, or other catastrophic events (e.g., hurricanes, floods, earthquakes, or other types of natural disasters or wars or other acts of violence) could cause damage to our properties, materially interrupt our business operations (or those of our tenants), cause consumer confidence and spending to decrease, or result in increased volatility in the U.S. and worldwide financial markets and economy. We own properties in regions that have historically been impacted by natural disasters and it is probable such regions will continue to be impacted by such events. If a disaster occurs, we could suffer a complete loss of capital invested in, and any profits expected from, the affected properties. Any of these occurrences could materially and adversely affect us.

27

Insurance on our properties may not adequately cover all losses and uninsured losses could materially and adversely affect us.

Our tenants are generally required to maintain comprehensive insurance coverage for the properties they lease from us pursuant to our net leases. Pursuant to such leases, our tenants are required to name us (and any of our lenders that have a mortgage on the property leased by the tenant) as additional insureds on their liability policies and loss payee (or mortgagee, in the case of our lenders) on their property policies. Additionally, most tenants are required to maintain casualty coverage and most carry limits at 100% of replacement cost. Depending on the location of the property, losses of a catastrophic nature, such as those caused by earthquakes and floods, may be covered by insurance policies that are held by our tenant with limitations such as large deductibles, co-payments, or sub-limits that a tenant may not be able to meet. In addition, losses of a catastrophic nature, such as those caused by wind/hail, hurricanes, terrorism, or acts of war, may be uninsurable or not economically insurable. In the event there is damage to our properties that is not covered by insurance and such properties are subject to recourse indebtedness, we will continue to be liable for the indebtedness, even if these properties are irreparably damaged. In addition, if uninsured damages to a property occur or a loss exceeds policy limits and we do not have adequate cash to fund repairs, we may be forced to sell the property at a loss or to borrow capital to fund the repairs.

Furthermore, in the event we experience a substantial or comprehensive loss of one of our properties, we may not be able to rebuild such property to its existing specifications without significant capital expenditures which may exceed any amounts received pursuant to insurance policies. The loss of our capital investment in or anticipated future returns from our properties due to material uninsured losses could materially and adversely affect us.

Our costs of compliance with laws and regulations may require us or our tenants to make unanticipated expenditures that could reduce the investment return of our stockholders.

All real property and the operations conducted on real property are subject to numerous federal, state, and local laws and regulations. We cannot predict what laws or regulations will be enacted in the future, how future laws or regulations will be administered or interpreted, or how future laws or regulations will affect us or our properties. For example, we may be required to make substantial capital expenditures to comply with applicable fire and safety regulations, building codes, environmental regulations, and other land use regulations, and may be required to obtain approvals from various authorities with respect to our properties, including prior to acquiring a property or when undertaking improvements of any of our existing properties. Additionally, pursuant to the Americans with Disabilities Act ("ADA"), all public accommodations must meet federal requirements related to access and use by disabled persons. Compliance with ADA requirements could require property-level expenditures and non-compliance could result in imposition of fines by the U.S. government or an award of damages to private litigants, or both.

In most instances, our tenants are obligated to comply with these types of laws and regulations pursuant to our leases and cover costs associated with compliance. However, if required changes involve greater expenditures than anticipated or if the changes must be made on a more accelerated basis than anticipated, the ability of our tenants to cover such costs could be adversely affected and we may be required to expend our own funds. Accordingly, compliance with new laws or regulations, or stricter interpretation of existing laws, may require us or our tenants to incur significant expenditures, impose significant liability, restrict or prohibit business activities, and could cause a material adverse effect on us.

Risks Related to Debt Financing

As of ~~December 31, 2023~~ December 31, 2024, we had approximately \$1.9 billion principal balance of indebtedness outstanding, which may expose us to the risk of default under our debt obligations.

As of ~~December 31, 2023~~ December 31, 2024, we had approximately \$1.9 billion principal balance of indebtedness outstanding. We have incurred, and plan to incur in the future, financing through borrowings under term loans, senior notes, our Revolving Credit Facility, and mortgage loans secured by some or all of our properties. In some cases, the mortgage loans we incur are guaranteed by us, the OP, or both. We may also borrow funds if necessary to satisfy the requirement that we distribute to stockholders as dividends at least 90% of our annual REIT taxable income (computed without regard to the dividends paid deduction and our net capital gain), or otherwise as is necessary or advisable to assure that we maintain our qualification as a REIT for U.S. federal income tax purposes. Payments of principal and interest on borrowings may leave us with insufficient cash resources to meet our cash needs or make the distributions to our common stockholders currently contemplated or necessary to qualify as a REIT. Our level of debt and the limitations imposed on us by our debt agreements could have significant adverse consequences, including the following:

- our cash flow may be insufficient to meet our required principal and interest payments;
- cash interest expense and financial covenants relating to our indebtedness, including a covenant in our Revolving Credit Facility that restricts us from paying distributions if an event of default exists, other than distributions required to maintain our REIT status, may limit or eliminate our ability to make distributions to our common stockholders;
- we may be forced to dispose of properties, possibly on unfavorable terms or in violation of certain covenants to which we may be subject;
- we may default on our obligations and the lenders or mortgagees may foreclose on our properties or our interests in the entities that own the properties that secure our loans and receive an assignment of rents and leases;

28

-
- we may be restricted from accessing some of our excess cash flow after debt service if certain of our tenants fail to meet certain financial performance metric thresholds;
 - our default under any loan with cross default provisions could result in a default on other indebtedness.

The occurrence of any of these events could materially and adversely affect us. Furthermore, foreclosures could create taxable income without accompanying cash proceeds, which could hinder our ability to meet the REIT distribution requirements imposed by the Code.

Disruptions in the financial markets and deteriorating economic conditions could adversely affect our ability to obtain debt financing on commercially reasonable terms, refinance existing indebtedness on acceptable terms or at all, and adversely impact our ability to implement our investment strategy and achieve our investment objectives.

We use external financing to refinance indebtedness as it matures and to partially fund our acquisitions. Credit markets may experience significant price volatility, displacement, and liquidity disruptions, including the bankruptcy, insolvency, or restructuring of certain financial institutions. Our access to financing depends on, among other things, conditions in the financial markets. The United States and global financial markets have experienced periods of significant volatility and disruption in the past, and are expected to continue to do so in the future. Recent disruptions in the capital markets have resulted in constrained equity and debt capital available for investment in the real estate market and increases in capitalization rates. Future events or sustained negative conditions may also reduce the availability of financing, make financing terms less attractive, as well as negatively impact the value of our investments in properties. If sufficient sources of external financing are not available to us on cost effective terms, we could be forced to limit our planned business activities or take other actions to fund our business activities and repayment of debt such as selling assets or reducing ~~or maintaining~~ our cash distributions. As a result, we may be unable to fully refinance maturing indebtedness with new indebtedness, which could materially and adversely affect us. Uncertainty in the credit markets could also negatively impact our ability to make acquisitions, make it more difficult or impossible for us to sell properties, or adversely affect the price we receive for properties that we do sell, as prospective buyers may experience increased costs of debt financing or difficulties in obtaining debt financing.

Failure to hedge effectively against interest rate changes may materially and adversely affect us.

To reduce our exposure to variable-rate debt, we enter into interest rate swap agreements to fix the rate of interest as a hedge against interest rate fluctuations on floating-rate debt. These arrangements involve risks and may not be effective in reducing our exposure to interest rate changes. In addition, the counterparties to any hedging arrangements we enter into may not honor their obligations. Failure to hedge effectively against changes in interest rates relating to the interest expense of our future floating-rate borrowings may materially and adversely affect us.

Our Revolving Credit Facility and term loan agreements contain various covenants which, if not complied with, could accelerate our repayment obligations, thereby materially and adversely affecting us.

We are subject to various financial and operational covenants and financial reporting requirements pursuant to the agreements we have entered into governing our Revolving Credit Facility, term loans, and senior notes. These covenants require us to, among other things, maintain certain financial ratios, including leverage, fixed charge coverage, and debt service coverage, among others. As of **December 31, 2023** **December 31, 2024**, we believe we were in compliance with all of our loan covenants. Our continued compliance with these covenants depends on many factors and could be impacted by current or future economic conditions, and thus there are no assurances that we will continue to comply with these covenants. Failure to comply with these covenants would result in a default which, if we were unable to cure or obtain a waiver from the lenders, could accelerate our repayment obligations and thereby have a material and adverse impact on us.

Further, these covenants, as well as any additional covenants to which we may be subject in the future because of additional borrowings, could cause us to forego investment opportunities, reduce or eliminate distributions to our common stockholders, or obtain financing that is more expensive than financing we could obtain if we were not subject to the covenants. Additionally, these restrictions may adversely affect our operating and financial flexibility and may limit our ability to respond to changes in our business or competitive environment, all of which may materially and adversely affect us.

Failure to maintain our current credit ratings could materially and adversely affect our cost of capital, liquidity, and access to capital markets.

The spread we pay over applicable reference rates for our unsecured credit facilities is determined based on our current credit ratings of 'Baa2' and 'BBB' from Moody's and S&P, respectively. The ratings are based on a number of factors, including an assessment of our financial strength, portfolio size and diversification, credit and operating metrics, and sustainability of cash flow and earnings. If we are unable to maintain our current credit ratings it could adversely affect our cost of capital, liquidity, and access to capital markets. Factors that could negatively impact our credit ratings include, but are not limited to: a significant increase in our leverage on a sustained basis, a significant increase in the proportion of secured debt levels, a significant decline in our unencumbered asset base, and a significant decline in our portfolio diversification.

29

SOFR has a limited history, is different than LIBOR, and rates derived from SOFR may perform differently than LIBOR would have performed, which could create increased volatility in our cost of borrowing or increase our interest expense.

On June 22, 2017, the Alternative Reference Rates Committee ("ARRC") convened by the Board of Governors of the Federal Reserve System and the Federal Reserve Bank of New York identified SOFR as the rate that, in the consensus view of the ARRC, represented best practice for use in certain new U.S. dollar derivatives and other financial contracts. SOFR is a broad measure of the cost of cash overnight collateralized by U.S. Treasury securities, and has been published by the Federal Reserve Bank of New York since April 2018. The Federal Reserve Bank of New York has also begun publishing historical indicative Secured Overnight Financing Rates from 2014.

With the discontinuation of LIBOR as a floating rate benchmark, we transitioned the reference interest rate used in connection with our floating rate debt obligations to ones based on SOFR. The composition and characteristics of SOFR are not the same as those of LIBOR, and SOFR is fundamentally different from LIBOR for two key reasons. First, SOFR is a secured rate, while LIBOR is an unsecured rate. Second, SOFR is an overnight rate, while LIBOR is a forward-looking rate that represents interbank funding over different maturities (e.g., three months) and SOFR and SOFR-based rates have a limited history. As a result, it remains uncertain whether SOFR will perform in the same way as LIBOR would have at any time, including, without limitation, as a result of changes in interest and yield rates in the market, market volatility or global or regional economic, financial, political, regulatory, judicial, or other events. **In addition, SOFR is a relatively new reference rate and with a limited history, and changes in SOFR have, on occasion, been more volatile than changes in other benchmark or market rates.** Accordingly, there can be no assurance that our transition to term SOFR in connection with our floating rate borrowings will not result in increased volatility in our cost of borrowing or increased interest expense.

Additionally, the inability or any inefficiency in market participants ability to hedge SOFR-based transactions or the illiquidity or relative illiquidity in the market for SOFR-based instruments may increase the costs associated with SOFR-based debt instruments or our ability to hedge our exposure to floating interest rates.

We may be adversely affected by changes in CDOR reporting practices, the methods by which CDOR is determined, or the use of alternative reference rates.

As of **December 31, 2023** **December 31, 2024**, we had approximately C\$100 million of debt outstanding for which the interest rate was tied to the Canadian Dollar Offered Rate ("CDOR"). Additionally, as of **December 31, 2023** **December 31, 2024**, we had entered into interest rate swaps totaling C\$100 million that fix the CDOR component of our debt through various tenors.

In December 2021, the Canadian Alternative Reference Rate Working Group ("CARR") which was established by the Bank of Canada's Canadian Fixed-Income Forum to coordinate Canadian interest rate reform, recommended that Refinitiv Benchmark Services (UK) Limited ("Refinitiv") cease its calculation and publication of CDOR after June 30, 2024. CARR also recommended that by June 30, 2023, all new securities use the Canadian Overnight Repo Rate Average ("CORRA"), subject to certain limited exceptions. On

May 16, 2022, Refinitiv announced the cessation of the calculation and publication of CDOR after June 28, 2024. On January 11, 2023, CARR announced development of a new Term CORRA benchmark.

We are monitoring and evaluating the related risks which arise in connection with transitioning our Canadian dollar-denominated debt to a new alternative rate, including any resulting value transfer that may occur. There can be no assurances as to what alternative interest rates may be and whether such interest rates will be more or less favorable than CDOR and any other unforeseen impacts of the potential discontinuation of CDOR. Any changes in CDOR reporting practices, the methods by which CDOR is determined, or the use of alternative reference rates may adversely affect us.

We may incur mortgage debt on a particular property, which may subject us to certain risks, and the occurrence of any such risk could materially and adversely affect us.

We may incur mortgage debt on a particular property, especially if we believe the property's projected cash flow is sufficient to service the mortgage debt. In addition, incurring mortgage debt may increase the risk of loss since defaults on indebtedness secured by a property may result in foreclosure actions initiated by lenders and our loss of the property securing the loan that is in default. For U.S. federal income tax purposes, a foreclosure of any of our properties would be treated as a sale of the property for a purchase price equal to the outstanding balance of the debt secured by the mortgage. If the outstanding balance of the debt secured by the mortgage exceeds our tax basis in the property, we would recognize taxable income on foreclosure but would not receive any of the proceeds. We may give full or partial guarantees to lenders to the OP or its affiliates. If we give a guaranty on behalf of the OP, we will be responsible to the lender for satisfaction of the debt if it is not paid by the OP. If any mortgages contain cross-collateralization or cross-default provisions, there is a risk that more than one of our real properties may be affected by a default. If any of our properties are foreclosed upon due to a default, we could be materially and adversely affected.

30

Risks Related to Our Organizational Structure

Our Charter contains provisions, including ownership and transfer restrictions, that may delay, discourage, or prevent a takeover or change of control transaction that could otherwise result in a premium price to our stockholders.

Our Charter contains various provisions that are intended to facilitate our qualification as a REIT. For example, our Charter restricts the direct or indirect ownership by one person or entity to no more than 9.8% of the value of our then outstanding shares of capital stock and no more than 9.8% of the value or number of shares, whichever is more restrictive, of our then outstanding common stock unless exempted by our Board of Directors. This restriction may discourage a change of control of us and may deter individuals or entities from making tender offers for shares of our common stock on terms that might be financially attractive to stockholders or which may cause a change in our management. In addition to deterring potential change of control transactions that may be favorable to our stockholders, these provisions may also decrease our stockholders' ability to sell their shares of our common stock. As a result, these charter provisions may negatively impact the market price of our common stock.

We may issue preferred stock or separate classes or series of common stock, which could adversely affect the holders of our common stock.

Our Charter authorizes us to issue up to 520,000,000 shares of stock, and our Board of Directors, without any action by our stockholders, may amend our Charter from time to time to increase or decrease the aggregate number of shares or the number of shares of any class or series of stock that we have authority to issue. Holders of shares of our common stock do not have preemptive rights to acquire any shares issued by us in the future.

In addition, our Board of Directors may classify or reclassify any unissued shares of our common stock or preferred stock and establish the preferences, rights, and powers of any such stock. As a result, our Board of Directors could authorize the issuance of preferred stock or separate classes or series of common stock with terms and conditions that could have priority, with respect to distributions and amounts payable upon our liquidation, over the rights of our common stock. The issuance of shares of such preferred or separate classes or series of common stock could dilute the value of an investment in shares of our common stock. The issuance of shares of preferred stock or a separate class or series of common stock could provide the holders thereof with specified dividend payments and payments upon liquidation prior or senior to those of the common stock, and could also have the effect of delaying, discouraging, or preventing a change in control of us, including an extraordinary transaction (such as a merger, tender offer, or sale of all or substantially all of our assets) that might provide a premium price for holders of our common stock.

Termination of the employment agreements with certain members of our executive management team could be costly.

The employment agreements with certain members of our executive management team provide that if their employment with us terminates under certain circumstances, we may be required to pay them significant amounts of severance compensation, thereby making it costly to terminate their employment.

Our Board of Directors may change our investment and financing policies without stockholder approval, which could materially and adversely alter the nature of an investment in us.

The methods of implementing our investment policies and strategy may vary as new real estate development trends emerge, new investment techniques are developed, and market conditions evolve. Our investment and financing policies are exclusively determined by our Board of Directors and senior management team. Accordingly, our stockholders do not control these policies. Further, our organizational documents do not limit the amount or percentage of indebtedness, funded or otherwise, that we may incur. Although we are not

required to maintain a particular leverage ratio, we generally intend to maintain on a sustained basis a level of Net Debt that is generally less than 6.0x our Annualized Adjusted EBITDA. However, from time to time, our ratio of Net Debt to our Annualized Adjusted EBITDA may exceed 6.0x. Our Board of Directors may alter or eliminate our current policy on borrowing at any time without stockholder approval. If this policy changed, we could become more highly leveraged, which could result in an increase in our debt service costs and obligations. Higher leverage also increases the risk of default on our obligations. In addition, a change in our investment policies, including the manner in which we allocate our resources across our portfolio or the types of assets in which we seek to invest, may increase our exposure to interest rate risk, real estate market fluctuations, and liquidity risk. Changes to our policies with regard to the foregoing could materially and adversely affect us.

Our rights and the rights of our stockholders to take action against our directors and officers are limited.

Maryland law provides that a director of a Maryland corporation will not have any liability in that capacity if he or she performs his or her duties in accordance with the applicable standard of conduct. Our Charter limits the liability of our directors and officers to us and our stockholders for money damages to the maximum extent permitted by Maryland law. Therefore, our directors and officers are subject to monetary liability resulting only from:

- actual receipt of an improper benefit or profit in money, property, or services; or
- active and deliberate dishonesty by the director or officer that was established by a final judgment as being material to the cause of action adjudicated.

31

As a result, we and our stockholders have rights against our directors and officers that are more limited than might otherwise exist. Accordingly, in the event that actions taken by any of our directors or officers impede the performance of our Company, your and our ability to recover damages from such director or officer will be limited. Our Charter and Second Amended and Restated Bylaws also require us to indemnify and advance expenses to our directors and our officers for losses they may incur by reason of their service in those capacities subject to any limitations under Maryland law or in our Charter. Moreover, we have entered into separate indemnification agreements with each of our directors and executive officers. As a result, we and our stockholders may have more limited rights against these persons than might otherwise exist under common law, which could reduce our stockholders' and our recovery against such persons. In addition, we may be obligated to fund the defense costs incurred by these persons in some cases, which would reduce the cash available for distributions.

We are a holding company with no direct operations and rely on funds received from the OP to pay liabilities.

We are a holding company and conduct substantially all of our operations through the OP. We do not have, apart from an interest in the OP, any independent operations. As a result, we rely on distributions from the OP to pay any distributions we might declare on shares of our common stock. We will also rely on distributions from the OP to meet any of our obligations, including any tax liability on taxable income allocated to us from the OP. In addition, because we are a holding company, your claims as stockholders are structurally subordinated to all existing and future liabilities and obligations (whether or not for borrowed money) of the OP and its subsidiaries. Therefore, in the event of our bankruptcy, liquidation, or reorganization, our assets and those of the OP and its subsidiaries will be able to satisfy the claims of our stockholders only after all of our and the OP and its subsidiaries' liabilities and obligations have been paid in full.

Our UPREIT structure may result in potential conflicts of interest between the interests of our stockholders and members in the OP, which may materially and adversely impede business decisions that could benefit our stockholders.

Conflicts of interest could arise in the future as a result of the relationships between us and our affiliates, on the one hand, and the OP or any future member thereof, on the other. Our directors and officers have duties to our Company under applicable Maryland law in connection with the management of our Company. At the same time, we, as the managing member of the OP, will have fiduciary duties and obligations to the OP and its members under New York law and the OP Agreement in connection with the management of the OP. Our fiduciary duties and obligations, as the managing member of the OP, and its members may come into conflict with the duties of our directors and officers to our Company.

While we intend to avoid situations involving conflicts of interest, there may be situations in which the interests of the OP may conflict with our interests. Our activities specifically authorized by or described in the OP Agreement may be performed by us and will not, in any case or in the aggregate, be deemed a breach of the OP Agreement or any duty owed by us to the OP or any member. In exercising our authority under the OP Agreement, we may, but are under no obligation to, take into account the tax consequences of any action we take. Other than liabilities associated with tax protection agreements that we have entered into, we and the OP have no liability to a non-managing member under any circumstances as a result of an income tax liability incurred by such non-managing member as a result of an action (or inaction) by us pursuant to our authority under the OP Agreement.

The OP Agreement provides that the managing member will not be liable to the OP, its members, or any other person bound by the OP Agreement for monetary damages for losses sustained, liabilities incurred, or benefits not derived by the OP or any member, except for liability for the member's gross negligence or willful misconduct. Moreover, the OP Agreement provides that the OP is required to indemnify the managing member, its affiliates, and certain related persons, and any manager, officer, stockholder, director, member, employee, representative, or agent of the managing member or its affiliates from and against any and all claims that relate to the operations of the OP, except if (i) the act was committed in bad faith, (ii) the act was the result of active and deliberate dishonesty and was material to the cause of action involved, or (iii) it personally gained in fact a financial income or other advantage to which it was not entitled under law.

U.S. Federal Income Tax Risks

Failure to qualify as a REIT would materially and adversely affect us and the value of our common stock.

We elected to be taxed as a REIT under Sections 856 through 860 of the Code and the applicable U.S. Treasury regulations, which contain the requirements for qualifying as a REIT, which we refer to in this Form 10-K as the "REIT Requirements," beginning with our taxable year ended December 31, 2008. We believe that we have been organized and operated in a manner to qualify for taxation as a REIT for U.S. federal income tax purposes commencing with such year, and we intend to continue operating in such a manner. However, we cannot assure you that we have qualified as a REIT, or that we will remain qualified as such in the future. If we lose our REIT status, we will face significant tax consequences that would substantially reduce our cash available for distribution to our stockholders for each of the years involved because:

- we would not be allowed a deduction for distributions to stockholders in computing our taxable income, we would be subject to U.S. federal income tax at the corporate level and we could be subject to increased state and local income taxes;
- unless we are entitled to relief under applicable statutory provisions of the Code, we (and our successor) could not elect to be taxed as a REIT for four taxable years following the year during which qualification was lost; and
- for the five years following re-election of REIT status, upon a taxable disposition of an asset owned as of such re-election, we would be subject to corporate level tax with respect to any built-in gain inherent in such asset at the time of re-election.

32

Any such corporate tax liability could be substantial and would reduce our cash available for, among other things, our operations and distributions to stockholders. In addition, if we fail to qualify as a REIT, we will not be required to make distributions to our stockholders. If this occurs, we may need to borrow funds or liquidate some of our properties in order to pay any applicable taxes. As a result of all these factors, our failure to qualify as a REIT also could impair our ability to execute our growth investment strategy and raise capital, and could materially and adversely affect the trading price of our common stock.

Even if we remain qualified as a REIT for U.S. federal income tax purposes, we may be subject to other tax liabilities that reduce our cash flow and our ability to make distributions to our stockholders.

Even if we qualify as a REIT, we may be subject to certain U.S. federal, state and local taxes on our income and assets, including taxes on any undistributed income, tax on income from some activities conducted as a result of a foreclosure, and state or local transfer taxes. In addition, we will be subject to a 4% nondeductible excise tax if the actual amount that we distribute to our stockholders in a calendar year is less than a minimum amount specified under the Code. Finally, we could, in certain circumstances, be required to pay an excise or penalty tax or interest charge (which could be significant in amount) in order to utilize one or more relief provisions under the Code to maintain our qualification as a REIT and to avoid the imposition of an entity-level tax. Any of these taxes or interest charges would decrease cash available for distribution to our stockholders. In addition, in order to meet the REIT Requirements, or to avert the imposition of a 100% tax that applies to certain gains derived by a REIT from dealer property or inventory, we have held, and may continue to hold, some of our assets through a TRS that is subject to U.S. federal, state and local corporate taxes. Any of these taxes would decrease cash available for distribution to our stockholders.

To satisfy the REIT distribution requirements, we may be forced to take certain actions to raise funds if we have insufficient cash flow which could materially and adversely affect us and the trading price of our common stock.

To qualify as a REIT, we generally must distribute to our stockholders at least 90% of our REIT taxable income each year, computed without regard to the dividends paid deduction and our net capital gain, and we will be subject to corporate income tax on our undistributed taxable income to the extent that we distribute less than 100% of our REIT taxable income each year, computed without regard to the dividends paid deduction and including our net capital gain. In addition, we will be subject to a 4% nondeductible excise tax on the amount, if any, by which distributions paid by us in any calendar year are less than the sum of 85% of our ordinary income, 95% of our capital gain net income and 100% of our undistributed income from prior years. In order to satisfy these distribution requirements to maintain our REIT status and avoid the payment of income and excise taxes, we may need to take certain actions to raise funds if we have insufficient cash flow, such as borrowing funds, raising additional equity capital, selling a portion of our assets or finding another alternative to make distributions to our stockholders. We may be forced to take those actions even if the then-prevailing market conditions are not favorable for those actions. This situation could arise from, among other things, differences in timing between the actual receipt of cash and recognition of income for U.S. federal income tax purposes, or the effect of non-deductible capital expenditures or other non-deductible expenses, the creation of reserves, or required debt or amortization payments. Such actions could increase our costs and reduce the value of our common stock. These sources, however, may not be available on favorable terms or at all. Our access to third-party sources of capital depends on a number of factors, including the market's perception of our growth potential, our current debt levels, the market price of our common stock, and our current and potential future earnings. We cannot assure you that we will have access to such capital on favorable terms at the desired times, or at all, which may cause us to curtail our investment activities and/or to dispose of assets at inopportune times, and could materially and adversely affect us and the trading price of our common stock.

Further, we may be required to make distributions to stockholders at times when it would be more advantageous to reinvest cash in our business. Compliance with the REIT distribution requirements may hinder our ability to operate solely on the basis of maximizing profits.

The IRS may treat sale-leaseback transactions as loans, which could jeopardize our REIT status or require us to make an unexpected distribution.

We may purchase properties and lease them back to the sellers of such properties. The IRS may take the position that certain of these sale-leaseback transactions that we treat as leases are not "true leases" but are, instead, financing arrangements or loans for U.S. federal income tax purposes.

If a sale-leaseback transaction were so re-characterized, we might fail to satisfy the REIT asset tests, the income tests, or distribution requirements and consequently lose our REIT status effective with the year of re-characterization unless we elect to make an additional distribution to maintain our REIT status. The primary risk relates to the disallowance of deductions for depreciation and cost recovery relating to such property, which could affect the calculation of our REIT taxable income and could cause us to fail the REIT distribution requirement that requires a REIT to distribute at least 90% of its REIT taxable income, computed without regard to the dividends paid deduction and any net capital gain. In this circumstance, we may elect to distribute an additional dividend of the increased taxable income so as not to fail the REIT distribution test. This distribution would be paid to all stockholders at the time of declaration rather than the stockholders that held our shares in the taxable year affected by the re-characterization.

33

The prohibited transactions tax may limit our ability to engage in sale transactions.

A REIT's net income from prohibited transactions is subject to a 100% penalty tax. In general, prohibited transactions are sales or other dispositions of property, other than foreclosure property, held primarily for sale to customers in the ordinary course of business. Although we do not intend to hold any properties that would be characterized as held for sale to customers in the ordinary course of our business, unless a sale or disposition qualifies under certain statutory safe harbors, such characterization is a factual determination and no guarantee can be given that the IRS would agree with our characterization of our properties or that we will always be able to make use of the available safe harbors.

Complying with the REIT Requirements may limit our ability to hedge effectively and may cause us to incur tax liabilities.

The REIT provisions of the Code substantially limit our ability to hedge our assets and liabilities. Any income from a hedging transaction that we enter into to manage the risk of interest rate changes with respect to borrowings made or to be made to acquire or carry real estate assets, or from certain terminations of such hedging positions, does not constitute "gross income" for purposes of the 75% or 95% gross income tests that apply to REITs, provided that certain identification requirements are met. To the extent that we enter into other types of hedging transactions or fail to properly identify such transaction as a hedge, the income is likely to be treated as non-qualifying income for purposes of the 75% and 95% gross income tests. As a result of these rules, we may be required to limit our use of advantageous hedging techniques or implement those hedges through a TRS. This could increase the cost of our hedging activities because any TRS in which we own an interest may be subject to tax on gains or expose us to greater risks associated with changes in interest rates than we would otherwise want to bear. In addition, losses in any TRS in which we own an interest will generally not provide any tax benefit, except that such losses may be carried forward and may be deducted against 80% of future taxable income in the TRS.

Complying with the REIT Requirements may force us to liquidate or forgo otherwise attractive investments.

To qualify as a REIT, we must continually satisfy tests concerning, among other things, the nature and diversification of our assets, the sources of our income, and the amounts we distribute to our stockholders. In connection with the Company's internalization, we were treated as having acquired substantial amounts of goodwill that may not qualify for the 75% asset test. Compliance with these limitations, particularly given the goodwill that we acquired in the Company's internalization, may hinder our ability to make, and, in certain cases, maintain ownership of certain attractive investments that might not qualify for the 75% asset test. If we fail to comply with the REIT asset test requirements at the end of any calendar quarter, we must correct the failure within 30 days after the end of the calendar quarter or qualify for certain statutory relief provisions to avoid losing our REIT qualification and suffering adverse tax consequences. As a result, we may be required to liquidate or forgo otherwise attractive investments in order to satisfy the asset and income tests or to qualify under certain statutory relief provisions. These actions could have the effect of reducing our income, increasing our income tax liability, and reducing amounts available for distribution to our stockholders. In addition, we may be required to make distributions to stockholders at disadvantageous times or when we do not have funds readily available for distribution, and may be unable to pursue investments (or, in some cases, forego the sale of such investments) that would be otherwise advantageous to us in order to satisfy the REIT Requirements. Accordingly, satisfying the REIT Requirements could materially and adversely affect us. Moreover, if we are compelled to liquidate our investments to meet any of these asset, income, or distribution tests, or to repay obligations to our lenders, we may be unable to comply with one or more of the REIT Requirements or may be subject to a 100% tax on any resulting gain if such sales constitute prohibited transactions.

In certain circumstances, we may be liable for certain tax obligations of certain of the members of the OP.

In certain circumstances, we may be liable for tax obligations of certain of the members of the OP. In connection with certain UPREIT transactions and the Company's internalization, we have entered or **will may** enter into tax protection agreements under which we have agreed to indemnify members of the OP against adverse tax consequences if we were to sell, convey, transfer, or otherwise dispose of our assets in taxable transactions, with specific exceptions and limitations. Pursuant to the tax protection agreements, we have also agreed to ensure that such members of the OP are allocated minimum amounts of the OP's indebtedness. If we fail to meet our obligations under the tax protection agreements, we may be required to reimburse those members of the OP for the amount of the tax liabilities they incur, subject to certain limitations. We may enter into additional tax protection agreements in the future in connection with other UPREIT transactions. Although it may be in our stockholders' best interest that we sell a property, it may be economically disadvantageous for us to do so because of these obligations. In order to limit our exposure to a tax obligation, our use of proceeds from any sales or dispositions of certain properties will be limited.

34

In connection with acquisitions, we may inherit tax liabilities and attributes of other entities.

From time to time, we or the OP may acquire other corporations or entities and, in connection with such acquisitions, we may succeed to the historical tax attributes and liabilities of such entities. For example, if we acquire appreciated assets from a non-REIT C corporation in a transaction in which the adjusted tax basis of the assets in its hands is determined by reference to the adjusted tax basis of the assets in the hands of the C corporation, we will be subject to entity-level tax on any gain recognized in connection with a disposition (such as a taxable sale) of any such assets during the 5-year period following such acquisition. In addition, in order to qualify as a REIT, we must not have, at the end of any taxable year, any earnings and profits accumulated in a non-REIT year. As a result, if we acquire a C corporation (including upon a liquidation of a TRS), we must distribute the corporation's earnings and profits accumulated prior to the acquisition before the end of the taxable year in which we acquire the corporation. We also could be required to pay the acquired entity's unpaid taxes even though such liabilities arose prior to the time we acquired the entity.

Because each of Trident BRE Holdings I, Inc. and Trident BRE Holdings II, Inc. (the "Blocker Corps") were taxable as a non-REIT C corporation and we acquired their appreciated assets in connection with the Company's internalization in transactions (the "Blocker Corp Mergers") in which the adjusted tax basis of the assets in our hands was determined by reference to the adjusted tax basis of the assets in the hands of each of the Blocker Corps prior to the Blocker Corp Mergers, we will be subject to corporate income tax on the "built-in gain" with respect to the Blocker Corps' assets at the time of the Blocker Corp Mergers if we dispose of those assets in a taxable transaction within five years following the Blocker Corp Mergers. This built-in gain is measured by the difference between the value of the Blocker Corps' assets at the time of the Blocker Corp Mergers and the adjusted basis in those assets. We estimate this built-in gain to be approximately \$56.4 million. The assets of the Blocker Corps we acquired in the Blocker Corp Mergers are the Blocker Corps' interests in BRE. When BRE merged into the OP in a tax-deferred transaction and the Blocker Corps received OP Units, the built-in gain associated with the Blocker Corps' assets became represented as part of an intangible asset on our balance sheet. The disposition of that intangible asset in a taxable transaction within five years following the Blocker Corp Mergers could trigger a corporate income tax on that built-in gain. The most likely transaction in which that intangible asset is disposed of would be a sale of the OP (or our interest in the OP) in a taxable transaction. Thus, if the OP (or our interest in the OP) is sold in a taxable transaction within five years following the Blocker Corp Mergers, we could incur a corporate income tax on approximately \$56.4 million of built-in gain.

In addition to the foregoing, as a result of the Blocker Corp Mergers, we inherited any liability with respect to unpaid taxes of each of the Blocker Corps for any periods prior to the Blocker Corp Mergers.

Changes to the U.S. federal income tax laws could have a material and adverse effect on us.

The IRS, the United States Treasury Department and Congress frequently review U.S. federal income tax legislation, regulations, and other guidance. We cannot predict whether, when or to what extent new U.S. federal tax laws, regulations, interpretations or rulings will be adopted. Any legislative action may prospectively or retroactively modify our tax treatment and, therefore, may adversely affect our taxation or our stockholders. We urge you to consult with your tax advisor with respect to the status of legislative, regulatory or administrative developments and proposals and their potential effect on an investment in our stock. Although REITs generally receive certain tax advantages compared to entities taxed as "C" corporations, it is possible that future legislation would result in a REIT having fewer tax advantages, and it could become more advantageous for a company that invests in real estate to elect to be treated for U.S. federal income tax purposes as a "C" corporation.

Risks Related to Ownership of Our Common Stock

The market price and trading volume of shares of our common stock may be volatile.

The market price of shares of our common stock may fluctuate. In addition, the trading volume in shares of our common stock may fluctuate and cause significant price variations to occur. Historically, these changes frequently appear to occur without regard to the operating performance of the affected companies. Hence, the price of our common stock could fluctuate based upon factors that have little or nothing to do with us in particular. If the market price of shares of our common stock declines significantly, you may be unable to resell your shares of our common stock at or above the public offering price. We cannot assure you that the market price of shares of our common stock will not fluctuate or decline significantly, including a decline below the public offering price, in the future.

Some of the factors that could negatively affect our share price or result in fluctuations in the market price or trading volume of shares of our common stock include:

- actual or anticipated declines in our quarterly operating results or distributions;
- actual or anticipated tenant defaults, bankruptcies, or vacancies, or speculation in the press or investment community about actual or anticipated tenant defaults, bankruptcies, or vacancies;
- changes in government regulations;
- changes in laws affecting REITs and related tax matters;
- the announcement of new **contracts transactions** by us or our competitors;
- reductions in our FFO, Core FFO, AFFO, or earnings estimates;

- publication of research reports about us or the real estate industry;
- increases in market interest rates that lead purchasers of shares of our common stock to demand a higher yield;
- future equity issuances, or the perception that they may occur, including issuances of common stock upon exercise or vesting of equity awards or redemption of OP U
- changes in market valuations of similar companies;
- adverse market reaction to any increased indebtedness we incur in the future;
- additions or departures of key management personnel;
- actions by institutional stockholders;
- differences between our actual financial and operating results and those expected by investors and analysts;
- changes in analysts' recommendations or projections;
- speculation in the press or investment community; and
- the realization of any of the other risk factors presented herein.

In the past, securities class action litigation has been instituted against companies following periods of volatility in the price of their common stock. This type of litigation could result in substantial costs and divert our management's attention and resources, which could have a material adverse effect on our cash flows, our ability to execute our business strategy, and our ability to make distributions to our stockholders.

We may not be able to make distributions to our stockholders at the times or in the amounts we expect, or at all.

We intend to make cash distributions to our stockholders in amounts such that all or substantially all of our taxable income in each year, subject to adjustments, is distributed. However, we may not be able to continue to generate sufficient cash flow from our properties to permit us to make the distributions we expect. Our ability to continue to make distributions in the future may be adversely affected by the risk factors described in this Annual Report on Form 10-K. We can provide no assurance that we will be able to make or maintain distributions and certain agreements relating to our indebtedness may, under certain circumstances, limit or eliminate our ability to make distributions to our common stockholders. For instance, our Revolving Credit Facility contains provisions that restrict us from paying distributions if an event of default exists, other than distributions required to maintain our REIT status. We can give no assurance that rents from our properties will increase, or that future acquisitions of real properties or other investments will increase our cash available for distributions to stockholders. In addition, any distributions will be authorized at the sole discretion of our Board of Directors, and the form, timing, and amount, if any, will depend upon a number of factors, including our actual and projected results of operations, FFO, Core FFO, AFFO, liquidity, cash flows and financial condition, the revenue we actually receive from our properties, our operating expenses, our debt service requirements, our capital expenditures, prohibitions and other limitations under our financing arrangements, our REIT taxable income, the annual REIT distribution requirements, applicable law, and such other factors as our Board of Directors deems relevant.

If we do not have sufficient cash available for distributions, we may need to fund the shortage out of working capital or borrow to provide funds for such distributions, which would reduce the amount of proceeds available for real estate investments and increase our future interest costs. Our inability to make distributions, or to make distributions at expected levels, could result in a decrease in trading price of our common stock.

Future offerings of debt, which would be senior to shares of our common stock upon liquidation, and/or preferred equity securities that may be senior to shares of our common stock for purposes of distributions or upon liquidation, may materially and adversely affect the market price of shares of our common stock.

In the future, we may attempt to increase our capital resources by making additional offerings of debt or preferred equity securities (or causing the OP to issue debt securities). Upon liquidation, holders of our debt securities and preferred stock and lenders with respect to other borrowings will receive distributions of our available assets prior to our stockholders. Additionally, any convertible or exchangeable securities that we issue in the future may have rights, preferences, and privileges more favorable than those of our common stock and may result in dilution to owners of our common stock. Additionally, future issuances or sales of substantial amounts of shares of our common stock may be at prices below the initial public offering price of the shares of our Class A Common Stock and may result in further dilution in our earnings and FFO per share and/or materially and adversely impact the per share trading price of our common stock. Our stockholders are not entitled to preemptive rights or other protections against dilution. Our preferred stock, if issued, could have a preference on liquidating distributions or a preference on distribution payments that could limit our right to make distributions to our stockholders. Because our decision to issue securities in any future offering will depend on market conditions and other factors beyond our control, we cannot predict or estimate the amount, timing, or nature of our future offerings. Our stockholders bear the risk of our future offerings reducing the per share trading price of our common stock.

Sales of substantial amounts of our capital stock in the public markets may dilute your voting power and your ownership interest in us.

Our Charter provides that we may issue up to 500,000,000 shares of common stock, \$0.00025 par value, and 20,000,000 shares of preferred stock, \$0.001 par value per share. Moreover, under Maryland law and as provided in our Charter, a majority of our entire Board of Directors has the power to amend our Charter to increase or decrease the aggregate number of shares of stock or the number of shares of stock of any class or series that we are authorized to issue without stockholder approval. Future issuances of shares of our common stock, securities convertible or exchangeable into common stock, or shares of our preferred stock may dilute the ownership interest of our common stockholders. Because our decision to issue additional equity or convertible or exchangeable securities in any future offering will depend on market conditions and other factors beyond our control, we cannot predict or estimate the amount, timing or nature of our future issuances. In addition, we are not required to offer any such securities to existing stockholders on a preemptive basis. Therefore, it may not be possible for existing stockholders to participate in such future issuances, which may dilute the existing stockholders' interests in us.

Item 1B. Unresolved Staff Comments.

There are no unresolved staff comments.

Item 1C. Cybersecurity

Our EVP and Chief Financial Officer is responsible for the oversight of the Company's information technology and cybersecurity function, which consists of five employees and is led by our VP, Information Systems & Solutions. Our VP, Information Systems & Solutions has over 25 years of experience in information technology leadership, including oversight of information technology general controls and management of information technology security and cybersecurity programs. The information technology and cybersecurity team also includes our Director, Information Technology, who has held information technology leadership roles for over 15 years, including in management of infrastructure, applications, information technology security, and cybersecurity prevention and education programs. The Audit Committee of the Board of Directors oversees the evaluation of the policies and practices developed and implemented by the Company with respect to the risk assessment and risk mitigation of information technology and cybersecurity matters.

The Company has implemented a Computer Security Incident Response Plan (the "Incident Response Plan") that sets forth the process for identifying, responding to, and recovering from cybersecurity incidents. We have a dedicated cross-functional Incident Response Team (the "IRT") that participates in annual tabletop exercises and simulations with our external cybersecurity legal counsel to test the Incident Response Plan as part of our business continuity, incident response, risk assessment, and disaster recovery planning. The IRT is also responsible for evaluating the level of materiality of any cybersecurity incident in accordance with the Incident Response Plan and may engage the services of third-party experts to assist in the event of a cybersecurity incident.

To our knowledge, in the last three years we have not experienced a cybersecurity incident that has had, and we are not aware of any cybersecurity incident that is reasonably likely to have, a material impact on us, our business strategy, results of operations or financial condition. However, as (i) our business involves the storage and transmission of numerous classes of sensitive and confidential information and proprietary information, including tenants' information, private information about our investors and our employees, and financial and strategic information about us and (ii) we also rely on third-party service providers that have access to such information in connection with providing necessary information technology and security and other business services to us, we face risks associated with security breaches through cyber-attacks or cyber-intrusions, malware, computer viruses, attachments to e-mails, persons inside our organization or persons with access to systems inside our organization, and other significant disruptions of our IT networks and related systems that could have a material impact on us, our business strategy, results of operations or financial condition. See "Risks Related to Our Business and Properties – Security breaches and other technology disruptions could compromise our information systems and expose us to liability, which could materially and adversely affect us" for additional information.

In an effort to mitigate the impact of cybersecurity events, we conduct mandatory information technology and cybersecurity training for all employees upon hire and at least annually thereafter, and regularly test our employees for information security awareness and adherence to our information technology and cybersecurity policies, which are reviewed at least annually. We also provide our employees with access to educational newsletters and articles regarding relevant information technology and cybersecurity matters on a regular basis. Additionally, we utilize third-party experts to review and test our information technology infrastructure, including constant monitoring for suspicious activity, routine penetration testing of our networks, and an annual security assessment of the effectiveness of our informational technology environment to identify potential vulnerabilities. For example, our VP, Information Systems & Solutions and Director, Information Technology receive periodic monthly reporting from our managed security service provider and meet regularly to discuss reported activity and assess any recommendations. The Company also receives a quarterly cyber risk rating from an external enterprise risk management service provider and our activity. Our VP, Information Systems & Solutions and Director, Information Technology meet to discuss the rating and potential enhancements to our cybersecurity program. The cyber risk rating reports are also shared meet with the Audit Committee cybersecurity solutions team at our managed security service provider on a quarterly basis. basis to review and discuss the Company's cybersecurity vulnerability score and key risk indicators, including security alerts, specific vulnerabilities, and remediation cadence, as well as peer comparisons and enhancements to the Company's cybersecurity program. Our third-party service providers of technology services are generally required to provide us with system and organization controls (SOC) reports prior to formal engagement and annually thereafter. The reports are reviewed by our VP, Internal Audit and our VP, Information Systems & Solutions, or their designee(s), to assess and monitor compliance with cybersecurity best practices.

In conjunction with the operational day-to-day processes discussed above, material risks from cybersecurity threats are identified and assessed in connection with the Company's enterprise risk management process. Our Enterprise Risk Management Committee ("ERMC"), which is overseen by our SVP and General Counsel and is comprised of our senior leadership team and key functional personnel, meets quarterly to discuss the Company's enterprise risks, including cybersecurity risks. Cybersecurity risks are reviewed in detail

and assigned risk ratings on an annual basis. The ERM also discusses mitigation efforts, potential enhancements to processes and policies, and key risk indicators for the Company's risks, including cybersecurity risks. The ERM's annual risk assessment is presented to the Board of Directors and the Audit Committee on an annual basis.

In addition to the Company's annual ERM risk assessment, our VP, Information Systems & Solutions and Director, Information Technology brief the Audit Committee on information technology and cybersecurity matters at least annually and provide interim updates to the Audit Committee on such matters on a quarterly basis.

38

Item 2. Properties.

Please refer to Item 1. "Business" of this Annual Report on Form 10-K for information concerning our properties.

Item 3. Legal Proceedings.

From time to time, we are subject to various lawsuits, claims and other legal proceedings that arise in the ordinary course of our business. We are not currently a party to legal proceedings that we believe would reasonably be expected to have material adverse effect on our business, financial condition, or results of operations. We are not aware of any material legal proceedings to which we or any of our subsidiaries are a party or to which any of our property is subject, nor are we aware of any such legal proceedings contemplated by government agencies.

Item 4. Mine Safety Disclosures.

Not applicable.

39

Part II.

Item 5. Market for Registrant's Common Equity, Related Stockholder Matters and Issuer Purchases of Equity Securities

Market Information

Our common stock is traded on the New York Stock Exchange under the ticker symbol "BNL."

Stockholders

As of February 20, 2024 February 14, 2025, there were approximately 502,471 holders of record of our common stock. However, because many of our shares of common stock are held by brokers and other institutions on behalf of shareholders, we believe there are considerably more beneficial holders of our common stock than record holders.

Unregistered Sales of Equity Securities and Use of Proceeds from Registered Securities

Not applicable.

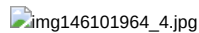
Equity Compensation Plan Information

The information concerning our Equity Compensation Plan will be included in the Proxy Statement to be filed relating to our 2024 2025 Annual Meeting of Stockholders and is incorporated herein by reference.

Performance Graph

The following graph is a comparison of the cumulative total return of shares of our common stock, the S&P 500, and the MSCI US REIT Index. The graph assumes that \$100 was invested on December 31, 2018 December 31, 2019, in each of shares of our common stock, the S&P 500 and the MSCI US REIT Index, and that all dividends were reinvested. There can be no assurance that the performance of our shares will continue in line with the same or similar trends depicted in the graph below. The MSCI US REIT Index is a free float-adjusted market capitalization index that is comprised of equity REITs. The index is based on MSCI USA Investable Market Index (IMI), its parent index, which captures large, mid, and small capitalization securities. While funds used in this benchmark typically target institutional investors and have characteristics that differ from us (including differing fees), we feel that the MSCI US REIT Index is an appropriate and accepted index for the purpose of evaluating returns on investments in direct real estate funds.

40



	December 31,						December 31,					
	2018	2019	2020	2021	2022	2023	2019	2020	2021	2022	2023	2024
Broadstone Net Lease	100.00	105.25	101.16	134.21	92.93	105.94	100.00	96.11	127.51	88.30	100.66	99.57
S&P 500	100.00	131.49	155.68	200.37	164.08	207.21	100.00	118.40	152.39	124.79	157.59	197.02
MSCI US REIT Index	100.00	125.84	116.31	166.39	125.61	142.87	100.00	92.43	132.23	99.82	113.54	123.47

Prior to our IPO in September 2020 and the listing of our common stock on the NYSE, we sold shares of common stock in a private offering at a share price established by the committee of our Board of Directors comprised of our independent directors ("Independent Directors Committee") based on the net asset value of our portfolio, input from management and third-party consultants, and such other factors the Independent Directors Committee deemed necessary. Subsequent to our IPO and listing of our common stock on the NYSE, our share price is determined by market participants.

The information in this "Performance Graph" section is not "soliciting material," is not deemed "filed" with the SEC, and is not to be incorporated by reference into any of our filings under the Securities Act or the Exchange Act, whether made before or after the date hereof and irrespective of any general incorporation language contained in such filing, except as shall be expressly set forth by specific reference in such filing.

Item 6. [Reserved]

Item 7. Management's Discussion and Analysis of Financial Condition and Results of Operations

The following Management's Discussion and Analysis of Financial Condition and Results of Operations ("MD&A") is intended to help the reader understand our results of operations and financial condition. This MD&A is provided as a supplement to, and should be read in conjunction with, our Consolidated Financial Statements and the accompanying Notes to the Consolidated Financial Statements appearing in Item 8. "Financial Statements and Supplementary Data" in this Annual Report on Form 10-K.

Overview

We are an industrial-focused, diversified net lease real estate investment trust ("REIT") that invests in primarily single-tenant commercial real estate properties that are net leased on a long-term basis to a diversified group of tenants. As of **December 31, 2023** **December 31, 2024**, our portfolio includes **796** **765** properties, with **789** **758** properties located in 44 U.S. states and seven properties located in four Canadian provinces.

We expect to achieve growth in revenues and earnings through our four core building blocks, which are (1) embedded same store net operating income growth through best-in-class portfolio rent escalations, stable rent collections, minimal credit losses, strong lease rollover outcomes, and accretive recycling, (2) revenue generating capital expenditures with existing tenants, (3) build-to-suit developments, and (4) a diversified acquisition pipeline.

We focus on investing in real estate that is operated by creditworthy single tenants in industries characterized by positive business drivers and trends. We target properties that are an integral part of the tenants' businesses and are therefore opportunities to secure long-term net **leases. Through long-term net leases through which** our tenants are able to retain operational control of their strategically important locations, while allocating their debt and equity capital to fund core business operations rather than real estate ownership.

- **Diversified Investment Strategy.** We invest in real estate through property acquisitions, revenue generating capital expenditures, build-to-suit developments, and transitional capital. Our investments in these alternatives fluctuate from time to time depending on macroeconomic conditions and business or market trends. Our strong relationships with brokers, developers, and tenants provides access to, off-market and marketed investment opportunities. Off-market transactions are characterized by a lack of a formal marketing process and a lack of widely disseminated marketing materials. Marketed transactions are often characterized by extensive buyer competition. For all investments, we seek to maintain our portfolio's diversification by property type, geography, tenant, and industry in an effort to reduce fluctuations in income caused by under-performing individual real estate assets or adverse economic conditions affecting an entire industry or geographic region.
- **Diversified Portfolio.** As of **December 31, 2023** **December 31, 2024**, our portfolio comprised approximately **38.3 million** **39.4 million** rentable square feet of operational space, was highly diversified based on property type, geography, tenant, and industry, and was cross-diversified within each (e.g., property-type diversification within a geographic concentration):
 - **Property Type:** We are **primarily** diversified across industrial **healthcare, restaurant**, and retail property types. Within these sectors, we have meaningful

concentrations in manufacturing, distribution and warehouse, food processing, general merchandise, casual dining, clinical, and quick service restaurants, and general merchandise restaurants.

- **Geographic Diversification:** Our properties are located in 44 U.S. states and four Canadian provinces, with no single geographic concentration exceeding 9.7% 9.6% of our ABR.
- **Tenant and Industry Diversification:** Our properties are occupied by approximately 220 202 different commercial tenants who operate 208 different 190 distinct brands that are diversified across 53 differing 55 varying industries, with no single tenant accounting for more than 4.1% of our ABR.
- **Strong In-Place Leases with Significant Remaining Lease Term.** As of December 31, 2023 December 31, 2024, our portfolio was approximately 99.4% 99.1% leased with an ABR weighted average remaining lease term of approximately 10.5 10.2 years, excluding renewal options.
- **Standard Contractual Base Rent Escalation.** Approximately 97.3% 97.4% of our leases have contractual rent escalations, with an ABR weighted average minimum increase of 2.0%.
- **Extensive Tenant Financial Reporting.** Approximately 93.8% 94.2% of our tenants, based on ABR, provide financial reporting, of which 86.0% 85.6% are required to provide us with specified financial information on a periodic basis, and an additional 7.8% 8.6% of our tenants report financial statements publicly, either through SEC filings or otherwise.

42

Diversified Investment Activity

During the year ended December 31, 2024, our investment activity consisted of the following:

	For the Three Months Ended				For the Year Ended
	December 31, 2024	September 30, 2024	June 30, 2024	March 31, 2024	December 31, 2024
Acquisitions:					
Acquisition price	\$ —	\$ 69,250	\$ 165,053	\$ —	\$ 234,303
Initial cash capitalization rate	—	7.2 %	7.3 %	—	7.3 %
Straight-line yield	—	8.0 %	8.1 %	—	8.1 %
Weighted average lease term (years)	—	9.4	11.5	—	10.9
Weighted average annual rent increase	—	2.8 %	2.3 %	—	2.4 %
Build-to-suit developments:					
Investments	\$ 22,962	\$ 24,667	\$ 30,583	\$ 37,107	\$ 115,319
Revenue generating capital expenditures:					
Investments	\$ —	\$ —	\$ —	\$ 3,000	\$ 3,000
Initial cash capitalization rate	—	—	—	8.0 %	8.0 %
Weighted average lease term (years)	—	—	—	8.0	8.0
Weighted average annual rent increase	—	—	—	2.5 %	2.5 %
Transitional capital:					
Investments	\$ —	\$ —	\$ 52,200	\$ —	\$ 52,200
Cash capitalization rate	—	—	8.0 %	—	8.0 %
Total investments	\$ 22,962	\$ 93,917	\$ 247,836	\$ 40,107	\$ 404,822
Total initial cash capitalization rate ^(a)	—	7.2 %	7.3 %	8.0 %	7.3 %
Total weighted average lease term (years) ^(a)	—	9.4	11.5	8.0	10.8
Total weighted average annual rent increase ^(a)	—	2.8 %	2.3 %	2.5 %	2.4 %

(a) Due to the nature of (1) transitional capital representing a contractual yield on invested capital, and (2) build-to-suit developments not generating revenue during construction, these are excluded from the calculation of total cash capitalization rates, weighted average lease terms, and weighted average rent increases.

Build-to-Suit Development Projects

The following table summarizes the Company's in-process developments as of December 31, 2024:

Property	Projected		Target	Lease	Estimated Total			Estimated	Estimated Cash	
	Property	Rentable	Start	Stabilization Date	Term	Total Project	Project	Remaining	Capitalization Rate	Estimated
	Type	Square Feet	Date ^(b)	^(c)	(Years)	Commitment ^(d)	Investment ^(e)	Cumulative Investment	Investment	^(f)

7 Brew (High Point - NC)	Retail	1	Dec. 2024	Feb. 2025	15	\$ 1,975	\$ 1,975	\$ 1,173	\$ 802	8.0 %	8.8 %
Sierra Nevada (Dayton - OH)	Industrial	122	Oct. 2024	Nov. 2025	15	58,563	58,563	4,638	53,925	7.6 %	9.4 %
Sierra Nevada (Dayton - OH)	Industrial	122	Oct. 2024	Mar. 2026	15	55,525	55,525	4,257	51,268	7.7 %	9.6 %
Southwire (Bremen - GA)	Industrial	1,200	Dec. 2024	Jul. 2026	10	115,411	107,333	8,285	99,048	7.6 %	8.6 %
Total		1,445				\$ 231,474	\$ 223,396	\$ 18,353	\$ 205,043		

- (b) The period in which we have acquired access to the land and begun physical construction on a property.
- (c) Represents our current estimate of the period in which we will have substantially completed a project and the project is made available for occupancy. We expect to update our timing estimates on a quarterly basis.
- (d) Represents the contractual maximum amount of costs that we are committed to fund for the build-to-suit development project.
- (e) Represents the estimated costs to be incurred to complete development of each project. We expect to update our estimates upon completion of the project, or sooner if there are any significant changes to the costs from quarter to quarter. Excludes capitalized costs consisting of capitalized interest and other acquisition costs.
- (f) Calculated by dividing the estimated first year cash yield to be generated on a real estate investment by the Estimated Project Investment for the property.

43

The following table summarizes the Company's stabilized developments during the year ended December 31, 2024:

Property	Property Type	Rentable Square Feet	Lease Commencement Date (a)	Estimated Total		Cumulative Investment	Estimated Remaining Investment	Estimated Cash Capitalization Rate (f)	Estimated Straight-line Yield
				Total Project Commitment (d)	Project Investment (e)				
UNFI (Sarasota - FL)	Industrial	1,016	Sep. 2024	\$ 204,833	\$ 200,958	\$ 190,573	\$ 10,385	7.2 %	8.6 %

- (g) The month in which the development was substantially completed and was made available for occupancy.
- (h) Revenue on additional fundings will receive a cash capitalization rate of 6.8%.

Factors That Impact Our Result of Operations

Our results of operations and financial condition are affected by numerous factors, many of which are beyond our control. Key factors that typically impact our results of operations and financial condition, include rental rates, property dispositions, lease renewals and occupancy, investment activity, net lease terms, interest expense, general and administrative expenses, tenant bankruptcies, and impairments.

Rental Rates

Our ability to grow rental revenue from our existing portfolio will depend on our ability to realize the rental escalations built into our leases. As of December 31, 2023, December 31, 2024, leases contributing approximately 97.3% 97.4% of our ABR provided for increases in future ABR, generally ranging from 1.5% to 3.0% annually, with an ABR weighted average minimum increase of 2.0%. Generally, our rent escalators increase rent on specified dates by a fixed percentage. Approximately 11.8% 12.1% of our rent escalators are based on an increase in the CPI over a specified period and 2.7% 2.6% of our leases are flat leases, meaning they do not provide for rent increases during their terms.

42

Property Dispositions

From time to time, we strategically dispose of properties, primarily when we believe the risk profile has changed and become misaligned with our then current risk-adjusted return objectives. The resulting gains or losses on dispositions may materially impact our operating results, and the recognition of a gain or loss on the sale of real estate varies from transaction to transaction based on fluctuations in asset prices and demand in the real estate market at the time a property is listed for sale.

Lease Renewals and Occupancy

As of December 31, 2023, December 31, 2024, the ABR weighted average remaining term of our portfolio was approximately 10.5 10.2 years, excluding tenant renewal options, and 16 leases, for five properties, or approximately 1.2% of ABR, will expire during 2024, 2025. Approximately 3% of the properties in our portfolio are subject to tenant leases without at least one renewal option. Approximately 60.6% 67.3% of our ABR was derived from leases that will expire after 2030, and no more than 13.6% 12.3% of our ABR was derived from leases that expire in any single year up to 2030. The stability of the rental revenue generated by our properties depends principally on our tenants' ability to pay rent and our ability

to collect rents, renew expiring leases or re-lease space upon the expiration or other termination of leases, lease currently vacant properties, and maintain or increase rental rates at our leased properties. To the extent our properties become vacant and are not subject to a lease, we would forego rental income while remaining responsible for the payment of property taxes and maintaining the property until it is re-leased, which could negatively impact our operating results. Our portfolio was 99.4% 99.1% occupied as of December 31, 2023 December 31, 2024.

Investment Activity

Our historical growth in revenues and earnings has been achieved through rent escalations associated with existing in-place leases, coupled with rental income generated from accretive property investments. Our ability to grow revenue will depend, to a significant degree, on our ability to identify and complete acquisitions that meet our investment criteria. Changes in capitalization rates, interest rates, or other factors may impact our acquisition opportunities in the future. Market conditions may also impact the total returns we can achieve on our investments. Our investment volume also depends on our ability to access third-party debt and equity financing, financing or our ability to recycle capital through property dispositions.

Net Lease Terms

Substantially all of our leases are net, pursuant to which our tenant generally is obligated to pay most recurring expenses associated with the leased property including real estate taxes, insurance, maintenance, and repairs. The remaining leases generally require that we pay some property expenses such as real estate taxes, insurance, or certain repairs and maintenance. Additionally, we seek to use master lease structures when possible, pursuant to which we lease multiple properties to a single tenant on an all or none basis. Master leases strengthen our ability to preserve rental revenue and prevent costs associated with vacancies for underperforming properties. As of December 31, 2023 December 31, 2024, master leases contributed 69.0% 69.1% of the ABR associated with multi-site tenants 406 (394 of 675 656 properties), and 41.5% 41.4% of our overall ABR 406 (394 of our 796 765 properties).

44

Interest Expense

We anticipate that we will continue to incur debt to fund future investment activity, which will increase the amount of interest expense we incur. In addition, although we attempt to limit our total floating-rate debt exposure, changes in the interest rate environment could either increase or decrease our weighted average interest rate in the future. As of December 31, 2023 December 31, 2024, 99.2% 97.2% of our \$1.9 billion of debt was is fixed with \$30 million through fixed rates and \$939.5 million of interest rate swap notional maturing notional. As interest rate swaps mature, we will be subject to interest rate risk from changes in rates on our floating-rate debt to the fourth quarter of 2024. extent we do not enter into new interest rate swaps. Any changes to our debt structure or debt financing associated with property investments, could materially influence our operating results depending on the terms of any such debt. Our current investment grade credit ratings are 'BBB' from S&P Global Ratings ("S&P") and 'Baa2' from Moody's Investors Service ("Moody's"), which allow us to take advantage of the lower cost of debt. However, a downgrade in our credit rating, or interest rate change due to governmental monetary and tax policies, domestic and international economic and political conditions, or other factors beyond our control, could also increase the amount of interest we pay under our debt agreements.

General and Administrative Expenses

Our general and administrative expenses primarily consist of employee compensation and related costs, third party legal, accounting, and consulting expenses, travel and entertainment, and general office expenses.

43

Impact of Inflation

Our leases with tenants of our properties are long-term in nature, with a current weighted average remaining lease term of 10.5 10.2 years as of December 31, 2023 December 31, 2024. To mitigate the impact of inflation on our fixed revenue streams, we have implemented limited escalation clauses in our leases. As of December 31, 2023 December 31, 2024, substantially all of our leases had contractual rent escalations, with an ABR weighted average minimum increase of 2.0%. A majority of our leases have fixed annual rent increases or periodic escalations over the term of the lease (e.g., a 10% increase every five years), and the remaining portion has annual rent escalations based on increases in the CPI. These lease escalations mitigate the risk of fixed revenue streams in the case of an inflationary economic environment, and provide increased return in otherwise stable market conditions. As a majority of our portfolio has fixed lease escalations, we are limited in our same store rental revenue inflation protection.

Our focus on single-tenant, net leases also mitigates the potential impact of fluctuations in the cost of services and maintenance as a result of inflation. For a portion of our portfolio, we have leases that are not fully net, and, therefore, we bear certain responsibilities for the maintenance and structural component replacements (e.g., roof, structure, or parking lot) that may be required in the future, although the tenants are still required to pay all operating expenses associated with the property (e.g., real estate taxes, insurance, and

maintenance). Inflation and increased costs may have an adverse impact to our tenants and their creditworthiness if the increase in costs are greater than their increase in revenue. Where we cannot implement a net lease, we attempt to limit our exposure to inflation through the use of warranties and other remedies that reduce the likelihood of a significant capital outlay.

Tenant Bankruptcies

Adverse economic conditions, particularly those that affect the markets in which our properties are located, or downturns in our tenants' industries could impair our tenants' ability to meet their lease obligations to us and our ability to renew expiring leases or re-lease space. In particular, the bankruptcy of one or more of our tenants could adversely affect our ability to collect rents from such tenants and maintain our portfolio's occupancy.

Impairments

We review long-lived assets to be held and used for possible impairment when events or changes in circumstances indicate that their carrying amounts may not be recoverable. If, and when, such events or changes in circumstances are present, an impairment exists to the extent the carrying value of the long-lived asset or asset group exceeds the sum of the undiscounted cash flows expected to result from the use of the long-lived asset or asset group and its eventual disposition. Such cash flows include expected future operating income, as adjusted for trends and prospects, as well as the effects of demand, competition, and other factors. **An impairment loss is measured as the amount by which the carrying amount of the long-lived asset or asset group exceeds its fair value.** Significant judgment is made as to if and when impairment should be taken. If our strategy, or one or more of the assumptions described above, changes in the future, we may have to recognize an impairment. Indications of a tenant's inability to continue as a going concern, **plans to vacate the property upon lease expiration**, changes in our view or strategy relative to a tenant's business or industry, or changes in our long-term hold strategies, could each be indicative of an impairment triggering event. For the year ended **December 31, 2023** **December 31, 2024**, we recognized **\$31.3 million** **\$49.0 million** of impairment due to a change in our long-term hold strategy for **four** **18** properties.

45

Current Market Conditions and Strategic Priorities

Over the last two fiscal years, challenging capital market conditions directly impacted the broader commercial real estate market and, in particular, the net lease real estate market. During the latter half of fiscal 2022, interest rates began to rise steadily and persisted through fiscal years 2023 and 2024, resulting in a challenging lending environment and a material increase in the cost of capital for commercial real estate buyers and lenders. The increase in interest rates accelerated at a more aggressive pace than commercial real estate capitalization rates, thereby compressing earnings on new investments. More recently, market expectations about expansionary monetary policy resulted in net lease real estate sellers maintaining higher pricing expectations, which ultimately led to a significant decrease in transaction volumes during the latter half of 2023 and throughout 2024. These challenging market conditions have limited and may continue to limit the ability of commercial real estate owners, including us, to complete real estate acquisitions at volume and accretion levels consistent with prior years, resulting in lower earnings growth rates compared to historical periods.

On February 21, 2024, we announced the strategic decision to sell our clinically-oriented healthcare properties as part of our healthcare portfolio simplification strategy. Our decision to sell these assets was in part due to our review of our investment pipeline and expectation that we would fully redeploy the proceeds into our core investment verticals of industrial and retail assets without diluting our per share results. Through December 31, 2024, we have sold 55 clinical healthcare properties for gross proceeds of \$345.6 million, thereby reducing our exposure to clinical healthcare assets to 3.2% of our ABR. We have successfully redeployed all sale proceeds and expect to employ a deliberate and methodical approach to repositioning our remaining clinically-oriented healthcare properties in order to enhance and preserve the value of those assets.

As a result of actual and planned sales from our clinical healthcare portfolio simplification strategy, we have recognized an \$72.6 million gain on sale of real estate and incurred \$71.5 million of impairment charges through December 31, 2024. Outside of gains on sale of real estate and impairments, we do not expect our healthcare portfolio simplification strategy to materially impact our results of operations or financial position.

46

Results of Operations

Discussion of our Results of Operations for the year ended **December 31, 2022** **December 31, 2023** compared to the year ended **December 31, 2021** **December 31, 2022** was previously filed in our Annual Report on Form 10-K for the year ended **December 31, 2022** **December 31, 2023**. See Item 7. "Management's Discussion and Analysis of Financial Condition and Results of Operations" under the heading "*Results of Operations—Year Ended* **December 31, 2022** **December 31, 2023** *Compared to Year Ended* **December 31, 2021** **December 31, 2022**."

44

Year Ended **December 31, 2023** **December 31, 2024** Compared to Year Ended **December 31, 2022** **December 31, 2023**

Lease revenues, net

(in thousands)	Year Ended December 31,		Increase/(Decrease)		Year ended December 31,		Increase/(Decrease)	
	2023	2022	\$	%	2024	2023	\$	%
Revenues:								
Contractual rental amounts billed for operating leases	\$ 388,073	\$ 359,317	\$ 28,756	8.0 %	\$ 388,074	\$ 388,073	\$ 1	— %
Adjustment to recognize contractual operating lease billings on a straight-line basis	27,154	22,353	4,801	21.5 %	22,163	27,154	(4,991)	(18.4) %
Write-off of accrued rental income	(4,266)	(1,326)	2,940	> 100.0 %				
Net write-offs of accrued rental income	(2,556)	(4,266)	1,710	40.1 %				
Variable rental amount earned	2,277	1,507	770	51.1 %	2,999	2,277	722	31.7 %
Earned income from direct financing leases	2,752	2,856	(104)	(3.6) %	2,748	2,752	(4)	(0.1) %
Interest income from sales-type leases	58	58	—	— %	58	58	—	— %
Operating expenses billed to tenants	20,363	19,779	584	3.0 %	20,693	20,363	330	1.6 %
Other income from real estate transactions	7,414	3,069	4,345	> 100.0 %	2,039	7,414	(5,375)	(72.5) %
Adjustment to revenue recognized for uncollectible rental amounts billed, net	(937)	(100)	(837)	< (100.0) %	(4,418)	(937)	(3,481)	> (100.0) %
Total Lease revenues, net	\$ 442,888	\$ 407,513	\$ 35,375	8.7 %	\$ 431,800	\$ 442,888	\$ (11,088)	(2.5) %

The **increase/decrease** in Lease revenues, net was primarily due to **recognizing a full year of rental revenue for all property acquisitions made during 2022 partially offset by the reductions of revenues associated with property dispositions**. During the year ended December 31, 2022, we invested \$907.2 million, in 87 properties at a weighted average initial cash capitalization rate of 6.4%. During the year ended December 31, 2023, we invested \$68.4 million in new property acquisitions and revenue generating capital expenditures at a weighted average initial cash capitalization rate of 7.2%, and we disposed of 14 properties for net proceeds of \$195.0 million at a weighted average cash capitalization rate of 6.0%. The increase in lease revenues was additionally due to an **increase/decrease** in lease termination fee income which we classified (classified as other income from real estate transactions in the table above, associated with the early lease termination and sale of an office property for total proceeds of \$39.5 million. The timing and amount of lease termination income varies above), which fluctuates from period to period, coupled with a decrease in realizable revenues associated with certain clinical healthcare properties. While lease revenues decreased as a result of our healthcare portfolio simplification strategy, this was offset by redeployment into revenue generating properties.

Operating Expenses

(in thousands)	Year Ended December 31,		Increase/(Decrease)		Year ended December 31,		Increase/(Decrease)	
	2023	2022	\$	%	2024	2023	\$	%
Operating expenses:								
Operating expenses								
Depreciation and amortization	\$ 158,626	\$ 154,807	\$ 3,819	2.5 %	\$ 156,179	\$ 158,626	\$ (2,447)	(1.5) %
Property and operating expense	22,576	21,773	\$ 803	3.7 %	24,741	22,576	2,165	9.6 %
General and administrative	39,425	37,375	\$ 2,050	5.5 %	37,986	39,425	(1,439)	(3.6) %
Provision for impairment of investment in rental properties	31,274	5,535	\$ 25,739	> 100.0 %	49,001	31,274	17,727	56.7 %
Total operating expenses	\$ 251,901	\$ 219,490	\$ 32,411	14.8 %	\$ 267,907	\$ 251,901	\$ 16,006	6.4 %

Depreciation and amortization

The **increase/decrease** in depreciation and amortization **during for** the year ended **December 31, 2023** **December 31, 2024** was primarily due to properties **acquired sold** in the previous year **not having a full year's worth year** of depreciation in the current year, offset by **net dispositions** a full year's worth of depreciation from property investments made in the previous year as well as partial depreciation from property investments made in the current year.

Property and operating expense

The increase in property and operating expense for the year ended **December 31, 2023** **December 31, 2024** was primarily due to a \$2.9 million increase in non-reimbursable property expenses related to a decrease in occupancy, of which \$1.7 million related to real estate taxes.

General and administrative

The **increase/decrease** in general and administrative expense for the year ended **December 31, 2023** **December 31, 2024** was primarily due to **increases of stock-based compensation expense associated with an additional annual grant during the first quarter of 2023, payroll expense related to general annual merit adjustments, and transaction-**

related expenses for investments that did not close during the year. This was partially offset by a decrease in severance and employee transition costs, and directors and officers insurance expense, premiums associated with the length of time that has elapsed since our initial public offering in 2020.

45 47

Provision for impairment of investment in rental properties

During the year ended December 31, 2023, we recognized \$31.3 million of impairment on our investments in rental properties, primarily due to a change in our long-term hold strategy on Green Valley Medical Center, compared to \$5.5 million of impairment during the year ended December 31, 2022. The following table presents the impairment charges for their respective periods:

	Year Ended December 31,		Year ended December 31,	
	2023	2022	2024	2023
(in thousands, except number of properties)				
Number of properties	4	3	18	4
Carrying value prior to impairment charge	\$ 62,720	\$ 12,721	\$ 146,811	\$ 62,720
Fair value	31,446	7,186	97,810	31,446
Impairment charge	\$ 31,274	\$ 5,535	\$ 49,001	\$ 31,274

During the year ended December 31, 2024, we recognized \$49.0 million of impairment on our investments in rental properties, primarily from changes in the Company's long-term hold strategy with respect to the individual properties. Such impairments primarily related to our strategic decision to sell our clinically-oriented healthcare properties as part of our healthcare portfolio simplification strategy. The timing and amount of impairment fluctuates from period to period depending on the specific facts and circumstances.

Other income (expenses)

	Year Ended December 31,		Increase/(Decrease)		Year ended December 31,		Increase/(Decrease)	
	2023	2022	\$	%	2024	2023	\$	%
(in thousands)								
Other income (expenses)								
Interest income	\$ 512	\$ 44	\$ 468	> 100.0 %	\$ 994	\$ 512	\$ 482	94.1 %
Interest expense	(80,053)	(78,652)	1,401	1.78 %	(74,077)	(80,053)	(5,976)	(7.5) %
Gain on sale of real estate	54,310	15,953	38,357	> 100.0 %	73,153	54,310	18,843	34.7 %
Income taxes	(763)	(1,275)	(512)	(40.16) %	(1,175)	(763)	412	54.0 %
Other income (expenses)	(1,681)	5,382	(7,063)	< (100.0) %	6,201	(1,681)	7,882	> 100.0 %

Interest expense

The increase decrease in interest expense reflects an increase related to capitalizing \$2.3 million more interest on in-process development spend during the year ended December 31, 2024. Additionally, approximately \$1.9 million of the decrease was attributable to a decrease in our weighted average cost and outstanding balance of borrowings on our United States Dollar ("USD") variable-rate Revolving Credit Facility borrowings, our only variable rate debt. Facility. At December 31, 2023 December 31, 2024, the overnight Secured Overnight Financing Rate ("SOFR") was 4.49% compared with the one-month SOFR rate was of 5.35%, compared with 4.36% at December 31, 2022 December 31, 2023. This increase was offset by decreased Our weighted average outstanding borrowings. Since December 31, 2022, we decreased total outstanding borrowings by \$116.0 million, excluding revolver balance was \$95.8 million for the impacts year ended December 31, 2024 compared to \$121.7 million for the year ended December 31, 2023. Lastly, \$1.7 million of foreign exchange remeasurement. the decrease in interest expense related to swap terminations.

Gain on sale of real estate

Our recognition of a gain or loss on the sale of real estate varies from transaction to transaction based on fluctuations in asset prices and demand in the real estate market. During the year ended December 31, 2023 December 31, 2024, we recognized gains a gain of \$73.2 million on the sale of 58 properties, compared to a gain of \$54.3 million on the sale of 14 properties compared to gains of \$16.0 million on the sale of eight properties during the year ended December 31, 2022 December 31, 2023.

Other income (expenses)

The change increase in other income (expenses) during the year ended December 31, 2023 December 31, 2024 was primarily \$1.7 million of due to a \$6.2 million unrealized foreign exchange loss gain recognized on the quarterly remeasurement of our \$100 million CAD Canadian Dollars ("CAD") Revolving Credit Facility borrowings, compared to a \$5.6 million \$1.7 million unrealized foreign exchange gain loss recognized during the year ended December 31, 2022 December 31, 2023.

Net Income and Net earnings per diluted share

Year Ended December 31,	Increase/(Decrease)	Year Ended December 31,	Increase/(Decrease)
-------------------------	---------------------	-------------------------	---------------------

(in thousands, except per share data)

	2023	2022	\$	%	2024	2023	\$	%
Net income	\$ 163,312	\$ 129,475	\$ 33,837	26.1%	\$ 168,989	\$ 163,312	\$ 5,677	3.5%
Net earnings per diluted share	0.83	0.72	0.11	15.3%	0.86	0.83	0.03	3.6%

The increase in net income is primarily due to a \$38.4 million an \$18.8 million increase in the gain on sale of real estate together with revenue growth of \$35.4 million, a \$7.9 million increase in other income (expenses), and \$6.0 million decrease in interest expense. These factors were partially are offset by a \$25.7 million an increase in the provision for impairment of investment in rental properties of \$17.7 million and a \$7.1 million an \$11.1 million decrease in other income (expenses), lease revenues.

GAAP net income includes items such as gain or loss on sale of real estate and provisions for impairment, among others, which can vary from quarter to quarter and impact period-over-period comparisons.

46 48

Liquidity and Capital Resources

General

We acquire real estate using a combination of debt and equity capital and with cash from operations that is not otherwise distributed to our stockholders, and proceeds from dispositions of real estate properties. Our focus is on maximizing the risk-adjusted return to our stockholders through an appropriate balance of debt and equity in our capital structure. We are committed to maintaining an investment grade balance sheet through active management of our leverage profile and overall liquidity position. We believe our leverage strategy has allowed us to take advantage of the lower cost of debt while simultaneously strengthening our balance sheet, as evidenced by our current investment grade credit ratings of 'BBB' from S&P and 'Baa2' from Moody's. We seek to maintain on a sustained basis a Leverage Ratio that is generally less than 6.0x. As of December 31, 2023 December 31, 2024, we had total debt outstanding and of \$1.9 billion, Net Debt of \$1.9 billion each, Pro Forma Net Debt of \$1.9 billion, a Net Debt to Annualized Adjusted EBITDAre ratio of 5.0x, and a Leverage Ratio Pro Forma Net Debt to Annualized Adjusted EBITDAre ratio of 5.0x. 4.9x.

Net Debt, Pro Forma Net Debt, and Annualized Adjusted EBITDAre are non-GAAP financial measures, and Annualized Adjusted EBITDAre, is and Pro Forma Net Debt to Annualized Adjusted EBITDAre are calculated based upon EBITDA, EBITDAre, Adjusted EBITDAre, and Pro Forma Adjusted EBITDAre each of which is also a non-GAAP financial measure. Refer to Non-GAAP Measures below for further details concerning our calculation of non-GAAP measures and reconciliations to the comparable GAAP measure.

Liquidity/REIT Requirements

Liquidity is a measure of our ability to meet potential cash requirements, including our ongoing commitments to repay debt, fund our operations, acquire and develop properties, make distributions to our stockholders, and other general business needs. As a REIT, we are required to distribute to our stockholders at least 90% of our REIT taxable income determined without regard to the dividends paid deduction and excluding net capital gains, on an annual basis. As a result, it is unlikely that we will be able to retain substantial cash balances to meet our long-term liquidity needs, including repayment of debt and the acquisition of additional properties, from our annual taxable income. Instead, we expect to meet our long-term liquidity needs primarily by relying upon external sources of capital and proceeds from selective property dispositions.

Short-term Liquidity Requirements

Our short-term liquidity requirements consist primarily of funds necessary to pay for our operating expenses, including our general and administrative expenses as well as interest payments on our outstanding debt, to pay distributions, to fund our acquisitions that are under control or expected to close within a short time period, and to pay for commitments to fund development opportunities, build-to-suit developments, tenant improvements, and revenue generating capital expenditures, expenditures, and transitional capital investments. Under leases where we are required to bear the cost of structural repairs and replacements, we do not currently anticipate making significant capital expenditures or incurring other significant property costs, including as a result of inflationary pressures in the current economic environment, because of the strong occupancy levels across our portfolio and the net lease nature of our leases. We expect to meet our short-term liquidity requirements primarily from cash and cash equivalents balances and net cash provided by operating activities, supplemented by borrowings under our Revolving Credit Facility and capital recycled through selective property dispositions. We use cash on hand and borrowings under our Revolving Credit Facility to initially fund acquisitions, investments, which are subsequently repaid or replaced with proceeds from our equity and debt capital markets activities as well as proceeds from dispositions.

As detailed in the contractual obligations table below, we have approximately \$214.1 million \$300.4 million of expected obligations due throughout 2024, 2025, primarily consisting of \$118.7 million \$169.0 million of commitments to fund investments, \$55.9 million \$57.2 million of dividends declared, \$37.2 million \$54.1 million of projected interest expense, due, and \$2.3 million \$20.2 million of mortgage amortization. We expect our cash provided by operating activities, as discussed below, will be sufficient to pay for our current obligations including interest and mortgage amortization. We expect to pay for commitments to fund investments and our dividends declared using our Revolving Credit Facility. As of December 31, 2023 December 31, 2024, we have \$909.6 million \$907.0 million of available capacity under our Revolving Credit Facility with sufficient leverage capacity to remain within our targeted leverage profile. Facility.

Long-term Liquidity Requirements

Our long-term liquidity requirements consist primarily of funds necessary to repay debt and invest in additional revenue generating **properties, properties and build-to-suit developments**. We expect to source debt capital from unsecured term loans from commercial banks, revolving credit facilities, private placement senior unsecured notes, and public bond offerings.

The source and mix of our debt capital in the future will be impacted by market conditions as well as our continued focus on lengthening our debt maturity profile to better align with our portfolio's long-term leases, staggering debt maturities to reduce the risk that a significant amount of debt will mature in any single year in the future, and managing our exposure to interest rate risk. We have no material debt maturities until 2026, as detailed in the table below.

47 49

We expect to meet our long-term liquidity requirements primarily from borrowings under our Revolving Credit Facility, future debt and equity financings, **and as well as** proceeds from **limited sales of our properties, dispositions**. Our ability to access these capital sources may be impacted by unfavorable market conditions, particularly in the debt and equity capital markets, that are outside of our control. In addition, our success will depend on our operating performance, our borrowing restrictions, our degree of leverage, and other factors. Our acquisition growth strategy significantly depends on our ability to obtain acquisition financing on favorable terms. We seek to reduce the risk that long-term debt capital may be unavailable to us by strengthening our balance sheet by investing in real estate with creditworthy tenants and lease guarantors, and by maintaining an appropriate mix of debt and equity capitalization. We also, from time to time, obtain or assume non-recourse mortgage financing from banks and insurance companies secured by mortgages on the corresponding specific property subject to limitations imposed by our Revolving Credit Facility covenants and our investment grade credit rating.

Equity Capital Resources

Our equity capital is primarily provided through our at-the-market common equity offering program ("ATM Program"), as well as follow-on equity offerings. **During May 2024, we replaced our prior ATM Program with a new ATM Program with the same aggregate gross sales price of up to \$400.0 million.** Under the terms of our ATM Program we may, from time to time, publicly offer and sell shares of our common stock having an aggregate gross sales price of up to **\$400 million \$400.0 million**. The ATM Program provides for forward sale agreements, **enabling which enable** us to set the price of shares upon pricing the offering, while delaying the issuance of shares and the receipt of the net proceeds. **We did not raise any equity on our** During the year ended December 31, 2024, in connection with forward sales agreements provided for under the ATM Program, **during we sold 2,187,700 shares of common stock at a weighted average price of \$18.29 per share, subject to certain adjustments. We expect to settle the twelve months ended December 31, 2023** outstanding shares of these forward sales agreements before their maturities in August and September 2025. Our estimated net proceeds of these forward sale agreements, assuming physical settlement for cash as of December 31, 2024, **and is** approximately \$38.5 million. We have **approximately \$145.4 million** not settled any part of **available these forward sales agreements as of December 31, 2024. After considering the shares sold subject to forward sale agreements, we have \$360.0 million of capacity remaining on under the ATM Program as of December 31, 2024. There were no shares issued under the ATM Program for the year ended December 31, 2023.**

The following table presents information about our ATM Program activity:

(in thousands, except per share amounts)	For the Year Ended December 31,					
	2023		2022		2021	
Number of common shares issued		—		10,471		1,072
Weighted average sale price per share	\$	—	\$	21.66	\$	26.26
Net proceeds	\$	—	\$	222,895	\$	27,300
Gross proceeds	\$	—	\$	226,483	\$	28,100

Our public offerings have been used to repay debt, fund acquisitions, and for other general corporate purposes.

As we continue to invest in accretive real estate properties, we expect to balance our debt and equity capitalization, while maintaining a Leverage Ratio below 6.0x on a sustained basis.

Unsecured Indebtedness and Capital Markets Activities as of and for the Year Ended **December 31, 2023** **December 31, 2024**

The following table sets forth our outstanding Revolving Credit Facility, unsecured term loans and senior unsecured notes at **December 31, 2023** **December 31, 2024**.

(in thousands, except interest rates)	Outstanding	Interest	Maturity	Outstanding	Interest	Maturity
	Balance	Rate	Date	Balance	Rate	Date
		Applicable reference rate +	Mar.		Applicable reference	2026
Revolving Credit Facility	\$ 90,434	0.85% (a)	2026 (d)	\$ 93,014	rate + 0.85% (a)	(d)
Unsecured term loans:						

2026 Unsecured Term Loan	400,000	one-month adjusted SOFR + 1.00% ^{(b)(c)}	Feb. 2026	400,000	one-month adjusted SOFR + 1.00% ^(b)	Feb. 2026
2027 Unsecured Term Loan	200,000	one-month adjusted SOFR + 0.95% ^(c)	Aug. 2027	200,000	daily simple adjusted SOFR + 0.95% ^(c)	Aug. 2027
2029 Unsecured Term Loan	300,000	one-month adjusted SOFR + 1.25% ^(c)	Aug. 2029	300,000	daily simple adjusted SOFR + 1.25% ^(c)	Aug. 2029
Total unsecured term loans	900,000			900,000		
Unamortized debt issuance costs, net	(4,053)			(2,799)		
Total unsecured term loans, net	895,947			897,201		
Senior unsecured notes:						
2027 Senior Unsecured Notes - Series A	150,000	4.84%	Apr. 2027	150,000	4.84%	Apr. 2027
2028 Senior Unsecured Notes - Series B	225,000	5.09%	Jul. 2028	225,000	5.09%	Jul. 2028
2030 Senior Unsecured Notes - Series C	100,000	5.19%	Jul. 2030	100,000	5.19%	Jul. 2030
2031 Senior Unsecured Public Notes	375,000	2.60%	Sep. 2031	375,000	2.60%	Sep. 2031
Total senior unsecured notes	850,000			850,000		
Unamortized debt issuance costs and original issuance discount, net	(4,691)			(3,936)		
Total senior unsecured notes, net	845,309			846,064		
Total unsecured debt	\$ 1,831,690			\$ 1,836,279		

- (a) At December 31, 2023 December 31, 2024, a balance of \$23.5 million was subject to daily simple SOFR. At December 31, 2024, the balance includes \$100 million CAD borrowings remeasured to \$75.4 million USD, and was subject to the one-month daily simple Canadian Dollar Offered Overnight Repo Rate Average ("CORRA") of 5.46% 3.32%.
- (b) Effective July 1, 2023 At December 31, 2024, the loan converted into a one-month SOFR borrowing concurrent with LIBOR's cessation, was 4.33%.
- (c) At December 31, 2023 December 31, 2024, one-month overnight SOFR was 5.35% 4.49%.
- (d) Our Revolving Credit Facility contains two six-month extension options subject to certain conditions, including the payment of an extension fee equal to 0.0625% of the revolving commitments.

48 50

Revolving Credit Facility

Our Revolving Credit Facility has a \$1.0 billion capacity with a maturity date of March 2026 and contains two six-month extension options, subject to certain conditions, including an extension fee equal to 0.0625%. In addition to United States Dollars ("USD"), USD, borrowings under the Revolving Credit Facility can be made in Pound Sterling, Euros or Canadian Dollars ("CAD") CAD up to an aggregate amount of \$500.0 million. Borrowings under the amended credit facility are subject to interest only payments at variable rates equal to the applicable reference rate plus a margin of 0.85% based on our current credit ratings of 'BBB' and 'Baa2' from S&P and Moody's, respectively. In addition, the Revolving Credit Facility is subject to a facility fee on the amount of the revolving commitments, based on our credit rating. The applicable facility fee is 0.20% per annum.

2026 Unsecured Term Loan

Borrowings under the 2026 Unsecured Term Loan are subject to interest at variable rates based on one-month adjusted SOFR plus a margin based on our credit rating ranging between 0.85% and 1.65% based on our credit rating.

2027 Unsecured Term Loan and 2029 Unsecured Term Loan

Borrowings under the 2027 Unsecured Term Loan and 2029 Unsecured Term Loan bear interest at variable rates based on one-month daily simple adjusted SOFR plus a margin based on our credit rating ranging between 0.80% and 1.60% per annum for the 2027 Unsecured Term Loan, and 1.15% and 2.20% per annum for the 2029 Unsecured Term Loan.

2027 Senior Unsecured Notes - Series A

The 2027 Senior Unsecured Notes - Series A are payable interest only semiannually during their term, bear interest at a fixed rate of 4.84% per annum, and mature in April 2027.

2028 Senior Unsecured Notes - Series B and 2030 Senior Unsecured Notes - Series C

The 2028 Senior Unsecured Notes - Series B and 2030 Senior Unsecured Notes - Series C are payable interest only semiannually during their term, and bear interest at fixed rates of 5.09% per annum and 5.19% per annum, respectively. Series B Notes mature in July 2028, and the Series C Notes mature in July 2030.

2031 Senior Unsecured Public Notes

Borrowings under the 2031 Senior Unsecured Public Notes are subject to interest only, semi-annual payments at a fixed rate of 2.60% per annum and mature in September 2031.

Debt Covenants

We are subject to various covenants and financial reporting requirements pursuant to our debt facilities, which are summarized below. As of **December 31, 2023** **December 31, 2024**, we believe we were in compliance with all of our covenants on all outstanding borrowings. In the event of default, either through default on payments or breach of covenants, we may be restricted from paying dividends to our stockholders in excess of dividends required to maintain our REIT qualification. For each of the previous three years, we paid dividends out of our cash flows from operations in excess of the distribution amounts required to maintain our REIT qualification.

49

Contractual Obligations

The following table provides information with respect to our contractual commitments and obligations as of **December 31, 2023** **December 31, 2024** (in thousands). Refer to the discussion in the *Liquidity and Capital Resources* section above for further discussion over our short and long-term obligations.

Year of Maturity	Revolving								Revolving				
	Credit				Commitments				Credit				
	Facility(a)	Mortgages	Term Loans	Senior Notes	Interest Expense(b)	Dividends(c)	to Fund Investments(d)	Total	Facility (a)	Mortgages	Term Loans	Senior Notes	Interest Expense(b)
2024	\$ —	\$ 2,260	\$ —	\$ —	\$ 37,241	\$ 55,906	\$ 118,728	\$ 214,135					
2025	—	20,195	—	—	93,301	—	2,000	115,496	\$ —	\$ 20,195	\$ —	\$ —	\$ 54,000
2026	90,434	16,843	400,000	—	96,933	—	—	604,210	93,014	16,843	400,000	—	69,000
2027	—	1,596	200,000	150,000	51,009	—	—	402,605	—	1,596	200,000	150,000	40,000
2028	—	38,278	—	225,000	71,620	—	—	334,898	—	38,279	—	225,000	65,000
2029	—	—	300,000	—	17,906	—	—	317,906					
Thereafter	—	—	300,000	475,000	46,712	—	—	821,712	—	—	—	475,000	16,000
Total	\$ 90,434	\$ 79,172	\$ 900,000	\$ 850,000	\$ 396,816	\$ 55,906	\$ 120,728	\$ 2,493,056	\$ 93,014	\$ 76,913	\$ 900,000	\$ 850,000	\$ 264,000

- (a) Our Revolving Credit Facility contains two six-month extension options subject to certain conditions, including the payment of an extension fee equal to 0.0625% of the revolving commitments.
- (b) Interest expense is projected based on the outstanding borrowings and interest rates in effect as of **December 31, 2023** **December 31, 2024**. This amount includes the impact of interest rate swap agreements.
- (c) Amounts include dividends declared as of **December 31, 2023** **December 31, 2024** of **\$0.285** **\$0.29** per common share and OP Unit. Future undeclared dividends have been excluded.
- (d) Amounts include acquisitions under control, defined as under contract or executed letter of intent, and commitments to fund revenue generating capital expenditures, and development opportunities, both current and future.

51

At **December 31, 2023** **December 31, 2024**, investment in rental property with a book value of **\$120.5 million** **\$117.8 million**, was pledged as collateral against our mortgages.

In the normal course of business, we enter into various types of commitments to purchase real estate properties. These commitments are generally subject to our customary due diligence process and, accordingly, a number of specific conditions must be met before we are obligated to purchase the properties.

Additionally, we are a party to two separate tax protection agreements with the contributing members of two distinct UPREIT transactions and a third tax protection agreement entered into in connection with the internalization of our management in February 2020. The tax protection agreements require us to indemnify the beneficiaries in the event of a sale, exchange, transfer, or other disposal of the contributed property, and in the case of the tax protection agreement entered into in connection with the Company's internalization, the entire Company, in a taxable transaction that would cause such beneficiaries to recognize a gain that is protected under the agreements, subject to certain exceptions. Based on

values as of **December 31, 2023** **December 31, 2024**, taxable sales of the applicable properties would trigger liability under the three agreements of approximately \$20.4 million. Based on information available, we do not believe that the events resulting in liability as detailed above have occurred or are likely to occur in the foreseeable future. Accordingly, we have excluded these commitments from the contractual commitments table above.

Derivative Instruments and Hedging Activities

We are exposed to interest rate risk arising from changes in interest rates on the floating-rate borrowings under our unsecured credit facilities. Borrowings pursuant to our unsecured credit facilities bear interest at floating rates based on SOFR or **CDOR CORRA** plus an applicable margin. Accordingly, fluctuations in market interest rates may increase or decrease our interest expense, which will in turn, increase or decrease our net income and cash flow.

We attempt to manage the interest rate risk on variable rate borrowings by entering into interest rate swaps. **During the year ended December 31, 2024, the Company entered into nine forward-starting interest rate swaps for a total notional amount of \$460.0 million. These forward-starting swap arrangements are effective during various periods between March and December 2025 and mature in 2030.** As of **December 31, 2023** **December 31, 2024**, we had **32** **30** effective and nine forward-starting interest rate swaps **outstanding** with an aggregate notional amount of **\$975.4 million** **\$1.4 billion**. Under **these the effective swap** agreements, we receive monthly payments from the counterparties equal to the related variable interest rates multiplied by the outstanding notional amounts. In turn, we pay the counterparties each month an amount equal to a fixed interest rate multiplied by the related outstanding notional amounts. The intended net impact of these transactions is that we pay a fixed interest rate on our variable-rate borrowings. The interest rate swaps have been designated by us as cash flow hedges for accounting purposes and are reported at fair value. We assess, both at inception and on an ongoing basis, the effectiveness of our qualifying cash flow hedges. We have not entered, and do not intend to enter, into derivative or interest rate transactions for speculative purposes.

In addition, we own investments in Canada, and as a result are subject to risk from the effects of exchange rate movements in the Canadian dollar, which may affect future costs and cash flows. We funded a significant portion of our Canadian investments through Canadian dollar borrowings under our Revolving Credit Facility, which is intended to act as a natural hedge against our Canadian dollar investments. The Canadian dollar Revolving Credit Facility borrowings are remeasured each reporting period, with the unrealized foreign currency gains and losses flowing through earnings. These unrealized foreign currency gains and losses do not impact our cash flows from operations until settled, and are expected to directly offset the changes in the value of our net investments as a result of changes in the Canadian dollar. Our Canadian investments are recorded at their historical exchange rates, and therefore are not impacted by changes in the value of the Canadian dollar.

Cash Flows

Cash and cash equivalents and restricted cash totaled **\$20.6 million** **\$16.0 million**, **\$60.0 million** **\$20.6 million**, and **\$27.8 million** **\$60.0 million** at **December 31, 2023** **December 31, 2024**, **2022**, **2023**, and **2021**, **2022**, respectively. The table below shows information concerning cash flows for the years ended **December 31, 2023** **December 31, 2024**, **2022**, **2023**, and **2021**, **2022**:

(in thousands)	For the Year Ended December 31,			For the Year Ended December 31,		
	2023	2022	2021	2024	2023	2022
Net cash provided by operating activities	\$ 271,074	\$ 255,914	\$ 244,937	\$ 276,253	\$ 271,074	\$ 255,914
Net cash provided by (used in) investing activities	24,338	(859,643)	(582,304)			
Net cash (used in) provided by investing activities	(59,703)	24,338	(859,643)			
Net cash (used in) provided by financing activities	(334,820)	636,000	254,408	(221,189)	(334,820)	636,000
(Decrease) increase in cash and cash equivalents and restricted cash	\$ (39,408)	\$ 32,271	\$ (82,959)	\$ (4,639)	\$ (39,408)	\$ 32,271

The increase in net cash provided by operating activities during the **years** year ended December 31, 2024 as compared to 2023 was mainly due to a decrease in interest expense. **The increase in net cash provided by operating activities during the year** ended December 31, 2023 **and as compared to** 2022 was mainly due to growth in our real estate portfolio and associated incremental net lease revenues.

The increase in net cash **used in investing activities** during the year ended December 31, 2024 as compared to 2023 was mainly due to increased investment volume, partially offset **by proceeds from disposition activity**. The increase in net cash provided by investing activities during the **years** year ended December 31, 2023 **and as compared to** 2022 was mainly due to increased **proceeds from** disposition **volume**. The increase in net cash used in investing activities in 2022 as compared to 2021 was driven by an increase in **investing activities, activity**.

The decrease in net cash (used in) used in financing activities during the year ended December 31, 2024 as compared to the year ended December 31, 2023, mainly reflects an increase in net borrowings on the Revolving Credit Facility and increased distributions paid to shareholders in 2024 compared to 2023. The decrease in net cash provided by financing activities during the year ended December 31, 2023 as compared to the year ended December 31, 2022, mainly reflects a decrease in our total outstanding borrowings in 2023. The increase in net cash provided by financing activities during the year ended December 31, 2022 as 2023 compared to the year ended December 31, 2021, mainly reflects an increase in net proceeds from equity and debt offerings in 2022 to fund growth in our real estate portfolio. 2022.

Non-GAAP Measures

FFO, Core FFO, and AFFO

We compute Funds From Operations ("FFO") in accordance with the standards established by the Board of Governors of Nareit, the worldwide representative voice for REITs and publicly traded real estate companies with an interest in the U.S. real estate and capital markets. Nareit defines FFO as GAAP net income or loss adjusted to exclude net gains (losses) from sales of certain depreciated real estate assets, depreciation and amortization expense from real estate assets, and impairment charges related to certain previously depreciated real estate assets. FFO is used by management, investors, and analysts to facilitate meaningful comparisons of operating performance between periods and among our peers, primarily because it excludes the effect of real estate depreciation and amortization and net gains (losses) on sales, which are based on historical costs and implicitly assume that the value of real estate diminishes predictably over time, rather than fluctuating based on existing market conditions.

We compute Core Funds From Operations ("Core FFO") by adjusting FFO, as defined by Nareit, to exclude certain GAAP income and expense amounts that we believe are infrequently recurring, unusual in nature, or not related to its core real estate operations, including write-offs or recoveries of accrued rental income, lease termination fees, gain on insurance recoveries, the change in fair value of our earnout liability, lease termination fees and other non-core income from real estate transactions, cost of debt extinguishments, extinguishment, unrealized and realized gains or losses on foreign currency transactions, severance and executive employee transition costs, and other extraordinary items. Exclusion of these items from similar FFO-type metrics is common within the equity REIT industry, and management believes that presentation of Core FFO provides investors with a metric to assist in their evaluation of our operating performance across multiple periods and in comparison to the operating performance of our peers, because it removes the effect of unusual items that are not expected to impact our operating performance on an ongoing basis.

We compute Adjusted Funds From Operations ("AFFO"), by adjusting Core FFO for certain non-cash revenues and expenses that are non-cash or unique in nature, including straight-line rents, amortization of lease intangibles, adjustment to provision for credit losses, amortization of debt issuance costs, amortization of net mortgage premiums, (gain) non-capitalized transaction costs such as acquisition costs related to deals that failed to transact, loss on interest rate swaps and other non-cash interest expense, deferred taxes, stock-based compensation, and other specified non-cash items. We believe that excluding such items assists management and investors in distinguishing whether changes in our operations are due to growth or decline of operations at our properties or from other factors. We use AFFO as a measure of our performance when we formulate corporate goals, and is a factor in determining management compensation. We believe that AFFO is a useful supplemental measure for investors to consider because it will help them to better assess our operating performance without the distortions created by non-cash revenues or expenses.

Specific to our adjustment for straight-line rents, our leases include cash rents that increase over the term of the lease to compensate us for anticipated increases in market rental rates over time. Our leases do not include significant front-loading or back-loading of payments, or significant rent-free periods. Therefore, we find it useful to evaluate rent on a contractual basis as it allows for comparison of existing rental rates to market rental rates.

FFO, Core FFO, and AFFO may not be comparable to similarly titled measures employed by other REITs, and comparisons of our FFO, Core FFO, and AFFO with the same or similar measures disclosed by other REITs may not be meaningful.

Neither the SEC nor any other regulatory body has passed judgment on the acceptability of the adjustments to FFO that we use to calculate Core FFO and AFFO. In the future, the SEC, Nareit or another regulatory body may decide to standardize the allowable adjustments across the REIT industry and in response to such standardization we may have to adjust our calculation and characterization of Core FFO and AFFO accordingly.

51 53

The following table reconciles net income (which is the most comparable GAAP measure) to FFO, Core FFO and AFFO:

	For the Year Ended December 31,			For the Year Ended December 31,		
	2023	2022	2021	2024	2023	2022
(in thousands, except per share data)						
Net income	\$ 163,312	\$ 129,475	\$ 109,528	\$ 168,989	\$ 163,312	\$ 129,475
Real property depreciation and amortization	158,346	154,673	131,999	155,844	158,346	154,673
Gain on sale of real estate	(54,310)	(15,953)	(13,523)	(73,153)	(54,310)	(15,953)
Provision for impairment on investment in rental properties	31,274	5,535	28,208	49,001	31,274	5,535
FFO	\$ 298,622	\$ 273,730	\$ 256,212	\$ 300,681	\$ 298,622	\$ 273,730
Net write-offs of accrued rental income	4,458	1,326	1,938	2,676	4,458	1,326

Lease termination fees	(7,500)	(2,469)	(35,000)			
Other non-core income from real estate transactions ^(a)	(2,070)	(7,500)	(2,469)			
Gain on insurance recoveries	—	(341)	—	—	—	(341)
Cost of debt extinguishment	3	308	368	—	3	308
Severance and executive transition costs	1,622	401	1,304			
Change in fair value of earnout liability	—	—	5,539			
Other expenses (income) ^(a)	1,678	(5,690)	62			
Severance and employee transition costs	385	1,622	401			
Other (income) expenses ^(b)	(6,201)	1,678	(5,690)			
Core FFO	\$ 298,883	\$ 267,265	\$ 230,423	\$ 295,471	\$ 298,883	\$ 267,265
Straight-line rent adjustment	(26,736)	(21,900)	(20,304)	(21,652)	(26,736)	(21,900)
Adjustment to provision for credit losses	(10)	(5)	(38)	(17)	(10)	(5)
Amortization of debt issuance costs	3,938	3,692	3,854	3,932	3,938	3,692
Amortization of net mortgage premiums	(78)	(104)	(132)	—	(78)	(104)
Non-capitalized transaction costs	951	—	—			
Loss on interest rate swaps and other non-cash interest expense	1,884	2,514	698	209	1,884	2,514
Amortization of lease intangibles ^(c)	(5,846)	(4,809)	(3,208)	(4,413)	(5,846)	(4,809)
Stock-based compensation	5,972	5,316	4,669	7,355	5,972	5,316
Deferred taxes	(282)	204	—	155	(282)	204
AFFO	\$ 277,725	\$ 252,173	\$ 215,962	\$ 281,991	\$ 277,725	\$ 252,173

(a) Amount includes \$1.2 million of lease termination fees and \$0.9 million in income for the settlement of a permanent land easement for an insignificant portion of two of our properties during the year ended December 31, 2024. Amount includes \$7.5 million and \$2.5 million in lease termination fees for the year ended December 31, 2023 and 2022, respectively.

(b) Amount includes (\$6.2) million, \$1.7 million, (\$5.6) million, and (\$0.1) 5.6 million of unrealized foreign exchange (gain) loss (gain) for the years ended December 31, 2023 December 31, 2024, 2022, 2021, 2022, respectively, primarily associated with our Canadian dollar denominated Revolver Credit Facility borrowings.

(c) Amount includes \$1.5 million of accelerated amortization of lease intangibles for an early lease termination of a property during the year ended December 31, 2023.

EBITDA, EBITDAre, Adjusted EBITDAre, Pro Forma Adjusted EBITDAre, Annualized EBITDAre, Annualized Adjusted EBITDAre, and Pro Forma Annualized Adjusted EBITDAre

We compute EBITDA as earnings before interest, income taxes and depreciation and amortization. EBITDA is a measure commonly used in our industry. We believe that this ratio provides investors and analysts with a measure of our performance that includes our operating results unaffected by the differences in capital structures, capital investment cycles and useful life of related assets compared to other companies in our industry. We compute EBITDAre in accordance with the definition adopted by Nareit, as EBITDA excluding gains (losses) from the sales of depreciable property and provisions for impairment on investment in real estate. We believe EBITDA and EBITDAre are useful to investors and analysts because they provide important supplemental information about our operating performance exclusive of certain non-cash and other costs. EBITDA and EBITDAre are not measures of financial performance under GAAP, and our EBITDA and EBITDAre may not be comparable to similarly titled measures of other companies. You should not consider our EBITDA and EBITDAre as alternatives to net income or cash flows from operating activities determined in accordance with GAAP.

54

We are focused on a disciplined and targeted investment strategy, together with active asset management that includes selective sales of properties. We manage our leverage profile using a ratio of Net Debt to Annualized Adjusted EBITDAre, and Pro Forma Net Debt to Annualized Adjusted EBITDAre, each discussed further below, which we believe is a useful measure of our ability to repay debt and a relative measure of leverage, and is used in communications with our lenders and rating agencies regarding our credit rating. As we fund new investments using our unsecured Revolving Credit Facility, our leverage profile and Net Debt will be immediately impacted by current quarter investments. However, the full benefit of EBITDAre from new investments will not be received in the same quarter in which the properties are acquired. Additionally, EBITDAre for the quarter includes amounts generated by properties that have been sold during the quarter. Accordingly, the variability in EBITDAre caused by the timing of our investments and dispositions can temporarily distort our leverage ratios. We adjust EBITDAre ("Adjusted EBITDAre") for the most recently completed quarter (i) to recalculate as if all investments and dispositions had occurred at the beginning of the quarter, (ii) to exclude certain GAAP income and expense amounts that are either non-cash, such as cost of debt extinguishments, realized or unrealized gains and losses on foreign currency transactions, or gains on insurance recoveries, or that we believe are one time, or unusual in nature because they relate to unique circumstances or transactions that had not previously occurred and which we do not anticipate occurring in the future, and (iii) to eliminate the impact of lease termination fees and other items that are not a result of normal operations. While investments in property build-to-suit developments have an immediate impact to Net Debt, we do not make an adjustment to EBITDAre until the quarter in which the lease commences. We define our Pro Forma Adjusted EBITDAre as Adjusted EBITDAre adjusted to show the impact of estimated contractual revenues based on in-process development spend to-date. Our Pro Forma Net Debt is defined as Net Debt adjusted for estimated net proceeds from forward sale agreements that have not settled as if they have been physically settled for cash as of the period presented. We then annualize quarterly Adjusted EBITDAre and Pro Forma Adjusted EBITDAre by multiplying them by four ("Annualized Adjusted EBITDAre" and "Annualized Pro Forma Adjusted EBITDAre"). You should not unduly rely on this measure

as it is based on assumptions and estimates that may prove to be inaccurate. Our actual reported EBITDAre for future periods may be significantly different from our Annualized Adjusted EBITDAre. Adjusted EBITDAre and Annualized Adjusted EBITDAre are not measurements of performance under GAAP, and our Adjusted EBITDAre and Annualized Adjusted EBITDAre may not be comparable to similarly titled measures of other companies. You should not consider our Adjusted EBITDAre and Annualized Adjusted EBITDAre as alternatives to net income or cash flows from operating activities determined in accordance with GAAP.

52

The following table reconciles net income (which is the most comparable GAAP measure) to EBITDA, EBITDAre, Adjusted EBITDAre, and Pro Forma Adjusted EBITDAre. Information is also presented with respect to Annualized EBITDAre, Annualized Adjusted EBITDAre, and Pro Forma Annualized Adjusted EBITDAre:

(in thousands)	For the Three Months Ended December 31,			For the Three Months Ended December 31,		
	2023	2022	2021	2024	2023	2022
Net income	\$ 6,797	\$ 36,773	\$ 32,226	\$ 27,607	\$ 6,797	\$ 36,773
Depreciation and amortization	39,278	45,606	33,476	42,987	39,278	45,606
Interest expense	18,972	23,773	16,997	19,565	18,972	23,773
Income taxes	(268)	105	457	527	(268)	105
EBITDA	\$ 64,779	\$ 106,257	\$ 83,156	\$ 90,686	\$ 64,779	\$ 106,257
Provision for impairment of investment in rental properties	29,801	—	207	17,690	29,801	—
Gain on sale of real estate	(6,270)	(10,625)	(3,732)	(8,197)	(6,270)	(10,625)
EBITDAre	\$ 88,310	\$ 95,632	\$ 79,631	\$ 100,179	\$ 88,310	\$ 95,632
Adjustment for current quarter acquisition activity ^(a)	153	1,283	2,002	28	153	1,283
Adjustment for current quarter disposition activity ^(b)	(156)	(440)	(180)	(11)	(156)	(440)
Adjustment to exclude non-recurring expenses (income) ^(c)	128	—	—	348	128	—
Adjustment to exclude net write-offs of accrued rental income	4,161	—	—	120	4,161	—
Adjustment to exclude gain on insurance recoveries	—	(341)	—	—	—	(341)
Adjustment to exclude realized/unrealized foreign exchange loss	1,453	796	—	—	—	—
Adjustment to exclude realized/unrealized foreign exchange (gain) loss	(4,699)	1,453	796	—	—	—
Adjustment to exclude cost of debt extinguishments	—	77	—	—	—	77
Adjustment to exclude lease termination fees	—	(1,678)	—	—	—	—
Adjustment to exclude other income from real estate transactions ^(d)	(1,183)	—	(1,678)	—	—	—
Adjusted EBITDAre	\$ 94,049	\$ 95,329	\$ 81,453	\$ 94,782	\$ 94,049	\$ 95,329
Estimated revenues from developments ^(e)	334	—	—	—	—	—
Pro Forma Adjusted EBITDAre	\$ 95,116	\$ 94,049	\$ 95,329	—	—	—
Annualized EBITDAre	\$ 353,240	\$ 382,528	\$ 318,526	\$ 400,716	\$ 353,240	\$ 382,528
Annualized Adjusted EBITDAre	\$ 376,196	\$ 381,316	\$ 325,812	\$ 379,128	\$ 376,196	\$ 381,316
Pro Forma Annualized Adjusted EBITDAre	\$ 380,464	\$ 376,196	\$ 381,316	—	—	—

(a) Reflects an adjustment to give effect to all investments during the quarter as if they had been made as of the beginning of the quarter.

(b) Reflects an adjustment to give effect to all dispositions during the quarter as if they had been sold as of the beginning of the quarter.

(c) Amounts include Amount includes \$0.2 million accelerated lease intangible amortization and \$0.1 million of employee severance and (\$0.1) million employee transition costs for the three months ended December 31, 2024. Amount includes \$0.1 million of forfeited stock-based compensation severance and employee transition costs for the three months ended December 31, 2023.

55

(d) Amount includes lease termination fees during the three months ended December 31, 2024 and December 31, 2022.

(e) Represents estimated contractual revenues based on in-process development spend to-date.

Net Debt, Pro Forma Net Debt, Net Debt to Annualized EBITDAre, Net Debt to Annualized Adjusted EBITDAre, and Pro Forma Net Debt to Annualized Adjusted EBITDAre

We define Net Debt as gross debt (total reported debt plus debt issuance costs) less cash and cash equivalents and restricted cash. Our Pro Forma Net Debt is defined as Net Debt adjusted for estimated net proceeds from unsettled forward sale agreements as if they have been settled for cash as of the period presented. We believe that the presentation of Net

Debt to Annualized EBITDAre and Net Debt to Annualized Adjusted EBITDAre is useful to investors and analysts because these ratios provide information about gross debt less cash and cash equivalents, which could be used to repay debt, compared to our performance as measured using EBITDAre, and is used in communications with lenders and rating agencies regarding our credit rating. The following table reconciles total debt (which is the most comparable GAAP measure) to Net Debt, **Pro Forma Net Debt**, and presents the **ratio ratios** of Net Debt to Annualized EBITDAre, **Net Debt to Annualized Adjusted EBITDAre**, and **Pro Forma** Net Debt to Annualized Adjusted EBITDAre, respectively:

(in thousands)	As of December 31,		As of December 31,	
	2023	2022	2024	2023
Debt				
Revolving Credit Facility	\$ 90,434	\$ 197,322	\$ 93,014	\$ 90,434
Unsecured term loans, net	895,947	894,692	897,201	895,947
Senior unsecured notes, net	845,309	844,555	846,064	845,309
Mortgages, net	79,068	86,602	76,846	79,068
Debt issuance costs	8,848	10,905	6,802	8,848
Gross Debt	1,919,606	2,034,076	1,919,927	1,919,606
Cash and cash equivalents	(19,494)	(21,789)	(14,845)	(19,494)
Restricted cash	(1,138)	(38,251)	(1,148)	(1,138)
Net Debt	\$ 1,898,974	\$ 1,974,036	\$ 1,903,934	\$ 1,898,974
Estimated net proceeds from forward equity agreements ^(a)	(38,514)	—		
Pro Forma Net Debt	\$ 1,865,420	\$ 1,898,974		
Leverage Ratios:				
Net Debt to Annualized EBITDAre	5.4x	5.2x	4.8x	5.4x
Net Debt to Annualized Adjusted EBITDAre	5.0x	5.2x	5.0x	5.0x
Pro Forma Net Debt to Annualized Adjusted EBITDAre	4.9x	5.0x		

(a)

53

Represents pro forma adjustment for estimated net proceeds from forward sale agreements that have not settled as if they have been physically settled for cash as of the period presented.

Critical

Th

Accountingpre

Policies

our

and

cor

Estimates

fin:

sta

cor

wit

rec

ma

to

est

ass

tha

ref

am

ass
liat
rev
exj
we
dis
the
sta

We
est
his
exj
an
oth
ass
bel
rea
un
circ
Th
jud
affi
ref
am
ass
liat
dis
cor
ass
liat
dal
fini
sta
an
ref
am
rev
exj
dui
ref
pei
on
ma
evi
est
ass
hoi
act
ma
the
est
ass
wh
col
ma
im

""
fini
sta
sur
oui
acc
pol
prc
inc

No
"St
Sig
Ac
Po
cor
lter
"Fi
St
an
Su
Da
in
Re
Fo
Ma
bel
foll
crit
acc
pol
am
affi
sig
est
ass
use
pre
oui
cor
fini
sta

Sales of Real Estate

Under ASC 610-20, *Other Income – Gains and Losses from the Derecognition of Nonfinancial Assets*, the Company's sales of real estate are generally considered to be sales to non-customers, requiring the Company to identify each distinct non-financial asset promised to the buyer. The Company determines whether the buyer obtains control of the non-financial assets, achieved through the transfer of the risks and rewards of ownership of the non-financial assets. If control is transferred to the buyer, the Company derecognizes the asset.

If the Company determines that it did not transfer control of the non-financial assets to the buyer, the Company analyzes the contract for separate performance obligations and allocates a portion of the sales price to each performance obligation. As performance obligations are satisfied, the Company recognizes the respective income in the Consolidated Statements of Income and Comprehensive Income.

The Company presents discontinued operations if disposals of properties represent a strategic shift in operations. Those strategic shifts would need to have a major effect on the Company's operations and financial results in order to meet the definition. For the years ended **December 31, 2023**, **December 31, 2024**, **2022**, **2023**, and **2021**, **2022**, the Company did not have property dispositions that qualified as discontinued operations.

Depreciation

Depreciation is computed using the straight-line method over the estimated useful lives of the related assets, which are as follows:

Land improvements	15 years
Buildings and improvements	15 to 39 years
Equipment	7 years

Leasing Fees

Leasing fees represent costs incurred to lease properties to tenants and are capitalized as they are incremental costs of a lease that would not have been incurred if the lease had not been obtained. Leasing fees are amortized using the straight-line method over the term of the lease to which they relate, which range from 3 to 25 years.

Cash Equivalents

Cash equivalents consist of highly liquid investments with an original maturity at date of acquisition of three months or less, including money market funds. The Company estimates that the fair value of cash equivalents approximates the carrying value due to the relatively short maturity of these instruments.

Restricted Cash

Restricted cash generally includes escrow funds the Company maintains pursuant to the terms of certain mortgages, lease agreements, and undistributed proceeds from the sale of properties under Section 1031 of the Internal Revenue Code of 1986, as amended (the "Code"), and is reported within Prepaid expenses and other assets in the Consolidated Balance Sheets. Restricted cash consisted of the following:

(in thousands)	December 31,		December 31,	
	2023	2022	2024	2023

Escrow funds and other	\$ 1,138	\$ 4,812	\$ 1,148	\$ 1,138
1031 exchange proceeds	—	33,439		
	<u>\$ 1,138</u>	<u>\$ 38,251</u>		

Revenue Recognition

The Company accounts for leases in accordance with ASC 842, *Leases* ("ASC 842"). The Company commences revenue recognition on its leases based on a number of factors, including the initial determination that the contract is or contains a lease. Generally, all of the Company's property related contracts are or contain leases, and therefore revenue is recognized when the lessee takes possession of or controls the physical use of the leased assets. In most instances this occurs on the lease commencement date. At the time of lease assumption or at the inception of a new lease, including new leases that arise from amendments, the Company assesses the terms and conditions of the lease to determine the proper lease classification.

68

Certain of the Company's leases require tenants to pay rent based upon a percentage of the property's net sales ("percentage rent") or contain rent escalators indexed to future changes in the Consumer Price Index ("CPI"). Lease income associated with such provisions, absent the existence of a floor, are considered variable lease income and are not included in the initial measurement of the lease receivable, or in the calculation of straight-line rent revenue. Such amounts are recognized as income when the amounts are determinable.

72

A lease is classified as an operating lease if none of the following criteria are met: (i) ownership transfers to the lessee at the end of the lease term, (ii) the lessee has a purchase option that is reasonably expected to be exercised, (iii) the lease term is for a major part of the economic life of the leased property, (iv) the present value of the future lease payments and any residual value guaranteed by the lessee that is not already reflected in the lease payments equals or exceeds substantially all of the fair value of the leased property, and (v) the leased property is of such a specialized nature that it is expected to have no future alternative use to the Company at the end of the lease term. If one or more of these criteria are met, the lease will generally be classified as a sales-type lease, unless the lease contains a residual value guarantee from a third party other than the lessee, in which case it would be classified as a direct financing lease under certain circumstances. Prior to the adoption of ASC 842, a lease that was not an operating lease would be accounted for as a direct financing lease.

The Company accounts for the right to use land as a separate lease component, unless the accounting effect of doing so would be insignificant. Determination of significance requires management judgment. In determining whether the accounting effect of separately reporting the land component from other components for its real estate leases is significant, the Company assesses: (i) whether separating the land component impacts the classification of any lease component, (ii) the value of the land component in the context of the overall contract, and (iii) whether the right to use the land is coterminous with the rights to use the other assets.

Revenue recognition methods for operating leases, direct financing leases, and sales-type leases are described below:

Rental property accounted for under operating leases – Revenue is recognized as rents are earned on a straight-line basis over the non-cancelable terms of the related leases. For leases that have fixed and measurable rent escalations and collectability of the lease payments is probable, the difference between such rental income earned and the cash rent due under the provisions of the lease is recorded as Accrued rental income in the Consolidated Balance Sheets. If the Company determines that collectability of the lease payments is not probable, the Company records an adjustment to Lease revenues, net to reduce cumulative income recognized since lease commencement to the amount of cash collected from the lessee (i.e., write off of accrued rental income). Future revenue recognition is limited to amounts paid by the lessee.

Rental property accounted for under direct financing leases – The Company utilizes the direct finance method of accounting to record direct financing lease income. The net investment in the direct financing lease represents receivables for the sum of future lease payments to be received and the estimated residual value of the leased property, less unamortized unearned income (which represents the difference between undiscounted cash flows and discounted cash flows). Unearned income is deferred and amortized into income over the lease terms so as to produce a constant periodic rate of return on the Company's net investment in the leases.

Rental property accounted for under sales-type leases – For leases accounted for as sales-type leases, the Company records selling profit arising from the lease at inception, along with the net investment in the lease. The Company leases assets through the assumption of existing leases or through sale-leaseback transactions, and records such assets at their fair value at the time of acquisition, which in most cases coincides with lease inception. As a result, the Company does not generally recognize selling profit on sales-type leases. The net investment in the sales-type lease represents receivables for the sum of future lease payments and the estimated unguaranteed

residual value of the leased property, each measured at net present value. Interest income is recorded over the lease terms so as to produce a constant periodic rate of return on the Company's net investment in the leases.

Certain of the Company's lease contracts contain nonlease components (e.g., charges for management fees, common area maintenance, and reimbursement of third-party maintenance expenses) in addition to lease components (e.g., monthly rental charges). Services related to nonlease components are provided over the same period of time as, and billed in the same manner as, monthly rental charges. The Company elected to apply the practical expedient available under ASC 842, for all classes of assets, not to separate the lease components from the nonlease components when accounting for operating leases. Since the lease component is the predominant component under each of these leases, combined revenues from both the lease and nonlease components are reported as Lease revenues, net in the accompanying Consolidated Statements of Income and Comprehensive Income.

In accordance with ASC 842, provisions for uncollectible rent are recorded as an offset to Lease revenues, net in the accompanying Consolidated Statements of Income and Comprehensive Income.

69 73

Lease Termination Fee Income

The Company recognizes lease termination fee income as other income from real estate transactions, a component of Lease revenues, net, when all conditions of the termination agreement have been met, and collection of the lease termination fee is probable. If the tenant immediately vacates the property upon satisfying the conditions of the termination agreement, the Company recognizes the lease termination fee income net of the write off of accrued rental income associated with the lease immediately. If the tenant continues to occupy the property, the Company treats the termination as a lease modification, and recognizes the lease termination fee income on a straight-line basis over the new lease term. Lease termination fee income is recorded as other income from real estate transactions, a component of Lease revenues, net, in the Consolidated Statements of Income and Comprehensive Income.

Goodwill

Goodwill represents the excess of the amount paid over the fair value of the identifiable tangible and intangible assets acquired and liabilities assumed in a business combination and is assigned to one or more reporting units. The Company evaluates goodwill for impairment when an event occurs or circumstances change that indicate the carrying value may not be recoverable, or at least annually. The Company's annual testing date is November 30.

The goodwill impairment evaluation is completed using either a qualitative or quantitative approach. Under a qualitative approach, the impairment review for goodwill consists of an assessment of whether it is more-likely-than-not that the reporting unit's fair value is less than its carrying value, including goodwill. If a qualitative approach indicates it is more likely-than-not that the estimated carrying value of a reporting unit (including goodwill) exceeds its fair value, or if we choose to bypass the qualitative approach, we perform the quantitative approach described below.

When the Company performs a quantitative test of goodwill for impairment, it compares the carrying value of its reporting unit with its fair value. If the fair value of the reporting unit exceeds its carrying amount, the Company does not consider goodwill to be impaired and no further analysis would be required. If the fair value is determined to be less than its carrying value, the amount of goodwill impairment equals the amount by which the reporting unit's carrying value exceeds its fair value, not to exceed the carrying amount of goodwill.

The Company determined that it has one reporting unit, consistent with its segment reporting analysis, which includes the acquisition, leasing, and ownership of net leased properties (i.e., the consolidated entity). When necessary to perform the quantitative test for goodwill impairment, the Company's estimate of fair value is determined using a market approach, leveraging assumptions such as the fair value of our equity inclusive of our consideration of a control premium, if necessary, which includes an analysis of similar market transactions and other quantitative and qualitative factors. While the Company believes the assumptions used to estimate the fair value of its reporting unit are reasonable, changes in these assumptions may have a material impact on the Company's financial results. Based on the results of its annual goodwill impairment test on November 30, 2023 November 30, 2024 and 2022, 2023, the Company concluded that goodwill was not impaired, and that the fair value of its reporting unit was substantially in excess of carrying value.

Rent Received in Advance

Rent received in advance represents tenant rent payments received prior to the contractual due date, and is included in Accounts payable and other liabilities in the Consolidated Balance Sheets. Rent received in advance consisted of the following:

	December 31,		December 31,	
	2023	2022	2024	2023
(in thousands)				
Rent received in advance	\$ 14,776	\$ 18,783	\$ 16,616	\$ 14,776

Debt Issuance Costs

In accordance with ASC 835, *Interest*, debt issuance costs related to mortgages, unsecured term loans and senior unsecured notes are reported as a direct deduction from the carrying amount of the related liability, consistent with debt discounts, in the Consolidated Balance Sheets. Debt issuance costs associated with the unsecured revolving credit

facility are reported as an asset in the Consolidated Balance Sheets.

Debt issuance costs incurred in connection with the Company's unsecured revolving credit facility, mortgages, unsecured term loans and senior unsecured notes have been deferred and are being amortized over the term of the respective loan commitment using the straight-line method, which approximates the effective interest method.

Offering Costs

In connection with equity offerings, the Company incurs and capitalizes certain direct, incremental legal, professional, accounting and other third-party costs. Such costs are offset against the gross proceeds of each equity offering, and recorded as a component of Additional paid-in capital in the Consolidated Balance Sheets upon the consummation of the offering. See Note 14 12 for further discussion of net proceeds associated with equity offerings.

70 74

Forward Sale Agreements

The Company occasionally sells shares of common stock through forward sale agreements to enable locking in the Company to set the gross price of such shares upon pricing the offering (subject to certain adjustments) while delaying the issuance of such shares and the receipt of the net proceeds by the Company, proceeds. To account for the forward sale agreements, the Company considers the accounting guidance governing financial instruments and derivatives. To date, the Company has concluded that its forward sale agreements are not liabilities as they do not embody obligations to repurchase its shares nor do they embody obligations to issue a variable number of shares for which the monetary value is predominantly fixed, varying with something other than the fair value of the shares, or varying inversely in relation to its shares. The Company then evaluates whether the agreements meet the derivatives and hedging guidance scope exception to be accounted for as equity instruments. The Company has concluded that the agreements are classifiable as equity contracts based on the following assessments: (i) none of the agreements' exercise contingencies are based on observable markets or indices besides those related to the market for the Company's own stock price and operations; and (ii) none of the settlement provisions preclude the agreements from being indexed to its own stock. The Company also considers the potential dilution resulting from the forward sale agreements on the earnings per share calculations. The Company uses the treasury stock method to determine the dilution resulting from the forward sale agreements during the period of time prior to settlement.

Earnout Liability

The Company's earnout liability was payable in four tranches, in a combination of cash, common shares, and OP Units, in the same proportion as the initial consideration paid in the Company's internalization (see Note 4). During the year ended December 31, 2021, the portion of the earnout to be paid in cash was classified as a liability in the Consolidated Balance Sheets. The fair value of the earnout liability was remeasured each reporting period, with changes recorded as Change in fair value of earnout liability in the Consolidated Statements of Income and Comprehensive Income.

The Company achieved all four milestones applicable to the earnout thereby triggering the payout of all earnout tranches during the year ended December 31, 2021, and therefore no remaining earnout liability existed on, or after, December 31, 2021.

Non-controlling Interests

Non-controlling interests represents represent the membership interests portions of equity in consolidated subsidiaries that are held in the OP of 4.5%, 5.2%, and 6.0% at December 31, 2023, 2022, and 2021, respectively, by third parties, which are accounted for as a separate component of equity.

The Company adjusts the carrying value of non-controlling interests to reflect their share of the book value of the OP, each not wholly-owned subsidiary. Such adjustments are recorded to Additional paid-in capital as a reallocation of Non-controlling interests in the Consolidated Statements of Equity.

Derivative Instruments

The Company uses interest rate swap agreements to manage risks related to interest rate movements. The interest rate swap agreements, designated and qualifying as cash flow hedges, are reported at fair value. ASC 815, *Derivatives and Hedging* ("ASC 815"), requires a company to present the earnings effect of the hedging instrument in the same income statement line item in which the earnings effect of the hedged item is reported. In accordance with ASC 815, the gain or loss on the qualifying hedges is initially included as a component of other comprehensive income or loss and is subsequently reclassified into earnings when interest payments (the forecasted transactions) on the related debt are incurred and as the swap net settlements occur.

When an existing cash flow hedge is terminated, the Company determines the accounting treatment for the accumulated gain or loss recognized in Accumulated other comprehensive income based on the probability of the hedged forecasted transaction occurring within the period the cash flow hedge was anticipated to affect earnings. If the Company determines that the hedged forecasted transaction is probable of occurring during the original period, the accumulated gain or loss is reclassified into earnings over the remaining life of the cash flow hedge using a straight-line method. If the Company determines that the hedged forecasted transaction is not probable of occurring during the original period, the entire amount of accumulated gain or loss is reclassified into earnings at such time.

The Company documents its risk management strategy and hedge effectiveness at the inception of, and during the term of, each hedge. The Company's interest rate risk management strategy is intended to stabilize cash flow requirements by maintaining interest rate swap agreements to convert certain variable-rate debt to a fixed rate.

71 75

Property Loss and Insurance Recoveries

Property losses, whether full or partial, are accounted for using a combination of impairment, insurance, and revenue recognition guidance prescribed by GAAP. Upon incurring a loss event, the Company evaluates for asset impairment under ASC 350, *Intangibles – Goodwill and Other*, and ASC 360, *Property, Plant, and Equipment*. Under the terms of the Company's lease agreements with tenants, a majority of which are net leases (whereby the tenants are responsible for insurance, taxes, and maintenance, among other property costs), the tenants are responsible for repairs and maintenance to the properties. The terms of the leases generally also require the tenants to continue making their monthly rental payments despite the property loss. To the extent that the assets are recoverable, determined utilizing undiscounted cash flows expected to result from the use of the asset or asset group and its eventual disposition, the Company accounts for a full or partial property loss as an acceleration of depreciation and evaluates whether all or a portion of the property loss can be offset by the recognition of insurance recoveries.

Under the terms of the lease agreements with tenants, in the case of full or partial loss to a property, the tenant has an obligation to restore/rebuild the premises as nearly as possible to its value, condition and character immediately prior to such event. To mitigate the risk of loss, the Company requires tenants to maintain general liability insurance policies on the replacement value of the properties. Based on these considerations, the Company follows the guidance in ASC 610-30, *Other Income – Gains and Losses on Involuntary Conversions* ("ASC 610-30"), for the conversion of nonmonetary assets (i.e., the properties) to monetary assets (i.e., insurance recoveries or tenant recoveries). Under ASC 610-30, once probable of receipt, the Company recognizes an insurance/tenant recovery receivable in Tenant and other receivables, net, in the Consolidated Balance Sheets, with a corresponding offset to the accelerated depreciation recognized in the Consolidated Statements of Income and Comprehensive Income. If the insurance/tenant recovery is less than the amount of accelerated depreciation recognized, the Company will recognize a net loss in the Consolidated Statements of Income and Comprehensive Income. If the insurance/tenant recovery is greater than the amount of accelerated depreciation recognized, the Company will only recognize a recovery up to the amount of the accelerated depreciation, and will account for the excess as a gain contingency in accordance with ASC 450-30, *Gain Contingencies*. Gain contingencies are recognized when earned and realized, which typically will occur at the time of final settlement or when non-refundable cash advances are received.

Segment Reporting

The Company currently operates in a single reportable segment, which includes the acquisition, leasing, and ownership of net leased properties. The Company's chief operating decision maker ("CODM") is the Company's senior leadership team, which includes, the Chief Executive Officer, President and Chief Operating Officer, Chief Financial Officer and Treasurer, and the Company's Senior Vice Presidents. The CODM assesses, measures, and reviews the operating and financial results at the consolidated level for the entire portfolio based on consolidated revenues, expenses, and therefore, each property or property type is not considered an individual operating segment net income as reported on the Consolidated Statements of Income and Comprehensive Income. The Company does not evaluate the results of operations based on geography, size, or property type.

Fair Value Measurements

ASC 820, *Fair Value Measurement* ("ASC 820"), defines fair value as the price that would be received for an asset or paid to transfer a liability (an exit price) in the principal or most advantageous market for the asset or liability in an orderly transaction between market participants on the measurement date. ASC 820 also establishes a three-tier fair value hierarchy, which prioritizes the inputs used in measuring fair value.

The standard describes three levels of inputs that may be used to measure fair value:

Level 1 – Quoted prices that are available in active markets for identical assets or liabilities. The types of financial instruments included in Level 1 are marketable, available-for-sale equity securities that are traded in an active exchange market.

Level 2 – Pricing inputs other than quoted prices in active markets, such as quoted prices for similar assets or liabilities; quoted prices in markets that are not active; or other inputs that are observable or can be corroborated by observable market data for substantially the full term of the assets or liabilities. Instruments included in this category are derivative contracts whose value is determined using a pricing model with inputs (such as yield curves and credit spreads) that are observable in the market or can be derived principally from or corroborated by observable market data.

Level 3 – Unobservable inputs that are supported by little or no market activity and that are significant to the fair value of the assets or liabilities. Level 3 includes assets and liabilities whose values are determined using pricing models, discounted cash flow methodologies, or similar techniques, as well as instruments for which the determination of fair value requires significant management judgment or estimation.

The Company has estimated that the carrying amount reported in the Consolidated Balance Sheets for Cash and cash equivalents, Prepaid expenses and other assets, Tenant and other receivables, net, Accrued interest payable, Accounts payable and other liabilities, and Dividends payable approximates their fair values due to their short-term nature.

Recurring Fair Value Measurements

Interest Rate Swap Assets and Liabilities – The Company measures and records its interest rate swap instruments (see Note 11) and earnout liability 9) at fair value, and discloses the fair value of its long-term debt, on a recurring basis.

72 76

Interest rate swaps are derivative instruments that have no quoted readily available Level 1 inputs, and therefore are measured at fair value using inputs that are directly observable in active markets and are classified within Level 2 of the valuation hierarchy, using an income approach. Specifically, the fair value of the interest rate swaps is determined using a discounted cash flow analysis on the expected future cash flows of each instrument. This analysis utilizes observable market data including yield curves and implied volatilities to determine the market's expectation of the future cash flows of the variable component. The fixed and variable components of the interest rate swaps are then discounted using calculated discount factors developed based on the overnight indexed swap ("OIS") curve and are aggregated to arrive at a single valuation for the period. The Company also incorporates credit valuation adjustments to appropriately reflect both its own nonperformance risk and the respective counterparty's nonperformance risk in the fair value measurements. Although the Company has determined that the majority of the inputs used to value its interest rate swaps fall within Level 2 of the fair value hierarchy, the credit valuation adjustments associated with its interest rate swaps utilize Level 3 inputs, such as estimates of current credit spreads to evaluate the likelihood of default by itself and its counterparties. At **December 31, 2023**, **December 31, 2024** and **2022, 2023**, the Company has assessed the significance of the impact of the credit valuation adjustments on the overall valuation of its derivative positions and has determined that the credit valuation adjustments are not significant to the overall valuation. As a result, the Company has determined that its interest rate swap valuations in their entirety are appropriately classified within Level 2 of the fair value hierarchy.

Earnout Liability – In connection with the Company's internalization, the Company recognized an earnout liability that was due and payable to the former owners of the Company's former asset manager if certain milestones were achieved during specified periods of time following the closing (the "Earnout Periods"). Under the terms of the agreement, the milestones related to either (a) the 40-day dollar volume-weighted average price of a share of the Company's common stock ("VWAP per REIT Share"), following the completion of an IPO of the Company's common stock, or (b) the Company's AFFO per share, prior to the completion of an IPO.

The Company utilized third-party valuation experts to assist in estimating the fair value of the earnout liability, and developed estimates by considering weighted-average probabilities of likely outcomes, and using a Monte Carlo simulation and discounted cash flow analysis. The change in fair value of the earnout liability recognized during the year ended December 31, 2021 related to the Company achieving all four VWAP milestones thereby triggering the payout of all earnout tranches during the year ended December 31, 2021.

The following table presents a reconciliation of the change in the earnout liability:

(in thousands)		For the Year Ended December 31, 2021
Beginning balance	\$	7,509
Change in fair value subsequent to internalization		5,539
Payout of tranches earned		(13,048)
Ending balance	\$	—

The balances of financial instruments measured at fair value on a recurring basis are as follows (see Note **11** 9):

(in thousands)		December 31, 2024			
		Total	Level 1	Level 2	Level 3
Interest rate swap, assets	\$	46,220	—	46,220	—

(in thousands)		December 31, 2023			
		Total	Level 1	Level 2	Level 3
Interest rate swap, assets	\$	46,096	—	46,096	—

(in thousands)		December 31, 2022			
		Total	Level 1	Level 2	Level 3
Interest rate swap, assets	\$	63,390	—	63,390	—

Long-term Debt – The fair value of the Company's debt was estimated using Level 1, Level 2, and Level 3 inputs based on recent secondary market trades of the Company's 2031 Senior Unsecured Public Notes (see Note **9** 7), recent comparable financing transactions, recent market risk premiums for loans of comparable quality, applicable London Interbank Offered Rate ("LIBOR"), Secured Overnight Financing Rate ("SOFR"), Canadian Dollar Offered Rate ("CDOR"), Canadian Overnight Repo Rate Average ("CORRA"), U.S. Treasury obligation interest rates, and discounted estimated future cash payments to be made on such debt. The discount rates estimated reflect the Company's judgment as to the approximate current lending rates for loans or groups of loans with similar maturities and assumes that the debt is outstanding through maturity. Market information, as available, or present value techniques were utilized to estimate the amounts required to be disclosed. Since such amounts are estimates that are based on limited available market information for similar transactions and do not acknowledge transfer or other repayment restrictions that may exist on specific loans, it is unlikely that the estimated fair value of any such debt could be realized by immediate settlement of the obligation.

The following table summarizes the carrying amount reported in the Consolidated Balance Sheets and the Company's estimate of the fair value of the unsecured revolving credit facility, mortgages, unsecured term loans, and senior unsecured notes which **reflects includes** the fair value of interest rate swaps:

(in thousands)	December 31,	
	2023	2022
Carrying amount	\$ 1,919,607	\$ 2,034,076
Fair value	1,761,177	1,841,381

73

(in thousands)	December 31,	
	2024	2023
Carrying amount	\$ 1,919,927	\$ 1,919,607
Fair value	1,794,821	1,761,177

Non-recurring Fair Value Measurements

The Company's non-recurring fair value measurements at **December 31, 2023** **December 31, 2024** and **2022, 2023**, consisted of the fair value of impaired real estate assets that were determined using Level 3 inputs.

Income Taxes

The Company has made an election to be taxed as a REIT under Sections 856 through 860 of the Code, commencing with its taxable year ended December 31, 2008. The Company believes it is organized and operates in such a manner as to qualify for treatment as a REIT, and intends to operate in the foreseeable future in such a manner so that it will remain qualified as a REIT for U.S. federal income tax purposes. Accordingly, the Company is not subject to U.S. federal corporate income tax to the extent its dividends paid deduction exceeds its taxable income, as defined in the Code. Accordingly, no provision has been made for U.S. federal income taxes in the accompanying Consolidated Financial Statements. The Company has a wholly-owned subsidiary that elected to be treated as a taxable REIT subsidiary ("TRS") and is subject to U.S. federal, state and local income taxes at regular corporate tax rates when due.

The Company is subject to state and local income or franchise taxes and foreign taxes in certain jurisdictions in which some of its properties are located and records these within Income taxes in the accompanying Consolidated Statements of Income and Comprehensive Income when due.

77

The Company is required to file income tax returns with federal, state, and Canadian taxing authorities. At **December 31, 2023** **December 31, 2024**, the Company's U.S. federal and state income tax returns remain subject to examination by the respective taxing authorities for the **2020 2021** through **2022 2023** tax years.

The Company recognizes and measures uncertain tax positions using a two-step approach. The first step is to evaluate the tax position for recognition by determining if the weight of available evidence indicates it is more-likely-than-not that the position will be sustained upon examination, including resolution of related appeals or litigation processes, if any. In making this assessment, the Company must assume that the taxing authority will examine the income tax position and have full knowledge of all relevant information. The second step is to measure the tax benefit as the largest amount that is more than 50% likely of being realized upon ultimate settlement. The Company considers many factors when evaluating and estimating tax positions and tax benefits, which may require periodic adjustments and which may or may not accurately forecast actual outcomes.

The Company has determined that it has no uncertain tax positions as of **December 31, 2023** **December 31, 2024** and **2022, 2023**.

Interest and penalties related to income taxes are charged to tax expense during the year in which they are incurred.

Taxes Collected From Tenants and Remitted to Governmental Authorities

A majority of the Company's properties are leased on a net basis, which provides that the tenants are responsible for the payment of property operating expenses, including, but not limited to, property taxes, maintenance, insurance, repairs, and capital costs, during the lease term. The Company records such expenses on a net basis.

In other situations, the Company may collect property taxes from its tenants and remit those taxes to governmental authorities. Taxes collected from tenants and remitted to governmental authorities are presented on a gross basis, where amounts billed to tenants are included in Lease revenues, net and the corresponding expense is included in Property and operating expense in the accompanying Consolidated Statements of Income and Comprehensive Income.

Right-of-Use Assets and Lease Liabilities

The Company is a lessee under non-cancelable operating leases associated with its corporate headquarters and other office spaces as well as with leases of land ("ground leases"). The Company records right-of-use assets and lease liabilities associated with these leases. The lease liability is equal to the net present value of the future payments to be made under the lease, discounted using estimates based on observable market factors. The right-of-use asset is generally equal to the lease liability plus initial direct costs associated with the leases. The Company includes in the recognition of the right-of-use asset and lease liability those renewal periods that are reasonably certain to be exercised, based on the facts and circumstances that exist at lease inception. Amounts associated with percentage rent provisions are considered variable lease costs and are not included in the initial measurement of the right-of-use asset or lease liability. The Company has made an accounting policy election, applicable to all asset types, not to separate lease from nonlease components when allocating contract consideration related to operating leases.

Right-of-use assets and lease liabilities associated with operating leases were included in the accompanying Consolidated Balance Sheets as follows:

(in thousands)	Financial Statement Presentation	December 31,		Financial Statement Presentation	December 31,	
		2023	2022		2024	2023
Right-of-use assets	Prepaid expenses and other assets	\$ 8,476	\$ 3,200			
Right-of-use assets	Prepaid expenses and other assets	\$ 10,239	\$ 8,476			
Lease liabilities	Accounts payable and other liabilities	8,256	2,772	Accounts payable and other liabilities	10,186	8,256

74

The Company's right-of-use assets and lease liabilities primarily consist of a ten year lease for the Company's corporate office space, that was executed which expires in October 2022 and commenced on October 1, 2023, 2033. The lease contains two five-year extension options, exercisable at the Company's discretion, that are not reasonably certain to be exercised, and are therefore excluded from our calculation of the lease liability.

Rental Expense

Rental expense associated with operating leases is recorded on a straight-line basis over the term of each lease, for leases that have fixed and measurable rent escalations. The difference between rental expense incurred on a straight-line basis and the cash rental payments due under the provisions of the lease is recorded as part of the right-of-use asset in the accompanying December 31, 2023 December 31, 2024 and 2022 2023 Consolidated Balance Sheets. Amounts associated with percentage rent provisions based on the achievement of sales targets are recognized as variable rental expense when achievement of the sales targets are considered probable.

Rental expense, which primarily consists of office space, is included in both General and administrative and Property and operating expense line items in the accompanying Consolidated Statements of Income and Comprehensive Income as follows:

(in thousands)	For the Year Ended December 31,			For the Year Ended December 31,		
	2023	2022	2021	2024	2023	2022
Rental expense	\$ 1,189	\$ 964	\$ 834	\$ 1,211	\$ 1,189	\$ 964

78

Stock-Based Compensation

The Company has issued restricted stock awards ("RSAs") and performance-based restricted stock units ("PRSUs") under its 2020 Omnibus Equity and Incentive Plan (the "Equity Incentive Plan"). The Company accounts for stock-based incentives in accordance with ASC 718, *Compensation – Stock Compensation*, which requires that such compensation be recognized in the financial statements based on the award's estimated grant date fair value. The value of such awards is recognized as compensation expense in General and administrative expenses in the Consolidated Statements of Income and Comprehensive Income over the appropriate vesting period on a straight-line basis or at the cumulative amount vested at each balance sheet date, if greater. The Company records forfeitures during the period in which they occur by reversing all previously recorded stock compensation expense associated with the forfeited shares. Dividends declared on RSAs issued under the Equity Incentive Plan are recorded as Cumulative distributions in excess of retained earnings in the Consolidated Balance Sheets. Accumulated dividends related to forfeited RSAs are reversed through compensation expense in the period the forfeiture occurs. Dividends accrued on the PRSUs are recorded as Cumulative distributions in excess of retained earnings in the Consolidated Balance Sheets. Accumulated dividends accrued related to forfeited PRSUs are reversed in the period the forfeiture occurs.

Earnings per Share

Earnings per common share has been computed pursuant to the guidance in ASC 260, *Earnings Per Share*, which requires the classification of the Company's unvested shares of restricted common stock, which contain rights to receive non-forfeitable dividends, as participating securities requiring the two-class method of computing earnings per share. The

two-class method is an earnings allocation formula that determines earnings per share for each class of common stock and participating securities according to dividends declared (or accumulated) and participation rights in undistributed earnings. In accordance with the two-class method, the Company's calculation of earnings per share excludes the income attributable to the unvested shares of restricted common stock from the numerator of the calculation and the weighted average number of such unvested shares from the denominator. Diluted earnings per share is computed by dividing net income by the weighted average shares of common stock and potentially dilutive securities in accordance with the treasury stock method and/or if converted method. See Note 16, 14.

Recently Adopted Accounting Standards

In October/November 2023, the Financial Accounting Standards Board ("FASB") issued Accounting Standards Update ("ASU") 2023-06, *Disclosure Improvements: Codification Amendments in Response to the SEC's Disclosure Update and Simplification Initiative*. ASU 2023-06 codifies disclosure requirements related to various ASUs related to the Securities and Exchange Commission's ("SEC") Disclosure Update and Simplification Initiative, which was implemented by the Company in 2018 when it became effective. There are no new or additional requirements applicable to the Company as part of ASU 2023-06, and consequently this has no impact to the Company's financial statements or disclosures.

Other Recently Issued Accounting Standards

In November 2023, the FASB issued ASU 2023-07, *Segment Reporting (Topic 280): Improvements to Reportable Segment Disclosures* ("ASU 2023-07"). The ASU requires additional disclosures regarding 2023-07 is intended to improve reportable segment disclosure by requiring disclosure of incremental segment information, such as, annual and interim disclosure of significant segment expenses that are regularly reviewed by the CODM, interim disclosure of a reportable segment's profit or loss and other items on an interim assets, and annual basis. require that a public entity with a single reportable segment provide all the disclosures required by ASU 2023-07 and all existing required segment disclosures. The amendments in ASU 2023-07 are were effective for the Company beginning January 1, 2024, and disclosures were retrospectively applied to all periods presented. The impact to the Company was primarily including disclosure around identifying the title and position of the Company's CODM. The Company has one reportable segment and the required disclosure updates have been reflected in the *Segment Reporting* section elsewhere in Note 2.

Recently Issued Accounting Standards

In November 2024, the FASB issued ASU 2024-03, *Income Statement—Reporting Comprehensive Income—Expense Disaggregation Disclosures (Subtopic 220-40)* ("ASU 2024-03"). ASU 2024-03 requires a public entity to disclose additional information about specific expense categories in the notes to financial statements on an annual and interim basis. The amendments are effective for annual periods beginning after December 15, 2026, and interim periods beginning after December 15, 2027, with early adoption permitted. The Company will have the election to apply the amendments either prospectively to financial statements issued for reporting periods after the effective date of this ASU or retrospectively to any or all prior periods presented in the financial statements. While this update will result in enhanced disclosures, the Company does not expect it will have a material impact on the Company's financial statements.

75 79

Reclassifications

The Company reclassified Debt issuance costs - unsecured revolving credit facility, net of \$6.0 million and Leasing fees, net of \$8.5 million to Prepaid expenses and other assets in the Consolidated Balance Sheets at December 31, 2022 to conform with the current period presentation. Additionally, the Company reclassified \$0.3 and \$0.4 million of Cost of debt extinguishment to Other (expenses) income in the Consolidated Statements of Income and Comprehensive Income and to Other non-cash items in the Consolidated Statements of Cash Flows for the years ended December 31, 2022, and 2021, respectively.

3. Related-Party Transactions

Prior to the Company's internalization on February 7, 2020, the former asset manager, a related party in which certain directors of the Corporation had either a direct or indirect ownership interest, and its wholly-owned subsidiary were considered to be related parties.

Earnout Consideration

In connection with the Company's internalization, the Company incurred a contingent obligation that would be payable to certain members of the Company's Board of Directors and employees who had previously been owners and/or employees of the former asset manager, upon the occurrence of certain events (see Note 4). During the year ended December 31, 2021, the Company achieved all four VWAP milestones applicable to the earnout. As a result, the Company issued 1,088,977 shares of common stock, 1,859,257 OP Units and made cash payments of \$13.0 million to these related parties (see Note 4).

Conversion of OP Units to Common Stock

During the year ended December 31, 2021, in non-cash transactions (see Note 18), the Company converted 2,049,439 OP Units held by an affiliated third party to 2,049,439 shares of common stock, respectively, at a total conversion value of \$32.8 million. There were no conversions of OP Units held by a related party during the years ended December 31, 2023, and 2022. See further discussion in Notes 12 and 14.

4. Internalization

In accordance with the Company's internalization, the Company was required to pay additional earnout consideration of up to \$75.0 million payable in four tranches of \$10.0 million, \$15.0 million, \$25.0 million, and \$25.0 million if certain milestones related to the 40-day VWAP per REIT Share were achieved. The consideration consisted of a combination of cash, shares of the Company's common stock, and OP Units, based on the same proportions paid in the base consideration.

As of December 31, 2021, the Company achieved all four VWAP milestones, thereby triggering the payout of all earnout tranches. Below is a summary of the shares of common stock and OP Units issued, and cash paid for each earnout tranche:

(in thousands, except per share amounts)

Tranche	Shares of Common Stock Issued	OP Units Issued	Cash Paid	40-Day VWAP of a REIT Share	Achievement Date
1	145	248	\$ 1,926 ^(a)	\$ 22.50	June 16, 2021
2	218	371	2,888 ^(a)	23.75	July 14, 2021
3	363	620	4,117	24.375	September 21, 2021
4	363	620	4,117	25.00	September 21, 2021

(a) Cash payments include amounts earned for dividends.

5. Acquisitions of Rental Property

The Company closed on the following acquisitions during the year ended December 31, 2023 December 31, 2024:

(in thousands, except number of properties)

Date	Property Type	Number of Properties	Real Estate Acquisition Price
March 14, 2023	Retail	1	\$ 5,221
May 16, 2023	Industrial	2	10,432
May 22, 2023	Industrial	1	17,300 ^(a)
May 25, 2023	Industrial	1	9,952
July 11, 2023	Restaurant	1	460 ^(b)
November 14, 2023	Restaurant	1	1,963 ^(c)
		7	\$ 45,328 ^(d)

(in thousands, except number of properties)

Date	Property Type	Number of Properties	Real Estate Acquisition Price
April 4, 2024	Retail	8	\$ 84,500 ^(a)
April 18, 2024	Industrial & Retail	5	65,000
May 21, 2024	Retail	1	12,590
May 30, 2024	Industrial	5	31,493
June 6, 2024	Industrial	1	9,470
June 24, 2024	Retail	2	14,000
September 3, 2024	Retail	1	10,180
September 5, 2024	Industrial	1	59,000
December 12, 2024	Retail	1	1,050 ^(b)
December 24, 2024	Industrial	1	2,750 ^(c)
		26	\$ 290,033 ^(d)

(a) In April 2024, the Company acquired \$52.0 million of real estate assets. In June 2024, the Company contributed these assets in exchange for preferred equity in a consolidated VIE (see Note 2).

(b) Acquisition of land to be developed in connection with a \$204.8 2.0 million build-to-suit transaction expected to fund in multiple draws through October 2024 (see Note 2), March 2025.

(b) (c) Acquisition of land to be developed in connection with a \$115.4 million build-to-suit transaction expected to fund in multiple draws through July 2026.

(d) Acquisition price excludes capitalized acquisition costs of \$8.3 million.

The Company closed on the following acquisitions during the year ended December 31, 2023:

(in thousands, except number of properties)

Date	Property Type	Number of Properties	Real Estate Acquisition Price
March 14, 2023	Retail	1	\$ 5,221
May 16, 2023	Industrial	2	10,432
May 22, 2023	Industrial	1	17,300 ^(e)

May 25, 2023	Industrial	1	9,952
July 11, 2023	Retail	1	460 ^(f)
November 14, 2023	Retail	1	1,963
		<u>7</u>	<u>\$ 45,328</u> ^(g)

(e) Acquisition of land developed in connection with a \$204.8 million build-to-suit transaction substantially completed in September 2024.

(f) Acquisition of land developed in connection with a \$1.7 million build-to-suit transaction completed in October 2023 (see Note 2). 2023.

(c) Acquisition price includes consideration payable of \$0.3 million.

(d) (g) Acquisition price excludes capitalized acquisition costs of \$3.1 million.

76

The Company closed on the following acquisitions during the year ended December 31, 2022:

(in thousands, except number of properties)

Date	Property Type	Number of Properties	Real Estate Acquisition Price
January 7, 2022	Retail	2	\$ 2,573
February 10, 2022	Industrial	1	21,733
February 15, 2022	Retail	1	1,341
February 28, 2022	Industrial	1	5,678
March 4, 2022	Retail	6	79,061
March 31, 2022	Restaurant	16	99,587
April 12, 2022	Retail	1	1,680
April 12, 2022	Industrial	1	7,522
April 13, 2022	Industrial	1	16,250
April 19, 2022	Retail	1	1,780
May 16, 2022	Retail	1	2,264
June 7, 2022	Retail	1	11,510
June 13, 2022	Retail	1	1,638
June 15, 2022	Retail	1	1,884
June 21, 2022	Industrial	5	78,500
June 29, 2022	Healthcare	1	12,467
June 30, 2022	Industrial	1	29,500
July 1, 2022	Retail	2	3,052
July 7, 2022	Retail	1	2,171
July 8, 2022	Industrial	11	75,000
August 25, 2022	Healthcare	1	9,219
August 26, 2022	Industrial	4	44,000
September 6, 2022	Retail	1	1,411
September 28, 2022	Industrial	4	56,250
September 29, 2022	Restaurant	3	12,823
October 12, 2022	Industrial / Office	7	235,000
October 12, 2022	Retail	1	1,743
October 17, 2022	Retail	2	6,000
October 19, 2022	Retail	1	1,743
November 2, 2022	Industrial	4	38,650
November 4, 2022	Retail	1	5,645
November 10, 2022	Industrial	1	10,758
		<u>86</u>	<u>\$ 878,433</u> ^(e)

(e) Acquisition price excludes capitalized acquisition costs of \$6.4 million.

77

The Company allocated the purchase price of these properties to the fair value of the assets acquired and liabilities assumed. The following table summarizes the purchase price allocation for completed real estate acquisitions:

(in thousands)	For the Year Ended December 31,			For the Year Ended December 31,	
	2023	2022	2021	2024	2023
Land	\$ 2,975	\$ 126,865	\$ 114,296	\$ 56,397	\$ 2,975
Land improvements	2,817	47,513	29,298	13,972	2,817
Buildings and improvements	19,913	649,195	469,113	198,173	19,913
Property under development	20,315	—	—	9,950	20,315
Acquired in-place leases (f) (h)	2,561	69,609	51,956	23,336	2,561
Acquired above-market leases (g) (i)	—	—	211	1,029	—
Acquired below-market leases (h) (i)	(166)	(279)	—	(4,504)	(166)
Right-of-use asset	—	—	663	—	—
Lease liability	—	—	(481)	—	—
Non-real estate liabilities assumed	—	(8,051)	—	—	—
	<u>\$ 48,415</u>	<u>\$ 884,852</u>	<u>\$ 665,056</u>	<u>\$ 298,353</u>	<u>\$ 48,415</u>

(f) (h) The weighted average amortization period for acquired in-place leases is 16 years, 20 10 years and 16 years for acquisitions completed during the years ended December 31, 2023, 2022, December 31, 2024 and 2021, 2023, respectively.

(g) (i) The weighted average amortization period for acquired above-market leases is 10six years for acquisitions completed during the year ended December 31, 2021 December 31, 2024. There were no above-market leases acquired during the years year ended December 31, 2023 and 2022, .

(h) (i) The weighted average amortization period for acquired below-market leases is 20nine years and 14 20 years for acquisitions completed during the years ended December 31, 2023 December 31, 2024 and 2022, 2023, respectively. There were no below-market leases acquired during the year ended December 31, 2021.

The above acquisitions were funded using a combination of available cash on hand and unsecured revolving credit facility borrowings. All real estate acquisitions closed during the years ended December 31, 2023, 2022, December 31, 2024 and 2021, 2023, qualified as asset acquisitions and as such, acquisition costs have been were capitalized.

6.80

Subsequent to December 31, 2024, the Company closed on the following acquisitions (see Note 18):

(in thousands, except number of properties)			
Date	Property Type	Number of Properties	Acquisition Price
January 28, 2025	Retail	1	\$ 9,871
February 13, 2025	Retail	1	495 (k)
		2	\$ 10,366

(k) Acquisition of land to be developed in connection with a \$1.7 million build-to-suit transaction expected to fund in multiple draws through April 2025.

4. Sale of Real Estate

The Company closed on the following sales of real estate, none of which qualified as discontinued operations:

(in thousands, except number of properties)	For the Year Ended December 31,			For the Year Ended December 31,		
	2023	2022	2021	2024	2023	2022
Number of properties disposed	14	8	31	58	14	8
Aggregate sale price	\$ 200,072	\$ 58,024	\$ 87,730	\$ 364,059	\$ 200,072	\$ 58,024
Aggregate carrying value	(140,649)	(40,485)	(70,289)	(285,736)	(140,649)	(40,485)
Additional sales expenses	(5,113)	(1,586)	(3,918)	(5,170)	(5,113)	(1,586)
Gain on sale of real estate	<u>\$ 54,310</u>	<u>\$ 15,953</u>	<u>\$ 13,523</u>	<u>\$ 73,153</u>	<u>\$ 54,310</u>	<u>\$ 15,953</u>

7.5. Investment in Rental Property and Lease Arrangements

The Company generally leases its investment rental property to established tenants in the industrial **healthcare, restaurant, and retail and office** property types. At **December 31, 2023** **December 31, 2024**, the Company had **796 765** real estate properties, **784 753** of which were leased under leases that have been classified as operating leases, nine that have been classified as direct financing leases, one that has been classified as a sales-type lease, and two that were vacant. Of the nine leases classified as direct financing leases, three include land portions which are accounted for as operating leases. The sales-type lease includes a land portion which is accounted for as an operating lease (see *Revenue Recognition* within Note 2). Most leases have initial terms of 10 to 20 years. The Company's leases generally provide for limited increases in rent as a result of fixed increases, increases in the CPI, or increases in the tenant's sales volume. Generally, tenants are also required to pay all property taxes and assessments, substantially maintain the interior and exterior of the building, and maintain property and liability insurance coverage. The leases also typically provide for one or more multiple year renewal options, at the election of the tenant, and are subject to generally the same terms and conditions as the initial lease.

Investment in Rental Property – Accounted for Using the Operating Method

Depreciation expense on investment in rental property was as follows:

(in thousands)	For the Year Ended December 31,			For the Year Ended December 31,		
	2023	2022	2021	2024	2023	2022
Depreciation	\$ 123,859	\$ 114,583	\$ 99,143	\$ 123,684	\$ 123,859	\$ 114,583

Estimated lease payments to be received under non-cancelable operating leases with tenants at **December 31, 2023** **December 31, 2024** are as follows:

(in thousands)			
2024	\$	394,031	
2025		406,874	\$ 398,476
2026		402,291	409,901
2027		385,379	402,803
2028		369,418	386,879
2029		375,699	
Thereafter		2,982,604	2,888,790
	\$	4,940,597	\$ 4,862,548

Since lease renewal periods are exercisable at the option of the tenant, the above amounts only include future lease payments due during the initial lease terms. Such amounts exclude any potential variable rent increases that are based on changes in the CPI or future variable rents which may be received under the leases based on a percentage of the tenant's gross sales. Additionally, certain of our leases provide tenants with the option to terminate their leases in exchange for termination penalties, or that are contingent upon the occurrence of a future event. Future lease payments within the table above have not been adjusted for these termination rights.

81

Investment in Rental Property – Direct Financing Leases

The Company's net investment in direct financing leases was comprised of the following:

(in thousands)	December 31,		December 31,	
	2023	2022	2024	2023
Undiscounted estimated lease payments to be received	\$ 35,155	\$ 38,268	\$ 31,983	\$ 35,155
Estimated unguaranteed residual values	14,547	14,547	14,547	14,547
Unearned revenue	(22,944)	(25,645)	(20,277)	(22,944)
Reserve for credit losses	(115)	(125)	(99)	(115)
Net investment in direct financing leases	\$ 26,643	\$ 27,045	\$ 26,154	\$ 26,643

Undiscounted estimated lease payments to be received under non-cancelable direct financing leases with tenants at **December 31, 2023** **December 31, 2024** are as follows:

(in thousands)			
2024	\$	3,171	
2025		3,285	\$ 3,285

2026	3,357	3,357
2027	3,426	3,426
2028	3,496	3,496
2029	3,561	
Thereafter	18,420	14,858
	<u>\$ 35,155</u>	<u>\$ 31,983</u>

The above rental receipts do not include future lease payments for renewal periods, potential variable CPI rent increases, or variable percentage rent payments that may become due in future periods.

79

The following table summarizes amounts reported as Lease revenues, net in the Consolidated Statements of Income and Comprehensive Income:

(in thousands)	For the Year Ended December 31,		
	2023	2022	2021
Contractual rental amounts billed for operating leases	\$ 388,073	\$ 359,317	\$ 308,624
Adjustment to recognize contractual operating lease billings on a straight-line basis	27,154	22,353	19,847
Net write-offs of accrued rental income	(4,266)	(1,326)	(442)
Variable rental amounts earned	2,277	1,507	768
Earned income from direct financing leases	2,752	2,856	2,909
Interest income from sales-type leases	58	58	58
Operating expenses billed to tenants	20,363	19,779	17,462
Other income from real estate transactions ^(a)	7,414	3,069	33,549
Adjustment to revenue recognized for uncollectible rental amounts billed, net	(937)	(100)	101
Total lease revenues, net	<u>\$ 442,888</u>	<u>\$ 407,513</u>	<u>\$ 382,876</u>

(in thousands)	For the Year Ended December 31,		
	2024	2023	2022
Contractual rental amounts billed for operating leases	\$ 388,074	\$ 388,073	\$ 359,317
Adjustment to recognize contractual operating lease billings on a straight-line basis	22,163	27,154	22,353
Net write-offs of accrued rental income	(2,556)	(4,266)	(1,326)
Variable rental amounts earned	2,999	2,277	1,507
Earned income from direct financing leases	2,748	2,752	2,856
Interest income from sales-type leases	58	58	58
Operating expenses billed to tenants	20,693	20,363	19,779
Other income from real estate transactions ^(a)	2,039	7,414	3,069
Adjustment to revenue recognized for uncollectible rental amounts billed, net	(4,418)	(937)	(100)
Total lease revenues, net	<u>\$ 431,800</u>	<u>\$ 442,888</u>	<u>\$ 407,513</u>

(a) Other income from real estate transactions includes Includes \$1.2 million, \$7.5 million \$2.5 million, and \$33.5 2.5 million of lease termination fee income for the years ended December 31, 2023 December 31, 2024, 2022, 2023, and 2021 2022, respectively.

8. 82

6. Intangible Assets and Liabilities, and Leasing Fees

The following is a summary of intangible assets and liabilities, and leasing fees, and related accumulated amortization:

December 31,	December 31,
--------------	--------------

(in thousands)

Lease intangibles:

	2023	2022	2024	2023
Acquired above-market leases	\$ 44,711	\$ 45,740	\$ 39,786	\$ 44,711
Less accumulated amortization	(20,312)	(18,436)	(18,599)	(20,312)
Acquired above-market leases, net	24,399	27,304	21,187	24,399
Acquired in-place leases	416,206	436,401	406,146	416,206
Less accumulated amortization	(152,379)	(134,120)	(159,695)	(152,379)
Acquired in-place leases, net	263,827	302,281	246,451	263,827
Total intangible lease assets, net	\$ 288,226	\$ 329,585	\$ 267,638	\$ 288,226
Acquired below-market leases	\$ 98,535	\$ 105,059	\$ 94,513	\$ 98,535
Less accumulated amortization	(45,004)	(42,204)	(45,782)	(45,004)
Intangible lease liabilities, net	\$ 53,531	\$ 62,855	\$ 48,731	\$ 53,531
Leasing fees	\$ 18,117	\$ 14,430	\$ 21,781	\$ 18,117
Less accumulated amortization	(6,426)	(5,924)	(6,495)	(6,426)
Leasing fees, net	\$ 11,691	\$ 8,506	\$ 15,286	\$ 11,691

Amortization of intangible lease assets and liabilities, and leasing fees was as follows:

(in thousands)	Intangible	Financial Statement Presentation	For the Year Ended December 31,			Financial Statement Presentation	For the Year Ended December 31,		
			2023	2022	2021		2024	2023	2022
	Acquired in-place leases and leasing fees	Depreciation and amortization	\$ 34,487	\$ 40,090	\$ 32,857	Depreciation and amortization	\$ 32,161	\$ 34,487	\$ 40,090
	Above-market and below-market leases	Lease revenues, net	5,859	4,822	3,264	Lease revenues, net	4,419	5,859	4,822

For the years ended **December 31, 2023**, **December 31, 2024**, **2022** and **2021**, amortization of all intangible assets and liabilities includes \$0.9 million, \$0.9 million, and \$3.8 million, respectively, of accelerated amortization resulting from early lease terminations.

Estimated future amortization of intangible assets and liabilities, and leasing fees at **December 31, 2023** and **December 31, 2024** is as follows:

(in thousands)			
2024	\$	26,502	
2025		25,458	\$ 26,497
2026		24,296	25,481
2027		22,574	23,618
2028		20,695	21,348
2029		19,744	
Thereafter		126,861	117,505
	\$	246,386	\$ 234,193

80

9.7. Unsecured Credit Agreements

Unsecured Revolving Credit Agreements

Unsecured Revolving Credit Facility

On September 4, 2020, the Company entered into a \$900.0 million unsecured revolving credit facility (the "Revolving Credit Facility"), with JPMorgan Chase Bank, N.A., as administrative agent. The Company closed the Revolving Credit Facility on September 21, 2020. The Revolving Credit Facility includes an accordion feature to increase the aggregate facility size from \$900.0 million to \$2.0 billion, subject to the willingness of existing or new lenders to fund such increase and other customary conditions. The Company has the option to extend the term of the Revolving Credit Facility twice for six months per extension, subject to certain conditions, including payment of an extension fee equal to 0.0625% of the revolving commitments. On January 28, 2022, the Company amended and restated the Revolving Credit Facility to increase the available borrowings to \$1.0 billion and extend the maturity date to March 31, 2026. In addition to United States Dollars ("USD"), borrowings under the Revolving Credit Facility can be made in Pound Sterling, Euros or Canadian Dollars ("CAD") up to an aggregate amount of \$500.0 million. **Prior to the amendment, borrowings under the Revolving Credit Facility were subject to interest at variable rates based on LIBOR plus a margin based on the Company's current credit rating ranging between 0.825% to 1.550% per annum.** Borrowings under the amended Revolving Credit Facility are subject to interest only payments at variable rates equal to the applicable reference rate plus a margin based on the Company's credit rating, ranging between 0.725%

and 1.400%. All other terms and conditions of the Revolving Credit Facility remained materially the same as those in effect prior to this amendment. The amended Revolving Credit Facility is subject to a facility fee on the amount of the revolving commitments, based on the Company's credit rating, ranging between 0.125% and 0.300%. The applicable facility fee is 0.200% per annum.

83

Unsecured Term Loan Agreements

2022 Unsecured Term Loan

On February 7, 2020, the Company entered into a \$60.0 million term loan (the "2022 Unsecured Term Loan") with JP Morgan Chase, N.A. as administrative agent. The 2022 Unsecured Term Loan was fully funded at closing and used to repay a portion of the debt assumed by the Company as part of the Company's internalization. Borrowings under the 2022 Unsecured Term Loan were subject to interest only payments at variable rates equal to LIBOR plus a margin based upon the Company's credit rating, ranging between 0.85% and 1.65% per annum. The 2022 Unsecured Term Loan was paid in full in February 2022 with borrowings from the Revolving Credit Facility.

2024 Unsecured Term Loan

Borrowings under the 2024 unsecured term loan of \$190.0 million bore interest at variable rates based on LIBOR plus a margin based on the Company's credit rating ranging between 0.85% and 1.65% per annum. The loan was paid in full in August 2022 with borrowings from the 2027 Unsecured Term Loan and 2029 Unsecured Term Loan (defined below).

2026 Unsecured Term Loan

On February 27, 2019, the Company entered into a \$450.0 million seven-year unsecured term loan agreement (the "2026 Unsecured Term Loan") with Capital One, National Association as administrative agent. The 2026 Unsecured Term Loan provides an accordion feature for up to a total of \$550.0 million borrowing capacity. The 2026 Unsecured Term Loan has an initial maturity date of February 27, 2026. Borrowings following the amendment, borrowings under the 2026 Unsecured Term Loan were subject to interest only payments at variable rates equal to LIBOR plus a margin between 1.45% and 2.40% per annum based on the Company's credit rating through March 12, 2021. On March 12, 2021, the Company amended the 2026 Unsecured Term Loan to reduce the margin on variable interest rate borrowings, and made a \$50.0 million paydown on the loan. The amendment reduced Borrowings under the margin on amended 2026 Unsecured Term Loan are subject to interest only payments at variable interest rate borrowings rates equal to LIBOR plus a range margin between 0.85% and 1.65% per annum based on the Company's credit rating. All other terms and conditions of the 2026 Unsecured Term Loan remained materially the same as those in effect prior to this amendment. Effective July 1, 2023, the Company further amended the 2026 Unsecured Term Loan to transition to SOFR upon the cessation of LIBOR. Interest on borrowings bear interest at one-month adjusted SOFR plus a margin between 0.85% and 1.65% per annum based on the Company's credit rating. The 2026 Unsecured Term Loan is subject to a fee of 0.25% per annum on the amount of the commitment, reduced by the amount of term loans outstanding.

2027 and 2029 Unsecured Term Loans

On August 1, 2022, the Company entered into two unsecured term loans, including a \$200.0 million, five-year unsecured term loan (the "2027 Unsecured Term Loan"), and a \$300.0 million, seven-year unsecured term loan (the "2029 Unsecured Term Loan") both with Regions Bank as administrative agent. Borrowings on the term loans bear interest at variable rates based on adjusted SOFR, plus a margin based on the Company's credit rating, ranging between 0.80% and 1.60% per annum for the 2027 Unsecured Term Loan, and 1.15% and 2.20% per annum for the 2029 Unsecured Term Loan.

81

Senior Unsecured Notes

2027 Senior Unsecured Notes - Series A

On April 18, 2017, the Company issued \$150.0 million of unsecured, fixed-rate, interest-only guaranteed senior promissory notes (the "2027 Senior Unsecured Notes - Series A"). The 2027 Senior Unsecured Notes - Series A were issued at par, and bear interest at a rate of 4.84%.

2028 Senior Unsecured Notes - Series B and 2030 Senior Unsecured Notes - Series C

On July 2, 2018, the Company entered into a Note and Guaranty Agreement (the "NGA Agreement") with each of the purchasers of unsecured, fixed-rate, interest-only, guaranteed senior promissory notes. Under the NGA Agreement, the OP issued and sold senior promissory notes in two series, series B guaranteed senior notes (the "2028 Senior Unsecured Notes - Series B") and series C guaranteed senior notes (the "2030 Unsecured Notes - Series C"), for an aggregate principal amount of \$325.0 million. The 2028 Senior Unsecured Notes - Series B provide for an aggregate principal amount of \$225.0 million with a fixed-rate of 5.09%. The 2030 Senior Unsecured Notes - Series C provide for an aggregate principal amount of \$100.0 million with a fixed-rate of 5.19%.

2031 Senior Unsecured Public Notes

On September 15, 2021, the Company completed a public offering of \$375.0 million in aggregate principal amount of 2.60% senior unsecured notes due in 2031 (the "2031 Senior Unsecured Public Notes"), issued at 99.816% of the principal amount. The 2031 Senior Unsecured Public Notes require semi-annual interest payments through the maturity date of September 15, 2031, unless earlier redeemed. The 2031 Senior Unsecured Public Notes were issued by the OP and are fully and unconditionally guaranteed by the Company.

Covenants on Unsecured Credit Agreements

The Company is subject to various financial and operational covenants and financial reporting requirements pursuant to its unsecured credit agreements. These covenants require the Company to maintain certain financial ratios. As of **December 31, 2023** **December 31, 2024**, and for all periods presented, the Company believes it was in compliance with all of its loan covenants. Failure to comply with the covenants would result in a default which, if the Company were unable to cure or obtain a waiver from the lenders, could accelerate the repayment of the obligations. Further, in the event of default, the Company may be restricted from paying dividends to its stockholders in excess of dividends required to maintain its REIT qualification. Accordingly, an event of default could have a material effect on the Company.

84

The following table summarizes the Company's unsecured credit agreements:

(in thousands, except interest rates)	December 31,				Outstanding Balance			
	2023	2022	Interest	Maturity	December 31,		Interest	Maturity
	Outstanding Balance		Rate	Date	2024	2023	Rate	Date
Revolving Credit Facility	\$ 90,434	\$ 197,322	Applicable reference rate + 0.85% (a)	Mar. 2026 (d)				
Unsecured revolving credit facility	\$ 93,014	\$ 90,434	Applicable reference rate + 0.85% (a)	Mar. 2026 (d)				
Unsecured term loans:								
							one- month adjusted SOFR +	
2026 Unsecured Term Loan	400,000	400,000	one-month adjusted SOFR + 1.00% (b)(c)	Feb. 2026	400,000	400,000	1.00% (b)	Feb. 2026
							daily simple adjusted SOFR +	
2027 Unsecured Term Loan	200,000	200,000	one-month adjusted SOFR + 0.95% (c)	Aug. 2027	200,000	200,000	0.95% (c)	Aug. 2027
							daily simple adjusted SOFR +	
2029 Unsecured Term Loan	300,000	300,000	one-month adjusted SOFR + 1.25% (c)	Aug. 2029	300,000	300,000	1.25% (c)	Aug. 2029
Total unsecured term loans	900,000	900,000			900,000	900,000		
Unamortized debt issuance costs, net	(4,053)	(5,308)			(2,799)	(4,053)		
Total unsecured term loans, net	895,947	894,692			897,201	895,947		

Senior unsecured notes:									
2027 Senior Unsecured Notes - Series A	150,000	150,000	4.84%	Apr. 2027	150,000	150,000	4.84%	Apr. 2027	
2028 Senior Unsecured Notes - Series B	225,000	225,000	5.09%	Jul. 2028	225,000	225,000	5.09%	Jul. 2028	
2030 Senior Unsecured Notes - Series C	100,000	100,000	5.19%	Jul. 2030	100,000	100,000	5.19%	Jul. 2030	
2031 Senior Unsecured Public Notes	375,000	375,000	2.60%	Sep. 2031	375,000	375,000	2.60%	Sep. 2031	
Total senior unsecured notes	850,000	850,000			850,000	850,000			
Unamortized debt issuance costs and original issuance discount, net	(4,691)	(5,445)			(3,936)	(4,691)			
Total senior unsecured notes, net	845,309	844,555			846,064	845,309			
Total unsecured debt, net	\$ 1,831,690	\$ 1,936,569			\$ 1,836,279	\$ 1,831,690			

- (a) At December 31, 2023 December 31, 2024, a balance of \$23.5 million was subject to daily simple SOFR, and 2022, at December 31, 2023 a balance of \$15.0 million and \$123.5 million was subject to the one-month SOFR of 5.35% and 4.36%, respectively, SOFR. The remaining balances balance of \$100 100.0 million CAD borrowings were remeasured to \$69.5 million USD and \$75.4 million USD, at December 31, 2024 and \$73.8 million USD at December 31, 2023 and 2022, 2023, respectively, and were was subject to the daily simple CORRA of 3.32% at December 31, 2024 and one-month CDOR, of 5.46% at December 31, 2023.
- (b) At December 31, 2024 and 2023, one-month SOFR was 4.33% and 4.74 5.35%, respectively.
- (b) (c) At December 31, 2024, overnight SOFR was 4.49%. The applicable reference rate at December 31, 2023, was one-month SOFR, which was 5.35%. At December 31, 2022, the applicable interest rate was one-month LIBOR of 4.39% plus 1.00%.
- (c) At December 31, 2023 and 2022, one-month SOFR was 5.35% and 4.36%, respectively.
- (d) The Company's Revolving Credit Facility unsecured revolving credit facility contains two six-month extension options subject to certain conditions, including the payment of an extension fee equal to 0.0625% of the revolving commitments.

82

At December 31, 2023 December 31, 2024, the weighted average interest rate on all outstanding borrowings was 4.79% exclusive of interest rate swap agreements, was and 5.33 3.84%. At December 31, 2023, the weighted average interest rate on all outstanding borrowings, inclusive of interest rate swap agreements was 3.73%, agreements.

For the years year ended December 31, 2022, and 2021, the Company incurred debt issuance costs of \$7.0 million and \$5.0 million, respectively, associated with financing activities. The Company did not incur any debt issuance costs for the year years ended December 31, 2023, December 31, 2024 and 2023.

Debt issuance costs and original issuance discounts are amortized as a component of Interest expense in the accompanying Consolidated Statements of Income and Comprehensive Income. The following table summarizes debt issuance cost and original issuance discount amortization:

(in thousands)	For the Year Ended December 31,			For the Year Ended December 31,		
	2023	2022	2021	2024	2023	2022
Debt issuance costs and original issuance discount amortization	\$ 3,938	\$ 3,692	\$ 3,854	\$ 3,932	\$ 3,938	\$ 3,692

10.8. Mortgages

The Company's mortgages consist of the following:

(in thousands, except interest rates)	Origination	Maturity												
	Date	Date	Interest	December 31,			Origination	Maturity	Interest	December 31,				
	(Month/Year)	(Month/Year)	Rate	2023	2022		Date	Date	Rate	2024	2023			
Lender														
Wilmington Trust National Association	Apr-19	Feb-28	4.92%	\$ 44,207	\$ 45,516	(a) (b) (c) (d)	Apr. 2019	Feb. 2028	4.92%	\$ 42,838	\$ 44,207	(a) (b) (c) (d)		
Wilmington Trust National Association	Jun-18	Aug-25	4.36%	18,725	19,150	(a) (b) (c) (d)	Jun. 2018	Aug. 2025	4.36%	18,283	18,725	(a) (b) (c) (d)		
PNC Bank	Oct-16	Nov-26	3.62%	16,241	16,675	(b) (c)	Oct. 2016	Nov. 2026	3.62%	15,792	16,241	(b) (c)		
Aegon	Apr-12	Oct-23	6.38%	—	5,413	(b) (d)								
Total mortgages				79,173	86,754					76,913	79,173			
Debt issuance costs, net				(105)	(152)					(67)	(105)			
Mortgages, net				\$ 79,068	\$ 86,602					\$ 76,846	\$ 79,068			

- (a) Non-recourse debt includes the indemnification/guaranty of the Company pertaining to fraud, environmental claims, insolvency, and other matters.
- (b) Debt secured by related rental property and lease rents.
- (c) Debt secured by guaranty of the OP.
- (d) Mortgage was assumed as part of the acquisition of the related property. The debt was recorded at fair value at the time of assumption.

85

At **December 31, 2023** **December 31, 2024**, investment in rental property with a book value of \$**120.5** **117.8** million was pledged as collateral against the Company's mortgages.

Estimated future principal payments to be made under the above mortgages and the Company's unsecured credit agreements (see Note **9**) **7**) at **December 31, 2023** **December 31, 2024**, are as follows:

(in thousands)				
2024	\$	2,260		
2025		20,195	\$	20,195
2026		507,277		509,857
2027		351,596		351,596
2028		263,277		263,279
2029		300,000		
Thereafter		775,002		475,000
	\$	1,919,607	\$	1,919,927

Certain of the Company's mortgages provide for prepayment fees and can be terminated under certain events of default as defined under the related agreements. These prepayment fees are not reflected as part of the table above.

83

11.9. Interest Rate Swaps

Interest rate swaps were entered into with certain financial institutions in order to mitigate the impact of interest rate variability over the term of the related debt agreements. The interest rate swaps are considered cash flow hedges. Under these agreements, the Company receives monthly payments from the counterparties equal to the related variable interest rates multiplied by the outstanding notional amounts. In turn, the Company pays the counterparties each month an amount equal to a fixed rate multiplied by the related outstanding notional amounts. The intended net impact of these transactions is that the Company pays a fixed interest rate on its variable-rate borrowings.

In order to reduce counterparty concentration risk, the Company diversifies the institutions that serve as swap counterparties. The Company is exposed to credit risk in the event of non-performance by the counterparties of the swaps. The Company minimizes the risk exposure by limiting counterparties to only major banks who meet established credit and capital guidelines.

In **connection** **June 2024**, the Company entered into nine forward-starting interest rate swaps with various institutions for a total notional amount of \$460.0 million in order to mitigate the **issuance** **impact of interest rate variability over the term of the 2031 Senior Unsecured Public Notes** Company's current and expected debt obligations. These swap arrangements are effective during various periods between March and December 2025 and mature in September 2021 and repayment of outstanding borrowings of variable rate debt indexed to the one-month LIBOR rate (see Note 9), the Company terminated interest rate swap agreements with an aggregate termination value of \$ **2030**.

million. The Company determined that it was not probable the hedge forecasted transactions would not occur during the original periods, and therefore, the \$5.6 million of accumulated losses held in Other comprehensive income is being reclassified to interest expense on a straight-line basis over the original lives of the terminated swaps. There were no swap terminations for the years ended December 31, 2023 and 2022.

The following is a summary of the Company's outstanding interest rate swap agreements:

(in thousands, except interest rates)	(in thousands, except interest rates)							(in thousands, except interest rates)							
				December 31, 2023		December 31, 2022					December 31, 2024		December 31, 2023		
		Fixed	Variable Rate	Notional	Fair	Notional	Fair		Fixed	Variable Rate	Notional	Fair	Notional	Fair	
Counterparty	Maturity Date	Rate	Index ^(a)	Amount	Value	Amount	Value	Maturity Date	Rate	Index ^(a)	Amount	Value	Amount	Value	
Effective Swaps:															
Wells Fargo Bank, N.A.	October 2024	2.72 %	daily compounded	\$ 15,000	\$ 255	\$ 15,000	\$ 477	October 2024	2.72 %	daily compounded	\$ —	\$ —	\$ 15,000	\$ 255	
			SOFR							SOFR					
Capital One, National Association	December 2024	1.58 %	daily compounded	15,000	445	15,000	815	December 2024	1.58 %	daily compounded	—	—	15,000	445	
			SOFR							SOFR					
Bank of Montreal	January 2025	1.91 %	daily compounded	25,000	713	25,000	1,239	January 2025	1.91 %	daily compounded	25,000	2	25,000	713	
			SOFR							SOFR					
Truist Financial Corporation	April 2025	2.20 %	daily compounded	25,000	734	25,000	1,169	April 2025	2.20 %	daily compounded	25,000	137	25,000	734	
			SOFR							SOFR					
Bank of Montreal	July 2025	2.32 %	daily compounded	25,000	768	25,000	1,162	July 2025	2.32 %	daily compounded	25,000	250	25,000	768	
			SOFR							SOFR					
Truist Financial Corporation	July 2025	1.99 %	daily compounded	25,000	888	25,000	1,358	July 2025	1.99 %	daily compounded	25,000	290	25,000	888	
			SOFR							SOFR					
Truist Financial Corporation	December 2025	2.30 %	daily compounded	25,000	887	25,000	1,279	December 2025	2.30 %	daily compounded	25,000	471	25,000	887	
			SOFR							SOFR					
Bank of Montreal	January 2026	1.92 %	daily compounded	25,000	1,071	25,000	1,547	January 2026	1.92 %	daily compounded	25,000	569	25,000	1,071	
			SOFR							SOFR					
Bank of Montreal	January 2026	2.05 %	daily compounded	40,000	1,615	40,000	2,332	January 2026	2.05 %	daily compounded	40,000	860	40,000	1,615	
			SOFR							SOFR					
Capital One, National Association	January 2026	2.08 %	daily compounded	35,000	1,389	35,000	2,007	January 2026	2.08 %	daily compounded	35,000	743	35,000	1,389	
			SOFR							SOFR					
Truist Financial Corporation	January 2026	1.93 %	daily compounded	25,000	1,067	25,000	1,542	January 2026	1.93 %	daily compounded	25,000	567	25,000	1,067	
			SOFR							SOFR					
Capital One, National Association	April 2026	2.68 %	daily compounded	15,000	439	15,000	625	April 2026	2.68 %	daily compounded	15,000	280	15,000	439	
			SOFR							SOFR					

Capital One, National Association	July 2026	1.32 %	daily compounded SOFR	35,000	2,186	35,000	3,042	July 2026	1.32 %	daily compounded SOFR	35,000	1,454	35,000	2,186
Bank of Montreal	December 2026	2.33 %	daily compounded SOFR	10,000	423	10,000	584	December 2026	2.33 %	daily compounded SOFR	10,000	346	10,000	423
Bank of Montreal	December 2026	1.99 %	daily compounded SOFR	25,000	1,299	25,000	1,773	December 2026	1.99 %	daily compounded SOFR	25,000	1,030	25,000	1,299
			(b)	(b)						daily compounded	(b)	(b)		
Toronto-Dominion Bank	March 2027	2.46 %	one-month CDOR	15,087	572	14,764	765	March 2027	2.46 %	compounded CORRA	13,903	166	15,087	572
Wells Fargo Bank, N.A.	April 2027	2.72 %	daily compounded SOFR	25,000	806	25,000	1,129	April 2027	2.72 %	daily compounded SOFR	25,000	757	25,000	806
Bank of Montreal	December 2027	2.37 %	daily compounded SOFR	25,000	1,215	25,000	1,628	December 2027	2.37 %	daily compounded SOFR	25,000	1,230	25,000	1,215
Capital One, National Association	December 2027	2.37 %	daily compounded SOFR	25,000	1,197	25,000	1,605	December 2027	2.37 %	daily compounded SOFR	25,000	1,227	25,000	1,197
Wells Fargo Bank, N.A.	January 2028	2.37 %	daily compounded SOFR	75,000	3,632	75,000	4,854	January 2028	2.37 %	daily compounded SOFR	75,000	3,693	75,000	3,632
Bank of Montreal	May 2029	2.09 %	daily compounded SOFR	25,000	1,835	25,000	2,295	May 2029	2.09 %	daily compounded SOFR	25,000	2,024	25,000	1,835
Regions Bank	May 2029	2.11 %	daily compounded SOFR	25,000	1,801	25,000	2,244	May 2029	2.11 %	daily compounded SOFR	25,000	1,999	25,000	1,801
Regions Bank	June 2029	2.03 %	daily compounded SOFR	25,000	1,900	25,000	2,357	June 2029	2.03 %	daily compounded SOFR	25,000	2,085	25,000	1,900
U.S. Bank National Association	June 2029	2.03 %	daily compounded SOFR	25,000	1,908	25,000	2,377	June 2029	2.03 %	daily compounded SOFR	25,000	2,087	25,000	1,908
Regions Bank	August 2029	2.58 %	one-month SOFR	100,000	4,392	100,000	5,782	August 2029	2.58 %	one-month SOFR	100,000	5,799	100,000	4,392
Toronto-Dominion Bank	August 2029	2.58 %	one-month SOFR	45,000	2,021	45,000	2,674	August 2029	2.58 %	one-month SOFR	45,000	2,642	45,000	2,021
U.S. Bank National Association	August 2029	2.65 %	one-month SOFR	15,000	618	15,000	826	August 2029	2.65 %	one-month SOFR	15,000	835	15,000	618
U.S. Bank National Association	August 2029	2.58 %	one-month SOFR	100,000	4,427	100,000	5,861	August 2029	2.58 %	one-month SOFR	100,000	5,820	100,000	4,427
U.S. Bank National Association	August 2029	1.35 %	daily compounded SOFR	25,000	2,828	25,000	3,419	August 2029	1.35 %	daily compounded SOFR	25,000	2,894	25,000	2,828
			(b)	(b)						daily compounded	(b)	(b)		
Regions Bank	March 2032	2.69 %	one-month CDOR	15,087	677	14,764	1,092	March 2032	2.69 %	compounded CORRA	13,903	358	15,087	677

U.S. Bank National Association	(b)							(b)						
	one-month							daily compounded						
	March 2032	2.70 %	CDOR	15,087	678	14,764	1,107	March 2032	2.70 %	CORRA	13,903	354	15,087	678
Bank of Montreal	(c)							(c)						
	one-month							daily compounded						
	March 2034	2.81 %	CDOR	30,174	1,410	29,530	2,424	March 2034	2.81 %	CORRA	27,805	846	30,174	1,410
				\$ 975,435	\$ 46,096	\$ 973,822	\$ 63,390				939,514	41,815	975,435	46,096

Forward Starting Swaps: (d)							
			daily simple				
Bank of Montreal	March 2030	3.80 %	SOFR	80,000	541	—	—
JPMorgan Chase			daily simple				
Bank, N.A.	March 2030	3.79 %	SOFR	50,000	371	—	—
U.S. Bank National			daily simple				
Association	June 2030	3.73 %	SOFR	70,000	666	—	—
Truist Financial			daily simple				
Corporation	June 2030	3.73 %	SOFR	55,000	508	—	—
Manufacturers &							
Traders Trust			daily simple				
Company	September 2030	3.71 %	SOFR	50,000	512	—	—
			daily simple				
Regions Bank	September 2030	3.69 %	SOFR	15,000	159	—	—
Truist Financial			daily simple				
Corporation	September 2030	3.70 %	SOFR	15,000	159	—	—
Toronto-Dominion			daily simple				
Bank	December 2030	3.66 %	SOFR	70,000	846	—	—
			daily simple				
Regions Bank	December 2030	3.66 %	SOFR	55,000	643	—	—
				460,000	4,405	—	—
Total Swaps				\$ 1,399,514	\$ 46,220	\$ 975,435	\$ 46,096

- (a) Prior to the cessation of LIBOR CDOR on July 1, 2023 July 1, 2024, the variable rate index for daily compounded SOFR CORRA based swaps was one-month LIBOR, CDOR.
- (b) The contractual notional amount is \$20.0 million CAD.
- (c) The contractual notional amount is \$40.0 million CAD.
- (d) Forward starting swaps have effective dates that are five years prior to each respective maturity date.

At December 31, 2023, the weighted average fixed rate on all outstanding interest rate swaps was 2.28%. At December 31, 2023 December 31, 2024, the weighted average interest rate on all outstanding borrowings was 3.84%, inclusive of unsecured credit agreements was a weighted average fixed rate on effective interest rate swaps of 3.73 2.28%.

84

The total amounts recognized, and the location in the accompanying Consolidated Statements of Income and Comprehensive Income, from converting from variable rates to fixed rates under these agreements were as follows:

(in thousands)	Total Interest Expense			Total Interest Expense		
	Amount of (Loss)			Amount of Gain		
	Gain			(Loss)		
			Presented in the			Presented in the
			Consolidated			Consolidated
	Recognized in	Reclassification from	Statements	Recognized in	Reclassification from	Statements
	Accumulated Other	Accumulated	of Income and	Accumulated Other	Accumulated	of Income and
	Comprehensive	Other Comprehensive Income	Comprehensive	Comprehensive	Other Comprehensive Income	Comprehensive
	Amount of			Amount of		

For the year ended December 31,	Income	Location	Gain (Loss)	Income	Income	Location	Gain (Loss)	Income
2024	\$ 124	Interest expense	\$ 28,797	\$ 74,077				
2023	\$ (17,293)	Interest expense	\$ 25,679	\$ 80,053	(17,293)	Interest expense	25,679	80,053
2022	90,560	Interest expense	(4,453)	78,652	90,560	Interest expense	(4,453)	78,652
2021	39,353	Interest expense	(16,136)	64,146				

87

Amounts related to the interest rate swaps expected to be reclassified out of Accumulated other comprehensive income to Interest expense during the next twelve months are estimated to be a gain of \$23.6 16.1 million.

10. Non-Controlling Interests

12. Non-Controlling Interests The Company has two entities with noncontrolling interests that are consolidated: the "OP," and interests in a consolidated VIE not wholly-owned by the Company (See Note 2).

Under the Company's UPREIT structure, entities and individuals can contribute their properties assets in exchange for OP Units. There were no UPREIT transactions during the years ended December 31, 2023 December 31, 2024, 2022, 2023, and 2021, 2022. The cumulative amount of UPREIT properties contributed, less assumed debt, amounted to \$128.7 million as of December 31, 2023 December 31, 2024 and 2022. In exchange for the properties contributed and as part of the Company's internalization, 5,868,654 and 3,059,082 non-controlling OP Units were issued and outstanding, respectively, as of December 31, 2023, representing a 4.5% interest in the OP at December 31, 2023. In exchange for the properties contributed and as part of the Company's internalization, 5,939,680 and 4,265,126 non-controlling OP Units were issued and outstanding, respectively, as of December 31, 2022, representing a 5.2% interest in the OP at December 31, 2022. In exchange for the properties contributed and as part of the Company's internalization, 6,058,080 and 4,265,126 non-controlling OP Units were issued and outstanding, respectively, as of December 31, 2021, representing a 6.0% interest in the OP at December 31, 2021, 2023.

The OP Units are economically equivalent to the Corporation's common stock and, subject to certain restrictions, are convertible into the Company's common stock at the option of the respective unit holders on a one-to-one basis. The OP Units are redeemable for cash at the option of the holder, however, the Company may issue shares in lieu of cash. Therefore, the OP Units are considered to be permanent equity. Exchanges of OP Units held by non-controlling interest holders are recorded by reducing non-controlling interest on a historical cost basis with a corresponding increase in common stock and additional paid-in capital.

The following table summarizes OP Units exchanged for shares of common stock:

	For the Year Ended December 31,			For the Year Ended December 31,		
	2023	2022	2021	2024	2023	2022
(in thousands)						
OP Units exchanged for shares of common stock	1,277	118	2,935	282	1,277	118
Value of units exchanged	\$ 21,235	\$ 1,926	\$ 46,968	\$ 4,544	\$ 21,235	\$ 1,926

During the year ended December 31, 2021, the Company achieved all four VWAP milestones applicable to the earnout and issued 1,859,257 OP Units (see Note 4).

Holders of the OP Units do not have voting rights at the Corporation level.

13.11. Credit Risk Concentrations

The Company maintained bank balances that, at times, exceeded the federally insured limit during the years ended December 31, 2023 December 31, 2024, 2022, 2023, and 2021, 2022. The Company has not experienced losses relating to these deposits and management does not believe that the Company is exposed to any significant credit risk with respect to these amounts based on the financial position and capitalization of the banks holding such balances, applicable banks.

For the years ended December 31, 2023 December 31, 2024, 2022, 2023, and 2021, 2022, the Company had no individual tenants or common franchises that accounted for more than 10% of Lease revenues, net, excluding lease termination fees.

14.12. Equity

General

On September 21, 2020, the Corporation completed its IPO and issued 37,000,000 shares of Class A Common Stock inclusive of the underwriters' partial exercise of their over-allotment option on October 20, 2020.

Aside from the conversion discussed below, the terms of the Class A Common Stock were identical to the terms of the common stock. Each share of Class A Common Stock automatically converted into one share of common stock on March 20, 2021, and effective March 22, 2021, all shares of common stock were listed and freely tradeable on the NYSE under the ticker "BNL." The common stock and Class A Common Stock are collectively referred to as the Corporation's "common stock."

On June 28, 2021, the Corporation completed its first public follow-on equity offering and issued 11,500,000 shares of common stock, inclusive of the underwriters' full exercise of their over-allotment option, at \$23.00 per share. The net proceeds, after deducting underwriting discounts and commissions of \$10.6 million and \$0.4 million of other expenses, were \$253.5 million. The Company used the net proceeds to repay the Company's Revolving Credit Facility in full, and used the remaining net proceeds for general business purposes, including acquisitions.

During the year ended December 31, 2021, the Company achieved all four VWAP milestones applicable to the earnout. As a result, the Company issued 1,088,977 shares of common stock (see Note 4).

At-the-Market Program

The Company has an at-the-market common equity offering program ("ATM Program"), through which it may, from time to time, publicly offer and sell shares of common stock having an aggregate gross sales price of up to \$400.0 million through June 2024. The ATM Program provides for forward sale agreements, enabling the Company to set the price of shares upon pricing the offering, while delaying the issuance of shares and the receipt of the net proceeds. As of December 31, 2023, the Company has \$145.4 million of available capacity under the ATM Program.

The following table presents information about the Company's ATM Program activity:

(in thousands, except per share amounts)	For the Year Ended December 31,	
	2023	2022
Number of common shares issued	—	10,471
Weighted average sale price per share	\$ —	\$ 21.66
Net proceeds	\$ —	\$ 222,893
Gross proceeds	—	226,483

In August 2022, the Company completed a public offering to sell an aggregate of 13,000,000 shares of common stock at a price of \$21.35 per share, subject to certain adjustments, in connection with a forward sale agreement. On December 28, 2022, the Company settled the forward sale agreement and issued 13,000,000 shares of common stock. The net proceeds, after deducting underwriting discounts and commissions of \$3.4 million and \$0.6 million of other expenses, were \$272.6 million. The Company used the net proceeds to pay down the Revolving Credit Facility.

Common Stock

The shares of the Corporation's common stock entitle the holders to one vote per share on all matters upon which stockholders are entitled to vote, to receive dividends and other distributions as authorized by the Board of Directors in accordance with the Maryland General Corporation Law, and to all rights of a stockholder pursuant to the Maryland General Corporation Law. The common stock has no preferences or preemptive conversion or exchange rights.

Pursuant to the limited liability company agreement between the Corporation and the OP, each outstanding OP Unit is convertible into one share of the Corporation's common stock, subject to the terms and conditions set forth in the OP's operating agreement.

Preferred Stock

The Charter also provides the Board of Directors with the authority to issue one or more classes or series of preferred stock, and prior to the issuance of such shares of preferred stock, the Board of Directors shall have the power from time to time to classify or reclassify, in one or more series, any unissued shares and designate the preferences, rights and privileges of such shares of preferred stock. At **December 31, 2023** **December 31, 2024** and **2022**, **2023**, no shares of the Corporation's preferred stock were issued and outstanding.

Share At-the-Market Program ("ATM Program")

The Company enters into ATM Programs through which it may, from time to time, publicly offer and sell shares of common stock. The Company's ATM Programs also provide for forward sale agreements, enabling the Company to set the price of shares upon pricing the offering, while delaying the issuance of shares and the receipt of the net proceeds. In May 2024, the Company replaced its prior \$400.0 million ATM Program ("2021 ATM Program") with a new \$400.0 million ATM Program ("2024 ATM Program"), and the 2021 ATM Program was simultaneously terminated.

The following table presents information about the Company's ATM Programs:

(in thousands)				
Program Year	Program Size	Aggregate Gross Sales	Shares Issued	
2021 ^(a)	\$ 400,000	\$ 254,620	11,542	

2024	400,000	40,003	2,188
	88		

(a) ATM Program has been terminated and no future issuance will occur.

During the year ended December 31, 2024, the Company entered into forward sale agreements to sell an aggregate of 2,187,700 shares of common stock under the 2024 ATM Program at a weighted-average share price of \$18.29, subject to certain adjustments. The Company has the option to settle the outstanding shares of common stock anytime between August and September 2025 for net proceeds of approximately \$38.5 million. During the year ended December 31, 2024, the Company has not settled any of the outstanding shares of these forward sales agreements. There was no ATM Program activity during the year ended December 31, 2023.

The following table presents information about the Company's ATM Program issuances:

(in thousands, except per share amounts)	For the Year Ended December 31,	
	2022	
Number of common shares issued		10,471
Weighted average sale price per share	\$	21.66
Net proceeds	\$	222,893
Gross proceeds		226,483

There were no ATM Program issuances during the years ended December 31, 2024 and 2023.

Stock Repurchase Program

On March 14, 2023, the Company's Board of Directors approved The Company has a stock repurchase program (the "Repurchase Program"), which authorized authorizes the Company to repurchase up to \$150.0 million of the Company's common stock. These purchases On March 12, 2024, the Company's Board of Directors re-authorized the Repurchase Program for a 12-month period beginning on March 14, 2024. Under the Repurchase Program, repurchases of the Company's stock can be made in the open market or through private transactions from time to time over the 12-month time period, following authorization, depending on prevailing market conditions and compliance with applicable legal and regulatory requirements. The timing, manner, price, and amount of any repurchases of common stock under the Repurchase Program will be determined at the Company's discretion, using available cash resources. During the year years ended December 31, 2023, December 31, 2024 and 2023, no shares of the Company's common stock were repurchased under the program, Repurchase Program.

86

15.13. Stock-Based Compensation

Restricted Stock Awards

The Company awarded 311,583 849,365, 181,244 311,583, and 199,430 181,244 shares of RSAs, during the years ended December 31, 2023 December 31, 2024, 2022, 2023, and 2021, 2022, respectively, to officers, employees and non-employee directors under the Company's Equity Incentive Plan. The holder of RSAs is generally entitled at all times on and after the date of issuance of the restricted common shares to exercise the rights of a stockholder of the Company, including the right to vote the shares and the right to receive dividends on the shares. The RSAs vest over a one-, three-, four-, or four year five-year period from the date of the grant and are subject to the holder's continued service through the applicable vesting dates and in accordance with the terms of the individual award agreements. The weighted average value of awards granted per share during the years ended December 31, 2023 December 31, 2024, 2022, 2023, and 2021 2022 were \$17.50 14.79, \$21.43 17.50, and \$18.66 21.43, respectively, which were based on the market price per share of the Company's common stock on the grant dates.

The following table presents information about the Company's RSAs:

(in thousands)	For the year ended December 31,			For the Year Ended December 31,		
	2023	2022	2021	2024	2023	2022
Compensation cost	\$ 4,437	\$ 3,469	\$ 3,926	\$ 4,880	\$ 4,437	\$ 3,469
Dividends declared on unvested RSAs	560	419	394	1,166	560	419
Fair value of shares vested during the period	3,384	3,209	3,296	3,969	3,384	3,209

As of December 31, 2023 December 31, 2024, there was \$5.0 11.2 million of unrecognized compensation costs related to the unvested restricted shares, which is expected to be recognized over a weighted average period of 2.4 3.3 years.

The following table presents information about the Company's restricted stock activity:

	For the year ended December 31,						For the Year Ended December 31,					
	2023		2022		2021		2024		2023		2022	
											Weighted	
	Number of Shares	Weighted Average Grant Date Fair Value per Share	Number of Shares	Weighted Average Grant Date Fair Value per Share	Number of Shares	Weighted Average Grant Date Fair Value per Share	Number of Shares	Weighted Average Grant Date Fair Value per Share	Number of Shares	Weighted Average Grant Date Fair Value per Share	Number of Shares	Weighted Average Grant Date Fair Value per Share
(in thousands, except per share amounts)												
Unvested at beginning of period	396	\$ 20.36	372	\$ 19.62	341	\$ 20.50	492	\$ 18.63	396	\$ 20.36	372	\$ 19.62
Granted	312	17.50	181	21.43	202	18.70	849	14.79	312	17.50	181	21.43
Vested	(193)	20.33	(147)	19.80	(164)	20.15	(259)	18.70	(193)	20.33	(147)	19.80
Forfeited	(23)	18.79	(10)	20.24	(7)	19.40	(93)	16.63	(23)	18.79	(10)	20.24
Unvested at end of period	492	18.63	396	20.36	372	19.62	989	15.51	492	18.63	396	20.36

89

Performance-based Restricted Stock Units

During the years ended **December 31, 2023**, **December 31, 2024**, **2022**, **2023** and **2021**, **2022**, the Company issued target grants of **186,481**, **202,308**, **124,024**, **186,481**, and **132,189**, **124,024** PRSUs performance-based restricted stock units ("PRSUs") under the Company's Equity Incentive Plan to the officers of the Company, respectively. The awards are non-vested restricted stock units where the vesting percentages and the ultimate number of units vesting will be measured 50% based on the relative total shareholder return ("rTSR") of the Company's common stock as compared to the rTSR of peer companies, as identified in the grant agreements, over a three-year period, and 50% based on the rTSR of the Company's common stock as compared to the rTSR of the MSCI US REIT Index over a three year measurement period. Vesting percentages range from 0% to 200%, with a target of 100%. rTSR means the percentage appreciation in the fair market value of one share over the three year measurement period beginning on the date of grant, assuming the reinvestment of dividends on the ex-dividend date. The target number of units is based on achieving a rTSR equal to the 55th percentile of the peer companies and MSCI US REIT Index. **For PRSUs issued during the year ended December 31, 2024 that achieve a percentile rank of at least the 55th percentile, and the absolute rTSR of the Company is negative for the performance period, the awards will be reduced by 25%, not to result in a reduction less than target.** Dividends accrue during the measurement period and will be paid on the PRSUs ultimately earned at the end of the measurement period in either cash or common stock, at the **direction discretion** of the Compensation Committee of the Board of Directors. The grant date fair value of the PRSUs was measured using a Monte Carlo simulation model based on assumptions including share price volatility.

The following table presents compensation cost recognized on the Company's performance-based restricted stock **unit: units:**

	For the Year Ended December 31,		
	2023	2022	2021
(in thousands)			
Compensation cost	\$ 1,922	\$ 1,847	\$ 743

87

	For the Year Ended December 31,		
	2024	2023	2022
(in thousands)			
Compensation cost	\$ 2,475	\$ 1,922	\$ 1,847

As of **December 31, 2023**, **December 31, 2024**, there was \$3.8 million of unrecognized compensation costs related to the unvested PRSUs, which is expected to be recognized over a weighted average period of **2.0**, **1.7** years.

The following table presents information about the Company's performance-based restricted stock unit activity:

For the Year Ended December 31,			For the Year Ended December 31,		
2023	2022	2021	2024	2023	2022

	Weighted Average Grant Date Fair			Weighted Average Grant Date Fair			Weighted Average Grant Date Fair			Weighted Average Grant Date Fair			Weighted Average Grant Date Fair		
	Number of Shares	Value per Share	Number of Shares	Value per Share	Number of Shares	Value per Share	Number of Shares	Value per Share	Number of Shares	Value per Share	Number of Shares	Value per Share	Number of Shares	Value per Share	Number of Shares
(in thousands, except per share amounts)															
Unvested at beginning of period	233	\$ 26.27	110	\$ 24.40	—	\$ —	351	\$ 24.90	233	\$ 26.27	110	\$ 24.40			
Granted	186	23.78	124	27.93	132	24.40	202	15.84	186	23.78	124	27.93			
Vested	—	—	—	—	—	—	(88)	24.40	—	—	—	—			
Forfeited	(68)	26.48	(1)	27.93	(22)	24.40	(32)	23.18	(68)	26.48	(1)	27.93			
Unvested at end of period	351	24.90	233	26.27	110	24.40	433	20.90	351	24.90	233	26.27			

16.90

14. Earnings per Share

The following table summarizes the components used in the calculation of basic and diluted earnings per share ("EPS"):

	For the Year Ended December 31,			For the Year Ended December 31,		
	2023	2022	2021	2024	2023	2022
(in thousands, except per share amounts)						
Basic earnings:						
Net earnings attributable to Broadstone Net Lease, Inc. common shareholders	\$ 155,478	\$ 122,115	\$ 102,426	\$ 162,441	\$ 155,478	\$ 122,115
Less: earnings allocated to unvested restricted shares	(560)	(419)	(394)	(1,166)	(560)	(419)
Net earnings used to compute basic earnings per common share	\$ 154,918	\$ 121,696	\$ 102,032	\$ 161,275	\$ 154,918	\$ 121,696
Diluted earnings:						
Net earnings used to compute basic earnings per common share	\$ 154,918	\$ 121,696	\$ 102,032	\$ 161,275	\$ 154,918	\$ 121,696
Add: net earnings attributable to non-controlling interests	7,834	7,360	7,102			
Add: net earnings attributable to OP Unit holders	7,548	7,834	7,360			
Net earnings used to compute diluted earnings per common share	\$ 162,752	\$ 129,056	\$ 109,134	\$ 168,823	\$ 162,752	\$ 129,056
Weighted average number of common shares outstanding	187,101	170,225	153,425	188,378	187,101	170,225
Less: weighted average unvested restricted shares ^(a)	(484)	(385)	(368)	(924)	(484)	(385)
Weighted average number of common shares outstanding used in basic earnings per common share	186,617	169,840	153,057	187,454	186,617	169,840
Add: effects of restricted stock units ^(b)	291	96	172	378	291	96
Add: effects of convertible membership units ^(c)	9,407	10,265	10,741			
Add: effects of convertible OP Units ^(c)	8,787	9,407	10,265			
Weighted average number of common shares outstanding used in diluted earnings per common share	196,315	180,201	163,970	196,619	196,315	180,201
Basic and Diluted earnings per share	\$ 0.83	\$ 0.72	\$ 0.67	\$ 0.86	\$ 0.83	\$ 0.72

- (a) Represents the weighted average effects of 492,046 988,555, 896,383, 492,046, and 372,150 396,383 unvested restricted shares of common stock as of December 31, 2023, December 31, 2024, 2022, 2023, and 2021, 2022, respectively, which will be excluded from the computation of earnings per share until they vest.
- (b) Represents the weighted average effects of shares of common stock to be issued as though the end of the period were the end of the performance period (see Note 15) 13).
- (c) Represents the weighted average effects of 8,927,736 8,645,793, 10,204,806 8,927,736, and 10,323,206 10,204,806 OP Units outstanding at December 31, 2023, December 31, 2024, 2022, 2023, and 2021, 2022, respectively.

17. Income Taxes

For federal income tax purposes, distributions to stockholders are characterized as ordinary dividends, capital gain distributions, or return of capital distributions. Return of capital distributions will reduce stockholders' basis in their shares, but not below zero. The portion of the distribution that exceeds the adjusted basis of the stock will be treated as gain from the sale or exchange of property. The following table shows the character of the distributions the Company paid on a percentage basis:

Character of Distributions	For the Year Ended December 31,			For the Year Ended December 31,		
	2023	2022	2021	2024	2023	2022
Ordinary dividends	70 %	68 %	61 %	62 %	70 %	68 %
Capital gain distributions	21 %	2 %	0 %	0 %	21 %	2 %
Return of capital distributions	9 %	30 %	39 %	38 %	9 %	30 %
	100 %	100 %	100 %	100 %	100 %	100 %

18.16. Supplemental Cash Flow Disclosures

Cash paid for interest was \$77.173.7 million, \$72.077.1 million, and \$57.372.0 million for the years ended December 31, 2023, December 31, 2024, 2022, 2023, and 2021, 2022, respectively. Cash (refunded) paid for income taxes was \$(0.30.5) million, \$0.40.3 million, and \$0.60.4 million for the years ended December 31, 2023, December 31, 2024, 2022, 2023, and 2021, 2022, respectively.

The following are non-cash transactions and have been excluded from the accompanying Consolidated Statements of Cash Flows:

- During the year ended December 31, 2024, the Company converted 281,943 OP Units valued at \$4.5 million to 281,943 shares of common stock. During the year ended December 31, 2023, the Company converted 1,277,070 OP Units valued at \$21.2 million to 1,277,070 shares of common stock. During the year ended December 31, 2022, the Company converted 118,400 OP Units valued at \$1.9 million to 118,400 shares of common stock. During the year ended December 31, 2021, the Company converted 2,934,489 OP Units valued at \$47.0 million to 2,934,489 shares of common stock. (See Note 12).
- At December 31, 2023, December 31, 2024, 2022, 2023, and 2021, 2022, dividend amounts declared and accrued but not yet paid amounted to \$58.3 million, \$56.9 million, and \$54.5 million, and respectively.

91

- During the year ended December 31, 2024, the Company reclassified \$45.9184.7 million respectively, from Property under development to Buildings and improvements upon the substantial completion of a development property.
- At December 31, 2023, December 31, 2024, 2022, 2023, and 2021, 2022, the Company adjusted the carrying value of Non-controlling interests to reflect their share of the book value of the OP by \$0.50.2 million, \$6.30.5 million, and \$32.26.3 million, respectively, with the reallocation recorded as an offset to Additional paid-in capital (see Note 2).

19.17. Commitments and Contingencies

Litigation

From time to time, the Company is a party to various litigation matters incidental to the conduct of the Company's business. While the resolution of such matters cannot be predicted with certainty, based on currently available information, the Company does not believe that the final outcome of any of these matters will have a material effect on its consolidated financial position, results of operations, or liquidity.

Property and Acquisition Related

In connection with ownership and operation of real estate, the Company may potentially be liable for cost costs and damages related to environmental matters. The Company is not aware of any non-compliance, liability, claim, or other environmental condition that would have a material effect on its consolidated financial position, results of operations, or

liquidity.

As of December 31, 2023 December 31, 2024, the Company has a commitment commitments to fund a five build-to-suit transaction transactions with a remaining obligation obligations of \$111.0 227.4 million expected to fund in multiple draws through October 2024, July 2026, using a combination of available cash on hand and Revolving Credit Facility borrowings. Rent is contractually scheduled to commence at when the earlier of construction properties reach substantial completion or October 2024, and are made available for use by the tenant.

The Company is a party to two separate tax protection agreements with the contributing members of two distinct UPREIT transactions and a third tax protection agreement entered into in connection with the Company's internalization. The tax protection agreements require the Company to indemnify the beneficiaries in the event of a sale, exchange, transfer, or other disposal of the contributed property, and in the case of the tax protection agreement entered into in connection with the Company's internalization, the entire Company, in a taxable transaction that would cause such beneficiaries to recognize a gain that is protected under the agreements, subject to certain exceptions. The Company is required to allocate an amount of nonrecourse liabilities to each beneficiary that is at least equal to the minimum liability amount, as contained in the agreements. The minimum liability amount and the associated allocation of nonrecourse liabilities are calculated in accordance with applicable tax regulations, are completed at the OP level, and do are not represent GAAP accounting, probable. Therefore, there is no impact to the Consolidated Financial Statements. Based on values as of December 31, 2023 December 31, 2024, taxable sales of the applicable properties would trigger liability under the agreements of approximately \$20.4 million. Based on information available, the Company does not believe that the events resulting in damages as detailed above have occurred or are likely to occur in the foreseeable future.

89

In the normal course of business, the Company enters into various types of commitments to purchase real estate properties. These commitments are generally subject to the Company's customary due diligence process and, accordingly, a number of specific conditions must be met before the Company is obligated to purchase the properties.

20.92

18. Subsequent Events

On January 12, 2024 January 15, 2025, the Company paid distributions totaling \$56.0 57.2 million.

On February 16, 2024 February 14, 2025, the Board of Directors declared a quarterly distribution of \$0.285 0.29 per share on the Company's common stock and OP Units for the first quarter of 2024, 2025, which will be payable on or before April 15, 2024 2025 to stockholders and unit holders of record as of March 29, 2024 31, 2025.

Subsequent to December 31, 2023 December 31, 2024, the Company paid down \$18.5 38.0 million, and borrowed \$32.5 71.0 million on the Revolving Credit Facility, the proceeds of which were used to fund investments and for other general corporate purposes.

Subsequent to December 31, 2024, the Company acquired approximately \$10.4 million of rental property, inclusive of approximately \$0.5 million of land to be developed in connection with a \$1.7 million build-to-suit transaction expected to fund in multiple draws through April 2025. (see Note 3).

90 93

Broadstone Net Lease, Inc. and Subsidiaries

Schedule III – Real Estate Assets and Accumulated Depreciation

As of December 31, 2023 December 31, 2024
(in thousands)

Costs Capitalized			Life on Which Depreciation	Costs C	
Initial Costs to Company(a)	Subsequent to Acquisition	Gross Amount at Which Carried at Close of Period		Initial Costs to Company(a)	Subs to Acc

Property Type	Buildings and					Buildings and			Accumulated	Date of	Date	is Computed	Buildings and			
	Encumbrance	Land	Improvements	Land	Improvements	Land	Improvements	Total(b)	Depreciation	Construction	Acquired		Encumbrance	Land	Improvements	Land
Industrial																
Manufacturing	\$ —	\$ 131,548	\$ 647,751	\$ —	\$ 14,020	\$ 131,548	\$ 661,771	\$ 793,319	\$ 92,248	1932-2021	2011-2023	15-39	\$ —	\$ 133,842	\$ 694,209	\$ —
Distribution & Warehouse	—	89,157	573,064	4,511	19,859	93,668	592,923	686,591	76,225	1929-2021	2012-2022	15-39	—	97,035	591,582	4,511
Food Processing	—	49,322	529,669	—	51,842	49,322	581,511	630,833	51,899	1907-2022	2012-2022	15-39	—	52,983	553,324	—
Flex and R&D	44,206	53,961	138,299	—	4	53,961	138,303	192,264	24,183	1973-2018	2013-2019	15-39	42,837	59,441	189,032	—
Cold Storage	18,725	10,610	118,474	—	42	10,610	118,516	129,126	20,638	1933-2017	2017-2023	7-39	18,283	28,325	295,511	—
Services	—	58,731	74,062	—	3,680	58,731	77,742	136,473	9,504	1960-2022	2013-2023	15-39	—	71,034	95,089	—
Untenanted	—	1,048	7,545	—	1	1,048	7,546	8,594	1,492	2008	2017	15-39	—	1,888	15,940	—
Healthcare																
Clinical	—	32,857	279,802	557	10,566	33,414	290,368	323,782	62,853	1970-2022	2010-2022	7-39				
Healthcare Services	—	17,995	119,986	(145)	832	17,850	120,818	138,668	14,927	1965-2020	2009-2022	15-39				
Animal Health Services	—	15,943	111,107	—	(144)	15,943	110,963	126,906	17,634	1954-2017	2015-2021	15-39				
Surgical	—	9,942	117,006	290	135	10,232	117,141	127,373	22,823	1984-2011	2014-2021	15-39				
Life Science	—	10,306	78,056	—	1,327	10,306	79,383	89,689	17,246	1965-2016	2011-2018	15-39				
Restaurant																
Quick Service Restaurants	—	50,424	238,984	197	3,167	50,621	242,151	292,772	55,126	1965-2020	2009-2023	15-39				
Casual Dining	—	75,431	269,079	—	12	75,431	269,091	344,522	46,392	1972-2014	2011-2022	15-39				
Retail																
General Merchandise	16,241	80,669	294,923	—	156	80,669	295,079	375,748	28,352	1996-2022	2016-2022	15-39	15,793	101,614	380,797	—
Casual Dining	—	78,973	269,079	—	12	78,973	269,091	348,064	54,392	1972-2014	2011-2024	15-39				
Quick Service Restaurants	—	54,701	235,388	197	2,705	54,898	238,093	292,991	61,042	1965-2023	2009-2024	15-39				
Automotive	—	31,813	117,973	—	73	31,813	118,046	149,859	23,047	1909-2021	2014-2022	7-39	—	32,676	118,451	—
Animal Services	—	15,943	111,107	—	2,912	15,943	114,019	129,962	20,767	1954-2017	2015-2021	15-39				
Home Furnishings	—	3,625	90,644	—	981	3,625	91,625	95,250	16,820	1974-2014	2017-2018	15-39	—	3,625	90,644	—
Child Care	—	1,263	8,804	—	—	1,263	8,804	10,067	249	2022	2022-2023	15-39				
Healthcare Services	—	11,162	62,332	—	250	11,162	62,582	73,744	12,126	1965-2020	2009-2021	15-39				
Education	—	4,622	35,168	—	69	4,622	35,237	39,859	4,515	1996-2022	2017-2023	15-39				

Other												
Office												
Corporate Headquarters	—	7,554	70,395	—	2,222	7,554	72,617	80,171	13,356	1975-2008	2012-2022	15-39
Strategic Operations	—	7,864	92,282	—	9,092	7,864	101,374	109,238	21,162	1984-2012	2016-2018	7-39
Call Center	—	2,870	30,855	—	10,228	2,870	41,083	43,953	10,166	1979-1998	2014-2019	15-39
Untenanted	—	188	3,147	—	—	188	3,147	3,335	255	2001-2018	2010-2022	15-39
Clinical/Surgical	—	8,107	136,728	—	215	8,107	136,943	145,050	28,204			
Acquisitions in Process (c)	—	—	163	—	—	—	163	163	—			
Property Under Development	—	17,300	77,664	—	—	17,300	77,664	94,964	—			
Total (d)	\$ 79,172	\$ 760,421	\$ 4,089,734	\$ 5,410	\$ 128,095	\$ 765,831	\$ 4,217,829	\$ 4,983,660	\$ 626,597	\$ 76,913	\$ 774,118	\$ 4,084,658

- (a) The initial cost to the Company represents the original purchase price of the property (see Note 5 3).
- (b) The aggregate cost of real estate owned as of December 31, 2023 December 31, 2024 for U.S. federal income tax purposes was approximately \$5.1 billion.
- (c) Acquisition costs in progress represents costs incurred during the year ended December 31, 2023 December 31, 2024 related to asset acquisitions expected to close during the year ended December 31, 2025.
- (d) This schedule excludes properties subject to leases that are classified as direct financing leases, sales-type leases, as well as the value of right-of-use assets recorded on certain of the properties where the C is lessee under a ground lease.

Change in Total Real Estate Assets	For the Year Ended December 31,		
	2024	2023	2022
Balance, beginning of period	\$ 4,983,660	\$ 5,008,230	\$ 4,205,191
Acquisitions, developments, and improvements	392,793	167,089	929,972
Dispositions	(358,944)	(154,907)	(118,028)
Impairment	(31,393)	(36,752)	(8,905)
Balance, end of period	\$ 4,986,116	\$ 4,983,660	\$ 5,008,230

91 94

Change in Total Real Estate Assets	For the Year Ended December 31,		
	2023	2022	2021
Balance, beginning of period	\$ 5,008,230	\$ 4,205,191	\$ 3,704,488
Acquisitions, developments, and improvements	167,089	929,972	613,646
Dispositions	(154,907)	(118,028)	(109,761)
Impairment	(36,752)	(8,905)	(3,182)
Balance, end of period	\$ 4,983,660	\$ 5,008,230	\$ 4,205,191

Change in Accumulated Depreciation	For the Year Ended December 31,			For the Year Ended December 31,		
	2023	2022	2021	2024	2023	2022
Balance, beginning of period	\$ 533,965	\$ 430,141	\$ 349,977	\$ 626,597	\$ 533,965	\$ 430,141
Acquisitions and building improvements	122,778	115,892	100,878	122,949	122,778	115,892
Dispositions	(24,547)	(8,165)	(19,543)	(70,114)	(24,547)	(8,165)
Impairment	(5,599)	(3,903)	(1,171)	(6,954)	(5,599)	(3,903)

Balance, end of period	\$ 626,597	\$ 533,965	\$ 430,141	\$ 672,478	\$ 626,597	\$ 533,965
	92 95					

Item 9. Changes in and Disagreements with Accountants on Accounting and Financial Disclosure.

None.

Item 9A. Controls and Procedures.

Evaluation of Disclosure Controls and Procedures

We maintain disclosure controls and procedures (as defined in Rules 13a-15(e) and 15d-15(e) of the Exchange Act), that are designed to ensure that information required to be disclosed in our Exchange Act reports is recorded, processed, summarized, and reported within the time periods specified in the SEC’s rules and forms, and that such information is accumulated and communicated to our management, including our Chief Executive Officer and Chief Financial Officer, as appropriate, to allow timely decisions regarding required disclosure. For the year ended December 31, 2023 December 31, 2024, we carried out an evaluation of the effectiveness of the design and operation of our disclosure controls and procedures, under the supervision and with the participation of management, including our Chief Executive Officer and Chief Financial Officer. Based on the foregoing, our Chief Executive Officer and Chief Financial Officer concluded that our disclosure controls and procedures were effective and were operating at a reasonable assurance level.

Management’s Report on Internal Control Over Financial Reporting

Our management is responsible for establishing and maintaining adequate internal control over financial reporting, as such term is defined in Rules 13a-15(f) and 15d-15(f) under the Exchange Act. Internal control over financial reporting is a process to provide reasonable assurance regarding the reliability of our financial reporting and the preparation of financial statements for external purposes in accordance with GAAP. Because of its inherent limitations, internal control over financial reporting is not intended to provide absolute assurance that a misstatement of our financial statements would be prevented or detected.

Under the supervision and with the participation of our management, including our Chief Executive Officer and Chief Financial Officer, we conducted an evaluation of the effectiveness of our internal control over financial reporting based on the framework in Internal Control — Integrated Framework (2013) issued by the Committee of Sponsoring Organizations of the Treadway Commission. Based on this evaluation, management has concluded that our internal control over financial reporting was effective as of December 31, 2023 December 31, 2024.

The effectiveness of our internal control over financial reporting as of December 31, 2023 December 31, 2024 has been audited by Deloitte & Touche LLP, an independent registered public accounting firm, as stated in their report in this Annual Report on Form 10-K.

Changes in Internal Control Over Financial Reporting

There have been no changes in our internal control over financial reporting during the quarter ended December 31, 2023 December 31, 2024 that have materially affected, or are reasonably likely to materially affect, our internal control over financial reporting.

93 96

REPORT OF INDEPENDENT REGISTERED PUBLIC ACCOUNTING FIRM

To the stockholders and the Board of Directors of Broadstone Net Lease, Inc.

Opinion on Internal Control over Financial Reporting

We have audited the internal control over financial reporting of Broadstone Net Lease, Inc. and subsidiaries (the “Company”) as of December 31, 2023 December 31, 2024, based on criteria established inInternal Control — Integrated Framework (2013)issued by the Committee of Sponsoring Organizations of the Treadway Commission (COSO). In our opinion, the Company maintained, in all material respects, effective internal control over financial reporting as of December 31, 2023 December 31, 2024, based on criteria established inInternal Control — Integrated Framework (2013) issued by COSO.

We have also audited, in accordance with the standards of the Public Company Accounting Oversight Board (United States) (PCAOB), the consolidated financial statements as of and for the year ended **December 31, 2023** **December 31, 2024**, of the Company and our report dated **February 22, 2024** **February 20, 2025**, expressed an unqualified opinion on those financial statements.

Basis for Opinion

The Company's management is responsible for maintaining effective internal control over financial reporting and for its assessment of the effectiveness of internal control over financial reporting, included in the accompanying Management's Report on Internal Control Over Financial Reporting. Our responsibility is to express an opinion on the Company's internal control over financial reporting based on our audit. We are a public accounting firm registered with the PCAOB and are required to be independent with respect to the Company in accordance with the U.S. federal securities laws and the applicable rules and regulations of the Securities and Exchange Commission and the PCAOB.

We conducted our audit in accordance with the standards of the PCAOB. Those standards require that we plan and perform the audit to obtain reasonable assurance about whether effective internal control over financial reporting was maintained in all material respects. Our audit included obtaining an understanding of internal control over financial reporting, assessing the risk that a material weakness exists, testing and evaluating the design and operating effectiveness of internal control based on the assessed risk, and performing such other procedures as we considered necessary in the circumstances. We believe that our audit provides a reasonable basis for our opinion.

Definition and Limitations of Internal Control over Financial Reporting

A company's internal control over financial reporting is a process designed to provide reasonable assurance regarding the reliability of financial reporting and the preparation of financial statements for external purposes in accordance with generally accepted accounting principles. A company's internal control over financial reporting includes those policies and procedures that (1) pertain to the maintenance of records that, in reasonable detail, accurately and fairly reflect the transactions and dispositions of the assets of the company; (2) provide reasonable assurance that transactions are recorded as necessary to permit preparation of financial statements in accordance with generally accepted accounting principles, and that receipts and expenditures of the company are being made only in accordance with authorizations of management and directors of the company; and (3) provide reasonable assurance regarding prevention or timely detection of unauthorized acquisition, use, or disposition of the company's assets that could have a material effect on the financial statements.

Because of its inherent limitations, internal control over financial reporting may not prevent or detect misstatements. Also, projections of any evaluation of effectiveness to future periods are subject to the risk that controls may become inadequate because of changes in conditions, or that the degree of compliance with the policies or procedures may deteriorate.

/s/ Deloitte & Touche LLP

Rochester, New York

February **22, 2024**

20, 2025

94 97

Item 9B. Other Information.

During the three months ended **December 31, 2023** **December 31, 2024**, no director or officer of the Company adopted or terminated a "Rule 10b5-1 trading arrangement" or "non-Rule 10b5-1 trading arrangement," as each term is defined in Item 408(a) of Regulation S-K.

Item 9C. Disclosure Regarding Foreign Jurisdictions That Prevent Inspections.

Not applicable.

95 98

Part III.

Item 10. Directors, Executive Officers, and Corporate Governance.

The information required by this Item will be included in the definitive proxy statement and is incorporated herein by reference. The Company will file such definitive proxy statement with the SEC pursuant to Regulation 14A no later than 120 days after the end of the Company's 2023 2024 fiscal year covered by this Annual Report on Form 10-K.

Item 11. Executive Compensation.

The information required by this Item will be included in the definitive proxy statement and is incorporated herein by reference. The Company will file such definitive proxy statement with the SEC pursuant to Regulation 14A no later than 120 days after the end of the Company's 2023 2024 fiscal year covered by this Annual Report on Form 10-K.

Item 12. Security Ownership of Certain Beneficial Owners and Management.

The information required by this Item will be included in the definitive proxy statement and is incorporated herein by reference. The Company will file such definitive proxy statement with the SEC pursuant to Regulation 14A no later than 120 days after the end of the Company's 2023 2024 fiscal year covered by this Annual Report on Form 10-K.

Item 13. Certain Relationships and Related Transactions and Director Independence.

The information required by this Item will be included in the definitive proxy statement and is incorporated herein by reference. The Company will file such definitive proxy statement with the SEC pursuant to Regulation 14A no later than 120 days after the end of the Company's 2023 2024 fiscal year covered by this Annual Report on Form 10-K.

Item 14. Principal Accountant Fees and Services.

The information required by this Item will be included in the definitive proxy statement and is incorporated herein by reference. The Company will file such definitive proxy statement with the SEC pursuant to Regulation 14A no later than 120 days after the end of the Company's 2023 2024 fiscal year covered by this Annual Report on Form 10-K.

PART IV.

Item 15. Exhibits and Financial Statement Schedules.

Financial Statements

See Item 8. "Financial Statements and Supplementary Data" of this Annual Report on Form 10-K.

Financial Statement Schedules

See Item 8. "Financial Statements and Supplementary Data" of this Annual Report on Form 10-K. All other schedules are omitted because they are not applicable or because the required information is shown in the financial statements or the notes thereto.

Item 16. Form 10-K Summary.

None.

Index to Exhibits.

Exhibit No.	Description
3.1	Articles of Incorporation of Broadstone Net Lease, Inc. (filed as Exhibit 3.1 to the Company's Registration Statement on Form 10 filed April 24, 2017 and incorporated by reference)
3.2	Articles of Amendment to Articles of Incorporation of Broadstone Net Lease, Inc. (filed as Exhibit 3.1 to the Company's Current Report on Form 8-K filed September 18, 2020 and incorporated by reference)
3.3	Articles Supplementary to Articles of Incorporation of Broadstone Net Lease, Inc. (filed as Exhibit 3.2 to the Company's Current Report on Form 8-K filed September 18, 2020 and incorporated by reference)
3.4	Articles of Amendment to Articles of Incorporation of Broadstone Net Lease, Inc. (filed as Exhibit 3.3 to the Company's Current Report on Form 8-K filed September 18, 2020 and incorporated by reference)

- 3.5 [Articles of Amendment and Restatement of Broadstone Net Lease, Inc. \(filed as Exhibit 3.1 to the Corporation's Current Report on Form 8-K filed May 8, 2023 and incorporated by reference\)](#)
- 3.6 [Second Amended and Restated Bylaws of Broadstone Net Lease, Inc. \(filed as Exhibit 3.1 to the Company's Current Report on Form 8-K filed on March 25, 2020 and incorporated by reference\)](#)
- 4.1 [Description of the Company's Securities \(filed as Exhibit 4.1 to the Company's Annual Report on Form 10-K filed February 23, 2022, and incorporated by reference\)](#)
- 4.2 [Indenture, dated as of September 15, 2021, by and among Broadstone Net Lease, Inc., Broadstone Net Lease, LLC and U.S. Bank National Association, as trustee, including the form of the Guarantee \(filed as Exhibit 4.1 to the Company's Current Report on Form 8-K filed September 15, 2021 and incorporated by reference\)](#)
- 4.3 [First Supplemental Indenture, dated as of September 15, 2021, by and among Broadstone Net Lease, Inc., Broadstone Net Lease, LLC and U.S. Bank National Association, as trustee, including the form of the Notes \(filed as Exhibit 4.2 to the Company's Current Report on Form 8-K filed September 15, 2021 and incorporated by reference\)](#)
- 10.1 [Second Amended and Restated Operating Agreement of Broadstone Net Lease, LLC, dated September 21, 2020 \(filed as Exhibit 10.1 to the Company's Current Report on Form 8-K filed September 21, 2020 and incorporated by reference\)](#)

97 100

- 10.2 [Director Compensation and Stock Ownership Policy, effective as of May 5, 2022 \(filed as Exhibit 10.2 of the Company's Annual Report on Form 10-K filed February 23, 2023, and incorporated by reference\)](#)
- 10.3 [Form of Indemnification Agreement, between Broadstone Net Lease, Inc. and each of its officers and directors \(filed as Exhibit 10.25 to the Company's Registration Statement on Form 10 filed April 24, 2017 and incorporated by reference\)](#)
- 10.4 [Note and Guaranty Agreement, dated March 16, 2017, for 4.84% Guaranteed Senior Notes due April 18, 2027, by and among Broadstone Net Lease, Inc., Broadstone Net Lease, LLC, and the purchasers party thereto \(filed as Exhibit 10.23 to the Company's Registration Statement on Form 10 filed April 24, 2017 and incorporated by reference\)](#)
- 10.5 [Revolving Credit and Term Loan Agreement, dated as of June 23, 2017, by and among Broadstone Net Lease, LLC, Broadstone Net Lease, Inc., Manufacturers and Traders Trust Company, as administrative agent, and the lenders party thereto \(filed as Exhibit 10.1 to the Company's Current Report on Form 8-K filed June 29, 2017, and incorporated by reference\)](#)
- 10.6 [Consent and Agreement Regarding Commitment Increases and Additional Term Loans, dated as of November 20, 2017, by and among Broadstone Net Lease, Inc., Broadstone Net Lease, LLC, Manufacturers and Traders Trust Company, as administrative agent, and the lenders party thereto \(filed as Exhibit 10.1 to the Company's Current Report on Form 8-K filed November 27, 2017, and incorporated by reference\)](#)
- 10.7 [First Amendment Regarding Commitment Increases, dated February 28, 2019, by and among Broadstone Net Lease, Inc., Broadstone Net Lease, LLC, Manufacturers and Traders Trust Company and the other parties thereto \(filed as Exhibit 10.2 to the Company's Current Report on Form 8-K filed March 5, 2019, and incorporated by reference\)](#)
- 10.8 [Second Amendment to Revolving Credit and Term Loan Agreement, dated as of July 1, 2019, by and among Broadstone Net Lease, Inc., Broadstone Net Lease, LLC, Manufacturers and Traders Trust Company, and other parties thereto \(filed as Exhibit 10.1 to the Company's Current Report on Form 8-K filed July 3, 2019, and incorporated by reference\)](#)

- 10.9 [Third Amendment to Revolving Credit and Term Loan Agreement, dated as of September 21, 2020, by and among Broadstone Net Lease, Inc., Broadstone Net Lease, LLC, Manufacturers and Traders Trust Company, and other parties thereto \(filed as Exhibit 10.4 to the Company's Current Report on Form 8-K filed September 21, 2020, and incorporated by reference\)](#)
- 10.10 [Fourth Amendment to Revolving Credit and Term Loan Agreement, dated as of March 31, 2022, by and among Broadstone Net Lease, Inc., Broadstone Net Lease, LLC, Manufacturers and Traders Trust Company, and other parties thereto \(filed as Exhibit 10.3 to the Company's Quarterly Report on Form 10-Q filed May 4, 2022 and incorporated by reference\)](#)
- 10.11 [Note and Guaranty Agreement, dated July 2, 2018, for 5.09% Series B Guaranteed Senior Notes due July 2, 2028 and 5.19% Series C Guaranteed Senior Notes due July 2, 2030, by and among Broadstone Net Lease, Inc., Broadstone Net Lease, LLC, and the purchasers party thereto \(filed as Exhibit 10.1 to the Company's Current Report on Form 8-K filed July 6, 2018, and incorporated by reference\)](#)
- 10.12 [Term Loan Agreement, dated February 27, 2019, by and among Broadstone Net Lease, Inc., Broadstone Net Lease, LLC, Capital One, National Association, and the other parties thereto \("Capital One Term Loan Agreement"\) \(filed as Exhibit 10.1 to the Company's Current Report on Form 8-K filed March 5, 2019, and incorporated by reference\)](#)

98 101

- 10.13 [Guaranty, dated February 27, 2019, by Broadstone Net Lease, Inc., in favor of Capital One, National Association \(filed as Exhibit 10.3 to the Company's Current Report on Form 8-K filed March 5, 2019, and incorporated by reference\)](#)
- 10.14 [First Amendment to Capital One Term Loan Agreement, dated July 1, 2019, by and among Broadstone Net Lease, Inc., Broadstone Net Lease, Capital One, National Association, and the other parties thereto \(filed as Exhibit 10.1 to the Company's Quarterly Report on Form 10-Q filed November 12, 2019, and incorporated by reference\)](#)
- 10.15 [Second Amendment to Capital One Term Loan Agreement, dated September 21, 2020, by and among Broadstone Net Lease, Inc., Broadstone Net Lease, Capital One, National Association, and the other parties thereto \(filed as Exhibit 10.3 to the Company's Current Report on Form 8-K filed September 21, 2020, and incorporated by reference\)](#)
- 10.16 [Third Amendment to Capital One Term Loan Agreement, dated March 12, 2021, by and among Broadstone Net Lease, Inc., Broadstone Net Lease, Capital One, National Association, and the other parties thereto \(filed as Exhibit 10.1 to the Company's Current Report on Form 8-K filed March 18, 2021 and incorporated by reference\)](#)
- 10.17 [Fourth Amendment to Capital One Term Loan Agreement, dated March 31, 2022, by and among Broadstone Net Lease, Inc., Broadstone Net Lease, Capital One, National Association, and the other parties thereto \(filed as Exhibit 10.4 to the Company's Quarterly Report on Form 10-Q filed May 4, 2022 and incorporated by reference\)](#)
- 10.18 [Fifth Amendment to Capital One Term Loan Agreement, dated June 8, 2023, by and among Broadstone Net Lease, Inc., Broadstone Net Lease, LLC, Capital One, National Association and the lenders party thereto \(filed as Exhibit 10.1 to the Company's Quarterly Report on Form 10-Q filed August 3, 2023 and incorporated by reference\)](#)
- 10.19 [Term Loan Agreement, dated February 7, 2020, by and among Broadstone Net Lease, LLC, Broadstone Net Lease, Inc., JPMorgan Chase Bank, N.A., and the other lenders party thereto \(filed as Exhibit 10.1 to the Company's Current Report on Form 8-K filed February 7, 2020 and incorporated by reference\)](#)
- 10.20 [Guaranty, dated February 7, 2020, by Broadstone Net Lease, Inc. in favor of JPMorgan Chase Bank, N.A \(filed as Exhibit 10.2 to the Company's Current Report on Form 8-K filed February 7, 2020 and incorporated by reference\)](#)

- 10.21 [Amendment No.1 to Term Loan Agreement, dated September 21, 2020, by and among Broadstone Net Lease, Inc., Broadstone Net Lease, LLC, JP Morgan Chase Bank, N.A., as administrative agent, and the other lenders party thereto \(filed as Exhibit 10.2 to the Company's Current Report on Form 8-K filed September 21, 2020 and incorporated by reference\)](#)
- 10.22 [Amended and Restated Revolving Credit Agreement, dated as of January 28, 2022, by and among, Broadstone Net Lease, LLC, Broadstone Net Lease, Inc., JPMorgan Chase Bank, N.A., as administrative agent, and the lenders party thereto \(filed as Exhibit 10.1 to the Company's Current Report on Form 8-K filed February 3, 2022 and incorporated by reference\)](#)
- 10.23 [Guaranty, dated January 28, 2022, by Broadstone Net Lease, Inc. in favor of JPMorgan Chase Bank, N.A \(filed as Exhibit 10.2 to the Company's Current Report on Form 8-K filed February 3, 2022 and incorporated by reference\)](#)

99 102

- 10.24 [Term Loan Credit Agreement, dated as of August 1, 2022, by and among Broadstone Net Lease, Inc., Broadstone Net Lease, LLC, Regions Bank, as administrative agent, and the lender parties thereto \(filed as Exhibit 10.1 to the Company's Current Report on Form 8-K filed August 3, 2022 and incorporated by reference\)](#)
- 10.25 [Guaranty, dated August 1, 2022, by Broadstone Net Lease, Inc. in favor of Regions Bank \(filed as Exhibit 10.2 to the Company's Current Report on Form 8-K filed August 3, 2022 and incorporated by reference\)](#)
- 10.26 [Tax Protection Agreement, dated February 7, 2020, by and among Broadstone Net Lease, Inc., Broadstone Net Lease, LLC, and the persons named therein \(filed as Exhibit 10.3 to the Company's Current Report on Form 8-K filed February 7, 2020 and incorporated by reference\)](#)
- 10.27 [Registration Rights Agreement, dated February 7, 2020, between Broadstone Net Lease, Inc. and the persons named therein \(filed as Exhibit 10.4 to the Company's Current Report on Form 8-K filed February 7, 2020 and incorporated by reference\)](#)
- 10.28+ [Amended and Restated Employment Agreement, effective February 7, 2020, by and among Broadstone Net Lease, Inc., Broadstone Net Lease, LLC, Broadstone Employee Sub, LLC, and John D. Moragne \(filed as Exhibit 10.10 to the Company's Current Report on Form 8-K filed February 7, 2020 and incorporated by reference\)](#)
- 10.29+ [First Amendment to Amended and Restated Employment Agreement, dated January 10, 2023 and effective February 28, 2023, by and among Broadstone Net Lease, Inc., Broadstone Net Lease, LLC, Broadstone Employee Sub, LLC, and John D. Moragne \(filed as Exhibit 10.30 to the Company's Quarterly Report on Form 10-Q filed May 4, 2023 and incorporated by reference\)](#)
- 10.30+ [Amended and Restated Employment Agreement, effective February 7, 2020, by and among Broadstone Net Lease, Inc., Broadstone Net Lease, LLC, Broadstone Employee Sub, LLC, and Ryan M. Albano \(filed as Exhibit 10.8 to the Company's Current Report on Form 8-K filed February 7, 2020 and incorporated by reference\)](#)
- 10.31+ [First Amendment to Amended and Restated Employment Agreement, dated January 10, 2023 and effective February 28, 2023, by and among Broadstone Net Lease, Inc., Broadstone Net Lease, LLC, Broadstone Employee Sub, LLC, and Ryan M. Albano \(filed as Exhibit 10.32 to the Company's Quarterly Report on Form 10-Q filed May 4, 2023 and incorporated by reference\)](#)
- 10.32+ [Severance Protection Agreement, dated January 10, 2023 and effective February 28, 2023, by and among Broadstone Net Lease, Inc., Broadstone Net Lease, LLC, Broadstone Employee Sub, LLC, and Kevin M. Fennell \(filed as Exhibit 10.33 to the Company's Quarterly Report on Form 10-Q filed May 4, 2023 and incorporated by reference\)](#)
- 10.33+ [Chief Executive Officer Transition Agreement, dated January 10, 2023, by and among Broadstone Net Lease, Inc., Broadstone Net Lease, LLC, Broadstone Employee Sub, LLC, and Christopher J. Czamecki \(filed as Exhibit 10.34 to the Company's Quarterly Report on Form 10-Q filed on May 4, 2023 and incorporated by reference\)](#)

10.34+	Broadstone Net Lease, Inc. 2020 Omnibus Equity and Incentive Plan, dated August 4, 2020 (filed as Exhibit 10.1 to the Company's Current Report on Form 8-K filed August 4, 2020 and incorporated by reference)
10.35+	Form of Broadstone Net Lease, Inc. 2020 Omnibus Equity and Incentive Plan Restricted Stock Award Agreement (filed as Exhibit 10.2 to the Company's Current Report on Form 8-K filed August 4, 2020 and incorporated by reference)
100 103	
10.36+	Form of Broadstone Net Lease, Inc. 2020 Omnibus Equity and Incentive Plan Restricted Stock Unit Award Agreement (2021 Form) (filed as Exhibit 10.1 to the Company's Quarterly Report on Form 10-Q filed on May 5, 2021 and incorporated by reference)
10.37+ 10.37 +	Form of Broadstone Net Lease, Inc. 2020 Omnibus Equity and Incentive Plan Restricted Stock Unit Award Agreement (2022 Form) (filed as Exhibit 10.37 to the Company's Annual Report on Form 10-K filed February 22, 2024 and incorporated by reference)
10.38+ 10.38 +	Form of Broadstone Net Lease, Inc. 2020 Omnibus Equity and Incentive Plan Restricted Stock Unit Award Agreement (2024 Form) (filed as Exhibit 10.38 to the Company's Annual Report on Form 10-K filed February 22, 2024 and incorporated by reference)
10.39+	Broadstone Net Lease, Inc. Change in Control Severance Protection Policy (filed as Exhibit 10.1 to the Company's Quarterly Report on Form 10-Q filed August 4, 2022 and incorporated by reference)
10.40	Equity Distribution Agreement, dated as of August 23, 2021, among Broadstone Net Lease, Inc., Broadstone Net Lease, LLC and the managers, forward sellers and forward purchasers party thereto (filed as Exhibit 1.1 to the Company's Current Report on Form 8-K filed August 24, 2021 and incorporated by reference)
10.41	Amendment No. 1 to the Equity Distribution Agreement, dated as of May 3, 2024, among Broadstone Net Lease, Inc., Broadstone Net Lease, LLC and the managers, forward sellers and forward purchasers party thereto (filed as Exhibit 1.7 to the Corporation's Registration Statement on Form S-3 (333-279115) filed May 3, 2024 and incorporated by reference)
19.1*	Broadstone Net Lease, Inc. Insider Trading Policy
21.1*	List of Subsidiaries of Broadstone Net Lease, Inc.
23.1*	Consent of Deloitte & Touche LLP, Independent Registered Public Accounting Firm
31.1*	Certification of Chief Executive Officer pursuant to Rule 13a-14(a) or Rule 15d-14(a) of the Securities Exchange Act of 1934, as amended, as adopted pursuant to Section 302 of the Sarbanes-Oxley Act of 2002
31.2*	Certification of Chief Financial Officer pursuant to Rule 13a-14(a) or Rule 15d-14(a) of the Securities Exchange Act of 1934, as amended, as adopted pursuant to Section 302 of the Sarbanes-Oxley Act of 2002
32.1†	Certification of Chief Executive Officer pursuant to 18 U.S.C. Section 1350, as adopted pursuant to Section 906 of the Sarbanes-Oxley Act of 2002
32.2†	Certification of Chief Financial Officer pursuant to 18 U.S.C. Section 1350, as adopted pursuant to Section 906 of the Sarbanes-Oxley Act of 2002
97.1+ 97.1+ +	Broadstone Net Lease, Inc. Compensation Clawback Policy (filed as Exhibit 97.1 to the Company's Annual Report on Form 10-K filed February 22, 2024 and incorporated by reference)
101.INS	Inline XBRL Instance Document – the instance document does not appear in Interactive Data File because XBRL tags are embedded within the Inline XBRL Document

101.SCH	Inline XBRL Taxonomy Extension Schema Document
101.CAL	Inline XBRL Taxonomy Extension Calculation Linkbase Document
101.DEF	Inline XBRL Taxonomy Extension Definition Linkbase Document
101.LAB	Inline XBRL Taxonomy Extension Label Linkbase Document
101.PRE	Inline XBRL Taxonomy Extension Presentation Linkbase Document
104	Cover Page Interactive Data File (embedded within the Inline XBRL document)

* Filed herewith.

+ Management contract or compensatory plan or arrangement.

† In accordance with Item 601(b)(32) of Regulation S-K, this Exhibit is not deemed "filed" for purposes of Section 18 of the Exchange Act or otherwise subject to the liabilities of that section. Such certifications will not be deemed incorporated by reference into any filing under the Securities Act or the Exchange Act, except to the extent that the Registrant specifically incorporates it by reference.

SIGNATURES

Pursuant to the requirements of Section 13 or 15(d) the Securities Exchange Act of 1934, the registrant has duly caused this report to be signed on its behalf by the undersigned, thereunto duly authorized.

BROADSTONE NET LEASE, INC.

Date: February 22, 2024 February 20, 2025

/s/ John D. Moragne
John D. Moragne
Chief Executive Officer

Pursuant to the requirements of the Securities Exchange Act of 1934, this report has been signed by the following persons on behalf of the registrant and in the capacities and on the dates indicated.

Date: February 22, 2024 February 20, 2025

/s/ Laurie A. Hawkes
Laurie A. Hawkes
Chairman of the Board of Directors

Date: February 22, 2024 February 20, 2025

/s/ John D. Moragne
John D. Moragne
Director, Chief Executive Officer

Date: February 22, 2024 February 20, 2025

/s/ Denise Brooks-Williams
Denise Brooks-Williams
Director

Date: February 20, 2025

/s/ Michael A. Coke
Michael A. Coke
Director

Date: February 22, 2024 February 20, 2025

/s/ Jessica Duran
Jessica Duran
Director

Date: February 22, 2024 February 20, 2025

/s/ Laura Felice
Laura Felice
Director

Date: February 22, 2024 February 20, 2025	/s/ Richard Imperiale Richard Imperiale Director
Date: February 20, 2025	/s/ David M. Jacobstein David M. Jacobstein Director
Date: February 22, 2024 February 20, 2025	/s/ Shekar Narasimhan Shekar Narasimhan Director
Date: February 22, 2024 February 20, 2025	/s/ Denise Brooks-Williams Joseph Saffire Denise Brooks-Williams Joseph Saffire Director
Date: February 22, 2024 February 20, 2025	/s/ James H. Watters James H. Watters Director
Date: February 22, 2024 February 20, 2025	/s/ Kevin M. Fennell Kevin M. Fennell Executive Vice President and Chief Financial Officer (Principal Financial Officer)
Date: February 22, 2024 February 20, 2025	/s/ Timothy D. Dieffenbacher Jennie O'Brien Timothy D. Dieffenbacher Jennie O'Brien Senior Vice President and Chief Accounting Officer and Treasurer (Principal Accounting Officer)

BROADSTONE NET LEASE, INC. 2020 OMNIBUS EQUITY AND INCENTIVE PLAN
RESTRICTED STOCK UNIT - NOTICE OF GRANT

Broadstone Net Lease, Inc. (the “Company”), a Maryland corporation and internally managed real estate investment trust, hereby grants to the Grantee set forth below (the “Grantee”) Restricted Stock Units (the “Restricted Stock Units”), pursuant to the terms and conditions of this Notice of Grant (the “Notice”), the Restricted Stock Unit Award Agreement attached hereto as Exhibit A (the “Award Agreement”), and the Broadstone Net Lease, Inc. 2020 Omnibus Equity and Incentive Plan (the “Plan”). Capitalized terms used but not defined herein shall have the meaning attributed to such terms in the Award Agreement or, if not defined therein, in the Plan, unless the context requires otherwise. Each Restricted Stock Unit represents the right to receive one (1) Share at the time and in the manner set forth in the Award Agreement.

Date of Grant:
Name of Grantee:
Target Number of Restricted Stock Units:
Maximum Number of Restricted Stock Units:
Vesting: The Restricted Stock Units shall vest pursuant to the terms and conditions set forth in Section 3 of the Award Agreement.
Performance Period: _____; cumulative performance measured at the end of such 3-year period.

The Restricted Stock Units shall be subject to the execution and return of this Notice by the Grantee to the Company within 30 days of the date hereof (including by utilizing an electronic signature and/or web-based approval and notice process or any other process as may be authorized by the Company). By executing this Notice, the Grantee acknowledges that his or her agreement to the covenants set forth in Section 6 of the Award Agreement is a material inducement to the Company in granting this Award to the Grantee.

This Notice may be executed by facsimile or electronic means (including, without limitation, PDF) and in one or more counterparts, each of which shall be considered an original instrument, but all of which together shall constitute one and the same agreement, and shall become binding when one or more counterparts have been signed by each of the parties hereto and delivered to the other party hereto.

[Signature Page Follows]

IN WITNESS WHEREOF, the parties hereto have executed this Notice of Grant



Insider Trading Policy

Effective as of the Date of Grant set forth above.

BROADSTONE NET LEASE, INC.

By:

Name: John D. Moragne

Title: Chief Executive Officer

GRANTEE

Name:

[SIGNATURE PAGE TO NOTICE OF RESTRICTED STOCK UNIT GRANT FOR BROADSTONE NET LEASE 2020 OMNIBUS EQUITY AND INCENTIVE PLAN]

Exhibit A

BROADSTONE NET LEASE, INC.

2020 OMNIBUS EQUITY AND INCENTIVE PLAN

RESTRICTED STOCK UNIT

AWARD AGREEMENT

THIS RESTRICTED STOCK UNIT AWARD AGREEMENT (the "Award Agreement") is entered into by and among Broadstone Net Lease, Inc. (the "Company") and the individual set forth on the signature page to that certain Notice of Grant (the "Notice") to which this Award Agreement is attached. The terms and conditions of the Restricted Stock Units granted hereby, to the extent not controlled by the terms and conditions contained in the Plan, shall be as set forth in the Notice and this Award Agreement. Capitalized terms used but not defined herein shall have the meaning attributed to such terms in the Notice or, if not defined therein, in the Plan, unless the context requires otherwise. July 25, 2024

1. **No Right Purpose of this Policy**

In the course of performing your duties for Broadstone Net Lease, Inc., you may from time to time receive or Consultant Service

Nothing contained in this Award Agreement shall confer upon the Grantee the right become aware of material nonpublic information about Broadstone Net Lease, Inc. and/or its subsidiaries (the "Company") or certain other companies. This Insider Trading Policy (the "Policy") furnishes guidelines concerning information that may be "material" and "nonpublic" and your legal obligations and obligations to the continuation of his or her Employee status, or, in the case of a Consultant or

Director, Company relating to the continuation use or disclosure of his or her service arrangement, or in either case to interfere with the right of material nonpublic information regarding the Company or any such other companies.

The Company has adopted this Policy to promote compliance with applicable securities laws, known as "insider trading" laws, which prohibit persons who receive or become aware of material nonpublic information about the Company (or certain other companies) from trading in the Company's (or such other company's) securities or providing material nonpublic information to others who may trade in the Company's (or such other company's) securities on the basis of that information.

Insider trading laws can impose legal liability not only on individuals who fail to comply with these laws, but also to the Company as the employer of individuals who violate these laws. Accordingly, the Company has adopted this Policy not only to guide the individuals associated with the Company who are covered by the Policy, but also to protect the Company from legal liability and promote its Subsidiaries or other Affiliates to Terminate the Grantee.

business interest in maintaining an impeccable reputation for integrity.

2. Term Effectiveness of Restricted Stock Units this Policy

This Award Agreement shall remain in effect until the Restricted Stock Units have fully vested and been settled or been forfeited by the Grantee as provided in this Award Agreement.

3. Vesting of Restricted Stock Units.

(a) Subject to Section 5, the Restricted Stock Units (up to the Maximum Number of Restricted Stock Units as set forth on the Notice) shall vest on such day following the expiration of the Performance Period that the Committee determines the level of performance achieved (the "Measurement Date"), subject to the Grantee's not having Terminated prior to Measurement Date and only to the extent the performance goals set forth on Schedule 1 (the "Performance Goals") are achieved. Except as set forth in Section 5 or in an employment agreement or severance agreement between the Company or one of its Subsidiaries and the Grantee, if the Grantee Terminates for any reason, the portion of the Restricted Stock Units that has not vested as of such date shall terminate upon such Termination and be deemed to have been forfeited by the Grantee without consideration.

(b) (i) Notwithstanding anything to the contrary in Section 3(a), if a Change in Control Policy is consummated prior to the Grantee's Termination, and the Restricted Stock Units are assumed in connection with such Change in Control, achievement of the Performance Goals shall be determined by the Board in its good faith discretion effective as of the date on which such Change in Control is consummated set forth at the top of this page and the portion supersedes any previous insider trading policy of the Restricted Stock Units that would have vested pursuant Company. In the event of any conflict or inconsistency between this Policy and any other materials previously distributed by the Company, this Policy shall govern. In addition, each Covered Person (as defined below) is responsible for complying with applicable law as then in force and effect. Accordingly, in the event of any conflict or inconsistency between this Policy and applicable law, or any omission from this Policy, Covered Persons are not excused from complying with applicable law.

3. Compliance Officer for this Policy

The Company's General Counsel is the compliance officer (the "Compliance Officer") for purposes of this Policy. The Compliance Officer, or the Board of Directors of the Company, may designate additional officers of the Company to the Schedule 1 based on such level serve as Compliance Officer for purposes of achievement (such amount, the "CIC Restricted Stock this Policy from

1

Insider Trading Policy v 4.0

time to time. Any questions concerning this Policy should be directed to, and all interpretations of this Policy shall be made by, a duly designated Compliance Officer.

Units 4. Covered Persons

This Policy is applicable to all directors, officers and employees of the Company, whether located in or outside of the United States, as well as members of their respective households (family members, additional residents, or otherwise), partnerships in which any such person is a general partner, trusts of which any such person is a trustee, estates of which any such person is an administrator or executor and other legal entities that any such person controls (the "Covered Persons"). The Compliance Officer may also determine from time to time that other persons who may have access to material nonpublic information due to their activities with the Company shall remain issued, outstanding, and eligible be subject to vest, this Policy. Any persons so identified by the Compliance Officer shall also be "Covered Persons" for purposes of this Policy and shall fully vest (100%) upon be promptly notified of such status by the expiration Compliance Officer.

5. Policy

If a Covered Person is in possession of material nonpublic information relating to the Company, that person may not, directly or indirectly, buy, sell or engage in other transactions in securities of the original Performance Period, subject Company (to be broadly construed to include equity, debt and convertible securities of the Company, and derivatives (whether or not issued by the Company)), and membership units of Broadstone Net Lease, LLC) linked to or exercisable for securities of the Company (the "**Company Securities**"), except as set forth in Section 5(c), 8 below, or engage, directly or indirectly, in any other action to disclose to others ("**tipping**") or benefit from or take advantage of that information (for example, recommending transactions in Company Securities). This Policy also applies to material nonpublic information relating to any other company, including the Grantee's not having Terminated prior to Company's customers, suppliers, counter parties or other business relations, obtained in the expiration course of the original Performance Period. For Covered Person's employment by, service to or other relationship with the avoidance of doubt, any portion Company.

Additional restrictions on buying, selling or engaging in other transactions in Company Securities apply to directors, executive officers and Section 16 Officers (as defined below) of the Restricted Stock Units other than the CIC Restricted Stock Units (if any) shall be deemed to have been forfeited by the Grantee without consideration effective Company, as of the date on which the Change in Control is consummated.

(ii) In the event the Restricted Stock Units are not assumed, or substituted for an equivalent award, by the Company's successor, the CIC Restricted Stock Units, as determined in the manner described in Section 3(b)(i) shall immediately become fully (100%) vested immediately prior 9 below.

6. Definitions and Explanations

A. When Information is "Material"

In order to determine whether information is material, it must be evaluated in the context of all facts and circumstances at play at the time. Information is considered "material" if:

- a reasonable investor would consider the information important in making a decision to buy, sell or hold Company Securities;
- release of the information could produce a qualitative change to the consummation package of information disclosed to the public by the Company; or
- public disclosure of the Change in Control, information would be likely to have a significant effect on the market price of Company Securities.

Material information can be positive or negative and can relate to virtually any portion aspect of the Restricted Stock Units other than Company's business. Information that is or may be material includes (but is not limited to) the CIC Restricted Stock Units (if any) shall be deemed to have been forfeited by the Grantee without consideration effective as of the date on which the Change in Control is consummated.

4. Settlement

Within thirty (30) days following, the date on which any portion of the Restricted Stock Units vest pursuant to Section 3 of this Award Agreement depending upon all facts and Schedule 1, the Company shall deliver to the Grantee one (1) Share in settlement of each Restricted Stock Unit that becomes vested on such vesting date.

5. Termination of Service

(a) Except as otherwise set forth in an employment or severance agreement between the Company or one of the Subsidiaries and the Grantee, and subject to the remainder of this Section 5, if the Grantee incurs a Termination for any reason, whether voluntarily or involuntarily, then the portion of the Restricted Stock Units that have not previously vested (after taking into account any vesting in connection with such Termination pursuant to this Section 5) shall terminate and be forfeited as of the date of the Grantee's Termination.

(b) Subject to the remainder of this Section 5, if the Grantee incurs a Termination due to the Grantee's death or Disability, Grantee or the Grantee's estate, as applicable will be entitled to receive a pro rata portion of the number Restricted Stock Units (calculated in respect of the number of days the Grantee was employed during the Performance Period prior to the date of Termination) determined to be vested and earned based on actual achievement of the Performance Goals through the expiration of the Performance Period, as determined by the Committee on the Measurement Date. The pro rata portion of the RSUs deemed to be vested and earned, if any, will be settled at the same time as the similarly situated RSUs are settled for other active employee grantees, together with any accrued dividend amounts in the Grantee's Account pursuant to Section 7 in respect of such pro rata RSUs.

(c) If a Change in Control is consummated prior to the Grantee's Termination and the Restricted Stock Units were assumed in connection with such Change in Control in accordance with Section 3(b), in the event the Grantee's employment is Terminated by the Company (or its successor) without Cause or by the Grantee for Good Reason, in either case, on or within the 12

month period following the consummation of such Change in Control, the CIC Restricted Stock Units to the extent then outstanding **circumstances** at the time of the Grantee's Termination shall become fully (100%) vested upon the Grantee's Termination. For purposes of this Agreement "Good Reason" shall mean (x) if the Grantee is party to an employment or a severance agreement with the Company or one of the Subsidiaries in which "Good Reason" is defined, the occurrence of any circumstances defined as "Good Reason" in such employment or severance agreement, or (y) if the Grantee is not party to an employment or severance agreement with the Company or one of the Subsidiaries in which "Good Reason" is defined, (i) a material diminution in the Grantee's annual base salary or target annual bonus opportunity, (ii) a relocation (without the written consent of the Grantee) of Grantee's principal place of employment by more than thirty-five (35) miles from the principal location or (iii) a material diminution in the Grantee's title, position, authority, duties, or responsibilities. A termination of employment by the Grantee for Good Reason shall be effectuated by giving the Company written notice of the termination, setting forth the conduct of the Company that constitutes Good Reason, within 30 days of the first date on which the Grantee has knowledge of such conduct. The Grantee shall further provide the Company at least 30 days following the date on which such notice is provided to cure such conduct. Failing such cure, a termination of employment by the Grantee for Good Reason shall be effective on the day following the expiration of such cure period. **assessment:**

2

(d) If the Grantee incurs, at any time, a Termination by the Company for Cause or by the Grantee without Good Reason, then all outstanding unvested Restricted Stock Units shall be forfeited and terminate immediately without consideration upon the effective date of such Termination for Cause or without Good Reason. **Insider Trading Policy v 4.0**

6. Prohibited Activities

(a) **No Sale or Transfer.** Unless otherwise required by law, the Restricted Stock Units shall not be (i) sold, transferred or otherwise disposed of, (ii) pledged or otherwise hypothecated or (iii) subject to attachment, execution or levy of any kind, other than by will or by the laws of descent or distribution; **provided, however,** that any transferred Restricted Stock Units will be subject to all of the same terms and conditions as provided in the Plan and this Award Agreement and the Grantee's estate or beneficiary appointed in accordance with the Plan will remain liable for any withholding tax that may be imposed by any federal, state or local tax authority.

(b) **Right to Terminate Restricted Stock Units and Recovery.** The Grantee understands and agrees that the Company has granted the Restricted Stock Units to the Grantee to reward the Grantee for the Grantee's future efforts and loyalty to the Company and its Affiliates by giving the Grantee the opportunity to participate in the potential future appreciation of the Company. Accordingly, if (i) the Grantee materially violates the Grantee's obligations relating to the non-disclosure or non-use of confidential or proprietary information under any Restrictive Agreement to which the Grantee is a party, (ii) the Grantee materially breaches or violates the Grantee's obligations relating to non-disparagement under any Restrictive Agreement to which the Grantee is a party, (iii) the Grantee materially breaches or violates any non-solicitation obligations under any Restrictive Agreement to which the Grantee is a party, (iv) the Grantee breaches or violates any non-competition obligations under any Restrictive Agreement to which the Grantee

- unpublished financial or operating results, positive or negative;
- is • projections or changes in projections of financial or operating results, upwards or downwards;
- a party, pending or (v) proposed corporate transaction involving the **Grantee is convicted** Company, such as merger, acquisition or disposition;
- a pending or proposed public offering or private placement of a **felony against securities** of the Company or any other financing for the Company out of its Affiliates, then, the ordinary course of business;
- a pending or proposed repurchase or redemption of Company Securities;
- the potential default of a significant tenant;
- changes in addition to any other rights and remedies available **senior management**;
- execution of a business contract that is important to the Company the Company shall be entitled, at its option, exercisable by written notice, **financi** strategically or otherwise;
- significant regulatory approvals or challenges;
- pending or threatened litigation of potential material significance to terminate the Restricted Stock Units (including the shares issued in respect of vested portion of the Restricted Stock Units) without consideration, and such Restricted Stock Units (or Shares) will be of no further force and ef "Restrictive Agreement" shall mean any agreement between the Company, or any **Subsidiary settlement or other resolution of ongo**

material litigation;

- a change in the Company's independent registered public accounting firm;

- the need to restate financial statements;

- impending bankruptcy or liquidity problems; and the Grantee that contains non-competition, non-solicitation, non-hire, non-disparagement, or confidentiality restrictions applicable to the Grantee.

- (c) • **Other Remedies.** The Grantee specifically acknowledges and agrees other events or developments that its remedies under this Section 6 shall not prevent the Company or any Subsidiary from seeking injunctive or other equitable relief is required to disclose in connection with the Grantee's breach of any Restrictive Agreement. In the event that the provisions of this Section 6 should ever a Form 8-K to be deemed to exceed the limitation provided by applicable law, then the Grantee and the Company agree that such provisions shall be reformed to set forth the maximum limitations permitted.

7. No Rights as Stockholder; Dividend Equivalent Rights.

The Grantee shall have no rights as a stockholder with respect to the Shares covered by the Restricted Stock Units until the effective date of issuance of the Shares and the entry of the Grantee's name as a shareholder of record on the books of the Company following delivery of the Shares in settlement of the Restricted Stock Units.

The Grantee shall not be entitled to receive any dividends with respect to the RSUs unless and until such RSUs become vested. During the Performance Period, during any period between the expiration of the Performance Period and the Measurement Date, and during any period during which the RSUs are vested but not yet settled, if and when any dividends are declared on Shares, on the date such dividend is paid, the Company will credit to a bookkeeping account (the "Account") maintained by the Company (or a third party on behalf of the Company) for the Grantee's benefit an amount equal to the amount of such dividend that would have been paid on the same number of RSUs that are unvested and outstanding pursuant to this Award Agreement as of the record date of such dividend. Such credited amount shall be subject to the vesting and forfeiture provisions applicable to the RSUs to which such credited amount relates, as set forth this Award Agreement. Any credited amount that becomes vested as set forth herein, will be payable at the same time as Shares are otherwise delivered upon the settlement of the vested RSUs, if any, to which the credited amounts relate as set forth in this Award Agreement and will be payable in cash or stock, in the sole discretion of the Committee as determined at the time of payment.

8. Taxation Upon Settlement of the Restricted Stock Units; Tax Withholding; Parachute Tax Provisions

The Grantee understands that the Grantee will recognize income, for Federal, state and local income tax purposes, as applicable, in respect of the vesting and/or settlement of the Restricted Stock Units. The acceptance of the Shares by the Grantee shall constitute an agreement by the Grantee to report such income in accordance with then applicable law and to cooperate with

Company and its subsidiaries in establishing the amount of such income and corresponding deduction to the Company and/or its subsidiaries for its income tax purposes.

The Grantee is responsible for all tax obligations that arise as a result of the vesting and settlement of the Restricted Stock Units. The Company may withhold from any amount payable to the Grantee an amount sufficient to cover any Federal, state or local withholding taxes which may become required with respect to such vesting and settlement or take any other action it deems necessary to satisfy any income or other tax withholding requirements as a result of the vesting and settlement of the Restricted Stock Units. The Company shall have the right to require the payment of any such taxes and require that the Grantee, or the Grantee's beneficiary, to furnish information deemed necessary by the Company to meet any tax reporting obligation as a condition to delivery of any Shares pursuant to settlement of the Restricted Stock Units. The Grantee may pay his or her withholding tax obligation in connection with the vesting and settlement of the Restricted Stock Units, by making a cash payment to the Company. In addition, the Committee, in its sole discretion, may allow the Grantee, to pay his or her withholding tax obligation in connection with the vesting and settlement of the Restricted Stock Units, by (x) having withheld a portion of the Shares then issuable to him or her upon settlement of the Restricted Stock Units or (z) surrendering Shares that have been held by the Grantee for at least six (6) months (or such lesser period as may be permitted by the Committee) prior to the settlement of the Restricted Stock Units, in each case having an aggregate Fair Market Value equal to the withholding taxes.

In connection with the grant of the Restricted Stock Units, the parties wish to memorialize their agreement regarding the treatment of any potential

in connection with the grant of the Restricted Stock Units, the parties wish to memorialize their agreement regarding the treatment of any potential golden parachute payments as set forth in Exhibit A attached hereto.

9. Securities Laws

(a) Upon the acquisition of any Shares pursuant to the settlement of the Restricted Stock Units, the Grantee will make such written representations, warranties, and agreements as the Committee may reasonably request in order to comply with securities laws or with this Award Agreement. Grantee hereby agrees not to offer, sell or otherwise attempt to dispose of any Shares issued to the Grantee upon settlement of the Restricted Stock Units in any way which would: (x) require the Company to file any registration statement filed with the Securities and Exchange Commission ("SEC").

B. When Information is "Nonpublic"

Information is "nonpublic" if it has not been disclosed to the public. In order for information to be considered public, it must be widely disseminated; for example, through:

- newswire releases;
- widely available broadcasts on television and radio;
- publication in widely available newspapers or news websites; or
- disclosure in the Company's periodic reports filed with the SEC.

Publication on the Company's website can also contribute to wide dissemination of information (and may itself constitute wide dissemination depending upon the extent to which the Company has established its website as a vehicle for timely release of important Company information in accordance with SEC guidance).

After a wide dissemination of material information, a reasonable period of time must elapse for the investing public to process the information. As a rule of thumb, two full trading days following wide dissemination is regarded as a reasonable waiting period before such information is deemed to be "public" and no longer "nonpublic" for purposes of this Policy. The Compliance Officer may determine that a different waiting period is appropriate with respect to particular Company disclosures based upon prevailing facts and circumstances. For the avoidance of doubt, Covered Persons should consult the

3

Insider Trading Policy v 4.0

Compliance Officer when contemplating transactions in Company Securities shortly after public disclosures by the Company.

C. Be Mindful of How a Transaction May be Viewed in Hindsight

If a particular transaction (or group of transactions) is challenged by enforcement authorities, it will be viewed with the benefit of hindsight. As a result, before engaging in any similar filing under state law or transaction, a Covered Person should give careful thought to whether any facts and circumstances exist that could raise suspicions about the laws propriety of the proposed transaction after the fact; for example, as to whether information that the Covered Person has become aware of may be construed as "material" and "nonpublic." Again, in the event of any doubt, Covered Persons should consult the Compliance Officer when contemplating transactions in Company Securities.

7. Guidelines

D. Non-disclosure of Material Nonpublic Information

Material nonpublic information must not be disclosed to anyone unless it has first been widely disseminated to the public as described above, except to other county) or Company personnel who have a need to amend or supplement any such filing or (y) violate or cause know the information and are bound by a confidentiality obligation to the Company and covered by this Policy, or third party agents of the Company (such as accountants, investment bankers or outside legal counsel) whose positions require them to violate have access to such information, but who are bound by a professional obligation to protect its confidentiality.

E. Prohibited Trading in Company Securities

No person may place a purchase or sell order or recommend that another person place a purchase or sell order in Company Securities when he or she is aware of material nonpublic information concerning the Company that has not been disclosed to the public. As noted above, for purposes of the prohibition expressed in this Policy, "Company Securities" should be construed broadly, and the terms "purchase" or "sell" should also be interpreted broadly to include

transactions involving Company Securities Act such as elections or changes in elections under Company Securities purchase plans, loans, pledges, gifts, charitable donations and other contributions of 1933, Company Securities.

F. "Tipping" Information to Others

Covered Persons may be liable for communicating or tipping material nonpublic information to any third party ("**tippee**"). Further, insider trading violations are not limited to trading or tipping by Covered Persons. Persons other than Covered Persons also can be liable for insider trading, including tippees who trade on material nonpublic information tipped to them and individuals who trade on material nonpublic information which has been misappropriated.

Tippees inherit a Covered Person's duties under this Policy and applicable insider trading laws and may be held liable for trading on material nonpublic information illegally tipped to them by a Covered Person. Similarly, just as amended, Covered Persons are liable for the insider trading of their tippees, so are tippees who communicate the information to others who trade. In other words, a tippee's liability for insider trading is no different from that of a Covered Person. Tippees can obtain material nonpublic information in deliberate ways, such as the direct receipt of a tip, or in less deliberate or obvious ways, such as conversing at social, business or other gatherings.

G. Prohibitions Involving Securities of Other Companies

4

Insider Trading Policy v 4.0

As described in paragraphs A, B and C above, no Covered Person may disclose material nonpublic information, engage in prohibited trading or "tip" information to others to the extent the Covered Person becomes aware of material nonpublic information about another company in the course of his or her business activities on behalf of the Company. No Covered Person may buy or sell securities of another company at any time when the Covered Person has material nonpublic information about that company or has material nonpublic information that could affect the share price of that company.

H. Blackout Periods/Trading Windows

Covered Persons are prohibited from trading in Company Securities during the following blackout periods: (a) the Company's regularly scheduled quarterly blackout period commencing at the close of the market on the tenth business day prior to the end of each fiscal quarter and ending two business days after the Company's "earnings release" is issued to the public relating to the Company's financial information for the concluded fiscal quarter and (b) special blackout periods instituted by the Compliance Officer on a discretionary basis, upon notice to Covered Persons, when news of pending material events or other material nonpublic information regarding the Company that is anticipated to be disclosed has not yet been publicly disclosed. Subject to pre-clearance as provided in Section 9.B, below, Covered Persons are generally permitted to trade when no blackout period is in effect; provided, however, that even during an open trading window, a Covered Person who is aware of material nonpublic information may not trade in Company Securities until the information has been made publicly available as described above, or is no longer material.

I. No Hedging of Company Securities

The Company believes that purchases of hedging instruments that protect against downward changes in Company's stock price can result in the purchaser no longer having the same objectives as the Company's other stockholders because he or she is no longer subject to the full risks of stock ownership. Accordingly, no employee of the Company or member of the Company's Board of Directors may engage in any hedging transaction. Prohibited hedging transactions include, but are not limited to, collars, forward sale contracts, trading in publicly-traded options, puts, calls or other derivative instruments related to Company stock or debt.

J. No Margin Accounts, Pledging or Short Sales of Company Securities

No employee of the Company or member of the Company's Board of Directors may hold Company Securities in a margin account, pledge Company Securities as collateral for a loan or "short" sell Company Securities. The Board of Directors may, in its sole discretion and in limited circumstances, grant an exception to this prohibition; provided, however, that Section 16 Officers and directors of the Company are prohibited from short-selling under Section 16(c) of the Securities Exchange Act of 1934, as amended the rules and regulations promulgated thereunder, or any other Federal, state or local law, or the laws of any other country. The Company reserves the right to place restrictions on any Shares the Grantee may receive as a result of the settlement of the Restricted Stock Units. (the "**Exchange Act**").

8. Exceptions

K. No Sale/No Purchase Transactions

(b) Notwithstanding anything to the contrary herein, in the event that (i) the Grantee is subject to the Company's insider trading policy, including any policy permitting officers and directors to sell Shares only during certain "window" periods, in effect from time to time (collectively, the "This Policy") or the Grantee is otherwise prohibited from selling Shares in the public market and any Shares underlying the Grantee's Restricted Stock Units are scheduled to be delivered on a settlement date (the "Original Settlement Date") that (A) does not occur during restrict purchases and sales of mutual funds or exchange-traded funds that invest in Company Securities in addition to securities of other companies.

L. Transactions under Company Equity Plans

This Policy does not restrict a Covered Person's exercise of a stock option granted under a Company equity plan for cash, but does apply to any sale of Company Securities received upon exercise of an open "window

5

Insider Trading Policy v 4.0

period" option in the open market, regardless of whether the sale is to pay the exercise price or for tax withholding. Similarly, this Policy does not restrict a Covered Person's surrender of Company Securities to the Company or the retention and withholding from delivery to the Covered Person of shares by the Company (i.e., a so-called "net settlement") upon vesting of restricted stock in satisfaction of tax withholding obligations in a manner permitted by the applicable equity award agreement or the Company equity plan pursuant to which the restricted stock was granted.

9. Additional Provisions Applicable to Special Insiders

M. Special Insiders

This Section 9 sets forth additional provisions applicable to the Grantee or on a day on which following individuals associated with the Grantee is permitted Company (referring to sell Shares underlying any portion the publicly-traded entity, not its subsidiaries) ("Special Insiders"):

- each member of the Restricted Stock Units that has vested pursuant to a written plan that meets Board of Directors of the requirements Company;
- each "executive officer" of the Company, as described in Rule 10b5-13b-7 under the Exchange Act;
- each individual designated as an "officer" of the Company for purposes of Section 16 under the Exchange Act (a "Section 16 Officer"); and
- each other individual designated as determined a Special Insider by the Compliance Officer from time to time.

N. Pre-Clearance

Special Insiders (including members of their respective households (family members or otherwise)) must obtain prior clearance from the Compliance Officer before buying, selling or engaging in any transaction in Company Securities (except as described in Section 9.D below), including any exercise of stock options. The Compliance Officer will evaluate each proposed transaction to determine if it raises insider trading concerns or other concerns under the federal or state securities laws and regulations. Any advice will relate solely to legal considerations and not the merits of the investment decision. Clearance of a transaction will be valid only for a 48-hour period. If the transaction order is not placed within that 48-hour period, the Special Insider must again obtain prior clearance of the transaction from the Compliance Officer.

O. Trading Windows for Section 16 Officers

Notwithstanding Section 7.E. of this Policy, Section 16 Officers (including members of their respective households (family members or otherwise)) may only trade during the following trading windows: (a) during the first quarter of each fiscal year, the Company's regularly scheduled open trading window; and (b) during each of the second, third and fourth quarters of each fiscal year, the first ten (10) trading days of the Company's regularly scheduled open trading window (in such quarters, Section 16 Officers will no longer be permitted to trade in Company Securities beginning at 4pm Eastern Time on the tenth (10th) trading day of an open trading window). Subject to pre-clearance as provided in Section 9.B, above, Section 16 Officers are generally permitted to trade during the windows discussed above; provided, however, that even during an open trading window, a Section 16 Officer who is aware of material nonpublic

information may not trade in Company Securities until the information has been made publicly available as described above, or is no longer material. Additional Covered Persons may be subject to this section upon the determination of the Compliance Officer.

P.Short-Swing Trading

Special Insiders who purchase Company Securities may not sell any Company Securities of the same class for at least six months after the purchase. Note that in addition to this Policy, under Section 16(b) of the Exchange Act, any "short-swing profits" realized by a Section 16 Officer or director of the Company from a "matching" purchase and sale or "matching" sale and purchase of Company Securities occurring within a six-month period would be subject to disgorgement to the Company. This section does not apply to compensatory equity awards granted by the Company to its officers and directors.

Q.Rule 10b5-1 Plans

A Special Insider's trades may be exempt from this Policy if made under a properly pre-established and maintained written trading plan, known as a "**Rule 10b5-1 plan**." If the Rule 10b5-1 plan meets all of the requirements for such a plan, and the purchases or sales of Company Securities are actually made in accordance with the Policy, as applicable, or (B) does not occur on a date when the Grantee is otherwise permitted to sell Shares on the open market, terms and (ii) the Company elects not to satisfy the Grantee's tax withholding obligations by withholding Shares from the Grantee's distribution, then such Shares shall not be delivered on such Original Distribution Date and shall instead be delivered, as applicable, on (x) the first business day conditions of the next occurring open "window period" applicable to plan, the Grantee pursuant to the Policy, or (y) the next business day on which the Grantee is trades will not otherwise prohibited from selling Shares in the open market, but in no event later than March 15th of year following the year in which the Restricted Stock Units vest.

10. Modification, Amendment, and Termination of Restricted Stock Units

This Award Agreement may not be modified, amended, terminated and no provision hereof may be waived in whole or in part except by a written agreement signed by the Company and the Grantee and no modification shall, without the consent of the Grantee, alter to the Grantee's material detriment or materially impair any rights of the Grantee under this Award Agreement except to the extent permitted under the Plan.

11.Notices

Unless otherwise provided herein, any notices or other communication given or made pursuant to the Notice, this Award Agreement or the Plan shall be in writing and shall be deemed to have been duly given (i) as made "on the basis of" material nonpublic information, even if the Special Insider who established the plan is actually aware of material nonpublic information at the time of execution of the date delivered, if personally delivered (including receipted courier service) transactions provided for by the plan.

A properly designed Rule 10b5-1 plan must meet the following requirements:

- The plan was established when the Special Insider was unaware of material nonpublic information concerning the Company and not during a blackout period;
- The plan specifies the number (or dollar value) of Company Securities to be purchased or overnight delivery service, with confirmation of receipt; (ii) on sold, the price (which may be a fixed price, market price or minimum/maximum price) at which the Company Securities are to be traded, and the date of the delivering trade, or provides a written formula or algorithm for determining the timing, amount and price of the trade (or the plan provides a third party receives confirmation, such as a designated broker the exclusive right to determine the timing, amount and price of the trade);
- The plan does not permit the Special Insider to exercise any subsequent influence over how, when, or whether to effect purchases or sales; provided, however, that if delivered by facsimile a third party (such as a broker) is designated under the terms of the plan to determine the number indicated timing, amount and price of trades, the third party must not have been aware of the material nonpublic information about the Company or by email Company Securities when it makes its trading decisions; and
- The plan must be entered into in good faith and not as part of a scheme to the address indicated evade insider trading prohibitions.

Any new Rule 10b5-1 plan, or through amendment or termination of an electronic administrative system designated existing Rule 10b5-1 plan, must be reviewed and approved by the Company; (iii) one (1) business day after being sent by reputable commercial overnight delivery service courier, with confirmation of receipt; or (iv) three (3) business days after being mailed by registered or certified mail, return receipt requested, postage prepaid and addressed to the intended recipient as set forth below:

Compliance Officer; provided, however, that trades occurring under an approved Rule 10b5-1 plan do not require pre-clearance.

(a)

If to the Company at the address below:

7

Broadstone Net Lease, Inc. Insider Trading Policy v 4.0

800 Clinton Square
Rochester, NY 14604
Attn: General Counsel
Phone: (585) 287-6500

(b) If to the Grantee, at the most recent address, facsimile number or email contained in the Company's records.

12. Award Agreement Subject to Plan and Applicable

Law

BROADSTONE NET LEASE, INC.

This Award Agreement is made pursuant to Insider Trading Policy Certification

I have received a copy of and read the Plan Insider Trading Policy of Broadstone Net Lease, Inc. and shall be interpreted its subsidiaries (the "Company"). I understand and agree to comply therewith. A copy of the Plan is attached hereto. Any provision of this Award Agreement inconsistent with the Plan shall be considered void policies and replaced with the applicable provision of the Plan. The Plan shall control in the event there shall be any conflict between the Plan, the Notice, and this Award Agreement, and it shall control as to any matters not contained in this Award Agreement. The Committee shall have authority to make constructions of this Award Agreement, and to correct any defect or supply any omission or reconcile any inconsistency in this Award Agreement, and to prescribe rules and regulations relating to the administration of this Award and other Awards granted under the Plan.

This Award Agreement shall be governed by the laws of the State of Maryland, without regard to the conflicts of law principles thereof, and subject to the exclusive jurisdiction of the courts therein. The Grantee hereby consents to personal jurisdiction in any action brought in any court, federal or state, within the State of New York having subject matter jurisdiction in the matter.

13. Section 409A

The Restricted Stock Units are intended to be exempt from Section 409A of the Internal Revenue Code of 1986, as amended (the "Code") and, accordingly, to the maximum extent permitted, this Award Agreement shall be interpreted to be exempt from Section 409A of the Code or, if not exempt, in compliance therewith. Nothing contained herein shall constitute any representation or warranty by the Company regarding compliance with Section 409A of the Code. The Company shall have no obligation to take any action to prevent the assessment of any additional income tax, interest or penalties under Section 409A of the Code on any Person and the Company, its Subsidiaries and Affiliates, and each of their respective employees and representatives, shall have no liability to the Grantee with respect thereto.

14. Headings and Capitalized Terms

Unless otherwise provided herein, capitalized terms used herein that are defined in the Plan and not defined herein shall have the meanings procedures set forth in the Plan. Headings are for convenience only Insider Trading Policy.

I understand and are not deemed agree that my failure to be part of this Award Agreement. Unless otherwise indicated, any reference to a Section herein is a reference to a Section of this Award Agreement.

15. Severability and Reformation

If any provision of this Award Agreement shall be determined by a court of law of competent jurisdiction to be unenforceable for any reason, such unenforceability shall not affect the enforceability of any of the remaining provisions hereof; and this Award Agreement, to the fullest extent lawful, shall be reformed and construed as if such unenforceable provision, or part thereof, had never been contained herein, and such provision or part thereof shall be reformed or construed so that it would be enforceable to the maximum extent legally possible.

16. Binding Effect

This Award Agreement shall be binding upon the parties hereto, together with their personal executors, administrator, successors, personal representatives, heirs and permitted assigns.

17. Entire Agreement

This Award Agreement, together comply with the Plan, supersedes Insider Trading Policy in all prior written and oral agreements and understandings among respects may constitute a basis for the parties as to its subject matter and constitutes the entire agreement termination for cause of the parties my employment by or other service relationship with respect to the subject matter hereof. If there is any conflict between the Notice, this Award Agreement and the Plan, then the applicable terms of the Plan shall govern.

18. Waiver

Waiver by any party of any breach of this Award Agreement or failure to exercise any right hereunder shall not be deemed to be a waiver of any other breach or right whether or not of the same or a similar nature. The failure of any party to take action by reason of such breach or to exercise any such right shall not deprive the party of the right to take action at any time while or after such breach or condition giving rise to such rights continues.

Schedule 1

- (a) Subject to the provisions of the Award Agreement, the number of RSUs subject to this Award that will be vested and earned, if the service conditions are met, will be determined, based on the Total Shareholder Return ("TSR") of the Company, relative to the TSR of the Peer Group (as defined below), in accordance with payout schedule set forth below.
- (b) The number of RSUs to vest will be determined based on Company performance against the applicable Peer Group as set forth below, with achievement between the stated percentages (after reaching 50% payout level) being interpolated on a straight-line basis: or other appropriate disciplinary action.

Company's		Percentage of Target RSUs Vesting	
Percentile	Rank as		
compared	to		
applicable			
comparator			
group	Signature:		
Less	than	0%	
30 th	percentileName:		
30 th	percentileDate:	50%	
55 th	percentile		100%
80 th	percentile		200%

(c) Promptly following the completion of the Performance Period (and no later than sixty (60) days following the end of the Performance Period), the Committee will review and certify (i) what percentile rank of relative TSR has been achieved, and (ii) the number of RSUs that will become vested for each Participant, if any, subject to the terms of this Agreement. TSR shall be measured for each of the Company and the Peer Group based on the percentage appreciation (positive or negative) in the Fair Market Value of one share over the Performance Period, assuming the reinvestment of dividends on the ex-dividend date.

(d) For purposes of this Agreement, the term “Peer Group” shall mean (x) in respect of 50% of the target number of RSUs, the MSCI US REIT Index on a non-weighted basis; and (y) in respect to 50% of the target number of RSUs, the peer companies set forth on Schedule 2. The companies consisting of the applicable Peer Group will be subject to the discretion of the Committee to make adjustments to recognize special or non-recurring situations or circumstances with respect to the Company or any other company in the Peer Group for any year in the Performance Period, including, but not limited to, merger and acquisition activity, a spin-off/divestiture, or bankruptcy.

(e) The vesting of the number of RSUs considered earned in accordance with this Schedule and Section 3 of the Award Agreement shall occur on the Measurement Date (i.e., date the Committee makes its determinations of performance achievement), subject to the Grantee’s continued service with the Company or any of its Subsidiaries through such date and the terms and conditions of the Award Agreement.

(f) All determinations by the Committee shall be final, conclusive and binding on the Grantee, and on all other persons, to the maximum extent permitted by law.

Schedule 2
Performance Peer Group

As determined by the Compensation Committee at the time of grant.

Insider Trading Policy Certification Insider Trading Policy v 4.0

Exhibit A
PARACHUTE TAX PROVISIONS

This Exhibit A sets forth the terms and provisions applicable to the Grantee pursuant to the provisions of Section 8 of the Award Agreement. This Exhibit A shall be subject in all respects to the terms and conditions of the Award Agreement.

(a) To the extent that the Grantee, would otherwise be eligible to receive a payment or benefit pursuant to the terms of this Award Agreement, any employment or other agreement with the Company or any Subsidiary or otherwise in connection with, or arising out of, the Grantee’s employment with the Company or any Subsidiary or a change in ownership or effective control of the Company or of a substantial portion of its assets (any such payment or benefit, a “Parachute Payment”), that a nationally recognized United States public accounting firm selected by the Company (the “Accountants”) determines, but for this sentence would be subject to excise tax imposed by Section 4999 of the Code (the “Excise Tax”), subject to clause (c) below, then the Company shall pay to the Grantee whichever of the following two alternative forms of payment would result in the Grantee’s receipt, on an after-tax basis, of the greater amount of the Parachute Payment notwithstanding that all or some portion of the Parachute Payment may be subject to the Excise Tax: (1) payment in full of the entire amount of the Parachute Payment (a “Full Payment”), or (2) payment of only a part of the Parachute Payment so that the Grantee receives the largest payment possible without the imposition of the Excise Tax (a “Reduced Payment”).

(b) If a reduction in the Parachute Payment is necessary pursuant to clause (a), then the reduction shall occur in the following order: (1) cancellation of acceleration of vesting on any equity awards for which the exercise price exceeds the then fair market value of the underlying equity; (2) reduction of cash payments (with such reduction being applied to the payments in the reverse order in which they would otherwise be made, that

is, later payments shall be reduced before earlier payments); and (3) cancellation of acceleration of vesting of equity awards not covered under (1) above; provided, however, that in the event that acceleration of vesting of equity awards is to be cancelled, acceleration of vesting of full value awards shall be cancelled before acceleration of options and stock appreciation rights and within each class such acceleration of vesting shall be cancelled in the reverse order of the date of grant of such equity awards, that is, later equity awards shall be canceled before earlier equity awards; and provided, further, that to the extent permitted by Code Section 409A and Sections 280G and 4999 of the Code, if a different reduction procedure would be permitted without violating Code Section 409A or losing the benefit of the reduction under Sections 280G and 4999 of the Code, the Grantee may designate a different order of reduction.

(c) For purposes of determining whether any of the Parachute Payments (collectively the “Total Payments”) will be subject to the Excise Tax and the amount of such Excise Tax, (i) the Total Payments shall be treated as “parachute payments” within the meaning of Section 280G(b)(2) of the Code, and all “parachute payments” in excess of the “base amount” (as defined under Section 280G(b)(3) of the Code) shall be treated as subject to the Excise Tax, unless and except to the extent that, in the opinion of the Accountants, such Total Payments (in whole or in part): (1) do not constitute “parachute payments,” including giving effect to the recalculation of

stock options in accordance with Treasury Regulation Section 1.280G-1, Q&A 33, (2) represent reasonable compensation for services actually rendered within the meaning of Section 280G(b)(4) of the Code in excess of the “base amount” or (3) are otherwise not subject to the Excise Tax, and (ii) the value of any non-cash benefits or any deferred payment or benefit shall be determined by the Accountants in accordance with the principles of Section 280G of the Code.

(d) All determinations hereunder shall be made by the Accountants, which determinations shall be final and binding upon the Company and the Grantee.

(e) The federal tax returns filed by the Grantee (and any filing made by a consolidated tax group which includes the Company) shall be prepared and filed on a basis consistent with the determination of the Accountants with respect to the Excise Tax payable by the Grantee. The Grantee shall make proper payment of the amount of any Excise Tax, and at the request of the Company, provide to the Company true and correct copies (with any amendments) of his or her federal income tax return as filed with the Internal Revenue Service, and such other documents reasonably requested by the Company, evidencing such payment (provided that the Grantee may delete information unrelated to the Parachute Payment or Excise Tax and provided, further that the Company at all times shall treat such returns as confidential and use such return only for purpose contemplated by this paragraph).

(f) In the event of any controversy with the Internal Revenue Service (or other taxing authority) with regard to the Excise Tax, the Grantee shall permit the Company to control issues related to the Excise Tax (at its expense), provided that such issues do not potentially materially adversely affect the Grantee but the Grantee shall control any other issues. In the event that the issues are interrelated, the Grantee and the Company shall in good faith cooperate so as not to jeopardize resolution of either issue. In the event of any conference with any taxing authority as to the Excise Tax or associated income taxes, the Grantee shall permit the representative of the Company to accompany the Grantee, and the Grantee and his representative shall cooperate with the Company and its representative.

(g) The Company shall be responsible for all charges of the Accountants.

(h) The Company and the Grantee shall promptly deliver to each other copies of any written communications, and summaries of any verbal communications, with any taxing authority regarding the Excise Tax covered by this Exhibit A.

(i) Nothing in this Exhibit A is intended to violate the Sarbanes-Oxley Act of 2002 and to the extent that any advance or repayment obligation hereunder would do so, such obligation shall be modified so as to make the advance a nonrefundable payment to the Grantee and the repayment obligation null and void.

(j) Notwithstanding the foregoing, any payment or reimbursement made pursuant to this Exhibit A shall be paid to the Grantee promptly and in no event later than the end of the calendar year next following the calendar year in which the related tax is paid by the Grantee or where no taxes are required to be remitted, the end of the Grantee’s calendar year following the

Grantee's calendar year in which the audit is completed or there is a final and nonappealable settlement or other resolution of the litigation.

(k) The provisions of this Exhibit A shall survive the termination of the Grantee's employment with the Company or any Subsidiary for any reason and the termination of the Award Agreement.

BROADSTONE NET LEASE, INC. 2020 OMNIBUS EQUITY AND INCENTIVE PLAN
RESTRICTED STOCK UNIT - NOTICE OF GRANT

Broadstone Net Lease, Inc. (the "Company"), a Maryland corporation and internally managed real estate investment trust, hereby grants to the Grantee set forth below (the "Grantee") Restricted Stock Units (the "Restricted Stock Units"), pursuant to the terms and conditions of this Notice of Grant (the "Notice"), the Restricted Stock Unit Award Agreement attached hereto as Exhibit A (the "Award Agreement"), and the Broadstone Net Lease, Inc. 2020 Omnibus Equity and Incentive Plan (the "Plan"). Capitalized terms used but not defined herein shall have the meaning attributed to such terms in the Award Agreement or, if not defined therein, in the Plan, unless the context requires otherwise. Each Restricted Stock Unit represents the right to receive one (1) Share at the time and in the manner set forth in the Award Agreement.

Date of Grant:

Name of Grantee:

Target Number of

Restricted Stock Units:

Maximum Number of

Restricted Stock Units

Vesting: The Restricted Stock Units shall vest pursuant to the terms and conditions set forth in Section 3 of the Award Agreement.

Performance Period: _____; cumulative performance measured at the end of such 3-year period.

The Restricted Stock Units shall be subject to the execution and return of this Notice by the Grantee to the Company within 30 days of the date hereof (including by utilizing an electronic signature and/or web-based approval and notice process or any other process as may be authorized by the Company). By executing this Notice, the Grantee acknowledges that his or her agreement to the covenants set forth in Section 6 of the Award Agreement is a material inducement to the Company in granting this Award to the Grantee.

This Notice may be executed by facsimile or electronic means (including, without limitation, PDF) and in one or more counterparts, each of which shall be considered an original instrument, but all of which together shall constitute one and the same agreement, and shall become binding when one or more counterparts have been signed by each of the parties hereto and delivered to the other party hereto.

[Signature Page Follows]

IN WITNESS WHEREOF, the parties hereto have executed this Notice of Grant as of the Date of Grant set forth above.

BROADSTONE NET LEASE, INC.

By:

Name: John D. Moragne

Title: Chief Executive Officer

GRANTEE

Exhibit A
BROADSTONE NET LEASE, INC.
2020 OMNIBUS EQUITY AND INCENTIVE PLAN
RESTRICTED STOCK UNIT
AWARD AGREEMENT

THIS RESTRICTED STOCK UNIT AWARD AGREEMENT (the "Award Agreement") is entered into by and among Broadstone Net Lease, Inc. (the "Company") and the individual set forth on the signature page to that certain Notice of Grant (the "Notice") to which this Award Agreement is attached. The terms and conditions of the Restricted Stock Units granted hereby, to the extent not controlled by the terms and conditions contained in the Plan, shall be as set forth in the Notice and this Award Agreement. Capitalized terms used but not defined herein shall have the meaning attributed to such terms in the Notice or, if not defined therein, in the Plan, unless the context requires otherwise.

1. No Right to Continued Employee Status or Consultant Service

Nothing contained in this Award Agreement shall confer upon the Grantee the right to the continuation of his or her Employee status, or, in the case of a Consultant or Director, to the continuation of his or her service arrangement, or in either case to interfere with the right of the Company or any of its Subsidiaries or other Affiliates to Terminate the Grantee.

2. Term of Restricted Stock Units

This Award Agreement shall remain in effect until the Restricted Stock Units have fully vested and been settled or been forfeited by the Grantee as provided in this Award Agreement.

3. Vesting of Restricted Stock Units.

(a) Subject to Section 5, the Restricted Stock Units (up to the Maximum Number of Restricted Stock Units as set forth on the Notice) shall vest on such day following the expiration of the Performance Period that the Committee determines the level of performance achieved (the "Measurement Date"), subject to the Grantee's not having Terminated prior to Measurement Date and only to the extent the performance goals set forth on Schedule 1 (the "Performance Goals") are achieved. Except as set forth in Section 5 or in an employment agreement or severance agreement between the Company or one of its Subsidiaries and the Grantee, if the Grantee Terminates for any reason, the portion of the Restricted Stock Units that has not vested as of such date shall terminate upon such Termination and be deemed to have been forfeited by the Grantee without consideration.

(b) (i) Notwithstanding anything to the contrary in Section 3(a), if a Change in Control is consummated prior to the Grantee's Termination, and the Restricted Stock Units are assumed in connection with such Change in Control, achievement of the Performance Goals shall be determined by the Board in its good faith discretion as of the date on which such Change in Control is consummated and the portion of the Restricted Stock Units that would have vested pursuant to the Schedule 1 based on such level of achievement (such amount, the "CIC Restricted Stock

Units") shall remain issued, outstanding, and eligible to vest, and shall fully vest (100%) upon the expiration of the original Performance Period, subject to, except as set forth in Section 5(c), the Grantee's not having Terminated prior to the expiration of the original Performance Period. For the avoidance of doubt, any portion of the Restricted Stock Units other than the CIC Restricted Stock Units (if any) shall be deemed to have been forfeited by the Grantee without consideration effective as of the date on which the Change in Control is consummated.

(ii) In the event the Restricted Stock Units are not assumed, or substituted for an equivalent award, by the Company's successor, the CIC Restricted Stock Units, as determined in the manner described in Section 3(b)(i) shall immediately become fully (100%) vested immediately prior to the consummation of the Change in Control, and any portion of the Restricted Stock Units other than the CIC Restricted Stock Units (if any) shall be deemed to have been forfeited by the Grantee without consideration effective as of the date on which the Change in Control is consummated.

4. Settlement

Within thirty (30) days following the date on which any portion of the Restricted Stock Units vest pursuant to Section 3 of this Award Agreement and Schedule 1, the Company shall deliver to the Grantee one (1) Share in settlement of each Restricted Stock Unit that becomes vested on such vesting date.

5. Termination of Service

(a) Except as otherwise set forth in an employment or severance agreement between the Company or one of the Subsidiaries and the Grantee, and subject to the remainder of this Section 5, if the Grantee incurs a Termination for any reason, whether voluntarily or involuntarily, then the portion of the Restricted Stock Units that have not previously vested (after taking into account any vesting in connection with such Termination pursuant to this Section 5) shall terminate and be forfeited as of the date of the Grantee's Termination.

(b) Subject to the remainder of this Section 5, if the Grantee incurs a Termination due to the Grantee's death or Disability, Grantee or the Grantee's estate, as applicable will be entitled to receive a pro rata portion of the number Restricted Stock Units (calculated in respect of the number of days the Grantee was employed during the Performance Period prior to the date of Termination) determined to be vested and earned based on actual achievement of the Performance Goals through the expiration of the Performance Period, as determined by the Committee on the Measurement Date. The pro rata portion of the RSUs deemed to be vested and earned, if any, will be settled at the same time as the similarly situated RSUs are settled for other active employee grantees, together with any accrued dividend amounts in the Grantee's Account pursuant to Section 7 in respect of such pro rata RSUs.

(c) If a Change in Control is consummated prior to the Grantee's Termination and the Restricted Stock Units were assumed in connection with such Change in Control in accordance with Section 3(b), in the event the Grantee's employment is Terminated by the Company (or its successor) without Cause or by the Grantee for Good Reason, in either case, on or within the 12

month period following the consummation of such Change in Control, the CIC Restricted Stock Units to the extent then outstanding at the time of the Grantee's Termination shall become fully (100%) vested upon the Grantee's Termination. For purposes of this Agreement "Good Reason" shall mean (x) if the Grantee is party to an employment or a severance agreement with the Company or one of the Subsidiaries in which "Good Reason" is defined, the occurrence of any circumstances defined as "Good Reason" in such employment or severance agreement, or (y) if the Grantee is not party to an employment or severance agreement with the Company or one of the Subsidiaries in which "Good Reason" is defined, (i) a material diminution in the Grantee's annual base salary or target annual bonus opportunity, (ii) a relocation (without the written consent of the Grantee) of Grantee's principal place of employment by more than thirty-five (35) miles from the principal location or (iii) a material diminution in the Grantee's title, position, authority, duties, or responsibilities. A termination of employment by the Grantee for Good Reason shall be effectuated by giving the Company written notice of the termination, setting forth the conduct of the Company that constitutes Good Reason, within 30 days of the first date on which the Grantee has knowledge of such conduct. The Grantee shall further provide the Company at least 30 days following the date on which such notice is provided to cure such conduct. Failing such cure, a termination of employment by the Grantee for Good Reason shall be effective on the day following the expiration of such cure period.

(d) If the Grantee incurs, at any time, a Termination by the Company for Cause or by the Grantee without Good Reason, then all outstanding unvested Restricted Stock Units shall be forfeited and terminate immediately without consideration upon the effective date of such Termination for Cause or without Good Reason.

6. Prohibited Activities

(a) **No Sale or Transfer.** Unless otherwise required by law, the Restricted Stock Units shall not be (i) sold, transferred or otherwise disposed of, (ii) pledged or otherwise hypothecated or (iii) subject to attachment, execution or levy of any kind, other than by will or by the laws of descent or distribution; provided, however, that any transferred Restricted Stock Units will be subject to all of the same terms and conditions as provided in the Plan and this Award Agreement and the Grantee's estate or beneficiary appointed in accordance with the Plan will remain liable for any withholding tax that may be imposed by any federal, state or local tax authority.

(b) **Right to Terminate Restricted Stock Units and Recovery.** The Grantee understands and agrees that the Company has granted the Restricted Stock Units to the Grantee to reward the Grantee for the Grantee's future efforts and loyalty to the Company and its Affiliates by giving the Grantee the opportunity to participate in the potential future appreciation of the Company. Accordingly, if (i) the Grantee materially violates the Grantee's obligations relating to the non-disclosure or non-use of confidential or proprietary information under any Restrictive Agreement to which the Grantee is a party, (ii) the Grantee materially breaches or violates the Grantee's obligations relating to non-disparagement under any Restrictive Agreement to which the Grantee is a party, (iii) the Grantee materially breaches or violates any non-solicitation obligations under any Restrictive

Agreement to which the Grantee is a party, (iv) the Grantee breaches or violates any non-competition obligations under any Restrictive Agreement to which the Grantee

is a party, or (v) the Grantee is convicted of a felony against the Company or any of its Affiliates, then, in addition to any other rights and remedies available to the Company, the Company shall be entitled, at its option, exercisable by written notice, to terminate the Restricted Stock Units (including the shares issued in respect of the vested portion of the Restricted Stock Units) without consideration, and such Restricted Stock Units (or Shares) will be of no further force and effect. "Restrictive Agreement" shall mean any agreement between the Company or any Subsidiary and the Grantee that contains non-competition, non-solicitation, non-hire, non-disparagement, or confidentiality restrictions applicable to the Grantee.

(c) **Other Remedies.** The Grantee specifically acknowledges and agrees that its remedies under this Section 6 shall not prevent the Company or any Subsidiary from seeking injunctive or other equitable relief in connection with the Grantee's breach of any Restrictive Agreement. In the event that the provisions of this Section 6 should ever be deemed to exceed the limitation provided by applicable law, then the Grantee and the Company agree that such provisions shall be reformed to set forth the maximum limitations permitted.

7. No Rights as Stockholder; Dividend Equivalent Rights.

The Grantee shall have no rights as a stockholder with respect to the Shares covered by the Restricted Stock Units until the effective date of issuance of the Shares and the entry of the Grantee's name as a shareholder of record on the books of the Company following delivery of the Shares in settlement of the Restricted Stock Units.

The Grantee shall not be entitled to receive any dividends with respect to the RSUs unless and until such RSUs become vested. During the Performance Period, during any period between the expiration of the Performance Period and the Measurement Date, and during any period during which the RSUs are vested but not yet settled, if and when any dividends are declared on Shares, on the date such dividend is paid, the Company will credit to a bookkeeping account (the "Account") maintained by the Company (or a third party on behalf of the Company) for the Grantee's benefit an amount equal to the amount of such dividend that would have been paid on the same number of RSUs that are unvested and outstanding pursuant to this Award Agreement as of the record date of such dividend. Such credited amount shall be subject to the vesting and forfeiture provisions applicable to the RSUs to which such credited amount relates, as set forth this Award Agreement. Any credited amount that becomes vested as set forth herein, will be payable at the same time as Shares are otherwise delivered upon the settlement of the vested RSUs, if any, to which the credited amounts relate as set forth in this Award Agreement and will be payable in cash or stock, in the sole discretion of the Committee as determined at the time of payment.

8. Taxation Upon Settlement of the Restricted Stock Units; Tax Withholding; Parachute Tax Provisions

The Grantee understands that the Grantee will recognize income, for Federal, state and local income tax purposes, as applicable, in respect of the vesting and/or settlement of the Restricted Stock Units. The acceptance of the Shares by the Grantee shall constitute an agreement by the Grantee to report such income in accordance with then applicable law and to cooperate with

Company and its subsidiaries in establishing the amount of such income and corresponding deduction to the Company and/or its subsidiaries for its income tax purposes.

The Grantee is responsible for all tax obligations that arise as a result of the vesting and settlement of the Restricted Stock Units. The Company may withhold from any amount payable to the Grantee an amount sufficient to cover any Federal, state or local withholding taxes which may become required with respect to such vesting and settlement or take any other action it deems necessary to satisfy any income or other tax withholding requirements as a result of the vesting and settlement of the Restricted Stock Units. The Company shall have the right to require the payment of any such taxes and require that the Grantee, or the Grantee's beneficiary, to furnish information deemed necessary by the Company to meet any tax reporting obligation as a condition to delivery of any Shares pursuant to settlement of the Restricted Stock Units. The Grantee may pay his or her

withholding tax obligation in connection with the vesting and settlement of the Restricted Stock Units, by making a cash payment to the Company. In addition, the Committee, in its sole discretion, may allow the Grantee, to pay his or her withholding tax obligation in connection with the vesting and settlement of the Restricted Stock Units, by (x) having withheld a portion of the Shares then issuable to him or her upon settlement of the Restricted Stock Units or (z) surrendering Shares that have been held by the Grantee for at least six (6) months (or such lesser period as may be permitted by the Committee) prior to the settlement of the Restricted Stock Units, in each case having an aggregate Fair Market Value equal to the withholding taxes.

In connection with the grant of the Restricted Stock Units, the parties wish to memorialize their agreement regarding the treatment of any potential golden parachute payments as set forth in Exhibit A attached hereto.

9. Securities Laws

(a) Upon the acquisition of any Shares pursuant to the settlement of the Restricted Stock Units, the Grantee will make such written representations, warranties, and agreements as the Committee may reasonably request in order to comply with securities laws or with this Award Agreement. Grantee hereby agrees not to offer, sell or otherwise attempt to dispose of any Shares issued to the Grantee upon settlement of the Restricted Stock Units in any way which would: (x) require the Company to file any registration statement with the Securities and Exchange Commission (or any similar filing under state law or the laws of any other county) or to amend or supplement any such filing or (y) violate or cause the Company to violate the Securities Act of 1933, as amended, the Securities Exchange Act of 1934, as amended, the rules and regulations promulgated thereunder, or any other Federal, state or local law, or the laws of any other country. The Company reserves the right to place restrictions on any Shares the Grantee may receive as a result of the settlement of the Restricted Stock Units.

(b) Notwithstanding anything to the contrary herein, in the event that (i) the Grantee is subject to the Company's insider trading policy, including any policy permitting officers and directors to sell Shares only during certain "window" periods, in effect from time to time (collectively, the "Policy") or the Grantee is otherwise prohibited from selling Shares in the public market and any Shares underlying the Grantee's Restricted Stock Units are scheduled to be delivered on a settlement date (the "Original Settlement Date") that (A) does not occur during an open "window

period" applicable to the Grantee or on a day on which the Grantee is permitted to sell Shares underlying any portion of the Restricted Stock Units that has vested pursuant to a written plan that meets the requirements of Rule 10b5-1 under the Exchange Act, as determined by the Company in accordance with the Policy, as applicable, or (B) does not occur on a date when the Grantee is otherwise permitted to sell Shares on the open market, and (ii) the Company elects not to satisfy the Grantee's tax withholding obligations by withholding Shares from the Grantee's distribution, then such Shares shall not be delivered on such Original Distribution Date and shall instead be delivered, as applicable, on (x) the first business day of the next occurring open "window period" applicable to the Grantee pursuant to the Policy, or (y) the next business day on which the Grantee is not otherwise prohibited from selling Shares in the open market, but in no event later than March 15th of year following the year in which the Restricted Stock Units vest.

10. Modification, Amendment, and Termination of Restricted Stock Units

This Award Agreement may not be modified, amended, terminated and no provision hereof may be waived in whole or in part except by a written agreement signed by the Company and the Grantee and no modification shall, without the consent of the Grantee, alter to the Grantee's material detriment or materially impair any rights of the Grantee under this Award Agreement except to the extent permitted under the Plan.

11. Notices

Unless otherwise provided herein, any notices or other communication given or made pursuant to the Notice, this Award Agreement or the Plan shall be in writing and shall be deemed to have been duly given (i) as of the date delivered, if personally delivered (including receipted courier service) or overnight delivery service, with confirmation of receipt; (ii) on the date the delivering party receives confirmation, if delivered by facsimile to the number indicated or by email to the address indicated or through an electronic administrative system designated by the Company; (iii) one (1) business day after being sent by reputable commercial overnight delivery service courier, with confirmation of receipt; or (iv) three (3) business days after being mailed by registered or certified mail, return receipt requested, postage prepaid and addressed to the intended recipient as set forth below:

- (a) If to the Company at the address below:
Broadstone Net Lease, Inc.
207 High Point Drive, Suite 300
Victor, NY 14564
Attn: General Counsel

(b) If to the Grantee, at the most recent address, facsimile number or email contained in the Company's records.

12. Award Agreement Subject to Plan and Applicable Law

This Award Agreement is made pursuant to the Plan and shall be interpreted to comply therewith. A copy of the Plan is attached hereto. Any provision of this Award Agreement inconsistent with the Plan shall be considered void and replaced with the applicable provision of the Plan. The Plan shall control in the event there shall be any conflict between the Plan, the Notice, and this Award Agreement, and it shall control as to any matters not contained in this Award Agreement. The Committee shall have authority to make constructions of this Award Agreement, and to correct any defect or supply any omission or reconcile any inconsistency in this Award Agreement, and to prescribe rules and regulations relating to the administration of this Award and other Awards granted under the Plan.

This Award Agreement shall be governed by the laws of the State of Maryland, without regard to the conflicts of law principles thereof, and subject to the exclusive jurisdiction of the courts therein. The Grantee hereby consents to personal jurisdiction in any action brought in any court, federal or state, within the State of New York having subject matter jurisdiction in the matter.

13. Section 409A

The Restricted Stock Units are intended to be exempt from Section 409A of the Internal Revenue Code of 1986, as amended (the "Code") and, accordingly, to the maximum extent permitted, this Award Agreement shall be interpreted to be exempt from Section 409A of the Code or, if not exempt, in compliance therewith. Nothing contained herein shall constitute any representation or warranty by the Company regarding compliance with Section 409A of the Code. The Company shall have no obligation to take any action to prevent the assessment of any additional income tax, interest or penalties under Section 409A of the Code on any Person and the Company, its Subsidiaries and Affiliates, and each of their respective employees and representatives, shall have no liability to the Grantee with respect thereto.

14. Headings and Capitalized Terms

Unless otherwise provided herein, capitalized terms used herein that are defined in the Plan and not defined herein shall have the meanings set forth in the Plan. Headings are for convenience only and are not deemed to be part of this Award Agreement. Unless otherwise indicated, any reference to a Section herein is a reference to a Section of this Award Agreement.

15. Severability and Reformation

If any provision of this Award Agreement shall be determined by a court of law of competent jurisdiction to be unenforceable for any reason, such unenforceability shall not affect the enforceability of any of the remaining provisions hereof; and this Award Agreement, to the fullest extent lawful, shall be reformed and construed as if such unenforceable provision, or part thereof, had never been contained herein, and such provision or part thereof shall be reformed or construed so that it would be enforceable to the maximum extent legally possible.

16. Binding Effect

This Award Agreement shall be binding upon the parties hereto, together with their personal executors, administrator, successors, personal representatives, heirs and permitted assigns.

17. Entire Agreement

This Award Agreement, together with the Plan, supersedes all prior written and oral agreements and understandings among the parties as to its subject matter and constitutes the entire agreement of the parties with respect to the subject matter hereof. If there is any conflict between the Notice, this Award Agreement and the Plan, then the applicable terms of the Plan shall govern.

18. Waiver

Waiver by any party of any breach of this Award Agreement or failure to exercise any right hereunder shall not be deemed to be a waiver of any other breach or right whether or not of the same or a similar nature. The failure of any party to take action by reason of such breach or to exercise any such

right shall not deprive the party of the right to take action at any time while or after such breach or condition giving rise to such rights continues.

Schedule 1

(a) Subject to the provisions of the Award Agreement, the number of RSUs subject to this Award that will be vested and earned, if the service conditions are met, will be determined, based on the Total Shareholder Return ("TSR") of the Company relative to the TSR of the Peer Group (as defined below) over the Performance Period and applying a modifier if the absolute TSR of the Company is negative over the Performance Period, in accordance with payout schedule set forth below.

(b) The number of RSUs to vest will be determined based on the application of clauses (i) and (ii) below:

- (i) Company performance against the applicable Peer Group as set forth below, with achievement between the stated percentage reaching 50% payout level) being interpolated on a straight-line basis:

Company's Percentile Rank as compared to applicable comparator group	Percentage of Target RSUs Vesting
Less than 30 th percentile	0%
30 th percentile	50%
55 th percentile	100%
80 th percentile	200%

- (ii) In the event that the Company has achieved a percentile rank based on relative TSR for the Performance Period of at least the 55th percentile, but the absolute TSR of the Company is negative for the Performance Period, the "Percentage of Target RSUs Vesting" as determined in accordance with clause (i) above will be reduced by 25%; *provided, however*, that in no event will the application of such reduction result in a "Percentage of Target RSU Vesting" of less than 100% (target).

(c) Promptly following the completion of the Performance Period (and no later than sixty (60) days following the end of the Performance Period), the Committee will review and certify (i) what percentile rank of relative TSR has been achieved for the Performance Period, (ii) the absolute TSR of the Company for the Performance Period, and (iii) the number of RSUs that will become vested for each Participant, if any, subject to the terms of this Agreement. TSR shall be measured for each of the Company and the Peer Group based on the percentage appreciation (positive or negative) in the Fair Market Value of one share over the Performance Period, assuming the reinvestment of dividends on the ex-dividend date.

(d) For purposes of this Agreement, the term "Peer Group" shall mean (x) in respect of 50% of the target number of RSUs, the MSCI US REIT Index on a non-weighted basis; and (y) in respect to 50% of the target number of RSUs, the peer companies set forth on Schedule 2. The companies consisting of the applicable Peer Group will be subject to the discretion of the Committee to make adjustments to recognize special or non-recurring situations or circumstances with respect to the Company or any other company in the Peer Group for any year in the

Performance Period, including, but not limited to, merger and acquisition activity, a spin-off/divestiture, or bankruptcy.

(e) The vesting of the number of RSUs considered earned in accordance with this Schedule and Section 3 of the Award Agreement shall occur on the Measurement Date (i.e., date the Committee makes its determinations of performance achievement), subject to the Grantee's continued service with the Company or any of its Subsidiaries through such date and the terms and conditions of the Award Agreement.

(f) All determinations by the Committee shall be final, conclusive and binding on the Grantee, and on all other persons, to the maximum extent permitted by law.

Schedule 2

Performance Peer Group

As determined by the Compensation Committee at the time of grant.

Exhibit A

PARACHUTE TAX PROVISIONS

This Exhibit A sets forth the terms and provisions applicable to the Grantee pursuant to the provisions of Section 8 of the Award Agreement. This Exhibit A shall be subject in all respects to the terms and conditions of the Award Agreement.

(a) To the extent that the Grantee, would otherwise be eligible to receive a payment or benefit pursuant to the terms of this Award Agreement, any employment or other agreement with the Company or any Subsidiary or otherwise in connection with, or arising out of, the Grantee's employment with the Company or any Subsidiary or a change in ownership or effective control of the Company or of a substantial portion of its assets (any such payment or benefit, a "Parachute Payment"), that a nationally recognized United States public accounting firm selected by the Company (the "Accountants") determines, but for this sentence would be subject to excise tax imposed by Section 4999 of the Code (the "Excise Tax"), subject to clause (c) below, then the Company shall pay to the Grantee whichever of the following two alternative forms of payment would result in the Grantee's receipt, on an after-tax basis, of the greater amount of the Parachute Payment notwithstanding that all or some portion of the Parachute Payment may be subject to the Excise Tax: (1) payment in full of the entire amount of the Parachute Payment (a "Full Payment"), or (2) payment of only a part of the Parachute Payment so that the Grantee receives the largest payment possible without the imposition of the Excise Tax (a "Reduced Payment").

(b) If a reduction in the Parachute Payment is necessary pursuant to clause (a), then the reduction shall occur in the following order: (1) cancellation of acceleration of vesting on any equity awards for which the exercise price exceeds the then fair market value of the underlying equity; (2) reduction of cash payments (with such reduction being applied to the payments in the reverse order in which they would otherwise be made, that is, later payments shall be reduced before earlier payments); and (3) cancellation of acceleration of vesting of equity awards not covered under (1) above; provided, however, that in the event that acceleration of vesting of equity awards is to be cancelled, acceleration of vesting of full value awards shall be cancelled before acceleration of options and stock appreciation rights and within each class such acceleration of vesting shall be cancelled in the reverse order of the date of grant of such equity awards, that is, later equity awards shall be canceled before earlier equity awards; and provided, further, that to the extent permitted by Code Section 409A and Sections 280G and 4999 of the Code, if a different reduction procedure would be permitted without violating Code Section 409A or losing the benefit of the reduction under Sections 280G and 4999 of the Code, the Grantee may designate a different order of reduction.

(c) For purposes of determining whether any of the Parachute Payments (collectively the "Total Payments") will be subject to the Excise Tax and the amount of such Excise Tax, (i) the Total Payments shall be treated as "parachute payments" within the meaning of Section 280G(b)(2) of the Code, and all "parachute payments" in excess of the "base amount" (as defined under Section 280G(b)(3) of the Code) shall be treated as subject to the Excise Tax, unless and except to the extent that, in the opinion of the Accountants, such Total Payments (in whole or in part): (1) do not constitute "parachute payments," including giving effect to the recalculation of

stock options in accordance with Treasury Regulation Section 1.280G-1, Q&A 33, (2) represent reasonable compensation for services actually rendered within the meaning of Section 280G(b)(4) of the Code in excess of the “base amount” or (3) are otherwise not subject to the Excise Tax, and (ii) the value of any non-cash benefits or any deferred payment or benefit shall be determined by the Accountants in accordance with the principles of Section 280G of the Code.

(d) All determinations hereunder shall be made by the Accountants, which determinations shall be final and binding upon the Company and the Grantee.

(e) The federal tax returns filed by the Grantee (and any filing made by a consolidated tax group which includes the Company) shall be prepared and filed on a basis consistent with the determination of the Accountants with respect to the Excise Tax payable by the Grantee. The Grantee shall make proper payment of the amount of any Excise Tax, and at the request of the Company, provide to the Company true and correct copies (with any amendments) of his or her federal income tax return as filed with the Internal Revenue Service, and such other documents reasonably requested by the Company, evidencing such payment (provided that the Grantee may delete information unrelated to the Parachute Payment or Excise Tax and provided, further that the Company at all times shall treat such returns as confidential and use such return only for purpose contemplated by this paragraph).

(f) In the event of any controversy with the Internal Revenue Service (or other taxing authority) with regard to the Excise Tax, the Grantee shall permit the Company to control issues related to the Excise Tax (at its expense), provided that such issues do not potentially materially adversely affect the Grantee but the Grantee shall control any other issues. In the event that the issues are interrelated, the Grantee and the Company shall in good faith cooperate so as not to jeopardize resolution of either issue. In the event of any conference with any taxing authority as to the Excise Tax or associated income taxes, the Grantee shall permit the representative of the Company to accompany the Grantee, and the Grantee and his representative shall cooperate with the Company and its representative.

(g) The Company shall be responsible for all charges of the Accountants.

(h) The Company and the Grantee shall promptly deliver to each other copies of any written communications, and summaries of any verbal communications, with any taxing authority regarding the Excise Tax covered by this Exhibit A.

(i) Nothing in this Exhibit A is intended to violate the Sarbanes-Oxley Act of 2002 and to the extent that any advance or repayment obligation hereunder would do so, such obligation shall be modified so as to make the advance a nonrefundable payment to the Grantee and the repayment obligation null and void.

(j) Notwithstanding the foregoing, any payment or reimbursement made pursuant to this Exhibit A shall be paid to the Grantee promptly and in no event later than the end of the calendar year next following the calendar year in which the related tax is paid by the Grantee or where no taxes are required to be remitted, the end of the Grantee's calendar year following the

Grantee's calendar year in which the audit is completed or there is a final and nonappealable settlement or other resolution of the litigation.

(k) The provisions of this Exhibit A shall survive the termination of the Grantee's employment with the Company or any Subsidiary for any reason and the termination of the Award Agreement.

Exhibit 21.1

Subsidiary	State of Incorporation or Formation
99 Garnsey Road Associates II, LLC	NY
AGNL Avionics Abbotsford Nominee ULC	Canada
BNL PW, LLC	NY
BNL TB, LLC	NY
Brick Holdings I, Inc.	DE
Brick Holdings II, Inc.	DE
Broadstone AAP East, LLC	NY
Broadstone AAP Portfolio, LLC	NY
Broadstone ABCS Oklahoma, LLC	NY
Broadstone AC Wisconsin, LLC	NY
Broadstone ACW Wisconsin, LLC	NY
Broadstone ADB Ohio, LLC	NY
Broadstone ADTB Rochester, LLC	DE
Broadstone AHF Portfolio, LLC	NY
Broadstone ALH Texas, LLC	NY
Broadstone AMG Illinois, LLC	NY
Broadstone APLB BrunsWick, LLC	NY
Broadstone APLB Jacksonville, LLC	NY
Broadstone APLB Minnesota, LLC	NY
Broadstone APLB Utah LLC	NY
Broadstone APLB Wisconsin, LLC	NY
Broadstone APM Florida, LLC	NY
Broadstone AQG Indiana, LLC	NY
Broadstone AS Portfolio, LLC	NY
Broadstone ASH Arkansas, LLC	NY
Broadstone ATI Massachusetts, LLC	DE
Broadstone August Family Upreit OH PA, LLC	NY
Broadstone AVF Illinois, LLC	NY
Broadstone AVF Michigan, LLC	NY
Broadstone BB Portfolio, LLC	NY
Broadstone BCI Iowa, LLC	NY
Broadstone BCI PA, LLC	NY
Broadstone BEC Texas, LLC	NY
Broadstone BEF Portfolio, LLC	NY
Broadstone BER East, LLC	NY
Broadstone BFC Maryland LLC	NY
Broadstone BH Alabama, LLC	NY
Broadstone BI South, LLC	NY
Broadstone BJWC Massachusetts, LLC	NY
Broadstone BK Emporia, LLC	NY
Broadstone BNR Arizona, LLC	NY
Broadstone BP Kansas, LLC	NY
Broadstone BPC Ohio, LLC	NY
Broadstone BPC Pittsburgh, LLC	NY
Broadstone BPS Montana, LLC	NY
Broadstone BT South, LLC	NY
Broadstone BW Appalachia, LLC	NY
Broadstone BW Arkansas, LLC	NY

Broadstone BW Wings South, LLC	NY
Broadstone CA Canada, LLC	DE
Broadstone CA Holdings, LLC	DE
Broadstone Cable, LLC	NY
Broadstone Camping Texas, LLC	NY
Broadstone CC Austin, LLC	NY
Broadstone CC New Orleans, LLC	NY
Broadstone CC Portfolio, LLC	NY
Broadstone CCP Virginia, LLC	NY
Broadstone CF Georgia, LLC	NY
Broadstone CG Georgia, LLC	NY
Broadstone CG Indiana, LLC	NY
Broadstone CHR Illinois, LLC	NY
Broadstone CI West, LLC	NY
Broadstone CLE Illinois, LLC	NY
Broadstone CM Florida, LLC	NY
Broadstone CMH Illinois, LLC	NY
Broadstone CMM Colorado, LLC	NY
Broadstone CPN North Carolina, LLC	NY
Broadstone CPS Ohio, LLC	NY
Broadstone CQ Illinois, LLC	NY
Broadstone CSB Minnesota, LLC	NY
Broadstone Cvp Virginia, LLC	NY
Broadstone CW Nevada, LLC	NY
Broadstone CWP Michigan, LLC	NY
Broadstone DF Georgia, LLC	NY
Broadstone DG Northeast, LLC	NY
Broadstone DG South, LLC	NY
Broadstone DG West, LLC	NY
Broadstone DHCP VA AL, LLC	NY
Broadstone DI Portfolio, LLC	NY
Broadstone DMC Wisconsin, LLC	NY
Broadstone DQ Virginia, LLC	NY
Broadstone EA Ohio, LLC	NY
Broadstone Ea Pennsylvania, LLC	NY
Broadstone EC Portfolio, LLC	NY
Broadstone EH Illinois, LLC	NY
Broadstone EHA Florida, LLC	NY
Broadstone Employee Sub, LLC	NY
Broadstone EO Birmingham I, LLC	NY
Broadstone EO Birmingham II, LLC	NY
Broadstone EO North Carolina, LLC	NY
Broadstone ETI Portfolio, LLC	NY
Broadstone Evh Vermont, LLC	NY
Broadstone EWD Illinois, LLC	NY
Broadstone FC Portage, LLC	NY
Broadstone FD Portfolio I, LLC	NY
Broadstone FD Portfolio II, LLC	NY
Broadstone FD West Columbia, LLC	NY
Broadstone FDDT, LLC	NY

Broadstone FDT Wisconsin, LLC	NY
Broadstone FHS Texas, LLC	NY
Broadstone Filter, LLC	NY
Broadstone FIT Florida, LLC	NY
Broadstone FKC Louisiana, LLC	NY
Broadstone FKC Minnesota, LLC	NY
Broadstone FMAS Mississippi, LLC	NY
Broadstone FR Portfolio, LLC	NY
Broadstone FSLY Maryland, LLC	NY
Broadstone GCSC Florida, LLC	NY
Broadstone GDMS Massachusetts, LLC	NY
Broadstone GHS South Carolina, LLC	NY
Broadstone GLG Missouri, LLC	NY
Broadstone HBC Arizona, LLC	NY
Broadstone HC California, LLC	NY
Broadstone HFO Michigan, LLC	NY
Broadstone HHH Texas, LLC	NY
Broadstone HHP Pennsylvania, LLC	NY
Broadstone HI Illinois, LLC	NY
Broadstone HLC Midwest, LLC	NY
Broadstone HLM Ohio, LLC	NY
Broadstone HMC Washington, LLC	NY
Broadstone Home Nc, LLC	NY
Broadstone Home Texas, LLC	NY
Broadstone ICW Portfolio, LLC	NY
Broadstone IKGTX, LLC	NY
Broadstone IPI Illinois, LLC	NY
Broadstone IS Houston, LLC	NY
Broadstone IT Portfolio, LLC	NY
Broadstone ITI Pennsylvania, LLC	NY
Broadstone IUH Indiana, LLC	NY
Broadstone IVRO CA, LLC	NY
Broadstone JAX Portfolio, LLC	NY
Broadstone JBL California, LLC	NY
Broadstone JFR Portfolio, LLC	NY
Broadstone JI Portfolio, LLC	NY
Broadstone JLC Missouri, LLC	NY
Broadstone JRA Michigan, LLC	NY
Broadstone JTR Portfolio, LLC	NY
Broadstone KBC Portfolio, LLC	NY
Broadstone KFC Chicago, LLC	NY
Broadstone Kinston, LLC	NY
Broadstone KKD Portfolio, LLC	NY
Broadstone Kkmc Portfolio, LLC	NY
Broadstone KNG Oklahoma, LLC	NY
Broadstone Kp Alabama, LLC	NY
Broadstone LCA Tampa, LLC	NY
Broadstone LE Portfolio, LLC	NY
Broadstone LGC Northeast, LLC	NY
Broadstone Liverpool Portfolio, LLC	NY

Broadstone LW PA, LLC	NY
Broadstone Manatee FI, LLC	NY
Broadstone MB Louisiana, LLC	NY
Broadstone MCW Wisconsin, LLC	NY
Broadstone MD Oklahoma, LLC	NY
Broadstone Med Florida, LLC	NY
Broadstone MFAC Ohio, LLC	NY
Broadstone MFEC Florida, LLC	NY
Broadstone MGK Minnesota, LLC	NY
Broadstone MHH Michigan, LLC	NY
Broadstone Mid America Indiana, LLC	NY
Broadstone MNB Nebraska, LLC	NY
Broadstone Mountain Burlington Limited Partnership	Canada - BC
Broadstone Mountain Calgary Limited Partnership	Canada - BC
Broadstone Mountain GP Ltd.	Canada - BC
Broadstone Mountain North York Limited Partnership	Canada - BC
Broadstone Mountain Ottawa Limited Partnership	Canada - BC
Broadstone Mountain Portfolio Ltd.	Canada - BC
Broadstone Mountain Vancouver Limited Partnership	Canada - BC
Broadstone Mountain Winnipeg Limited Partnership	Canada - BC
Broadstone MPC ND, LLC	NY
Broadstone MPH Michigan, LLC	NY
Broadstone MS Minnesota, LLC	NY
Broadstone MS Texas, LLC	NY
Broadstone MSC Florida, LLC	NY
Broadstone MV Portfolio, LLC	NY
Broadstone MW Texas, LLC	NY
Broadstone Ned Portfolio, LLC	NY
Broadstone Net Lease Acquisitions, LLC	NY
Broadstone Net Lease Trs, LLC	NY
Broadstone Net Lease, Inc.	MD
Broadstone Net Lease, LLC	NY
Broadstone NF Minnesota, LLC	NY
Broadstone NI North Carolina, LLC	NY
Broadstone NIC Pennsylvania, LLC	NY
Broadstone NRS Michigan, LLC	NY
Broadstone NSC Texas, LLC	NY
Broadstone NVLX Portfolio, LLC	NY
Broadstone Octa Indiana, LLC	NY
Broadstone OLL New York, LLC	NY
Broadstone OP Ohio, LLC	NY
Broadstone PA Texas, LLC	NY
Broadstone PC Michigan, LLC	NY
Broadstone PCI Wisconsin, LLC	NY
Broadstone Pearl Portfolio III, LLC	NY
Broadstone Pearl, LLC	NY
Broadstone PFS New Jersey, LLC	DE
Broadstone PHS Washington, LLC	NY

Broadstone PIC Illinois, LLC	NY
Broadstone PIH CA, LLC	NY

Broadstone Plumbing TX, LLC	NY
Broadstone PMI Portfolio, LLC	NY
Broadstone PP Arkansas, LLC	NY
Broadstone PRGS Portfolio, LLC	NY
Broadstone PSM Michigan, LLC	NY
Broadstone PV California, LLC	NY
Broadstone PVC MA, LLC	NY
Broadstone QC Texas, LLC	NY
Broadstone RA California, LLC	NY
Broadstone RBC Portfolio, LLC	NY
Broadstone RC MN, LLC	NY
Broadstone RCS Texas, LLC	NY
Broadstone Renal Tennessee, LLC	NY
Broadstone REV New Jersey, LLC	NY
Broadstone RHI Virginia, LLC	NY
Broadstone RL Portfolio, LLC	NY
Broadstone RM Missouri, LLC	NY
Broadstone Roller, LLC	NY
Broadstone RTC Portfolio, LLC	NY
Broadstone Sb Oklahoma, LLC	NY
Broadstone SC Elgin, LLC	NY
Broadstone SC Illinois, LLC	NY
Broadstone SCV Arizona, LLC	NY
Broadstone SEC North Carolina, LLC	NY
Broadstone SF Minnesota, LLC	NY
Broadstone SLH Minnesota, LLC	NY
Broadstone SN Colorado, LLC	NY
Broadstone SNC OK TX, LLC	NY
Broadstone SNI East, LLC	NY
Broadstone SNI Greenwich, LLC	NY
Broadstone SOE Raleigh, LLC	NY
Broadstone SP Wisconsin, LLC	NY
Broadstone Sports Portfolio, LLC	NY
Broadstone SPS Utah, LLC	NY
Broadstone SSH California, LLC	NY
Broadstone ST Texas, LLC	NY
Broadstone STI Minnesota, LLC	NY
Broadstone STS California, LLC	NY
Broadstone SW Mississippi, LLC	NY
Broadstone TA Tennessee, LLC	NY
Broadstone TB Augusta Pensacola, LLC	NY
Broadstone TB Jacksonville, LLC	NY
Broadstone TB Northwest, LLC	NY
Broadstone TB Ozarks, LLC	NY
Broadstone TB Southeast, LLC	NY

Broadstone TB TN, LLC	DE
Broadstone TF Oklahoma, LLC	NY
Broadstone TH North Dakota, LLC	NY
Broadstone TPR Texas, LLC	NY
Broadstone TR Florida, LLC	NY

Broadstone TRH Texas, LLC	NY
Broadstone TRP Indiana, LLC	NY
Broadstone TRS Arizona, LLC	NY
Broadstone TRS East, LLC	NY
Broadstone TRS Kentucky, LLC	NY
Broadstone TRS Mississippi, LLC	NY
Broadstone TRS New Mexico, LLC	NY
Broadstone TRS Orangeburg, LLC	NY
Broadstone TRS Portfolio 2, LLC	NY
Broadstone TRS Portfolio, LLC	NY
Broadstone TRS Texas, LLC	NY
Broadstone TSC Tennessee, LLC	NY
Broadstone Tsc Texas, LLC	NY
Broadstone USMM Michigan, LLC	NY
Broadstone USPO Portfolio, LLC	NY
Broadstone UW Kentucky, LLC	NY
Broadstone Vah Illinois, LLC	NY
Broadstone VW Tennessee, LLC	NY
Broadstone WFM Sterling, LLC	DE
Broadstone WG Southeast, LLC	NY
Broadstone WGR Wisconsin, LLC	NY
Broadstone WH Texas, LLC	NY
Broadstone WI Alabama, LLC	NY
Broadstone WI Appalachia, LLC	NY
Broadstone WI East, LLC	NY
Broadstone WI Great Plains, LLC	NY
Broadstone WI MT ND, LLC	NY
Broadstone WRK California, LLC	NY
Broadstone WS Iowa, LLC	NY
Broadstone Xela Texas, LLC	NY
Broadstone ZCW Portfolio, LLC	NY
Cf Alpha & Golf Ks Propco LLC	DE
Cf Alpha & Golf Ma Propco LLC	DE
Eire Rochester Florida II L.L.C.	FL
GRC Durham, LLC	DE
GRC LI TX, LLC	DE
Hickory Drive Holdings, LLC	DE
NWR Realty LLC	WA
TB Tampa Real Estate, LLC	NY
Unity Ridgeway, LLC	NY

CONSENT OF INDEPENDENT REGISTERED PUBLIC ACCOUNTING FIRM

We consent to the incorporation by reference in Registration Statement No. 333-248946 on Form S-8 and Registration Statement Nos. 333-254490 333-279115 and 333-257317 333-279117 on Form S-3 of our reports dated February 22, 2024 February 20, 2025, relating to the financial statements of Broadstone Net Lease, Inc. and the effectiveness of Broadstone Net Lease, Inc.'s internal control over financial reporting appearing in this Annual Report on Form 10-K for the year ended December 31, 2023 December 31, 2024.

/s/ Deloitte & Touche LLP

Rochester, New York

February 22, 2024 20, 2025

**CERTIFICATION OF CHIEF EXECUTIVE OFFICER
PURSUANT TO SECTION 302 OF THE SARBANES-OXLEY ACT OF 2002
(Rule 13a-14(a)/15d-14(a) Certification)**

I, John D. Moragne, certify that:

1. I have reviewed this Annual Report on Form 10-K of Broadstone Net Lease, Inc. for the year ended December 31, 2023 December 31, 2024;
2. Based on my knowledge, this report does not contain any untrue statement of a material fact or omit to state a material fact necessary to make the statements made, in light of circumstances under which such statements were made, not misleading with respect to the period covered by this report;
3. Based on my knowledge, the financial statements, and other financial information included in this report, fairly present in all material respects the financial condition, results of operations and cash flows of the registrant as of, and for, the periods presented in this report;
4. The registrant's other certifying officer and I are responsible for establishing and maintaining disclosure controls and procedures (as defined in Exchange Act Rules 13a-15(e) and 15d-15(e)) and internal control over financial reporting (as defined in Exchange Act Rules 13a-15(f) and 15d-15(f)) for the registrant and have:
 - (a) Designed such disclosure controls and procedures, or caused such disclosure controls and procedures to be designed under our supervision, to ensure that material information relating to the registrant, including its consolidated subsidiaries, is made known to us by others within those entities, particularly during the period in which this report is being prepared;
 - (b) Designed such internal control over financial reporting, or caused such internal control over financial reporting to be designed under our supervision, to provide reasonable assurance regarding the reliability of financial reporting and the preparation of financial statements for external purposes in accordance with generally accepted accounting principles;

- (c) Evaluated the effectiveness of the registrant's disclosure controls and procedures and presented in this report our conclusions about the effectiveness of the disclosure controls and procedures, as of the end of the period covered by this report based on such evaluation; and
 - (d) Disclosed in this report any change in the registrant's internal control over financial reporting that occurred during the registrant's most recent fiscal quarter (the registrant's fourth fiscal quarter in the case of an annual report) that has materially affected, or is reasonably likely to materially affect, the registrant's internal control over financial reporting; and
5. The registrant's other certifying officer and I have disclosed, based on our most recent evaluation of internal control over financial reporting, to the registrant's auditors and the committee of the registrant's board of directors (or persons performing the equivalent functions):
- (a) All significant deficiencies and material weaknesses in the design or operation of internal control over financial reporting which are reasonably likely to adversely affect the registrant's ability to record, process, summarize and report financial information; and
 - (b) Any fraud, whether or not material, that involves management or other employees who have a significant role in the registrant's internal control over financial reporting

Date: February 22, 2024 February 20, 2025

/s/ John D. Moragne
 John D. Moragne
 Chief Executive Officer
 (Principal Executive Officer)

EXHIBIT 31.2

CERTIFICATION OF CHIEF FINANCIAL OFFICER PURSUANT TO SECTION 302 OF THE SARBANES-OXLEY ACT OF 2002 (Rule 13a-14(a)/15d-14(a) Certification)

I, Kevin M. Fennell, certify that:

1. I have reviewed this Annual Report on Form 10-K of Broadstone Net Lease, Inc. for the year ended December 31, 2023 December 31, 2024;
2. Based on my knowledge, this report does not contain any untrue statement of a material fact or omit to state a material fact necessary to make the statements made, in light of the circumstances under which such statements were made, not misleading with respect to the period covered by this report;
3. Based on my knowledge, the financial statements, and other financial information included in this report, fairly present in all material respects the financial condition, results of operations and cash flows of the registrant as of, and for, the periods presented in this report;
4. The registrant's other certifying officer and I are responsible for establishing and maintaining disclosure controls and procedures (as defined in Exchange Act Rules 13a-15(e) and 15d-15(e)) and internal control over financial reporting (as defined in Exchange Act Rules 13a-15(f) and 15d-15(f)) for the registrant and have:
 - (a) Designed such disclosure controls and procedures, or caused such disclosure controls and procedures to be designed under our supervision, to ensure that material information relating to the registrant, including its consolidated subsidiaries, is made known to us by others within those entities, particularly during the period in which this report is being prepared;
 - (b) Designed such internal control over financial reporting, or caused such internal control over financial reporting to be designed under our supervision, to provide reasonable assurance regarding the reliability of financial reporting and the preparation of financial statements for external purposes in accordance with generally accepted accounting principles;
 - (c) Evaluated the effectiveness of the registrant's disclosure controls and procedures and presented in this report our conclusions about the effectiveness of the disclosure controls and procedures, as of the end of the period covered by this report based on such evaluation; and
 - (d) Disclosed in this report any change in the registrant's internal control over financial reporting that occurred during the registrant's most recent fiscal quarter (the registrant's fourth fiscal quarter in the case of an annual report) that has materially affected, or is reasonably likely to materially affect, the registrant's internal control over financial reporting;

over financial reporting; and

5. The registrant's other certifying officer and I have disclosed, based on our most recent evaluation of internal control over financial reporting, to the registrant's auditors and the committee of the registrant's board of directors (or persons performing the equivalent functions):
- (a) All significant deficiencies and material weaknesses in the design or operation of internal control over financial reporting which are reasonably likely to adversely affect the registrant's ability to record, process, summarize and report financial information; and
 - (b) Any fraud, whether or not material, that involves management or other employees who have a significant role in the registrant's internal control over financial reporting

Date: February 22, 2024 February 20, 2025

/s/ Kevin M. Fennell

Kevin M. Fennell

Executive Vice President, and Chief Financial Officer and Treasurer
(Principal Financial Officer)

EXHIBIT 32.1

**CERTIFICATION OF CHIEF EXECUTIVE OFFICER
PURSUANT TO SECTION 906 OF THE SARBANES-OXLEY ACT OF 2002
(Section 1350 Certification)**

In connection with the Annual Report on Form 10-K of Broadstone Net Lease, Inc. (the "Company") for the year ended December 31, 2023 December 31, 2024 (the "Annual Report"), and pursuant to 18 U.S.C. Section 1350, as adopted pursuant to Section 906 of the Sarbanes-Oxley Act of 2002, the undersigned, John D. Moragne, Chief Executive Officer of the Company, certifies, to the best of his knowledge, that:

1. The Annual Report fully complies with the requirements of Section 13(a) or 15(d) of the Securities Exchange Act of 1934, as amended (the "Exchange Act"); and
2. The information contained in the Annual Report fairly presents, in all material respects, the financial condition and results of operations of the Company.

Date: February 22, 2024 February 20, 2025

/s/ John D. Moragne

John D. Moragne

Chief Executive Officer

(Principal Executive Officer)

The foregoing certification is being furnished solely to accompany the Annual Report pursuant to 18 U.S.C. Section 1350, and is not being filed for purposes of Section 18 of the Exchange Act, and is not to be incorporated by reference into any filing of the Company, whether made before or after the date hereof, regardless of any general incorporation language in such filing.

CERTIFICATION OF CHIEF FINANCIAL OFFICER
PURSUANT TO SECTION 906 OF THE SARBANES-OXLEY ACT OF 2002
(Section 1350 Certification)

In connection with the Annual Report on Form 10-K of Broadstone Net Lease, Inc. (the "Company") for the year ended **December 31, 2023** **December 31, 2024** (the "Annual Report"), and pursuant to 18 U.S.C. Section 1350, as adopted pursuant to Section 906 of the Sarbanes-Oxley Act of 2002, the undersigned, Kevin M Fennell, Executive Vice President and Chief Financial Officer of the Company, certifies, to the best of his knowledge, that:

1. The Annual Report fully complies with the requirements of Section 13(a) or 15(d) of the Securities Exchange Act of 1934, as amended (the "Exchange Act"); and
2. The information contained in the Annual Report fairly presents, in all material respects, the financial condition and results of operations of the Company.

Date: **February 22, 2024** **February 20, 2025**

/s/ Kevin M. Fennell

Kevin M. Fennell

Executive Vice President, **and** Chief Financial Officer **and Treasurer**
(Principal Financial Officer)

The foregoing certification is being furnished solely to accompany the Annual Report pursuant to 18 U.S.C. Section 1350, and is not being filed for purposes of Section 18 of the Exchange Act, and is not to be incorporated by reference into any filing of the Company, whether made before or after the date hereof, regardless of any general incorporation language in such filing.

Exhibit 97.1

0000950170-24-018725img48622915_0.jpg

Compensation Clawback Policy

Effective, as amended, as of October 2, 2023

1. Purpose and Scope

Broadstone Net Lease, Inc. (the "**Company**") has adopted and amended this compensation clawback policy (as amended, the "**Policy**") to comply with Section 954 of the Dodd-Frank Wall Street Reform and Consumer Protection Act of 2010 ("**Dodd-Frank**"), Section 10D of the Securities Exchange Act of 1934 (the "**Exchange Act**"), and the related listing standards of the New York Stock Exchange, which require the recovery of certain forms of executive compensation in the case of accounting restatements resulting from a material error in an issuer's financial statements. This Policy shall be administered by the Board of Directors of the Company (the "**Board**") or, if so designated by the Board, the Compensation Committee.

2. Effective Date

This Policy shall be effective as of the date it is adopted by the Board and shall apply to Incentive-Based Compensation that is approved, awarded, or granted to Covered Executives on or after the later of (i) such effective date, or (ii) the date upon which an employee becomes a Covered Executive (as defined below).

3. Covered Executives

This Policy applies to all of the Company's current and former executive officers, and such other employees who may from time to time be deemed subject to this Policy by the Board (each, a "**Covered Executive**") (including, for the avoidance of doubt, individuals who serve as an executive officer at any time during the performance period for that Incentive-Based Compensation (as defined below) that becomes subject to a clawback hereunder, if any). For purposes of this Policy, an "executive officer" means, as applicable, the Company's president, principal financial officer, principal accounting officer (or if there is no such accounting officer, the controller), any Executive Vice President, any Senior Vice President, any Vice President of the Company in charge of a principal business unit, division, or function (such as sales, administration, or finance), any other officer who performs a policy-making function, or any other officer who performs similar policy-making functions for the Company, and any other person considered to be an officer as defined in Section 401(b) of Regulation S-K (i.e., 17 CFR 229.401(b)).

4. Incentive-Based Compensation

For purposes of this Policy, the term "**Incentive-Based Compensation**" shall be deemed to include any compensation that is granted, earned, or vested, in whole or in part, in connection with a Covered Executive's employment by the Company and based upon the attainment of any financial reporting measure. Financial reporting measures include (i) measures that have been determined and presented in accordance with the accounting principles used to prepare the Company's financial statements; (ii)

1

Compensation Clawback Policy v 2.0

measures derived from such financial reporting measures, either in whole or in part; and (iii) stock price and total shareholder return. For the avoidance of doubt, Incentive-Based Compensation does not include annual salary, contributions made to any tax-qualified retirement plans, compensation awarded based on completion of a specified period of service, or compensation awarded based on subjective standards, strategic measures, or operational or other non-financial reporting measures.

5. Recovery; Accounting Restatement

In the event the Company is required to prepare an accounting restatement of its financial statements due to material noncompliance with any financial reporting requirement under the federal securities laws, including any required accounting restatement to correct an error in previously issued financial statements that is material to the previously issued financial statements, or that would result in a material misstatement if the error were corrected in the current period or left uncorrected in the current period (a "**Restatement**"), the Company shall, as promptly as it reasonably can, recover any Incentive-Based Compensation received by a Covered Executive during the three completed fiscal years immediately preceding the date on which the Company is required to prepare such Restatement (the "**Restatement Date**") and any transition period (if applicable), so long as the Incentive-Based Compensation received by such Covered Executive is in excess of what would have been awarded or vested after giving effect to the Restatement. The Restatement Date shall be the earlier of (i) the date on which the Board (or an authorized committee thereof) concludes or reasonably should have concluded that the Company is required to prepare a Restatement or (ii) the date on which a court, regulator, or other legally authorized body directs the Company to prepare a Restatement. The amount to be recovered will be the excess of the Incentive-Based Compensation paid to the Covered Executive based on the erroneous data in the original financial statements over the Incentive-Based Compensation that would have been paid to the Covered Executive had it been based on the restated results, without respect to any taxes paid. For Incentive-Based Compensation based on stock price or total shareholder return, where the amount of excess compensation is not subject to mathematical recalculation directly from the information in the Restatement, the amount will be based on a reasonable estimate of the effect of the Restatement on the stock price or total shareholder return upon which the Incentive-Based Compensation was received, and the Company will document, and provide to the New York Stock Exchange, if required, how the reasonable estimate was determined.

Subsequent changes in a Covered Executive's employment status, including retirement or termination of employment, do not affect the Company's rights to recover Incentive-Based Compensation pursuant to this Policy. For purposes of this Policy, Incentive-Based Compensation shall be deemed to have been received during the fiscal period in which the financial reporting measure specified in the award is attained, even if such Incentive-Based Compensation is paid or granted after the end of such fiscal period.

No recovery shall be required in the case of a Board determination that (i) the direct expense paid to a third party to assist in enforcing this Policy would exceed the amount to be recovered, provided that the Company made a reasonable and documented attempt to recover such amount and provided such documentation to the New York Stock Exchange or such other stock exchange on which Company stock is traded; (ii) recovery would violate home country law where that law was adopted prior to November 28, 2022; or (iii) recovery would likely cause an otherwise tax-qualified plan, under which benefits are broadly available to employees, to fail to meet the applicable requirements of the Internal Revenue Code.

2

Compensation Clawback Policy v 2.0

The Board shall determine, in its sole discretion, the method of recovering any Incentive-Based Compensation pursuant to this Policy.

6. No Indemnification

The Company shall not indemnify any current or former Covered Executive against the loss of erroneously awarded compensation, and shall not pay, or reimburse any Covered Executives for premiums, for any insurance policy to fund such executive's potential recovery obligations.

7. Notice

Before the Board determines to seek recovery pursuant to this Policy, it shall provide the Covered Executive with written notice and the opportunity to be heard at a meeting of the Board (either in person or via telephone).

8. Amendment and Interpretation

The Board may amend this Policy from time to time in its discretion, and shall amend this Policy as it deems necessary to reflect final regulations adopted by the SEC under Section 10D of the Exchange Act and to comply with any rules or standards adopted by a national securities exchange on which the Company's securities are then listed. It is intended that this Policy be interpreted in a manner that is consistent with the requirements of Section 10D of the Exchange Act and any applicable rules or standards adopted by the SEC and any national securities exchange on which the Company's securities are then listed. The Policy shall continue to remain in place during the period in which the Company has a class of securities listed on a national securities exchange or a national securities association, and any additional period of time as may be determined by the Board.

DISCLAIMER

THE INFORMATION CONTAINED IN THE REFINITIV CORPORATE DISCLOSURES DELTA REPORT™ IS A COMPARISON OF TWO FINANCIALS PERIODIC REPORTS. THERE MAY BE MATERIAL ERRORS, OMISSIONS, OR INACCURACIES IN THE REPORT INCLUDING THE TEXT AND THE COMPARISON DATA AND TABLES. IN NO WAY DOES REFINITIV OR THE APPLICABLE COMPANY ASSUME ANY RESPONSIBILITY FOR ANY INVESTMENT OR OTHER DECISIONS MADE BASED UPON THE INFORMATION PROVIDED IN THIS REPORT. USERS ARE ADVISED TO REVIEW THE APPLICABLE COMPANY'S ACTUAL SEC FILINGS BEFORE MAKING ANY INVESTMENT OR OTHER DECISIONS.

©2025, Refinitiv. All rights reserved. Patents Pending.