

REFINITIV

DELTA REPORT

10-Q

GNL - GLOBAL NET LEASE, INC.

10-Q - MARCH 31, 2024 COMPARED TO 10-Q - SEPTEMBER 30, 2023

The following comparison report has been automatically generated

TOTAL DELTAS	3341
CHANGES	440
DELETIONS	2119
ADDITIONS	782

UNITED STATES
SECURITIES AND EXCHANGE COMMISSION
Washington, D.C. 20549
FORM 10-Q

(Mark One)

☒

QUARTERLY REPORT PURSUANT TO SECTION 13 OR 15(d) OF THE SECURITIES EXCHANGE ACT OF 1934

For the quarterly period ended **September 30, 2023** **March 31, 2024**


OR

☐

TRANSITION REPORT PURSUANT TO SECTION 13 OR 15(d) OF THE SECURITIES EXCHANGE ACT OF 1934

For the transition period from _____ to _____

Commission file number: 001-37390

 image3a31.gif

Global Net Lease, Inc.

(Exact name of registrant as specified in its charter)

Maryland

45-2771978

(State or other jurisdiction of incorporation or organization)

(I.R.S. Employer Identification No.)

650 Fifth Ave., 30th Floor, New York, NY

10019

(Address of principal executive offices) (Zip Code)

Registrant's telephone number, including area code: **(212) 415-6500** **(332) 265-2020**

Former name, former address and former fiscal year, if changed since last report: Not Applicable

Securities registered pursuant to section 12(b) of the Act:

Title of each class	Trading Symbol(s)	Name of each exchange on which registered
Common Stock, \$0.01 par value per share	GNL	New York Stock Exchange
7.25% Series A Cumulative Redeemable Preferred Stock, \$0.01 par value per share	GNL PR A	New York Stock Exchange
6.875% Series B Cumulative Redeemable Perpetual Preferred Stock, \$0.01 par value per share	GNL PR B	New York Stock Exchange
7.50% Series D Cumulative Redeemable Perpetual Preferred Stock, \$0.01 par value per share	GNL PR D	New York Stock Exchange
7.375% Series E Cumulative Redeemable Perpetual Preferred Stock, \$0.01 par value per share	GNL PR E	New York Stock Exchange

Indicate by check mark whether the registrant (1) has filed all reports required to be filed by Section 13 or 15(d) of the Securities Exchange Act of 1934 during the preceding 12 months (or for such shorter period that the registrant was required to file such reports), and (2) has been subject to such filing requirements for the past 90 days. Yes ☒ No ☐

Indicate by check mark whether the registrant has submitted electronically every Interactive Data File required to be submitted pursuant to Rule 405 of Regulation S-T (§232.405 of this chapter) during the preceding 12 months (or for such shorter period that the registrant was required to submit such files). Yes ☒ No ☐

Indicate by check mark whether the registrant is a large accelerated filer, an accelerated filer, a non-accelerated filer, a smaller reporting company, or an emerging growth company. See the definitions of "large accelerated filer," "accelerated filer," "smaller reporting company," and "emerging growth company" in Rule 12b-2 of the Exchange Act.

Large accelerated filer ☒

Accelerated filer ☐

Non-accelerated filer ☐

Smaller reporting company ☐

Emerging growth company ☐

If an emerging growth company, indicate by check mark if the registrant has elected not to use the extended transition period for complying with any new or revised financial accounting standards provided pursuant to Section 13(a) of the Exchange Act. ☐

Indicate by check mark whether the registrant is a shell company (as defined in Rule 12b-2 of the Exchange Act). ☐ Yes ☒ No

As of **November 2, 2023** **May 3, 2024**, the registrant had **230,338,814** **230,383,756** shares of common stock outstanding.

GLOBAL NET LEASE, INC.

INDEX TO CONSOLIDATED FINANCIAL STATEMENTS
(Unaudited)

	Page
<u>PART I - FINANCIAL INFORMATION</u>	
<u>Item 1. Financial Statements (Unaudited)</u>	
Consolidated Balance Sheets as of September 30, 2023March 31, 2024 and December 31, 2022 December 31, 2023	2
Consolidated Statements of Operations for the Three and Nine Months Ended September 30, 2023March 31, 2024 and 2022 2023	3
Consolidated Statements of Comprehensive LossLoss for the Three and Nine Months Ended September 30, 2023March 31, 2024 and 2022 2023	4
Consolidated Statements of Changes in Equity for the Three and Nine Months Ended September 30, 2023March 31, 2024 and 2023	5
Consolidated Statements of Cash Flows for the NineThree Months Ended September 30, 2023March 31, 2024 and 2022 2023	8 7
Notes to Consolidated Financial Statements	10 9
<u>Item 2. Management's Discussion and Analysis of Financial Condition and Results of Operations</u>	50 43
<u>Item 3. Quantitative and Qualitative Disclosures About Market Risk</u>	71 59
<u>Item 4. Controls and Procedures</u>	71 59
<u>PART II - OTHER INFORMATION</u>	
<u>Item 1. Legal Proceedings</u>	73 60
<u>Item 1A. Risk Factors</u>	73 60
<u>Item 2. Unregistered Sales of Equity Securities, and Use of Proceeds, and Issuer Purchases of Equity Securities Proceeds</u>	76 60
<u>Item 3. Defaults Upon Senior Securities</u>	76 60
<u>Item 4. Mine Safety Disclosures</u>	76 60
<u>Item 5. Other Information</u>	76 60
<u>Item 6. Exhibits</u>	77 60
<u>Signatures</u>	81 62

PART I — FINANCIAL INFORMATION

Item 1. Financial Statements.

GLOBAL NET LEASE, INC.

CONSOLIDATED BALANCE SHEETS
(In thousands, except share and per share data)
(Unaudited)

	September 30, 2023	December 31, 2022		March 31, 2024	March 31, 2024	December 31, 2023
ASSETS	ASSETS					
Real estate investments, at cost	Real estate investments, at cost					
(Note 4):	(Note 4):					
Real estate investments, at cost	Real estate investments, at cost					
Real estate investments, at cost	Real estate investments, at cost					

Land			
Land			
Land	Land	\$1,432,508	\$ 494,101
Buildings, fixtures and improvements	Buildings, fixtures and improvements	5,810,267	3,276,656
Construction in progress	Construction in progress	27,842	26,717
Acquired intangible lease assets	Acquired intangible lease assets	1,366,597	689,275
Total real estate investments, at cost	Total real estate investments, at cost	8,637,214	4,486,749
Less accumulated depreciation and amortization	Less accumulated depreciation and amortization	(1,003,597)	(891,479)
Total real estate investments, net	Total real estate investments, net	7,633,617	3,595,270
Assets held for sale	Assets held for sale	1,299	—
Cash and cash equivalents	Cash and cash equivalents	133,439	103,335
Restricted cash	Restricted cash	44,998	1,110
Derivative assets, at fair value (Note 9)	Derivative assets, at fair value (Note 9)	26,400	37,279
Unbilled straight-line rent	Unbilled straight-line rent	76,264	73,037
Operating lease right-of-use asset (Note 11)	Operating lease right-of-use asset (Note 11)	75,669	49,166
Prepaid expenses and other assets	Prepaid expenses and other assets	122,636	64,348
Due from related parties		—	464
Deferred tax assets	Deferred tax assets	2,559	3,647
Goodwill	Goodwill	51,018	21,362
Deferred financing costs, net	Deferred financing costs, net	16,814	12,808
Total Assets	Total Assets	\$8,184,713	\$3,961,826
LIABILITIES AND EQUITY	LIABILITIES AND EQUITY		
LIABILITIES AND EQUITY			
LIABILITIES AND EQUITY			
Mortgage notes payable, net (Note 5)	Mortgage notes payable, net (Note 5)	\$2,571,664	\$1,233,081
Revolving credit facility (Note 6)	Revolving credit facility (Note 6)	1,609,931	669,968
Senior notes, net (Note 7)	Senior notes, net (Note 7)	881,320	493,122
Senior notes, net (Note 7)			
Senior notes, net (Note 7)			
Acquired intangible lease liabilities, net	Acquired intangible lease liabilities, net	98,323	24,550
Derivative liabilities, at fair value (Note 9)	Derivative liabilities, at fair value (Note 9)	269	328

Due to related parties		—	1,183
Accounts payable and accrued expenses	Accounts payable and accrued expenses	117,993	22,889
Operating lease liability (Note 11)	Operating lease liability (Note 11)	47,893	21,877
Prepaid rent	Prepaid rent	47,070	28,456
Deferred tax liability	Deferred tax liability	6,029	7,264
Dividends payable	Dividends payable	10,995	5,189
Dividends payable			
Dividends payable			
Total Liabilities	Total Liabilities	5,391,487	2,507,907
Commitments and contingencies (Note 11)	Commitments and contingencies (Note 11)	—	—
Stockholders' Equity (Note 10):	Stockholders' Equity (Note 10):		
7.25% Series A cumulative redeemable preferred stock, \$0.01 par value, liquidation preference \$25.00 per share, 9,959,650 shares authorized, 6,799,467 shares issued and outstanding as of September 30, 2023 and December 31, 2022		68	68
6.875% Series B cumulative redeemable perpetual preferred stock, \$0.01 par value, liquidation preference \$25.00 per share, 11,450,000 shares authorized, 4,695,887 shares issued and outstanding as of September 30, 2023 and December 31, 2022		47	47
7.500% Series D cumulative redeemable perpetual preferred stock, \$0.01 par value, liquidation preference \$25.00 per share, 7,933,711 shares authorized, 7,933,711 shares issued and outstanding as of September 30, 2023 and no shares authorized, issued and outstanding as of December 31, 2022		79	—
7.375% Series E cumulative redeemable perpetual preferred stock, \$0.01 par value, liquidation preference \$25.00 per share, 4,595,175 shares authorized, \$4,595,175 shares issued and outstanding as of September 30, 2023 and no shares authorized, issued and outstanding as of December 31, 2022		46	—
Common Stock, \$0.01 par value, 250,000,000 shares authorized, 230,828,875 and 104,141,899 shares issued and outstanding as of September 30, 2023 and December 31, 2022, respectively		3,638	2,371
7.25% Series A cumulative redeemable preferred stock, \$0.01 par value, liquidation preference \$25.00 per share, 9,959,650 shares authorized, 6,799,467 shares issued and outstanding as of March 31, 2024 and December 31, 2023			
7.25% Series A cumulative redeemable preferred stock, \$0.01 par value, liquidation preference \$25.00 per share, 9,959,650 shares authorized, 6,799,467 shares issued and outstanding as of March 31, 2024 and December 31, 2023			
7.25% Series A cumulative redeemable preferred stock, \$0.01 par value, liquidation preference \$25.00 per share, 9,959,650 shares authorized, 6,799,467 shares issued and outstanding as of March 31, 2024 and December 31, 2023			

6.875% Series B cumulative redeemable perpetual preferred stock, \$0.01 par value, liquidation preference \$25.00 per share, 11,450,000 shares authorized, 4,695,887 shares issued and outstanding as of March 31, 2024 and December 31, 2023			
7.500% Series D cumulative redeemable perpetual preferred stock, \$0.01 par value, liquidation preference \$25.00 per share, 7,933,711 shares authorized, issued and outstanding as of March 31, 2024 and December 31, 2023			
7.375% Series E cumulative redeemable perpetual preferred stock, \$0.01 par value, liquidation preference \$25.00 per share, 4,595,175 shares authorized, issued and outstanding as of March 31, 2024 and December 31, 2023			
Common Stock, \$0.01 par value, 250,000,000 shares authorized, 230,846,571 and 230,885,197 shares issued and outstanding as of March 31, 2024 and December 31, 2023, respectively			
Additional paid-in capital	Additional paid-in capital	4,349,401	2,683,169
Accumulated other comprehensive income		(602)	1,147
Accumulated other comprehensive loss			
Accumulated deficit	Accumulated deficit	(1,560,738)	(1,247,781)
Total Stockholders' Equity	Total Stockholders' Equity	2,791,939	1,439,021
Non-controlling interest	Non-controlling interest	1,287	14,898
Total Equity	Total Equity	2,793,226	1,453,919
Total Liabilities and Equity	Total Liabilities and Equity	\$8,184,713	\$3,961,826

The accompanying notes are an integral part of these consolidated financial statements.

GLOBAL NET LEASE, INC.

CONSOLIDATED STATEMENTS OF OPERATIONS
 (In thousands, except share and per share data)
 (Unaudited)

Three Months Ended September 30,

Nine Months Ended September 30,

		2023	2022	2023	2022
		2024			
		2024			
		2024			
Revenue from tenants					
Revenue from tenants					
Revenue from tenants	Revenue from tenants	\$ 118,168	\$ 92,599	\$ 308,344	\$ 284,909
Expenses:					
Expenses:					
Property operating					
Property operating					
Property operating	Property operating	13,623	7,765	30,802	23,023
Operating fees to related parties	Operating fees to related parties	8,652	10,088	28,863	30,245
Operating fees to related parties					
Operating fees to related parties					
Impairment charges					
Impairment charges					
Impairment charges	Impairment charges	65,706	796	65,706	17,057
Merger, transaction and other costs	Merger, transaction and other costs	43,765	103	50,143	244
Merger, transaction and other costs					
Merger, transaction and other costs					
Settlement costs					
Settlement costs					
Settlement costs	Settlement costs	14,643	—	29,727	—
General and administrative	General and administrative	6,977	4,060	23,320	11,629
General and administrative					
General and administrative					
Equity-based compensation					
Equity-based compensation					
Equity-based compensation	Equity-based compensation	10,444	3,132	16,239	9,217
Depreciation and amortization	Depreciation and amortization	49,232	37,791	123,558	117,039
Depreciation and amortization					
Depreciation and amortization					
Total expenses					
Total expenses					
Total expenses	Total expenses	213,042	63,735	368,358	208,454
Operating income before gain on dispositions of real estate investments	Operating income before gain on dispositions of real estate investments	(94,874)	28,864	(60,014)	76,455
(Loss) Gain on dispositions of real estate investments		(684)	143	(684)	205
Operating income before gain on dispositions of real estate investments					

Operating income before gain on dispositions of real estate investments					
Gain on dispositions of real estate investments					
Gain on dispositions of real estate investments					
Gain on dispositions of real estate investments					
Operating income					
Operating income					
Operating income	Operating income	(95,558)	29,007	(60,698)	76,660
Other income (expense):	Other income (expense):				
Other income (expense):					
Other income (expense):					
Interest expense					
Interest expense					
Interest expense	Interest expense	(41,161)	(24,207)	(95,836)	(71,779)
Loss on extinguishment of debt	Loss on extinguishment of debt	—	(41)	(404)	(383)
Gain on derivative instruments		3,217	13,121	787	25,534
Loss on extinguishment of debt					
Loss on extinguishment of debt					
Gain (loss) on derivative instruments					
Gain (loss) on derivative instruments					
Gain (loss) on derivative instruments					
Unrealized income on undesignated foreign currency advances and other hedge ineffectiveness	Unrealized income on undesignated foreign currency advances and other hedge ineffectiveness	—	—	—	2,439
Other income		119	10	1,835	854
Unrealized income on undesignated foreign currency advances and other hedge ineffectiveness					
Unrealized income on undesignated foreign currency advances and other hedge ineffectiveness					
Other (expense) income					
Other (expense) income					
Other (expense) income					
Total other expense, net					
Total other expense, net					
Total other expense, net	Total other expense, net	(37,825)	(11,117)	(93,618)	(43,335)
Net (loss) income before income tax	Net (loss) income before income tax	(133,383)	17,890	(154,316)	33,325
Net (loss) income before income tax					
Net (loss) income before income tax					
Income tax expense	Income tax expense	(2,801)	(3,052)	(9,016)	(8,662)
Net (loss) income		(136,184)	14,838	(163,332)	24,663
Income tax expense					
Income tax expense					
Net loss					
Net loss					
Net loss					

Preferred stock dividends	Preferred stock dividends	(6,304)	(5,099)	(16,502)	(15,288)
Net (loss) income attributable to common stockholders		\$ (142,488)	\$ 9,739	\$ (179,834)	\$ 9,375
Basic and Diluted (Loss) Income Per Share:					
Net (loss) income per share attributable to common stockholders — Basic and Diluted		\$ (1.11)	\$ 0.09	\$ (1.62)	\$ 0.08
Preferred stock dividends					
Preferred stock dividends					
Net loss attributable to common stockholders					
Net loss attributable to common stockholders					
Net loss attributable to common stockholders					
Basic and Diluted Loss Per Share:					
Basic and Diluted Loss Per Share:					
Basic and Diluted Loss Per Share:					
Net loss per share attributable to common stockholders — Basic and Diluted					
Net loss per share attributable to common stockholders — Basic and Diluted					
Net loss per share attributable to common stockholders — Basic and Diluted					
Weighted average common shares outstanding:					
Weighted average common shares outstanding:					
Weighted average common shares outstanding:					
Weighted average shares outstanding — Basic and Diluted	Weighted average shares outstanding — Basic and Diluted	130,824,684	103,714,646	113,017,882	103,654,157
Weighted average shares outstanding — Basic and Diluted					
Weighted average shares outstanding — Basic and Diluted					

The accompanying notes are an integral part of these consolidated financial statements.

GLOBAL NET LEASE, INC.

CONSOLIDATED STATEMENTS OF COMPREHENSIVE LOSS
(In thousands)
(Unaudited)

	Three Months Ended September 30,		Nine Months Ended September 30,	
	2023	2022	2023	2022
Net (loss) income	\$ (136,184)	\$ 14,838	\$ (163,332)	\$ 24,663
	2024			
	2024			
	2024			
Net loss				

Net loss				
Net loss				
Other comprehensive income (loss)				
Other comprehensive income (loss)				
Other comprehensive income (loss)	Other comprehensive income (loss)			
Cumulative translation adjustment	Cumulative translation adjustment	(11,260)	(30,706)	6,072
Cumulative translation adjustment				
Cumulative translation adjustment				
Designated derivatives, fair value adjustments	Designated derivatives, fair value adjustments	(935)	15,321	(7,821)
Other comprehensive income (loss)		(12,195)	(15,385)	(1,749)
Designated derivatives, fair value adjustments				
Designated derivatives, fair value adjustments				
Other comprehensive (loss) income				
Other comprehensive (loss) income				
Other comprehensive (loss) income				
Comprehensive loss		(148,379)	(547)	(165,081)
Comprehensive (loss) income				
Comprehensive (loss) income				
Comprehensive (loss) income				
Preferred Stock dividends				
Preferred Stock dividends				
Preferred Stock dividends	Preferred Stock dividends	(6,304)	(5,099)	(16,502)
Comprehensive loss attributable to common stockholders	Comprehensive loss attributable to common stockholders			
		\$ (154,683)	\$ (5,646)	\$ (181,583)
Comprehensive loss attributable to common stockholders				
Comprehensive loss attributable to common stockholders				

The accompanying notes are an integral part of these consolidated financial statements.

GLOBAL NET LEASE, INC.

CONSOLIDATED STATEMENTS OF CHANGES IN EQUITY (In thousands, except share data) (Unaudited)

Nine Months Ended September 30, 2023				
Series A Preferred	Series B Preferred	Series D Preferred	Series E Preferred	
Stock	Stock	Stock	Stock	Common Stock

	Accumulated																	
											Additional		Other		Total		Non-	
	Number of	Par	Number of	Par	Number of	Par	Number of	Par	Number of	Par	Paid-in	Comprehensive	Accumulated	Stockholders'	controlling	Total Equity		
	Shares	Value	Shares	Value	Shares	Value	Shares	Value	Shares	Value	Capital	Income	Deficit	Equity	interest	Total Equity		
Balance, December 31, 2022	6,799,467	\$ 68	4,695,887	\$ 47	—	\$ —	—	\$ —	104,141,899	\$ 2,371	\$ 2,683,169	\$ 1,147	\$ (1,247,781)	\$ 1,439,021	\$ 14,898	\$ 1,453,919		
Settlement and consulting costs paid with Common Stock																		
(Note 10)	—	—	—	—	—	—	—	—	2,140,579	21	21,873	—	—	21,894	—	21,894		
Common stock issued for earned and vested GNL LTIP Units	—	—	—	—	—	—	—	—	883,750	9	27,666	—	—	27,675	(27,675)	—		
Common stock issuance costs	—	—	—	—	—	—	—	—	—	—	(45)	—	—	(45)	—	(45)		
Consideration for the Mergers:																		
Issuance of Common Stock	—	—	—	—	—	—	—	—	123,257,658	1,233	1,368,160	—	—	1,369,393	—	1,369,393		
Issuance of Restricted Shares	—	—	—	—	—	—	—	—	221,136	2	—	—	—	2	—	2		
Issuance of Series D Preferred Stock	—	—	—	—	7,933,711	79	—	—	—	—	155,501	—	—	155,580	—	155,580		
Issuance of Series E Preferred Stock	—	—	—	—	—	—	4,595,175	46	—	—	90,709	—	—	90,755	—	90,755		
Issuance of Class A Units	—	—	—	—	—	—	—	—	—	—	—	—	—	—	1,287	1,287		
Dividends declared:																		
Common Stock, \$1.20 per share	—	—	—	—	—	—	—	—	—	—	—	—	(125,329)	(125,329)	—	(125,329)		
Series A Preferred Stock, \$1.35 per share	—	—	—	—	—	—	—	—	—	—	—	—	(9,243)	(9,243)	—	(9,243)		
Series B Preferred Stock, \$1.29 per share	—	—	—	—	—	—	—	—	—	—	—	—	(6,054)	(6,054)	—	(6,054)		
Series D Preferred Stock, \$0.47 per share	—	—	—	—	—	—	—	—	—	—	—	—	(3,718)	(3,718)	—	(3,718)		
Series E Preferred Stock, \$0.46 per share	—	—	—	—	—	—	—	—	—	—	—	—	(2,118)	(2,118)	—	(2,118)		
Equity-based compensation, net of forfeitures	—	—	—	—	—	—	—	—	290,883	3	3,459	—	—	3,462	12,777	16,239		
Common stock shares withheld upon vesting of restricted stock	—	—	—	—	—	—	—	—	(107,030)	(1)	(1,091)	—	—	(1,092)	—	(1,092)		
Distributions to non-controlling interest holders	—	—	—	—	—	—	—	—	—	—	—	—	(3,163)	(3,163)	—	(3,163)		
Net loss	—	—	—	—	—	—	—	—	—	—	—	—	(163,332)	(163,332)	—	(163,332)		
Cumulative translation adjustment	—	—	—	—	—	—	—	—	—	—	—	6,072	—	6,072	—	6,072		
Designated derivatives, fair value adjustments	—	—	—	—	—	—	—	—	—	—	—	(7,821)	—	(7,821)	—	(7,821)		
Balance, September 30, 2023	6,799,467	\$ 68	4,695,887	\$ 47	7,933,711	\$ 79	4,595,175	\$ 46	230,828,875	\$ 3,638	\$ 4,349,401	\$ (602)	\$ (1,560,738)	\$ 2,791,939	\$ 1,287	\$ 2,793,226		

Three Months Ended March 31, 2024																
	Series A Preferred		Series B Preferred		Series D Preferred		Series E Preferred		Common Stock							
	Stock		Stock		Stock		Stock		Stock							
	Number of	Par	Number of	Par	Number of	Par	Number of	Par	Number of	Par	Additional	Other	Accumulated	Total	Non-	
	Shares	Value	Shares	Value	Shares	Value	Shares	Value	Shares	Value	Paid-in	Comprehensive	Deficit	Stockholders'	controlling	Total Equity
Balance, December 31, 2023	6,799,467	\$ 68	4,695,887	\$ 47	7,933,711	\$ 79	4,595,175	\$ 46	230,885,197	\$ 3,639	\$ 4,350,112	\$ (14,096)	\$ (1,702,143)	\$ 2,637,752	\$ 1,397	\$ 2,639,149
Dividends declared:																
Common Stock, \$0.40 per share	—	—	—	—	—	—	—	—	—	—	—	—	(81,923)	(81,923)	—	(81,923)
Series A Preferred Stock, \$0.45 per share	—	—	—	—	—	—	—	—	—	—	—	—	(3,081)	(3,081)	—	(3,081)

Series B Preferred Stock, \$0.43 per share	—	—	—	—	—	—	—	—	—	—	—	—	(2,018)	(2,018)	—	(2,018)
Series D Preferred Stock, \$0.47 per share	—	—	—	—	—	—	—	—	—	—	—	—	(3,719)	(3,719)	—	(3,719)
Series E Preferred Stock, \$0.46 per share	—	—	—	—	—	—	—	—	—	—	—	—	(2,118)	(2,118)	—	(2,118)
Equity-based compensation, net of forfeitures	—	—	—	—	—	—	—	—	(33,678)	—	1,520	—	—	1,520	453	1,973
Common stock shares withheld upon vesting of restricted stock	—	—	—	—	—	—	—	—	(4,948)	—	(55)	—	—	(55)	—	(55)
Distributions to non-controlling interest holders	—	—	—	—	—	—	—	—	—	—	—	—	—	—	(41)	(41)
Net loss	—	—	—	—	—	—	—	—	—	—	—	—	(23,751)	(23,751)	—	(23,751)
Cumulative translation adjustment	—	—	—	—	—	—	—	—	—	—	—	(974)	—	(974)	—	(974)
Designated derivatives, fair value adjustments	—	—	—	—	—	—	—	—	—	—	—	3,226	—	3,226	—	3,226
Balance, March 31, 2024	6,799,467	\$ 68	4,695,887	\$ 47	7,933,711	\$ 79	4,595,175	\$ 46	230,846,571	\$ 3,639	\$ 4,351,577	\$ (11,844)	\$ (1,818,753)	\$ 2,524,859	\$ 1,809	\$ 2,526,668

The accompanying notes are an integral part of these consolidated financial statements.

GLOBAL NET LEASE, INC.

CONSOLIDATED STATEMENTS OF CHANGES IN EQUITY (In thousands, except share data) (Unaudited)

	Three Months Ended September 30, 2023																
	Series A Preferred		Series B Preferred		Series D Preferred		Series E Preferred		Common Stock								
	Stock		Stock		Stock		Stock										
	Number of Shares	Par Value	Number of Shares	Par Value	Number of Shares	Par Value	Number of Shares	Par Value	Number of Shares	Par Value	Additional Paid-in Capital	Accumulated Other Comprehensive Income		Accumulated Deficit	Total Stockholders' Equity	Non-controlling interest	Total Equity
												Comprehensive Income					
Balance, June 30, 2023	6,799,467	\$ 68	4,695,887	\$ 47	—	\$ —	—	\$ —	104,406,356	\$ 2,374	\$ 2,690,375	\$ 11,593		\$ (1,368,678)	\$ 1,335,779	\$ 19,390	\$ 1,355,169
Settlement and consulting costs paid with Common Stock (Note 10)	—	—	—	—	—	—	—	—	2,140,579	21	15,621	—		—	15,642	—	15,642
Common stock issued for earned and vested GNL LTIP Units	—	—	—	—	—	—	—	—	883,750	9	27,666	—		—	27,675	(27,675)	—
Common stock issuance costs	—	—	—	—	—	—	—	—	—	—	(20)	—		—	(20)	—	(20)
Consideration for the Mergers:																	
Issuance of Common Stock	—	—	—	—	—	—	—	—	123,257,658	1,233	1,368,160	—		—	1,369,393	—	1,369,393
Issuance of Restricted Shares	—	—	—	—	—	—	—	—	221,136	2	—	—		—	2	—	2
Issuance of Series D Preferred Stock	—	—	—	—	7,933,711	79	—	—	—	—	155,501	—		—	155,580	—	155,580
Issuance of Series E Preferred Stock	—	—	—	—	—	—	4,595,175	46	—	—	90,709	—		—	90,755	—	90,755
Issuance of Class A Units	—	—	—	—	—	—	—	—	—	—	—	—		—	—	1,287	1,287
Dividends declared:																	
Common Stock, \$0.40 per share	—	—	—	—	—	—	—	—	—	—	—	—		(41,978)	(41,978)	—	(41,978)
Series A Preferred Stock, \$0.45 per share	—	—	—	—	—	—	—	—	—	—	—	—		(3,081)	(3,081)	—	(3,081)

Series B Preferred Stock, \$0.43 per share	—	—	—	—	—	—	—	—	—	—	—	—	—	(2,018)	(2,018)	—	(2,018)
Series D Preferred Stock, \$0.47 per share	—	—	—	—	—	—	—	—	—	—	—	—	—	(3,718)	(3,718)	—	(3,718)
Series E Preferred Stock, \$0.46 per share	—	—	—	—	—	—	—	—	—	—	—	—	—	(2,118)	(2,118)	—	(2,118)
Equity-based compensation, net of forfeitures	—	—	—	—	—	—	—	—	(2,631)	—	2,159	—	—	—	2,159	8,285	10,444
Common stock shares withheld upon vesting of restricted stock	—	—	—	—	—	—	—	—	(77,973)	(1)	(770)	—	—	—	(771)	—	(771)
Distributions to non-controlling interest holders	—	—	—	—	—	—	—	—	—	—	—	—	—	(2,963)	(2,963)	—	(2,963)
Net income	—	—	—	—	—	—	—	—	—	—	—	—	—	(136,184)	(136,184)	—	(136,184)
Cumulative translation adjustment	—	—	—	—	—	—	—	—	—	—	—	—	(11,260)	—	(11,260)	—	(11,260)
Designated derivatives, fair value adjustments	—	—	—	—	—	—	—	—	—	—	—	—	(935)	—	(935)	—	(935)
Balance, September 30, 2023	<u>6,799,467</u>	<u>\$ 68</u>	<u>4,695,887</u>	<u>\$ 47</u>	<u>7,933,711</u>	<u>\$ 79</u>	<u>4,595,175</u>	<u>\$ 46</u>	<u>230,828,875</u>	<u>\$ 3,638</u>	<u>\$ 4,349,401</u>	<u>\$</u>	<u>(602)</u>	<u>\$ (1,560,738)</u>	<u>\$ 2,791,939</u>	<u>\$ 1,287</u>	<u>\$ 2,793,226</u>

Three Months Ended March 31, 2023													
	Series A Preferred Stock		Series B Preferred Stock		Common Stock		Accumulated						
	Number of Shares	Par Value	Number of Shares	Par Value	Number of Shares	Par Value	Additional Paid-in Capital	Other Comprehensive (Loss) Income	Accumulated Deficit	Total Stockholders' Equity	Non-controlling interest	Total Equity	
Balance, December 31, 2022	6,799,467	\$ 68	4,695,887	\$ 47	104,141,899	\$ 2,371	\$ 2,683,169	\$ 1,147	\$ (1,247,781)	\$ 1,439,021	\$ 14,898	\$ 1,453,919	
Common stock issuance costs	—	—	—	—	—	—	(21)	—	—	(21)	—	(21)	
Dividends declared:													
Common Stock, \$0.40 per share	—	—	—	—	—	—	—	—	(41,677)	(41,677)	—	(41,677)	
Series A Preferred Stock, \$0.45 per share	—	—	—	—	—	—	—	—	(3,081)	(3,081)	—	(3,081)	
Series B Preferred Stock, \$0.43 per share	—	—	—	—	—	—	—	—	(2,018)	(2,018)	—	(2,018)	
Equity-based compensation, net of forfeitures	—	—	—	—	16,011	—	679	—	—	679	2,246	2,925	
Common stock shares withheld upon vesting of restricted stock	—	—	—	—	—	—	—	—	—	—	—	—	
Distributions to non-controlling interest holders	—	—	—	—	—	—	—	—	(100)	(100)	—	(100)	
Net loss	—	—	—	—	—	—	—	—	(890)	(890)	—	(890)	
Cumulative translation adjustment	—	—	—	—	—	—	—	6,520	—	6,520	—	6,520	
Designated derivatives, fair value adjustments	—	—	—	—	—	—	—	(3,965)	—	(3,965)	—	(3,965)	
Balance, March 31, 2023	<u>6,799,467</u>	<u>\$ 68</u>	<u>4,695,887</u>	<u>\$ 47</u>	<u>104,157,910</u>	<u>\$ 2,371</u>	<u>\$ 2,683,827</u>	<u>\$ 3,702</u>	<u>\$ (1,295,547)</u>	<u>\$ 1,394,468</u>	<u>\$ 17,144</u>	<u>\$ 1,411,612</u>	

The accompanying notes are an integral part of these consolidated financial statements.

GLOBAL NET LEASE, INC.

CONSOLIDATED STATEMENTS OF CHANGES IN EQUITY (In thousands, except share data) (Unaudited)

Nine Months Ended September 30, 2022

	Series A Preferred Stock		Series B Preferred Stock		Common Stock								
							Additional	Accumulated Other					
							Paid-in	Comprehensive	Accumulated	Total Stockholders'	Non-controlling		
	Shares	Par Value	Shares	Par Value	Shares	Par Value	Capital	(Loss) Income	Deficit	Equity	interest	Total Equity	
Balance, December 31, 2021	6,799,467	\$ 68	4,503,893	\$ 45	103,900,452	\$ 2,369	\$ 2,675,154	\$ 15,546	\$ (1,072,462)	\$ 1,620,720	\$ 5,915	\$ 1,626,635	
Issuance of Common Stock, net	—	—	—	—	70,218	1	950	—	—	951	—	951	
Issuance of Series B Preferred Stock, net	—	—	191,994	2	—	—	4,705	—	—	4,707	—	4,707	
Dividends declared:										—		—	
Common Stock, \$1.20 per share	—	—	—	—	—	—	—	—	(124,879)	(124,879)	—	(124,879)	
Series A Preferred Stock, \$1.35 per share	—	—	—	—	—	—	—	—	(9,243)	(9,243)	—	(9,243)	
Series B Preferred Stock, \$1.29 per share	—	—	—	—	—	—	—	—	(6,045)	(6,045)	—	(6,045)	
Equity-based compensation, net of forfeitures	—	—	—	—	227,243	2	2,477	—	—	2,479	6,738	9,217	
Common stock shares withheld upon vesting of restricted stock	—	—	—	—	(53,433)	(1)	(686)	—	—	(687)	—	(687)	
Distributions to non-controlling interest holders	—	—	—	—	—	—	—	—	(300)	(300)	—	(300)	
Net Income	—	—	—	—	—	—	—	—	24,663	24,663	—	24,663	
Cumulative translation adjustment	—	—	—	—	—	—	—	(68,738)	—	(68,738)	—	(68,738)	
Designated derivatives, fair value adjustments	—	—	—	—	—	—	—	28,293	—	28,293	—	28,293	
Balance, September 30, 2022	6,799,467	\$ 68	4,695,887	\$ 47	104,144,480	\$ 2,371	\$ 2,682,600	\$ (24,899)	\$ (1,188,266)	\$ 1,471,921	\$ 12,653	\$ 1,484,574	

	Three Months Ended September 30, 2022												
	Series A Preferred Stock		Series B Preferred Stock		Common Stock		Additional Paid-in Capital	Accumulated Other Comprehensive (Loss) Income	Accumulated Deficit	Total Stockholders' Equity	Non-controlling interest	Total Equity	
	Number of		Number of		Number of								
	Shares	Par Value	Shares	Par Value	Shares	Par Value							
Balance, June 30, 2022	6,799,467	\$ 68	4,685,712	\$ 47	104,097,372	\$ 2,371	\$ 2,680,737	\$ (9,514)	\$ (1,156,198)	\$ 1,517,511	\$ 10,407	\$ 1,527,918	
Issuance of Common Stock, net	—	—	—	—	70,218	1	996	—	—	997	—	997	
Issuance of Series B Preferred Stock, net	—	—	10,175	—	—	—	238	—	—	238	—	238	
Dividends declared:													
Common Stock, \$0.40 per share	—	—	—	—	—	—	—	—	(41,707)	(41,707)	—	(41,707)	
Series A Preferred Stock, \$0.45 per share	—	—	—	—	—	—	—	—	(3,081)	(3,081)	—	(3,081)	
Series B Preferred Stock, \$0.43 per share	—	—	—	—	—	—	—	—	(2,018)	(2,018)	—	(2,018)	
Redemption of OP Units	—	—	—	—	—	—	—	—	—	—	—	—	
Equity-based compensation	—	—	—	—	(1,500)	(1)	886	—	—	885	2,246	3,131	
Common stock shares withheld upon vesting of restricted stock	—	—	—	—	(21,610)	—	(257)	—	—	(257)	—	(257)	
Distributions to non-controlling interest holders	—	—	—	—	—	—	—	—	(100)	(100)	—	(100)	
Net Income	—	—	—	—	—	—	—	—	14,838	14,838	—	14,838	
Cumulative translation adjustment	—	—	—	—	—	—	—	(30,706)	—	(30,706)	—	(30,706)	
Designated derivatives, fair value adjustments	—	—	—	—	—	—	—	15,321	—	15,321	—	15,321	
Balance, September 30, 2022	6,799,467	\$ 68	4,695,887	\$ 47	104,144,480	\$ 2,371	\$ 2,682,600	\$ (24,899)	\$ (1,188,266)	\$ 1,471,921	\$ 12,653	\$ 1,484,574	

The accompanying notes are an integral part of these consolidated financial statements.

GLOBAL NET LEASE, INC.

CONSOLIDATED STATEMENTS OF CASH FLOWS (In thousands)

(Unaudited)

		Nine Months Ended September 30,	
		2023	2022
		Three Months Ended March 31,	
		2024	2023
Cash flows from operating activities:	Cash flows from operating activities:		
Net (loss) income	\$ (163,332) \$ 24,663		
Adjustments to reconcile net income to net cash provided by operating activities:			
Net loss			
Net loss			
Net loss			
Adjustments to reconcile net loss to net cash provided by operating activities:			
Depreciation			
Depreciation			
Depreciation	Depreciation	76,497	72,707
Amortization of intangibles	Amortization of intangibles	47,061	44,332
Amortization of deferred financing costs	Amortization of deferred financing costs	6,214	7,254
Amortization of mortgage discounts		3,838	714
Amortization of discounts on mortgages and senior notes			
Amortization of below-market lease liabilities	Amortization of below-market lease liabilities	(2,906)	(2,733)
Amortization of above-market lease assets	Amortization of above-market lease assets	5,946	3,048
Amortization related to right- of-use assets	Amortization related to right- of-use assets	656	639
Amortization of lease incentives and commissions	Amortization of lease incentives and commissions	1,327	938
Unbilled straight-line rent	Unbilled straight-line rent	(3,676)	(7,509)
Termination fee receipt		—	9,003

Equity-based compensation	Equity-based compensation	16,239	9,217
Unrealized gains on foreign currency transactions, derivatives, and other		2,345	(21,263)
Unrealized (gains) losses on foreign currency transactions, derivatives, and other			
Unrealized income on undesignated foreign currency advances and other hedge ineffectiveness	Unrealized income on undesignated foreign currency advances and other hedge ineffectiveness	—	(2,439)
Loss on extinguishment of debt	Loss on extinguishment of debt	404	383
Loss (gain) on disposition of real estate investments		684	(205)
Gain on dispositions of real estate investments			
Lease incentive and commission payments	Lease incentive and commission payments	(2,777)	(5,122)
Impairment charges	Impairment charges	65,706	17,057
Settlement and consulting costs paid/to be paid with common stock		21,894	—
Changes in operating assets and liabilities, net:	Changes in operating assets and liabilities, net:		
Changes in operating assets and liabilities, net:			
Changes in operating assets and liabilities, net:			
Prepaid expenses and other assets			
Prepaid expenses and other assets			
Prepaid expenses and other assets	Prepaid expenses and other assets	4,085	(4)
Accounts payable and accrued expenses	Accounts payable and accrued expenses	7,571	990

Accounts payable and accrued expenses			
Accounts payable and accrued expenses			
Prepaid rent	Prepaid rent	175	7,746
Taxes payable		—	190
Net cash provided by operating activities			
Net cash provided by operating activities			
Net cash provided by operating activities	Net cash provided by operating activities	87,951	159,606
Cash flows from investing activities:	Cash flows from investing activities:		
Investment in real estate and real estate related assets	Investment in real estate and real estate related assets	(81,362)	(33,894)
Cash used in business combination, net of cash acquired		(450,776)	—
Investment in real estate and real estate related assets			
Investment in real estate and real estate related assets			
Capital expenditures	Capital expenditures	(29,568)	(19,155)
Net proceeds from disposition of real estate investments		7,926	5,830
Net cash used in investing activities		(553,780)	(47,219)
Capital expenditures			
Capital expenditures			
Net proceeds from dispositions of real estate investments			
Net cash provided by (used in) investing activities			
Cash flows from financing activities:	Cash flows from financing activities:		
Borrowings under revolving credit facilities	Borrowings under revolving credit facilities	949,945	145,078
Borrowings under revolving credit facilities			

Borrowings under revolving credit facilities			
Repayments on revolving credit facilities			
Proceeds from mortgage notes payable			
Principal payments on mortgage notes payable	Principal payments on mortgage notes payable	(261,112)	(58,185)
Payments on early extinguishment of debt charges		(169)	—
Common shares repurchased upon vesting of restricted stock			
Common shares repurchased upon vesting of restricted stock			
Common shares repurchased upon vesting of restricted stock	Common shares repurchased upon vesting of restricted stock	(1,091)	(687)
Common Stock issuance costs	Common Stock issuance costs	(45)	951
Series B Preferred Stock issuance proceeds, net		—	4,707
Payments of financing costs	Payments of financing costs	(6,750)	(10,116)
Dividends paid on Common Stock	Dividends paid on Common Stock	(125,280)	(125,180)
Dividends paid on Series A Preferred Stock	Dividends paid on Series A Preferred Stock	(9,243)	(9,243)
Dividends paid on Series B Preferred Stock	Dividends paid on Series B Preferred Stock	(6,054)	(5,961)
Dividends paid on Series D Preferred Stock			
Dividends paid on Series E Preferred Stock			
Distributions to non-controlling interest holders	Distributions to non-controlling interest holders	(3,163)	(300)
Net cash provided by (used in) financing activities		537,038	(58,936)

Net cash (used in) provided by financing activities			
Net change in cash, cash equivalents and restricted cash	Net change in cash, cash equivalents and restricted cash	71,209	53,451
Effect of exchange rate changes on cash	Effect of exchange rate changes on cash	2,783	(12,114)
Cash, cash equivalents and restricted cash, beginning of period	Cash, cash equivalents and restricted cash, beginning of period	104,445	93,311
Cash, cash equivalents and restricted cash, end of period	Cash, cash equivalents and restricted cash, end of period	\$ 178,437	\$134,648

GLOBAL NET LEASE, INC.

CONSOLIDATED STATEMENTS OF CASH FLOWS
(In thousands)
(Unaudited)

	Nine Months Ended September 30,	
	2023	2022
Cash and cash equivalents, end of period	\$ 133,439	\$ 128,014
Restricted cash, end of period	44,998	6,634
Cash, cash equivalents and restricted cash, end of period	\$ 178,437	\$ 134,648
Non-Cash Activity:		
RTL mortgages assumed in business combination	\$ 1,740,232	—
Discount on mortgages assumed in business combination	(152,777)	—
RTL senior notes assumed in business combination	500,000	—
Discount on senior notes assumed in business combination	(113,750)	—
Equity issued in business combination	1,617,015	—
Term Loan converted to Revolving Credit Facility	—	268,511
Loss on extinguishment of debt	235	—

	Three Months Ended March 31,	
	2024	2023
Cash and cash equivalents, end of period	\$ 131,880	\$ 119,161
Restricted cash, end of period	51,817	1,432
Cash, cash equivalents and restricted cash, end of period	\$ 183,697	\$ 120,593
Non-Cash Activity:		
Accrued capital expenditures	\$ 1,857	\$ 4,349

GLOBAL NET LEASE, INC.

NOTES TO CONSOLIDATED FINANCIAL STATEMENTS

September 30, 2023 March 31, 2024

(Unaudited)

Note 1 — Organization

Global Net Lease, Inc. (the "Company") is a real estate investment trust for United States ("U.S.") federal income tax purposes ("REIT") that focuses on acquiring and managing a global portfolio of income producing net lease assets across the U.S., and Western and Northern Europe. Historically, the Company focused on acquiring and managing a globally diversified portfolio of strategically-located commercial real estate properties, which consisted primarily of mission-critical, single tenant net-lease assets. As a result of acquiring The Necessity Retail REIT, Inc. ("RTL") in the quarter ended September 30, 2023, as further discussed below, the Company acquired a diversified portfolio of 989 properties consisting of primarily necessity-based retail single-tenant and multi-tenant properties located in the U.S. Until September 12, 2023, the Company was managed by Global Net Lease Advisors, LLC ("Advisor"), who managed the Company's day-to-day business with the assistance of our property manager, Global Net Lease Properties, LLC ("Property Manager"), who managed and leased our properties to third parties. Prior to September 12, 2023, the former Advisor and the Property Manager were under common control with AR Global Investments, LLC ("AR Global"), and these related parties had historically received compensation and fees for various services provided to the Company. On September 12, 2023, the Company internalized its advisory and property management functions as well as the advisory and property management functions of RTL as a result of the Internalization Merger (defined below) (as defined in Note 3 — The Mergers) in the quarter ended September 30, 2023.

As of September 30, 2023 March 31, 2024, the Company owned 1,304 1,277 properties consisting of 66.8 million 66.9 million rentable square feet, which were 96.3% 92.8% leased, with a weighted-average remaining lease term of 6.9 6.5 years. Based on the percentage of annualized rental income on a straight-line basis as of September 30, 2023 March 31, 2024, 81% approximately 80% of the Company's properties were located in the U.S. and Canada and 19% approximately 20% were located in Europe. In addition, as of September 30, 2023 March 31, 2024, the Company's portfolio was comprised of 32% Industrial & Distribution properties, 27% 28% Multi-Tenant retail properties, 21% Single-Tenant Retail properties and 20% 19% Office properties. These represent our the Company's four reportable segments and the percentages are calculated using annualized straight-line rent converted from local currency into the U.S. Dollar ("USD") as of September 30, 2023 March 31, 2024. The straight-line rent includes amounts for tenant concessions.

Substantially all of our business is conducted through Global Net Lease Operating Partnership, L.P. (the "OP"), a Delaware limited partnership, and The Necessity Retail REIT Operating Partnership, L.P. ("RTL OP," and together with the OP, the "OPs") and each of their wholly-owned subsidiaries.

The Company's properties are leased primarily to "Investment Grade" tenants, which includes both actual investment grade ratings of the tenant or guarantor, if available, or implied investment grade. Implied investment grade may include actual ratings of the tenant parent, guarantor parent (regardless of whether or not the parent has guaranteed the tenant's obligation under the lease) or tenants that are identified as investment grade by using a proprietary Moody's Analytics tool, which generates an implied rating by measuring an entity's probability of default.

The Acquisition of The Necessity Retail REIT and the Internalization

On September 12, 2023 (the "Acquisition Date"), the REIT Merger (as defined below) and the Internalization Merger (as defined below) were both consummated (collectively, the "Mergers"). The REIT Merger and Internalization Merger were conditioned upon each other and accordingly are considered "related" and treated as a single transaction for accounting and reporting purposes.

The REIT Merger

Pursuant to the terms and conditions of the Agreement and Plan of Merger dated May 23, 2023 (the "REIT Merger Agreement"), on the Acquisition Date, RTL merged with and into Osmosis Sub I, LLC, a wholly-owned subsidiary of GNL ("REIT Merger Sub"), with REIT Merger Sub continuing as the surviving entity (the "REIT Merger") and a wholly-owned subsidiary of GNL, followed by Osmosis Sub II, LLC, a wholly-owned subsidiary of the Global Net Lease Operating Partnership, L.P. (the "OP"), merging with and into The Necessity Retail REIT Operating Partnership, L.P. ("RTL OP"), with RTL OP continuing as the surviving entity (the "OP Merger" and collectively with the REIT Merger, the "REIT Mergers").

On the Acquisition Date, pursuant to the REIT Merger Agreement, each issued and outstanding share of RTL's (i) Class A Common Stock, par value \$0.01 per share (the "RTL Class A Common Stock"), was converted into 0.670 shares (the "Exchange Ratio") of GNL's Common Stock, par value \$0.01 per share ("Common Stock"), (ii) 7.50% Series A Cumulative Redeemable Preferred Stock, par value \$0.01 per share ("RTL Series A Preferred Stock"), was automatically converted into one share of newly created 7.50% Series D Cumulative Redeemable Perpetual Preferred Stock, par value \$0.01 per share (the "Series D Preferred Stock"), and (iii) 7.375% Series C Cumulative Redeemable Perpetual Preferred Stock, par value \$0.01 per share ("RTL Series C Preferred Stock"), was automatically converted into one share of newly created 7.375% Series E Cumulative Redeemable Perpetual Preferred Stock, par value \$0.01 per share (the "Series E Preferred Stock").

On the Acquisition Date, after the REIT Merger but prior to the OP Merger, REIT Merger Sub distributed its general partnership interests in RTL OP to the Company. The Company, in turn, contributed its general partnership interests in RTL OP to the OP and, in turn, the OP contributed the general partnership interests in RTL OP to GNL Retail GP, LLC, a newly formed limited liability company that is wholly owned by the OP ("GNL Retail"). By virtue of the OP Merger and without any further action on the part of the OP, (i) GNL Retail became the sole general partner of the surviving company with respect to the OP

GLOBAL NET LEASE, INC.

NOTES TO CONSOLIDATED FINANCIAL STATEMENTS

September 30, 2023

(Unaudited)

Merger; (ii) all the preferred units of RTL OP held by REIT Merger Sub immediately after the Acquisition Date were cancelled and no payment was made with respect thereto; (iii) the OP continues as the sole limited partner of RTL OP; and (iv) each OP unit held by a limited partner of RTL OP other than RTL or any subsidiary of RTL issued and outstanding immediately prior to the Acquisition Date was automatically converted into new OP units in an amount equal to (x) one multiplied by (y) the Exchange Ratio, and each holder of new

OP units was admitted as a limited partner of the OP in accordance with the terms of the partnership agreement of the OP. As a result, GNL Retail became the general partner and the OP is now the limited partner of RTL OP.

The Internalization Merger

Pursuant to the terms and conditions of the Agreement and Plan of Merger dated May 23, 2023 (the "Internalization Merger Agreement") to internalize the advisory and property management functions of the combined companies, on the Acquisition Date, (i) GNL Advisor Merger Sub LLC, a wholly-owned subsidiary of the OP merged with and into the Advisor, with the Advisor continuing in existence; (ii) GNL PM Merger Sub LLC, a wholly-owned subsidiary of the OP merged with and into the Property Manager, with the Property Manager continuing in existence; (iii) RTL Advisor Merger Sub LLC merged with and into Necessity Retail Advisors, LLC ("RTL Advisor"), with RTL Advisor continuing in existence; and (iv) RTL PM Merger Sub LLC, a wholly-owned subsidiary of the OP merged with and into Necessity Retail Properties, LLC ("RTL Property Manager"), with RTL Property Manager continuing in existence (collectively, the "Internalization Merger"). As a result of the consummation of the Internalization Merger, the advisory agreements were terminated for both the Company and RTL and the Company assumed both of the Company's and RTL's property management agreements and the Company was no longer externally managed. The Company internalized these functions with its own dedicated workforce (see [Note 3 — The Mergers](#) for additional information on the Internalization Merger and see [Note 12 — Related Party Transactions and Arrangements](#) for additional information on the Internalization Merger).

Transaction Fees

BMO Capital Markets Corp. ("BMO"), the financial advisor to the special committee of the board of directors of the Company (the "Board") comprised solely of independent directors that was formed by the Board in connection with the Mergers (the "Special Committee"), was paid a fee of \$30.0 million, \$3.0 million of which was paid in the quarter ended June 30, 2023 upon delivery of BMO's opinion regarding the REIT Merger and the remaining \$27.0 million was paid upon consummation of the Mergers in the quarter ended September 30, 2023. In addition, the Company paid BMO a fee of \$1.0 million in the quarter ended June 30, 2023, which was paid upon delivery of BMO's opinion regarding the Internalization Merger. The Company has also agreed to reimburse BMO for its transaction-related expenses, which totaled approximately \$0.3 million, and agreed to indemnify BMO and certain related parties against certain potential liabilities arising out of or in connection with its engagement.

Other Details

For additional details regarding the terms of the Mergers, including the fair value of the consideration paid and the purchase price allocation to the assets and liabilities acquired (see [Note 3 — The Mergers](#)).

In addition, various other impacts to the Company's financial statements occurred in connection with the Mergers, which are discussed throughout these financial statements, including:

- The assumption of RTL's mortgage debt (see [Note 5 — Mortgage Notes Payable](#)).
- The repayment of RTL's credit facility with additional borrowings from the Company's credit facility, as well as an amendment to the Company's credit facility (see [Note 6 — Revolving Credit Facility](#)).
- The assumption of RTL's \$500.0 million aggregate principal, 4.50% Senior Notes due 2028 (the "4.50% Senior Notes") (see [Note 7 — Senior Notes](#)).
- The issuance of two newly created series of preferred stock that were issued to RTL preferred stockholders (see [Note 10 — Stockholders' Equity](#)).
- The issuance of Common Stock to the Blackwells/Related Parties (see [Note 10 — Stockholders' Equity](#)).
- The termination of the stockholder rights plan (see [Note 10 — Stockholders' Equity](#)).
- The modification of the terms of the multi-year outperformance agreement entered into with the Advisor in 2021 (the "2021 OPP") OPP to accelerate the timing for determining whether the award is vested and earned (see [Note 2 — Summary of Significant Accounting Policies](#) and [Note 13 — Equity-Based Compensation](#)). Any RTL awards of long-term incentive plan units of limited partner interest in the RTL OP ("RTL LTIP Units") that were earned prior to the Acquisition Date were converted into RTL Class A Common Stock prior to the Acquisition Date and were included in the consideration issued to holders of RTL Class A Common Stock (see [Note 3 — The Mergers](#)).

GLOBAL NET LEASE, INC.

NOTES TO CONSOLIDATED FINANCIAL STATEMENTS

September 30, 2023

(Unaudited)

- The issuance by the OP of units of limited partnership designated as "Class A Units" ("Class A Units") to the previous holder of RTL's units of limited partnership designated as "Class A Units" ("RTL Class A Units") (see [Note 10 — Stockholders' Equity](#)).
- The termination of the Fourth Amended and Restated Advisory Agreement (the "Advisory Agreement") (see [Note 12 — Related Party Transactions and Arrangements](#)).
- The Company has concluded that, as of September 30, 2023, it operates in four reportable segments consistent with its current management internal financial reporting purposes: (1) Industrial & Distribution, (2) Multi-Tenant Retail, (3) Single-Tenant Retail and (4) Office (see [Note 15 — Segment Reporting](#)).

Note 2 — Summary of Significant Accounting Policies

Basis of Presentation

The accompanying unaudited consolidated financial statements of the Company included herein were prepared in accordance with accounting principles generally accepted in the U.S. ("GAAP") for interim financial information and with the instructions to this Quarterly Report on Form 10-Q and Article 10 of Regulation S-X. Accordingly, they do not include all of the information and footnotes required by GAAP for complete financial statements. The information furnished includes all adjustments and accruals of a normal recurring nature, which, in the opinion of management, are necessary for a fair statement of results for the interim periods. All intercompany accounts and transactions have been eliminated in consolidation. The results of operations for the three and nine months ended September 30, 2023 March 31, 2024 are not necessarily indicative of the results for the entire year or any subsequent interim period.

These unaudited consolidated financial statements should be read in conjunction with the audited consolidated financial statements and notes thereto as of and for the year ended December 31, 2022 December 31, 2023, which are included in the Company's Annual Report on Form 10-K filed with the U.S. Securities and Exchange Commission ("SEC") on February 23, 2023 February 27, 2024. Except for those required by new accounting pronouncements discussed below, there have been no significant changes to the Company's

significant accounting policies during the **nine three** months ended **September 30, 2023** **March 31, 2024** (see "~~Recently~~"—~~Recently~~ Issued Accounting Pronouncements" section below).

Principles of Consolidation

The accompanying unaudited consolidated financial statements include the accounts of the Company, the OP and its subsidiaries. All intercompany accounts and transactions are eliminated in consolidation. In determining whether the Company has a controlling financial interest in a joint venture and the requirement to consolidate the accounts of that entity, management considers factors such as ownership interest, authority to make decisions and contractual and substantive participating rights of

GLOBAL NET LEASE, INC.

NOTES TO CONSOLIDATED FINANCIAL STATEMENTS

March 31, 2024

(Unaudited)

the other partners or members as well as whether the entity is a variable interest entity for which the Company is the primary beneficiary. Substantially all of the Company's assets and liabilities are held by the OP.

Use of Estimates

The preparation of financial statements in conformity with GAAP requires management to make estimates and assumptions that affect the reported amounts of assets and liabilities and disclosure of contingent assets and liabilities at the date of the financial statements and the reported amounts of revenues and expenses during the reporting period. Actual results could differ from those estimates. Management makes significant estimates regarding revenue recognition, purchase price allocations to record investments in real estate, derivative financial instruments, hedging activities, equity-based compensation expenses, **related to the 2021 OPP** income taxes and fair value measurements, as applicable.

GLOBAL NET LEASE, INC.

NOTES TO CONSOLIDATED FINANCIAL STATEMENTS

September 30, 2023

(Unaudited)

Noncontrolling Interests

The non-controlling interests represent the portion of the equity in the OP that is not owned by the Company. Noncontrolling interests are presented as a separate component of equity on the consolidated balance sheets and presented as net loss attributable to non-controlling interests on the consolidated statements of operations and comprehensive loss. Noncontrolling interests are allocated a share of net income or loss based on their share of equity ownership. The Company did not allocate any net loss to non-controlling interests as the amount was not significant.

Revenue Recognition

The Company's revenues, which are derived primarily from lease contracts, include rents that each tenant pays in accordance with the terms of each lease reported on a straight-line basis over the non-cancelable term of the lease. As of **September 30, 2023** **March 31, 2024**, the Company's leases had a weighted-average remaining lease term of **6.9** **6.5** years. Because many of the Company's leases provide for rental increases at specified intervals, straight-line basis accounting requires the Company to record a receivable for, and include in revenue from tenants, unbilled rent receivables that the Company will only receive if the tenant makes all rent payments required through the expiration of the initial term of the lease.

For new leases after acquisition of a property, the commencement date is considered to be the date the lease is executed and the tenant has access to the space. The Company defers the revenue related to lease payments received from tenants in advance of their due dates. When the Company acquires a property, the acquisition date is considered to be the commencement date for purposes of this calculation for all leases in place at the time of acquisition. In the Company's Industrial & Distribution, Single-Tenant Retail and Office segments, in addition to base rent, the Company's lease agreements generally require tenants to pay for their property operating expenses or reimburse the Company for property operating expenses that the Company incurs (primarily insurance costs and real estate taxes). However, some limited property operating expenses that are not the responsibility of the tenant are absorbed by the Company. In the Company's Multi-Tenant Retail segment, the Company owns, manages and leases multi-tenant properties where the Company generally pays for the property operating expenses for those properties and most of the Company's tenants are required to pay their pro rata share of property operating expenses. Under ASC 842, the Company has elected to report combined lease and non-lease components in a single line "Revenue from tenants." For expenses paid directly by the tenant, under ASC 842, the Company has reflected them on a net basis.

The Company continually reviews receivables related to rent and unbilled rent receivables and determines collectability by taking into consideration the tenant's payment history, the credit worthiness and financial condition of the tenant, business conditions in the industry in which the tenant operates and economic conditions in the area in which the property is located. Under lease accounting rules, the Company is required to assess, based on credit risk only, if it is probable that it will collect virtually all of the lease payments at the lease commencement date and it must continue to reassess collectability periodically thereafter based on new facts and circumstances affecting the credit risk of the tenant. Partial reserves, or the ability to assume partial recovery are not permitted. If the Company determines that it is probable it will collect virtually all of the lease payments (rent and contractually reimbursable property operating expenses), the lease will continue to be accounted for on an accrual basis (i.e. straight-line). However, if the Company determines it is not probable that it will collect virtually all of the lease payments, the lease will be accounted for on a cash basis and the straight-line rent receivable would be written off where it was subsequently concluded that collection was not probable. Cost recoveries from tenants are included in revenue from tenants on the accompanying consolidated statements of operations in the period the related costs are incurred, as applicable.

Accounting for Leases

Lessor Accounting

As a lessor of real estate, the Company has elected, by class of underlying assets, to account for lease and non-lease components (such as tenant reimbursements of property operating expenses) as a single lease component as an operating lease because (a) the non-lease components have the same timing and pattern of transfer as the associated lease component; and (b) the lease component, if accounted for separately, would be classified as an operating lease. Additionally, only incremental

GLOBAL NET LEASE, INC.

NOTES TO CONSOLIDATED FINANCIAL STATEMENTS

March 31, 2024

(Unaudited)

direct leasing costs may be capitalized under the accounting guidance. Indirect leasing costs in connection with new or extended tenant leases, if any, are being expensed as incurred.

As of September 30, 2023 March 31, 2024, the Company had two parcels of land leased to tenants that qualify as financing leases which were acquired in the REIT Merger. The carrying value of these leases was \$6.5 \$6.6 million as of September 30, 2023 March 31, 2024 and the amounts are included in prepaid expenses and other assets on the Company's consolidated balance sheet as of September 30, 2023 March 31, 2024. Income of \$34,188 \$0.2 million relating to these two leases is included in revenue from tenants in the Company's consolidated statement of operations for the three and nine months ended September 30, 2023 March 31, 2024.

Lessee Accounting

For lessees, the accounting standard requires the application of a dual lease classification approach, classifying leases as either operating or finance leases based on the principle of whether or not the lease is effectively a financed purchase by the

GLOBAL NET LEASE, INC.

NOTES TO CONSOLIDATED FINANCIAL STATEMENTS

September 30, 2023

(Unaudited)

lessee. Lease expense for operating leases is recognized on a straight-line basis over the term of the lease, while lease expense for finance leases is recognized based on an effective interest method over the term of the lease. Also, lessees must recognize a right-of-use asset ("ROU") and a lease liability for all leases with a term of greater than 12 months regardless of their classification. Further, certain transactions where at inception of the lease the buyer-lessor accounted for the transaction as a purchase of real estate and a new lease may now be required to have symmetrical accounting to the seller-lessee if the transaction was not a qualified sale-leaseback and accounted for as a financing transaction. For additional information and disclosures related to the Company's operating leases, see [Note 11](#) — *Commitments and Contingencies*.

Impairment of Long Lived Assets

If circumstances indicate the carrying value of a property may not be recoverable, the Company reviews the asset for impairment. This review is based on an estimate of the future undiscounted cash flows, excluding interest charges, expected to result from the property's use and eventual disposition. These estimates consider factors such as expected future operating income, market and other applicable trends and residual value, as well as the effects of leasing demand, competition and other factors. If impairment exists due to the inability to recover the carrying value of a property, an impairment loss is recorded to the extent that the carrying value exceeds the estimated fair value of the property for properties to be held and used. For properties held for sale, the impairment loss is the adjustment to fair value less estimated cost to dispose of the asset. These assessments have a direct impact on net income because recording an impairment loss results in an immediate negative adjustment to net earnings.

Goodwill

The Company evaluates goodwill for impairment at least annually or upon the occurrence of a triggering event. A triggering event is an event or circumstance that would more likely than not reduce the fair value of a reporting unit below its carrying amount. The Company performed its annual impairment evaluation in the fourth quarter of 2022 2023 to determine whether it is more likely than not that the fair value of the reporting unit is less than its carrying value. Based on this assessment, the Company determined that the goodwill was not impaired as of December 31, 2022 December 31, 2023. There were no material changes to this assessment as of September 30, 2023 March 31, 2024.

The Company We will continue to assess for triggering events. Should any triggering event occur, we would evaluate the carrying value of our goodwill by segment through an impairment test. If impairment is warranted, the charge would be recorded goodwill of \$29.8 million during through the three months ended September 30, 2023 related consolidated income statement as a reduction to the Mergers (see [Note 3](#) — *The Mergers*). earnings.

Reportable Segments

As of September 30, 2023 March 31, 2024, the Company has determined that it has four reportable segments based on property type: (1) Industrial & Distribution, (2) Multi-Tenant Retail, (3) Single-Tenant Retail and (4) Office (see [Note 15](#) — *Segment Reporting* for additional information).

Derivative Instruments

The Company may use derivative financial instruments, including interest rate swaps, caps, options, floors and other interest rate derivative contracts to hedge all or a portion of the interest rate risk associated with its borrowings. In addition, all foreign currency denominated borrowings under the Company's Revolving Credit Facility (as defined in [Note 6](#) — *Revolving Credit Facility and Term Loan, Net*) are designated as net investment hedges. Certain of the Company's foreign operations expose the Company to fluctuations of foreign interest rates and exchange rates. These fluctuations may impact the value of the Company's cash receipts and payments in the Company's functional currency, the USD. The Company enters into derivative financial instruments in an effort to protect the value or fix the amount of certain obligations in terms of its functional currency.

The Company records all derivatives on the consolidated balance sheets at fair value. The accounting for changes in the fair value of derivatives depends on the intended use of the derivative, whether the Company has elected to designate a derivative in a hedging relationship and apply hedge accounting and whether the hedging relationship has satisfied the criteria necessary to apply hedge accounting. Derivatives designated and qualifying as a hedge of the exposure to changes in the fair value of an

GLOBAL NET LEASE, INC.

NOTES TO CONSOLIDATED FINANCIAL STATEMENTS

March 31, 2024

(Unaudited)

asset, liability, or firm commitment attributable to a particular risk, such as interest rate risk, are considered fair value hedges. Derivatives designated and qualifying as a hedge of the exposure to variability in expected future cash flows, or other types of forecasted transactions, are considered cash flow hedges. Derivatives may also be designated as hedges

of the foreign currency exposure of a net investment in foreign operations. Hedge accounting generally provides for the matching of the timing of gain or loss recognition on the hedging instrument with the recognition of the changes in the fair value of the hedged asset or liability that are attributable to the hedged risk in a fair value hedge or the earnings effect of the hedged forecasted transactions in a cash flow hedge. The Company may enter into derivative contracts that are intended to economically hedge certain risk, even though hedge accounting does not apply or the Company elects not to apply hedge accounting.

The accounting for subsequent changes in the fair value of these derivatives depends on whether each has been designated and qualifies for hedge accounting treatment. If the Company elects not to apply hedge accounting treatment (or for derivatives

GLOBAL NET LEASE, INC.

NOTES TO CONSOLIDATED FINANCIAL STATEMENTS

September 30, 2023

(Unaudited)

that do not qualify as hedges), any changes in the fair value of these derivative instruments is recognized immediately in gains (losses) on derivative instruments in the consolidated statements of operations. If a derivative is designated and qualifies for cash flow hedge accounting treatment, the change in the estimated fair value of the derivative is recorded in other comprehensive income (loss) in the consolidated statements of comprehensive income (loss) to the extent that it is effective.

Equity-Based Compensation

The Company has a stock-based incentive plan plans under which its directors, officers, other employees, consultants or entities that provide services to the Company are, or have historically been, eligible to receive awards. Awards granted thereunder are accounted for under the guidance for employee share based payments. The cost of services received in exchange for a stock award is measured at the grant date fair value of the award and the expense for such awards is included in equity-based compensation on consolidated statements of operations and is recognized over the vesting period or when the requirements for exercise of the award have been met met.

The Company has historically issued restricted shares of Common Stock ("Restricted Shares"), restricted stock units in respect of shares of Common Stock ("RSUs"), and performance stock units ("PSUs"). Also, although none remain outstanding as of March 31, 2024 or December 31, 2023, the Company historically had issued long-term incentive plan units of limited partner interest in the OP ("GNL LTIP Units") (see below for more information). For additional information on all of the equity-based compensation awards issued by the Company, see Note 13 — Equity-Based Compensation Compensation.

Multi-Year Outperformance Agreement With Former Advisor

On June 2, 2021, the Company entered into the multi-year outperformance agreement in June 2021 OPP with the former Advisor. Advisor (the "2021 OPP"). In connection with the Internalization Merger Agreement, the parties agreed to modify the terms of the existing 2021 OPP to accelerate the timing for determining whether the award is vested and earned, which changed the end date of the performance period to September 11, 2023, the day prior to Acquisition Date (as defined below) of the Mergers.

Under the 2021 OPP, which became effective June 2, 2021, the Company initially recorded equity-based compensation evenly over the requisite service period of approximately 3.1 years beginning on May 3, 2021, the date that the Company's independent directors approved the award of long-term incentive plan units of limited partner interest in the OP ("GNL LTIP Units"). However, due Due to the modification noted above, all of the remaining unrecognized compensation expense was accelerated and recorded in the quarter ended September 30, 2023 (through September 11, 2023). Any RTL LTIP Units that were earned prior to the Acquisition Date were converted into RTL Class A Common Stock prior to the Acquisition Date and were included in the consideration issued to holders of RTL Class A Common Stock (see Note 3 — The Mergers).

For additional information on the 2021 OPP and the ultimate determination of the vesting of the award on September 11, 2023, see Note 13 — Equity-Based Compensation.

Under the accounting guidance, the total equity-based compensation expense calculated is fixed and reflected as a charge to earnings over the service period. Further, in the event of a modification, any incremental increase in the value of the instrument measured on the date of the modification both before and after the modification, may result in an incremental amount to be reflected prospectively as a charge to earnings over the remaining service period, however, the modification noted above had no incremental value to amortize. The expense for these non-employee awards is included in the equity-based compensation line item of the consolidated statements of operations.

Income Taxes

The Company elected to be taxed as a REIT under Sections 856 through 860 of the Internal Revenue Code of 1986, as amended (the "Code"), beginning with the taxable year ended December 31, 2013. Commencing with such taxable year, the Company was organized to operate in such a manner as to qualify for taxation as a REIT under the Code and believes it has so qualified. The Company intends to continue to operate in such a manner to continue to qualify for taxation as a REIT, but no assurance can be given that it will operate in a manner to remain qualified as a REIT. After the REIT Merger, the asset and income tests for REIT qualification apply to all of GNL's assets, including the assets that GNL acquired from RTL, and to all of GNL's income, including the income derived from the assets that GNL acquired from RTL. As a result, the nature of the assets that GNL acquired from RTL and the income that GNL derived from those assets may have an effect on GNL's tax qualification as a REIT. As a REIT, the Company generally will not be subject to federal corporate income tax to the extent it distributes annually all of its REIT taxable income. REITs are subject to a number of other organizational and operational requirements.

The Company conducts business in various states and municipalities within the U.S., Canada, Puerto Rico, the United Kingdom and Western Europe and, as a result, the Company or one of its subsidiaries file income tax returns in the U.S. federal jurisdiction and various states and certain foreign jurisdictions. As a result, the Company may be subject to certain federal, state, local and foreign taxes on its income and assets, including alternative minimum taxes, taxes on any undistributed income and state, local or foreign income, franchise, property and transfer taxes. Any of these taxes decrease the Company's earnings and available cash. In addition, the Company's international assets and operations, including those owned through direct or

GLOBAL NET LEASE, INC.

NOTES TO CONSOLIDATED FINANCIAL STATEMENTS

March 31, 2024

(Unaudited)

indirect subsidiaries that are disregarded entities for U.S. federal income tax purposes, continue to be subject to taxation in the foreign jurisdictions where those assets are held or those operations are conducted.

Significant judgment is required in determining the Company's tax provision and in evaluating its tax positions. The Company establishes tax reserves based on a benefit recognition model, which the Company believes could result in a greater

GLOBAL NET LEASE, INC.

NOTES TO CONSOLIDATED FINANCIAL STATEMENTS

September 30, 2023

(Unaudited)

amount of benefit (and a lower amount of reserve) being initially recognized in certain circumstances. Provided that the tax position is deemed more likely than not of being sustained, the Company recognizes the largest amount of tax benefit that is greater than 50 percent likely of being ultimately realized upon settlement. The Company derecognizes the tax position when the likelihood of the tax position being sustained is no longer more likely than not.

The Company recognizes deferred income taxes in certain of its subsidiaries taxable in the U.S. or in foreign jurisdictions. Deferred income taxes are generally the result of temporary differences (items that are treated differently for tax purposes than for GAAP purposes). In addition, deferred tax assets arise from unutilized tax net operating losses, generated in prior years. The Company provides a valuation allowance against its deferred income tax assets when it believes that it is more likely than not that all or some portion of the deferred income tax asset may not be realized. Whenever a change in circumstances causes a change in the estimated realizability of the related deferred income tax asset, the resulting increase or decrease in the valuation allowance is included in deferred income tax expense (benefit).

The Company derives most of its REIT taxable income from its real estate operations in the U.S. and has historically distributed all of its REIT taxable income to its shareholders. As such, the Company's real estate operations are generally not subject to U.S. federal tax, and accordingly, no provision has been made for U.S. federal income taxes in the consolidated financial statements for these operations. These operations may be subject to certain state, local, and foreign taxes, as applicable.

The Company's deferred tax assets and liabilities are primarily the result of temporary differences related to the following:

- Basis differences between tax and GAAP for certain international real estate investments. For income tax purposes, in certain acquisitions, the Company assumes the seller's basis, or the carry-over basis, in the acquired assets. The carry-over basis is typically lower than the purchase price, or the GAAP basis, resulting in a deferred tax liability with an offsetting increase to goodwill or the acquired tangible or intangible assets;
- Timing differences generated by differences in the GAAP basis and the tax basis of assets such as those related to capitalized acquisition costs and depreciation expense; and
- Tax net operating losses in certain subsidiaries, including those domiciled in foreign jurisdictions that may be realized in future periods if the respective subsidiary generates sufficient taxable income.

The Company recognizes current income tax expense for state and local income taxes and taxes incurred in its foreign jurisdictions. The Company's current income tax expense fluctuates from period to period based primarily on the timing of its taxable income.

Recently Issued Accounting Pronouncements

Adopted Pending Adoption as of January 1, 2022 March 31, 2024:

In August 2020, November 2023, the FASB issued ASU 2020-06, *Debt - Debt with Conversion and Other Options* 2023-07, *Segment Reporting (Topic 470) and Derivatives and Hedging - Contracts in Entity's Own Equity (Topic 815) 80* — *Improvements to Reportable Segment Disclosures*. The new standard reduces requires additional disclosures regarding a company's segments, including enhanced disclosures about significant segment expenses on an annual and interim basis. However, the number of accounting models new standard does not change how a public entity identifies its operating segments, aggregates those operating segments, or applies the quantitative thresholds to determine its reportable segments. The new standard is effective for convertible debt instruments public entities for fiscal years beginning after December 15, 2023, and convertible preferred stock, and amends interim periods in fiscal years beginning after December 15, 2024, with early adoption permitted. The Company will adopt the new guidance in its Form 10-K for the derivatives scope exception for contracts in year ended December 31, 2024 and we don't expect this to have an entity's own equity. The standard also amends and makes targeted improvements to the related earnings per share guidance. The ASU became effective for the Company January 1, 2022, and did not have a material impact on the Company's its consolidated financial statements.

Adopted statements as of September 30, 2023; the provisions are related to disclosure only.

In March 2020, December 2023, the FASB issued ASU 2020-04, *Reference Rate Reform* 2023-09, *Income Taxes (Topic 848): Facilitation of 740* — *Improvements to Income Tax Disclosures*. The new standard expands the Effects of Reference Rate Reform on Financial Reporting disclosure requirements for income taxes, specifically related to the rate reconciliation and income taxes paid. Public entities must apply the new standard to annual periods beginning after December 15, 2024. Topic 848 contains practical expedients for reference rate reform-related activities that impact debt, leases, derivatives, and other contracts. The Company will adopt the new guidance in Topic 848 is optional its Form 10-K for the year ended December 31, 2025 and may be elected over we don't expect this to have an impact on its consolidated financial statements as the period from March 12, 2020 through June 30, 2023 as reference rate reform activities occur. During quarter ended March 31, 2020, the Company elected to apply the hedge accounting expedients provisions are related to probability and the assessments of effectiveness for future London Interbank Offered Rate indexed cash flows to assume that the index upon which future hedged transactions will be based matches the index on the corresponding derivatives. Application of these expedients preserves the presentation of derivatives consistent with past presentation. The Company has fully adopted this guidance as of June 30, 2023, disclosure only.

Note 3 — The Mergers

On September 12, 2023 (the "Acquisition Date"), the REIT Merger (as defined below) and the Internalization Merger (as defined below) were both consummated (collectively, the "Mergers"). The REIT Merger and Internalization Merger were conditioned upon each other and accordingly are considered "related" and treated as a single transaction for accounting and reporting purposes.

GLOBAL NET LEASE, INC.

NOTES TO CONSOLIDATED FINANCIAL STATEMENTS

September 30, 2023 March 31, 2024

(Unaudited)

Note 3 — The Mergers REIT Merger

Pursuant to the terms and conditions of the Agreement and Plan of Merger dated May 23, 2023 (the "REIT Merger Agreement"), on the Acquisition Date, RTL merged with and into Osmosis Sub I, LLC, a wholly-owned subsidiary of GNL ("REIT Merger Sub"), with REIT Merger Sub continuing as the surviving entity (the "REIT Merger") and a wholly-owned subsidiary of GNL, followed by Osmosis Sub II, LLC, a wholly-owned subsidiary of the OP, merging with and into the RTL OP, with RTL OP continuing as the surviving entity (the "OP Merger" and collectively with the REIT Merger, the "REIT Mergers").

On the Acquisition Date, pursuant to the REIT Merger Agreement, each issued and outstanding share of RTL's (i) Class A Common Stock, (or fraction thereof) as of the Acquisition Date par value \$0.01 per share (the "RTL Class A Common Stock"), was converted into 0.670 shares (the "Exchange Ratio") of GNL's Common Stock, equal to the Exchange Ratio, par value \$0.01 per share ("Common Stock"), (ii) 7.50% Series A Cumulative Redeemable Preferred Stock, par value \$0.01 per share ("RTL Series A Preferred Stock"), was automatically converted into one share of newly created 7.50% Series D Cumulative Redeemable Perpetual Preferred Stock, par value \$0.01 per share (the "Series D Preferred Stock"), and (iii) 7.375% Series C Cumulative Redeemable Perpetual Preferred Stock, par value \$0.01 per share ("RTL Series C Preferred Stock"), was automatically converted into one share of newly created 7.375% Series E Cumulative Redeemable Perpetual Preferred Stock, par value \$0.01 per share (the "Series E Preferred Stock").

Also, pursuant to the REIT Merger Agreement:

- The Company issued Common Stock (adjusted for the Exchange Ratio) for certain shares of restricted RTL Class A Common Stock ("RTL Restricted Shares") (see table below for details).
- The Company issued Class A Units (adjusted for the Exchange Ratio) to the previous holder of RTL Class A Units (see table below for details).

The Internalization Merger

Pursuant to the terms and conditions of the Agreement and Plan of Merger dated May 23, 2023 (the "Internalization Merger Agreement") to internalize the advisory and property management functions of the combined companies, on the Acquisition Date, (i) GNL Advisor Merger Sub LLC, a wholly-owned subsidiary of the OP merged with and into the former Advisor, with the former Advisor continuing in existence; (ii) GNL PM Merger Sub LLC, a wholly-owned subsidiary of the OP merged with and into the Property Manager, with the Property Manager continuing in existence; (iii) RTL Advisor Merger Sub LLC merged with and into Necessity Retail Advisors, LLC ("RTL Advisor"), with RTL Advisor continuing in existence; and (iv) RTL PM Merger Sub LLC, a wholly-owned subsidiary of the OP merged with and into Necessity Retail Properties, LLC ("RTL Property Manager"), with RTL Property Manager continuing in existence (collectively, the "Internalization Merger"). As a result of the consummation of the Internalization Merger, the advisory agreements were terminated for both the Company and RTL and the Company assumed both of the Company's and RTL's property management agreements and the Company was no longer externally managed. The Company internalized these functions with its own dedicated workforce (see [Holders of \(i\) RTL's Series A](#) [Note 12 — Related Party Transactions and Arrangements](#) Preferred Stock received one share of newly created Series D Preferred Stock and (ii) RTL's Series C Preferred Stock received one share of newly created Series E Preferred Stock (see table below for details) additional information on the Internalization Merger).

As consideration for the Internalization Merger, the Company issued 29,614,825 shares of its Common Stock valued in the aggregate at \$325.0 million to AR Global and paid cash in an amount equal to \$50.0 million to AR Global. The number of shares issued in respect of the Internalization Merger was valued based on the Company's 5-day volume-weighted average price as of market close on May 11, 2023 of \$10.97 per share of Common Stock. The Company registered these shares for resale under the Securities Act, pursuant to the terms and conditions (including limitations) thereof.

GLOBAL NET LEASE, INC.

NOTES TO CONSOLIDATED FINANCIAL STATEMENTS

March 31, 2024

(Unaudited)

Fair Value of Consideration Transferred

The following table presents the fair value of the consideration transferred to affect the acquisition:

Fair Value Calculation			
Shares or Units	Price Used to Calculate Fair Value	Fair Value of Consideration Transferred (In thousands)	Consideration Type
Fair Value Calculation			
Shares or Units			
Shares or Units			
Shares or Units	Price Used to Calculate Fair Value	Fair Value of Consideration Transferred (In thousands)	Consideration Type

Fair value of	Fair value of					
Common Stock	Common Stock					
issued to	issued to					
holders of RTL	holders of RTL	93,432,927	\$ 11.11	(2) \$	1,038,040	Common
Class A	Class A					Stock
Common Stock	Common Stock					
(1)	(1)					

Fair value of Common Stock issued to holders of RTL Class A Common Stock ⁽¹⁾	100.00
---	--------

Fair value of Common Stock issued				
to holders of RTL Class A	93,432,946	\$ 11.11 ⁽²⁾	\$1,038,040	Common
Common Stock ⁽¹⁾				Stock

Fair value of Common Stock issued upon vesting of certain RTL Restricted Shares	
---	--

Fair value of Common Stock issued
upon vesting of certain RTL
Restricted Shares

[illegible][illegible]

Fair value of Class A Units issued by the OP to holder of RTL Class A Units	Fair value of Class A Units issued by the OP to holder of RTL Class A Units	115,857	\$ 11.11 ⁽²⁾	1,287	Class A Units
---	---	---------	-------------------------	-------	---------------

Fair value of Class A Units issued by the OP to holder of RTL Class A Units	
---	--

Fair value of Class A Units issued by				
the OP to holder of RTL Class A	115,857	\$ 11.11 ⁽²⁾	1,287	Class A Units
Units				

[illegible]

Fair value of GNL Series E Preferred Stock to be issued to holders of RTL Series C Preferred Stock ⁽⁶⁾	Fair value of GNL Series E Preferred Stock to be issued to holders of RTL Series C Preferred Stock ⁽⁶⁾	4,595,175	⁽⁵⁾ \$ 19.75	⁽⁵⁾ 90,755	Series E Preferred Stock	Fair value of GNL Series E Preferred Stock to be issued to holders of RTL Series C Preferred Stock ⁽⁶⁾	4,595,175	⁽⁵⁾ \$ 19.75	⁽⁵⁾ 90,755	Series E Preferred Stock	Series E Preferred Stock
Total equity consideration	Total equity consideration			1,617,015							
Cash consideration paid to AR Global	Cash consideration paid to AR Global			50,000	Cash						
Cash consideration paid to AR Global	Cash consideration paid to AR Global										
Cash consideration paid to AR Global	Cash consideration paid to AR Global										50,000
Cash used to repay RTL's credit facility at closing of the REIT Merger	Cash used to repay RTL's credit facility at closing of the REIT Merger			466,000	Cash	Cash used to repay RTL's credit facility at closing of the REIT Merger				466,000	C
Total consideration transferred	Total consideration transferred			\$ 2,133,015							

⁽¹⁾ Includes RTL LTIP Units earned and converted to RTL Class A Common Stock and certain vested shares of RTL Restricted Shares, both of which occurred prior to the Acquisition Date (see [Note 13](#) — *Equity-based Compensation*).

⁽²⁾ Represents the closing price of GNL's Common Stock on the Acquisition Date.

⁽³⁾ The considered value of Common Stock to be issued to AR Global was \$325.0 million for the Internalization Merger, and the number of shares issued was valued based on the Company's 5-day volume-weighted average price as of market close on May 11, 2023. The price used to calculate fair value represents the closing price of GNL's Common Stock on the Acquisition Date.

⁽⁴⁾ Each share of the RTL Series A Preferred Stock was exchanged for one new share of Series D Preferred Stock respectively. The price used to calculate fair value represents the closing price of the RTL Series A Preferred Stock on the Acquisition Date.

⁽⁵⁾ Each share of the RTL Series C Preferred Stock was exchanged for one new share of Series E Preferred Stock respectively. The price used to calculate fair value represents the closing price of the RTL Series C Preferred Stock on the Acquisition Date.

GLOBAL NET LEASE, INC.

NOTES TO CONSOLIDATED FINANCIAL STATEMENTS

September 30, 2023

(Unaudited)

Purchase Price Allocation

The Mergers were all conditioned upon each other and accordingly are considered "related" and treated as a single transaction for accounting and reporting purposes. The Mergers are accounted for under the acquisition method for business combinations pursuant to GAAP, with the Company as the accounting acquirer of RTL. The consideration transferred by the Company in the Mergers establishes a new accounting basis for the assets acquired, liabilities assumed and any non-controlling interests, measured at their respective fair value as of the Acquisition Date. To the extent fair value of the consideration paid exceeds fair value of net assets acquired, any such excess represents goodwill. **Adjustments to estimated**

The Company provided a provisional allocation of the fair value of **identifiable** the assets acquired and liabilities assumed in the Mergers in the Company's Quarterly Report on Form 10-Q for the quarter ended September 30, 2023. During the three months ended March 31, 2024 and December 31, 2023, measurement period adjustments were determined and recorded as if they had been completed at the Acquisition Date. Future adjustments to the provisional allocation of the fair value of the assets and liabilities acquired in the Mergers, as well as adjustments to the consideration paid may change the determination and amount of goodwill and may impact depreciation, amortization and accretion based on revised fair value of assets acquired and liabilities assumed. The finalization of the Company's fair value assessments could result in changes in the valuation of assets acquired and liabilities assumed up to a year after the Acquisition Date.

GLOBAL NET LEASE, INC.

NOTES TO CONSOLIDATED FINANCIAL STATEMENTS

March 31, 2024
(Unaudited)

The following table summarizes the provisional recording of amounts recognized for the assets acquired and liabilities assumed as of Acquisition Date, as well as adjustments made in the three months ended March 31, 2024 and December 31, 2023 (measurement period adjustments) to the amounts previously reported in the three months ended September 30, 2023.

(in thousands)

(in thousands)	Amounts Recognized as of the Acquisition Date (as previously reported)	Measurement Period Adjustments	Amounts Recognized as of the Acquisition Date (as adjusted)
Assets Acquired:			
Land	\$ 954,967	\$ 615	\$ 955,582
Buildings, fixtures and improvements	2,526,810	349	2,527,159
Total tangible assets	3,481,777	964 ⁽¹⁾	3,482,741
Acquired intangible assets:			
In-place leases	582,475	(1,045)	581,430
Above-market lease assets	67,718	50	67,768
Total acquired intangible lease assets	650,193	(995) ⁽¹⁾	649,198
Cash	65,223	(607) ⁽²⁾	64,616
Operating lease right-of-use assets	26,407	10	26,417
Prepaid expenses and other assets	60,862	1,910 ⁽³⁾	62,772
Goodwill	29,817	(2,765) ⁽⁴⁾	27,052
Total assets acquired	4,314,279	(1,483)	4,312,796
Liabilities Assumed:			
Mortgage notes payable, net	1,587,455	—	1,587,455
Senior notes, net	386,250	—	386,250
Acquired intangible lease liabilities	76,682	3	76,685
Accounts payable and accrued expenses	86,031	(1,456) ⁽⁵⁾	84,575
Operating lease liabilities	26,407	(30)	26,377
Prepaid rent	18,439	—	18,439
Total liabilities assumed	2,181,264	(1,483)	2,179,781
Total consideration transferred	\$ 2,133,015	\$ —	\$ 2,133,015

⁽¹⁾ These adjustments were recorded to reflect changes in the estimated fair value of tangible and intangible assets, from the initial provisional estimates, due to the receipt of new information.

⁽²⁾ The decrease in cash was due to the receipt of new information, subsequent to the initial provisional estimates, related to cash acquired as of the Acquisition Date.

⁽³⁾ The net increase in prepaid expenses and other assets was due to the receipt of new information, subsequent to the initial provisional estimates, primarily related to receivables that had previously been deemed uncollectible as of the Acquisition Date.

⁽⁴⁾ The net decrease in goodwill from the initial provisional valuation reflects the net impact of all measurement period adjustments to the assets acquired and liabilities assumed.

⁽⁵⁾ The net decrease in accounts payable and accrued expenses was due to the receipt of new information, subsequent to the initial provisional estimates, related to accrued expenses that were estimated as of the Acquisition Date.

	Amount
Assets Acquired:	
Land	\$ 954,967
Buildings, fixtures and improvements	2,526,810
Total tangible assets	3,481,777
Acquired intangible assets:	
In-place leases	582,475
Above-market lease assets	67,718
Total acquired intangible lease assets	650,193
Cash	65,223
Operating lease right-of-use assets	26,407
Prepaid expenses and other assets	60,862
Goodwill	29,817
Total assets acquired	4,314,279
Liabilities Assumed:	
Mortgage notes payable, net	1,587,455
Senior notes, net	386,250
Acquired intangible lease liabilities	76,682
Accounts payable and accrued expenses	86,031
Operating lease liabilities	26,407

Prepaid rent	18,439
Total liabilities assumed	2,181,264
Total consideration transferred	\$ 2,133,015

Goodwill

Goodwill is calculated as the excess of the consideration transferred over the net assets recognized and represents the future economic benefits arising from other assets acquired that could not be individually identified and separately recognized. Specifically, the goodwill recorded as part of the Mergers includes the expected synergies and other benefits that we believe will result from the Internalization Merger and any intangible assets that do not qualify for separate recognition. Goodwill is not amortized and the Company has not yet allocated the goodwill to its segments due to the preliminary nature of the recording of the assets and liabilities assumed as of September 30, 2023.

GLOBAL NET LEASE, INC.

NOTES TO CONSOLIDATED FINANCIAL STATEMENTS

September 30, 2023

(Unaudited)

Actual and Pro Forma Impact of Acquisition

The following table presents information for RTL that is included in the Company's consolidated statements of income from the Acquisition Date through the Company's three and nine months ended September 30, 2023:

(In thousands)	RTL's Operations Included in GNL's Results
Revenue from tenants	\$ 22,616
Net loss	\$ (3,667)

The following table presents unaudited supplemental pro forma information as if the Mergers had occurred on January 1, 2022 for the three and nine months ended September 30, 2023 and 2022. The unaudited supplemental pro forma financial information is not necessarily indicative of what the actual results of operations of the Company would have been assuming the Mergers had taken place on January 1, 2022, nor is it indicative of the results of operations for future periods.

(In thousands)	Three Months Ended September 30,		Nine Months Ended September 30,	
	2023	2022	2023	2022
Pro Forma Revenue from tenants	\$ 199,272	\$ 207,953	\$ 605,828	\$ 608,958
Pro Forma Net loss	\$ (209,703)	\$ (36,913)	\$ (294,690)	\$ (73,974)

segments.

GLOBAL NET LEASE, INC.

NOTES TO CONSOLIDATED FINANCIAL STATEMENTS

September 30, 2023 March 31, 2024

(Unaudited)

Note 4 — Real Estate Investments, Net

Property Acquisitions

The following table presents the allocation of the assets acquired and liabilities assumed during the nine three months ended September 30, 2023 March 31, 2023, and, in the case of assets located outside of the U.S., based on the applicable exchange rate at the time of purchase. With The Company did not acquire any properties during the exception three months ended March 31, 2024. All of the Mergers which was treated as a business combination (see Note 3 — The Mergers), all other acquisitions are in the three months ended March 31, 2023 were considered asset acquisitions for accounting purposes.

(Dollar amounts in thousands)	Nine Months Ended September 30, 2023			Nine Months Ended September 30, 2022
	Business Combination	Asset Acquisitions	Total	Total (All Asset Acquisitions)
Assets Acquired:				
Real estate investments, at cost:				
Land	\$ 954,967	\$ 4,757	\$ 959,724	\$ 4,176
Buildings, fixtures and improvements	2,526,810	30,087	2,556,897	25,938
Total tangible assets	3,481,777	34,844	3,516,621	30,114
Intangibles acquired:				

In-place leases	582,475	4,128	586,603	4,010
Above-market lease assets	67,718	40,964	108,682	—
Below-market lease liabilities	—	—	—	(230)
Total Intangible assets and liabilities	650,193	45,092	695,285	3,780
Cash	65,223	—	65,223	—
Right-of -use asset	26,407	1,426	27,833	—
Prepaid expenses and other assets	60,862	—	60,862	—
Goodwill	29,817	—	29,817	—
Total assets acquired	4,314,279	81,362	4,395,641	33,894
Liabilities Assumed:				
Mortgage notes payable, net	1,587,455	—	1,587,455	—
Senior notes, net	386,250	—	386,250	—
Acquired intangible lease liabilities	76,682	—	76,682	—
Accounts payable and accrued expenses	86,031	—	86,031	—
Operating lease liabilities	26,407	—	26,407	—
Prepaid rent	18,439	—	18,439	—
Total liabilities assumed	2,181,264	—	2,181,264	—
Equity issued in acquisitions	1,617,015	—	1,617,015	—
Cash paid for acquired real estate investments	\$ 516,000	\$ 81,362	\$ 597,362	\$ 33,894
Number of properties purchased	989	8	997	3

GLOBAL NET LEASE, INC.

NOTES TO CONSOLIDATED FINANCIAL STATEMENTS

September 30, 2023

(Unaudited)

	Three Months Ended March 31, 2023
<i>(Dollar amounts in thousands)</i>	
Assets Acquired:	
Real estate investments, at cost:	
Land	\$ 4,757
Buildings, fixtures and improvements	30,087
Total tangible assets	34,844
Intangibles acquired:	
In-place leases	4,128
Above-market lease assets	40,964
Total Intangible assets	45,092
Right-of -use asset	1,426
Cash paid for acquired real estate investments	\$ 81,362
Number of properties purchased	8

The following table summarizes the acquisitions by property type, listed by reportable segment, during the nine three months ended September 30, 2023 March 31, 2023:

Property Type	Property Type	Number of Properties (unaudited)	Square Feet (unaudited)	Property Type	Number of Properties	Square Feet (unaudited)
Properties Acquired in 2023:	Properties Acquired in 2023:					
Properties Acquired in 2023:						

Properties Acquired in 2023:

Industrial & Distribution
Industrial & Distribution

Industrial & Distribution	Industrial & Distribution	—	—
Multi-Tenant Retail	Multi-Tenant Retail	109	16,375,661
Single-Tenant Retail	Single-Tenant Retail	888	11,281,057
Office	Office	—	—
		<u>997</u>	<u>27,656,718</u>

Properties Acquired in 2022:

Industrial & Distribution	2	232,600
Multi-Tenant Retail	—	—
Single-Tenant Retail	—	—
Office	1	66,626
	<u>3</u>	<u>299,226</u>

8

Acquired Intangible Lease Assets

The Company allocates a portion of the fair value of real estate acquired to identified intangible assets and liabilities, consisting of the value of origination costs (tenant improvements, leasing commissions, and legal and marketing costs), the value of above-market and below-market leases, and the value of tenant relationships, if applicable, based in each case on their relative fair values. The Company periodically assesses whether there are any indicators that the value of the intangible assets may be impaired by performing a net present value analysis of future cash flows, discounted for the inherent risk associated with each investment. The Company recorded did not record any impairment charges of approximately \$1.0 million on its in-place lease intangible assets and \$0.8 million on its above-market lease acquired intangible assets during the three and nine months ended September 30, 2023. These impairments were recorded in connection with the four properties that were impaired in the quarter ended September 30, 2023 (as described below). March 31, 2024 or 2023.

Impairment Charges

The Company recorded aggregate impairment charges of \$0.5 \$4.3 million on in-place intangible assets and \$0.2 million on its below-market lease intangible liabilities, both associated with its real estate investments during the nine three months ended September 30, 2022 March 31, 2024 and did not record any impairment charges during the three months ended March 31, 2023.

Dispositions

During the three months ended September 30, 2023 March 31, 2024, the Company sold two determined that six of its properties located in the U.S. (all of which were acquired in the REIT Merger, and recorded a net loss of \$0.7 million during the three and nine months ended September 30, 2023. During the three months ended September 30, 2022, the Company sold one property in the U.S. and during the three months ended June 30, 2022, the Company sold one property in the U.K. As a result, the Company recorded gains of \$0.1 million and \$0.2 million during the three and nine months ended September 30, 2022, respectively.

Impairment Charges

During the three months ended September 30, 2023, the Company determined that the fair values of four of its properties (one in the U.K. and three in the U.S.) were lower than their carrying values. These properties were all owned by the Company prior to the REIT Merger. The Company recorded aggregate impairment charges for these properties, including the impairments to intangible assets noted above, of \$65.7 million in the three and nine months ended September 30, 2023. The impairment charge for the property in the U.K. was based on a calculation of the Merger) had an estimated fair value of the property. The impairment charges for the properties in the U.S., which the Company has signed non-binding letters of intent to sell, were based on the estimated selling prices of the assets.

During the quarter ended June 30, 2022, the Company determined that the estimated fair value of its Sagemcom property was lower than its the carrying value. As a result, value of the Company recorded impairment charges of \$0.8 million and \$16.8 million in the three and nine months ended September 30, 2022, respectively, properties, based on the estimated selling price of such properties, and as a result, the Sagemcom property.

The impairment charges Company recorded during the nine months ended September 30, 2022 of \$17.1 million includes the impairment for the Sagemcom property (discussed above) as well as an impairment that was recorded in the three months ended March 31, 2022 for the Bradford & Bingley property. The impairment on the Bradford & Bingley property was based on the estimated selling price charge of the asset, less estimated transaction costs, approximately \$4.3 million.

GLOBAL NET LEASE, INC.

NOTES TO CONSOLIDATED FINANCIAL STATEMENTS

September 30, 2023 March 31, 2024

(Unaudited)

Dispositions

During the three months ended March 31, 2024, the Company sold 19 properties, 17 of which were acquired in the REIT Merger, and recorded a net gain of \$5.9 million during the three months ended March 31, 2024. During the three months ended March 31, 2023, the Company did not sell any properties. The following table summarizes the aforementioned properties sold:

Portfolio	Country/States	Disposition Month(s)	Number of Properties	Square Feet (unaudited)
Properties Sold in 2024:				
O'Charley's	AL, IN, TN, MS	February & March	5	31,610
Truist Bank	FL, GA, TN	February & March	11	45,314
Fife Council	United Kingdom	February	1	37,331
TOMs King	PA	February	1	4,107
FedEx	MN	March	1	11,501
			19	129,863

Assets Held for Sale

When assets are identified by management as held for sale, the Company stops recognizing depreciation and amortization expense on the identified assets and estimates the sales price, net of costs to sell, of those assets. If the carrying amount of the assets classified as held for sale exceeds the estimated net sales price, the Company records an impairment charge equal to the amount by which the carrying amount of the assets exceeds the Company's estimate of the net sales price of the assets.

In October 2023, the Company sold a property in Ohio, that it acquired in the REIT Merger. As of September 30, 2023 March 31, 2024, the Company evaluated this asset its assets for held for sale classification and determined that it six properties, all of which were acquired in the Merger, qualified for held for sale treatment based on the Company's accounting policies. Because this asset is these assets are considered held for sale, the operating results of this property remain classified within continuing operations for all periods presented.

The Company did not have any assets classified as assets held for sale as of December 31, 2022. The following table details the major classes of the assets associated with the property that the Company determined to be classified as held for sale as of September 30, 2023 March 31, 2024 and December 31, 2023:

(Dollar amounts in thousands)	September 30, 2023
Real estate investments held for sale, at cost:	
Land	\$ 380
Buildings, fixtures and improvements	920
Total real estate assets held for sale, at cost	1,300
Less accumulated depreciation and amortization	(1)
Total real estate investments held for sale, net	\$ 1,299

(Dollar amounts in thousands)	March 31, 2024	December 31, 2023
Real estate investments held for sale, at cost:		
Land	\$ 3,185	\$ 860
Buildings, fixtures and improvements	9,751	2,349
Acquired intangible lease assets	1,201	—
Total real estate assets held for sale, at cost	14,137	3,209
Less accumulated depreciation and amortization	(90)	(21)
Total real estate investments held for sale, net	\$ 14,047	\$ 3,188

Significant Tenants

There were no tenants whose annualized rental income on a straight-line basis represented 10.0% or greater of consolidated annualized rental income on a straight-line basis for all properties as of September 30, 2023 March 31, 2024 and December 31, 2022 December 31, 2023. The termination, delinquency or non-renewal of leases by any major tenant may have a material adverse effect on revenues.

Geographic Concentration

The following table lists the countries and states where the Company has concentrations of properties where annualized rental income on a straight-line basis represented greater than 10.0% of consolidated annualized rental income on a straight-line basis as of September 30, 2023 March 31, 2024 and December 31, 2022 December 31, 2023. No U.S. state had a concentration over 10% as of March 31, 2024 and December 31, 2023.

Country / U.S. State	Country / U.S. State	September 30, 2023	December 31, 2022	Country / U.S. State	March 31, 2024	December 31, 2023
United States	United States	80.4%	63.9%	United States	79.7%	
United Kingdom	United Kingdom	10.7%	17.4%			
United Kingdom						

United Kingdom	11.0%	11.1%
----------------	-------	-------

GLOBAL NET LEASE, INC.

NOTES TO CONSOLIDATED FINANCIAL STATEMENTS

September 30, 2023 March 31, 2024

(Unaudited)

Note 5 —Mortgage Notes Payable, Net

In connection with the REIT Merger, the Company assumed all of RTL's mortgage notes payable as of the Acquisition Date. Mortgage notes payable, net as of September 30, 2023, March 31, 2024 and December 31, 2022, December 31, 2023 consisted of the following:

Encumbered Properties				Outstanding Loan Amount ⁽¹⁾		Effective Interest Rate		Interest Rate			
					September 30, 2023	December 31, 2022					Anticipated Repayment ⁽²⁾
Country	Country	Portfolio	Encumbered Properties								
			Encumbered Properties	(In thousands)	(In thousands)		Effective Interest Rate		Interest Rate		
Country											
Portfolio											
March 31, 2024											
December 31, 2023											
Country											
Portfolio											
March 31, 2024											
December 31, 2023											
Country											
Portfolio											
March 31, 2024											
December 31, 2023											
Finland:	Finland:	Finland Properties	5	\$ 78,263	\$ 79,232	4.4%	(3)	Fixed/Variable	Feb. 2024	Feb. 2024	
Germany:		Germany Properties	—	—	55,140	—%	(4)	Fixed/Variable	Jun. 2023	Jun. 2023	
Finland:											
Finland:											
Finland Properties 5 \$ 79,880											
Finland Properties —											
Luxembourg/ The Netherlands:	Luxembourg/ The Netherlands:	Benelux Properties	3	124,301	128,485	1.4%		Fixed	Jun. 2024	Jun. 2024	
Total EUR denominated 8 202,564 262,857											
Luxembourg/ The Netherlands:											
Luxembourg/ The Netherlands:											
Benelux Properties 3 116,296											
Total EUR denominated											
United Kingdom:	United Kingdom:	McLaren	3	123,262	122,182	6.1%		Fixed	Apr. 2024	Apr. 2024	
		United Kingdom Properties - Bulk Loan	—	—	194,320	—%	(5)	Fixed/Variable	Aug. 2023	Aug. 2023	
United Kingdom:											
Total GBP denominated 3 123,262 316,502											
United Kingdom:											
McLaren 3 127,503											
Total GBP denominated											
United	United	Penske Logistics	1	70,000	70,000	4.7%	(6)	Fixed	Nov. 2028	Nov. 2028	

States:	States:							2020	
	Multi-Tenant Mortgage							Nov.	
	Loan I	10	162,580	162,580	4.4%	(6)	Fixed	2027	Nov. 2027
United States:									
	Multi-Tenant Mortgage							Feb.	
	Loan II	8	32,750	32,750	4.4%	(6)	Fixed	2028	Feb. 2028
	Multi-Tenant Mortgage							Dec.	
	Loan III	7	98,500	98,500	4.9%	(6)	Fixed	2028	Dec. 2028
	Multi-Tenant Mortgage							May	
	Loan IV	16	97,500	97,500	4.6%	(6)	Fixed	2029	May 2029
	Multi-Tenant Mortgage							Oct.	
	Loan V	12	204,000	204,000	3.7%	(6)	Fixed	2029	Oct. 2029
	2019 Class A-1 Net-							May	
	Lease Mortgage Notes	97	115,770	—	3.8%	(7)	Fixed	2049	May 2026
	2019 Class A-2 Net-							May	
	Lease Mortgage Notes	101	119,562	—	4.5%	(7)	Fixed	2049	May 2029
	2021 Class A-1 Net-							May	
	Lease Mortgage Notes	44	52,724	—	2.2%	(7)	Fixed	2051	May 2028
	2021 Class A-2 Net-							May	
	Lease Mortgage Notes	44	91,069	—	2.8%	(7)	Fixed	2051	May 2031
	2021 Class A-3 Net-							May	
	Lease Mortgage Notes	33	34,997	—	3.1%	(7)	Fixed	2051	May 2028
	2021 Class A-4 Net-							May	
	Lease Mortgage Notes	34	54,995	—	3.7%	(7)	Fixed	2051	May 2031
	Column Financial							Aug.	
	Mortgage Notes	363	702,809	—	3.8%	(7)	Fixed	2025	Aug. 2025
								Jan.	
	Mortgage Loan II	12	210,000	—	4.3%	(7)	Fixed	2028	Jan. 2028
								Jan.	
	Mortgage Loan III	22	33,400	—	4.1%	(7)	Fixed	2028	Jan. 2028
	RTL Multi-Tenant							Feb.	
	Mortgage II	4	25,000	—	4.5%	(7)	Fixed	2024	Feb. 2024
								May	
	McGowin Park	1	39,025	—	4.1%	(7)	Fixed	2024	May 2024
								Sept.	
	CMBS Loan	29	260,000	—	6.5%	(7)	Fixed	2033	Sept. 2033
	Total USD								
	denominated	838	2,404,681	665,330					
	Gross mortgage								
	notes payable	849	2,730,507	1,244,689	4.2%				
	Mortgage discounts		(151,094)	(1,207)					
	Deferred financing								
	costs, net of								
	accumulated								
	amortization (ii)		(7,749)	(10,401)					
	Mortgage notes								
	payable, net	849	\$ 2,571,664	\$ 1,233,081	4.2%				

United States:				Penske		
				Logistics	1	70,000
	Multi-Tenant			Multi-		
	Mortgage Loan			Tenant		
	I			Mortgage		
				Loan I	10	16
	Multi-Tenant			Multi-		
	Mortgage Loan			Tenant		
	II			Mortgage		
				Loan II	8	3

Multi-Tenant Mortgage Loan III		Multi-Tenant Mortgage Loan III	7	9
Multi-Tenant Mortgage Loan IV		Multi-Tenant Mortgage Loan IV	16	9
Multi-Tenant Mortgage Loan V		Multi-Tenant Mortgage Loan V	11	13
2019 Class A-1 Net-Lease Mortgage Notes		2019 Class A-1 Net-Lease Mortgage Notes	97	11
2019 Class A-2 Net-Lease Mortgage Notes		2019 Class A-2 Net-Lease Mortgage Notes	101	11
2021 Class A-1 Net-Lease Mortgage Notes		2021 Class A-1 Net-Lease Mortgage Notes	43	5
2021 Class A-2 Net-Lease Mortgage Notes		2021 Class A-2 Net-Lease Mortgage Notes	44	8
2021 Class A-3 Net-Lease Mortgage Notes		2021 Class A-3 Net-Lease Mortgage Notes	32	3
2021 Class A-4 Net-Lease Mortgage Notes		2021 Class A-4 Net-Lease Mortgage Notes	33	5
Column Financial Mortgage Notes		Column Financial Mortgage Notes	352	69
Mortgage Loan II		Mortgage Loan II	12	21
Mortgage Loan III		Mortgage Loan III	22	3
RTL Multi-Tenant Mortgage II		RTL Multi-Tenant Mortgage II	—	
McGowin Park		McGowin Park	1	3
CMBS Loan		CMBS Loan	29	26

Total USD
denominated
Gross mortgage
notes payable
Gross mortgage
notes payable
Gross mortgage
notes payable
Mortgage discounts
Mortgage discounts
Mortgage discounts
Deferred financing
costs, net of
accumulated
amortization ⁽⁷⁾
Deferred financing
costs, net of
accumulated
amortization ⁽⁷⁾
Deferred financing
costs, net of
accumulated
amortization ⁽⁷⁾
Mortgage notes
payable, net
Mortgage notes
payable, net
Mortgage notes
payable, net

- (1) Amounts borrowed in local currency and translated at the spot rate in effect at the applicable reporting date.
- (2) The Company determines an anticipated repayment date when the terms of a debt obligation provide for earlier repayment than the legal maturity and when the Company expects to repay such debt obligations earlier due to factors such as elevated interest rates or additional principal payment requirements.
- (3) 80% fixed as a result of a "pay-fixed" interest rate swap agreement and 20% variable. Variable portion is approximately 1.4% plus 3-month Euribor. Euribor rate in effect as of **September 30, 2023** **March 31, 2024**. This loan was extended from its original maturity date of February 2024 to February 2029.
- (4) This loan mortgage was repaid in the quarter ended June 30, 2023 and the five properties were added to the borrowing base of the Revolving Credit Facility (as defined below) April 2024 (see [Note 16](#) — Subsequent Events for additional information). Prior to its repayment, the loan was 80% fixed as a result of a "pay-fixed" interest rate swap agreement and 20% variable.

GLOBAL NET LEASE, INC.

NOTES TO CONSOLIDATED FINANCIAL STATEMENTS

September 30, 2023

(Unaudited)

- (5) This loan was repaid in the quarter ended June 30, 2023 and the 41 properties were added to the borrowing base of the Revolving Credit Facility (as defined below). Prior to its repayment, the loan was 80% fixed as a result of a "pay-fixed" interest rate swap agreement and 20% variable.
- (6) The borrowers' (wholly owned borrower's (wholly-owned subsidiaries of the OP) Company) financial statements are included within the Company's consolidated financial statements, however, the borrowers' assets and credit are only available to pay the debts of the borrowers and their liabilities constitute obligations of the borrowers.
- (7) (6) These mortgages were assumed The Company sold six properties and one property was released from RTL as part this mortgage by the lender during the quarter ended March 31, 2024. Mortgages for three of the RTL Acquisition/Internalization pursuant to properties were repaid during the terms of quarter ended March 31, 2024, however, the REIT Merger Agreement, principal balances on the remaining four properties totaling \$9.3 million was re-paid in April 2024.

GLOBAL NET LEASE, INC.

NOTES TO CONSOLIDATED FINANCIAL STATEMENTS

March 31, 2024

(Unaudited)

■ (7) Deferred financing costs represent commitment fees, legal fees, and other costs associated with obtaining commitments for financing. These costs are amortized over the terms of the respective financing agreements using the effective interest method. Unamortized deferred financing costs are expensed when the associated debt is refinanced or paid down before maturity. Costs incurred in seeking financial transactions that do not close are expensed in the period in which it is determined that the financing will not close.

The following table presents future scheduled aggregate principal payments on the Company's gross mortgage notes payable over the next four calendar years and thereafter as of September 30, 2023 March 31, 2024:

(In thousands)	(In thousands)	Future Principal Payments ⁽¹⁾	(In thousands)
2023 (remainder)	\$	301	
2024		391,057	
2024 (remainder)			
2025	2025	704,014	
2026	2026	115,045	
2027	2027	163,191	
2028	2028	532,982	
2029			
Thereafter	Thereafter	823,917	
Total	Total	\$2,730,507	

(1) Assumes exchange rates of £1.00 to \$1.22 \$1.26 for British Pounds Sterling ("GBP") and €1.00 to \$1.06 \$1.08 for Euros ("EUR") as of September 30, 2023 March 31, 2024 for illustrative purposes, as applicable.

The total gross carrying value of the Company's unencumbered assets as of September 30, 2023 March 31, 2024 was \$4.9 billion \$4.87 billion, and approximately \$4.86 billion of which approximately \$2.9 billion this amount was included in the unencumbered asset pool comprising the borrowing base under the Revolving Credit Facility (as defined in Note 6 — Revolving Credit Facility and Term Loan, Net) and therefore is not currently available to serve as collateral for future borrowings.

In April 2024, the Company completed a commercial mortgage-backed security Loan Agreement (the "2024 CMBS Loan") financing and used the net proceeds to repay draws on the USD portion of the Revolving Credit Facility (see Note 16 — Subsequent Events for additional details).

Mortgage Covenants

The Company's mortgage notes payable agreements require compliance with certain property-level financial covenants including debt service coverage ratios. As of September 30, 2023 March 31, 2024, there were certain covenants that the Company was not in compliance with (as discussed below) however, there were no uncured defaults or events of default. The Company was in compliance with all property-level debt covenants with the exception of its other financial covenants under its mortgage notes payable agreements.

Benelux Properties

During four property-level debt instruments. For those four property-level debt instruments, the three months ended June 30, 2023, the borrower entities under the mortgage loan which is secured by three of our properties in Luxembourg and The Netherlands did not maintain the required loan-to-value ratio and Company either (a) implemented a cash trap event under the loan occurred. The event triggering the cash sweep was not, however, an event of default. As a result, €2.4 million was swept and had been retained by the lender, prior cure to the principal repayment made in third quarter of 2023 as discussed below. During the three months ended September 30, 2023, the Company repaid approximately €2.5 million (approximately \$2.7 million at the time of payment) of principal on this mortgage using cash that was previously swept and retained underlying noncompliance trigger by the lender.

Multi-Tenant Mortgage Loan III

During the three months ended December 31, 2020, a tenant failed to renew its lease triggering a cash sweep event under one of the Company's mortgage loans secured by seven of the Company's properties with a balance of \$98.5 million as of September 30, 2023. The event triggering the cash sweep was not, however, an event of default. During the quarter ended March 31, 2021, the Company cured the cash sweep event through one of the available options under the loan by putting a \$3.2 million letter of credit in place (subject to future increase under the terms of the loan agreement, to a maximum amount of \$7.4 million). During the three months ended September 30, 2021, the amount of the letter of credit was increased by an additional \$4.2 million, resulting in the lender holding the \$7.4 million maximum amount in respect to this obligation as of

GLOBAL NET LEASE, INC.

NOTES TO CONSOLIDATED FINANCIAL STATEMENTS
September 30, 2023
(Unaudited)

September 30, 2021. This \$7.4 million letter of credit is being held by the lender until such time the Company is able to find a suitable replacement tenant and it reduces the availability for future borrowings under the Revolving Credit Facility.

The borrower entities under the same mortgage loan, based upon a review conducted during the three months ended June 30, 2022, identified that during the three months ended March 31, 2022, the borrowers failed to maintain the debt service coverage ratio required by the loan agreement for such period (a "DSCR Sweep Trigger"). Such failure,

upon delivery of notice of the same by the lender, triggered a separate cash sweep event under the loan. A DSCR Sweep Trigger is not an event of default and instead triggers a cash sweep. The lender notified the borrower entities of the occurrence of the DSCR Sweep Trigger under the loan for the three-months ended March 31, 2022 and the continuance of such DSCR Sweep Trigger for the three months ended June 30, 2022. Per the loan agreement the Company can cure the cash sweep resulting from a DSCR Sweep Trigger by delivering providing a letter of credit, in the face amount of the or (b) permitted excess net cash flow for the trailing three months immediately preceding the date of the DSCR Sweep Trigger. Such letter of credit is recalculated and increased (but never decreased) every three-month period until such time as the borrowers demonstrate compliance with the after debt service coverage ratio required by the loan for a period of two consecutive calendar quarters. The Company cured the cash sweep resulting from the DSCR Sweep Trigger referenced above for the relevant periods by delivering a letter of credit impacted properties to the lender in the face amount of approximately \$0.9 million. The face value of such letter of credit was thereafter incrementally increased by an aggregate of \$3.4 million to reflect the continuance of the DSCR Sweep Trigger for the three months ended September 30, 2022, December 31, 2022, March 31, 2023 and June 30, 2023. The DSCR Sweep Trigger remained in place for the quarter ended September 30, 2023 and the Company intends to cure the cash sweep that would otherwise result from such continuance by further increasing the letter of credit by an additional \$1.4 million as required by the terms of the loan agreement. Such letter of credit is held by the lender, and the Company expects to maintain the effectiveness of the cash sweep cure by future increases to the face value of such letter of credit on a quarterly basis, become restricted, in each case in accordance with the terms of the loan agreement, until such time as the Company restores compliance with the applicable debt service coverage ratio required by the loan agreement instrument. Each letter of credit, for the requisite two-calendar-quarter time period. For so long as it remains is outstanding, the face value of such letter of credit will represent represents a dollar-for-dollar reduction to availability for future borrowings under the Company's Revolving Credit Facility Facility. While the restricted cash cannot not be used for future borrowings.

Also, during the three months ended September 30, 2023, a separate tenant failed general corporate purposes, it is available to deliver notice of renewal of its lease within the timeframe required under the same mortgage loan, triggering a cash sweep event. The event triggering the cash sweep was not, however, an event of default. The Company cured the cash sweep event through one fund operations of the available options under the loan by putting underlying assets. These matters did not have a \$1.0 million letter of credit in place (subject to future increase under the terms of the loan agreement to a maximum amount of \$2.7 million). This letter of credit is being held by the lender until such time as either (i) renewal of the existing lease with the current tenant is confirmed or (ii) following formal non-renewal by the current tenant, the Company secures a suitable replacement tenant for the property. For so long as it remains outstanding, the face value of such letter of credit will represent a dollar-for-dollar reduction to availability under the Revolving Credit Facility for future borrowings.

Mortgage Loan II

During the three months ended September 30, 2023, a tenant failed to deliver notice of renewal of its lease within the timeframe required under one of material impact on the Company's mortgage loans securing twelve of liquidity or its ability to operate the Company's properties with a balance of \$210.0 million as of September 30, 2023, triggering a cash sweep event thereunder. The event triggering the cash sweep was not, however, an event of default. The Company cured the cash sweep event through one of the available options under the loan by putting a \$0.8 million letter of credit in place. This letter of credit is being held by the lender until such time as either (i) renewal of the existing lease with the current tenant is confirmed or (ii) following formal non-renewal by the current tenant, the Company secures a suitable replacement tenant for the property. For so long as it remains outstanding, the face value of such letter of credit will represent a dollar-for-dollar reduction to availability under the Revolving Credit Facility for future borrowings. impacted assets.

Multi-Tenant Mortgage Loan IV

During the three months ended September 30, 2021, a tenant exercised its right to terminate its lease effective December 31, 2022. Notice of the termination triggered a lease sweep event, which began in the quarter ended December 31, 2021, under one of the Company's mortgage loans secured by this property. This was not, however, an event of default. The mortgage loan had a balance of \$97.5 million as of September 30, 2023 and it encumbers 16 properties, including this property. Pursuant to the terms of the loan agreement, the lender has swept all cash flow attributable to the lease that triggered the lease sweep event into a rollover reserve account not to exceed an aggregate cap of \$0.8 million, which has been met. The reserve is being held by the lender who is required to make the reserve funds available to the Company to fund re-tenanting expenses for the property. The lease sweep event will be cured under the loan agreement if and when the Company leases the space to a new tenant approved by the lender and, at such time, any amounts remaining in the rollover reserve account in respect of the lease sweep event will be released to the Company.

GLOBAL NET LEASE, INC.

NOTES TO CONSOLIDATED FINANCIAL STATEMENTS

September 30, 2023

(Unaudited)

Note 6 — Revolving Credit Facility

The table below details the outstanding balances as of September 30, 2023 March 31, 2024 and December 31, 2022 December 31, 2023 under the credit agreement with KeyBank National Association, as agent, and the other lenders party thereto which was originally entered into on July 24, 2017 and has been amended from time to time (the "Credit Agreement"). The Credit Agreement consists solely of the senior unsecured multi-currency revolving credit facility (the "Revolving Credit Facility"). In connection with the Mergers, the Company amended the Credit Agreement on September 12, 2023 in order to, among other things, repay the outstanding indebtedness and obligations of RTL's credit facility. The Company exercised the existing "accordion feature" on the Revolving Credit Facility and increased the aggregate total commitments under the Revolving Credit Facility by \$500.0 million from \$1.45 billion to \$1.95 billion to repay and terminate RTL's credit facility and to create additional availability after the closing of the REIT Merger. The sublimits for letters of credit and swing loans were also each increased from \$50.0 million to \$75.0 million.

The amendment to the Credit Agreement also includes included modifications to the change of control events to reflect the changes to the board composition and management of the Company following the REIT Merger and other modifications to account for multi-tenant properties for the credit support of additional eligible unencumbered properties that are owned by the subsidiaries of RTL OP that serve as guarantors under the Credit Agreement.

During the three months ended June 30, 2022, the amount previously outstanding under the senior unsecured term loan facility (the "Term Loan") was converted to the Revolving Credit Facility upon the amendment and restatement in April 2022.

(In thousands)	September 30, 2023					December 31, 2022				
	TOTAL USD (1)	USD (3)	GBP (4)	EUR (5)	CAD (6)	TOTAL USD (2)	USD	GBP	EUR	CAD
Revolving Credit Facility	\$ 1,609,931	\$ 925,962	£ 261,000	€ 319,075	\$ 38,000	\$ 669,968	\$ 287,000	£ 57,000	€ 267,075	\$ 38,000

GLOBAL NET LEASE, INC.

NOTES TO CONSOLIDATED FINANCIAL STATEMENTS

March 31, 2024
(Unaudited)

(In thousands)	March 31, 2024					December 31, 2023				
	TOTAL USD ⁽¹⁾	USD ⁽³⁾	GBP ⁽⁴⁾	EUR ⁽⁵⁾	CAD ⁽⁶⁾	TOTAL USD ⁽²⁾	USD	GBP	EUR	CAD
Revolving Credit Facility	\$ 1,760,182	\$ 1,074,962	£ 252,000	€ 314,075	\$ 38,000	\$ 1,744,182	\$ 1,030,962	£ 261,000	€ 319,075	\$ 38,000

⁽¹⁾ Assumes exchange rates of £1.00 to \$1.22 \$1.26 for GBP, £1.00 to \$1.06 \$1.08 for EUR and \$1.00 Canadian Dollar ("CAD") to \$0.74 as of September 30, 2023 March 31, 2024 for illustrative purposes, as applicable.

⁽²⁾ Assumes exchange rates of £1.00 to \$1.21 \$1.27 for GBP, £1.00 to \$1.07 \$1.10 for EUR and \$1.00 CAD to \$0.74 \$0.75 as of December 31, 2022 December 31, 2023 for illustrative purposes, as applicable.

⁽³⁾ The USD portion of the Revolving Credit Facility is 32% 28% fixed via swaps and, as of September 30, 2023 March 31, 2024, had a weighted-average effective interest rate of 6.9% 7.0% after giving effect to interest rate swaps in place.

⁽⁴⁾ The GBP portion of Revolving Credit Facility is 100% variable 79% fixed via swaps and, as of September 30, 2023 March 31, 2024, had a weighted-average effective interest rate of 7.1% 6.4%.

⁽⁵⁾ The EUR portion of Revolving Credit Facility is 100% fixed via swaps and, as of September 30, 2023 March 31, 2024, had a weighted-average effective interest rate of 1.9% 2.0% after giving effect to interest rate swaps in place.

⁽⁶⁾ The CAD portion of Revolving Credit Facility is 100% variable and, as of September 30, 2023 March 31, 2024, had a weighted-average effective interest rate of 7.3% 7.2%.

In April 2024, the Company completed the 2024 CMBS Loan financing and used the net proceeds to pay down draws on the USD portion of the Revolving Credit Facility. Also in April 2024, the Company repaid its mortgage loan that encumbered its McLaren properties in the United Kingdom using borrowings under the GBP portion of the Revolving Credit Facility. For additional information, see Note 16 — Subsequent Events.

Credit Agreement — Terms

The Revolving Credit Facility requires payments of interest only prior to maturity. Borrowings under the Revolving Credit Facility bear interest at a variable rate per annum based on an applicable margin that varies based on the ratio of consolidated total indebtedness to consolidated total asset value of the Company and its subsidiaries plus either (i) the Base Rate (as defined in the Credit Agreement) or (ii) the applicable Benchmark Rate (as defined in the Credit Agreement) for the currency being borrowed. The applicable interest rate margin is based on a range from 0.30% to 0.90% per annum with respect to Base Rate borrowings under the Revolving Credit Facility and 1.30% to 1.90% per annum with respect to Benchmark Rate borrowings under the Revolving Credit Facility. For Benchmark Rate Loans denominated in Dollars that bear interest calculated by reference to Term SOFR, there is an additional spread adjustment depending on the length of the interest period. In addition, (i) if the Company achieves an investment grade credit rating from at least two rating agencies, the OP can elect for the spread to be based on the credit rating of the Company, and (ii) the "floor" on the applicable Benchmark is 0%. As of September 30, 2023 March 31, 2024, the Revolving Credit Facility had a weighted-average effective interest rate of 5.9% after giving effect to interest rate swaps in place.

The Revolving Credit Facility matures on October 8, 2026, subject to the Company's option, subject to customary conditions, to extend the maturity date by up to two additional six-month terms. Borrowings under the Revolving Credit Facility may be prepaid at any time, in whole or in part, without premium or penalty, subject to customary breakage costs associated with borrowings for the applicable Benchmark Rate.

The Revolving Credit Facility requires the Company through the OP to pay an unused fee per annum of 0.25% of the unused balance of the Revolving Credit Facility if the unused balance exceeds or is equal to 50% of the total commitment or a fee per annum of 0.15% of the unused balance of the Revolving Credit Facility if the unused balance is less than 50% of the total commitment. From and after the time the Company obtains an investment grade credit rating, the unused fee will be

GLOBAL NET LEASE, INC.

NOTES TO CONSOLIDATED FINANCIAL STATEMENTS

September 30, 2023
(Unaudited)

replaced with a facility fee based on the total commitment under the Revolving Credit Facility multiplied by 0.30%, decreasing as the Company's credit rating increases.

The Revolving Credit Facility is supported by a pool of eligible unencumbered properties that are owned by the subsidiaries of the OP that serve as guarantors. The availability of borrowings under the Revolving Credit Facility continues to be based on the value of a pool of eligible unencumbered real estate assets owned by the Company or its subsidiaries and compliance with various ratios related to those assets. As of September 30, 2023 March 31, 2024, approximately \$186.0 million \$43.5 million was available for future borrowings under the Revolving Credit Facility. Any future borrowings may, at the option of the Company, be denominated in USD, EUR, CAD, GBP, Norwegian Krone, Swedish Krona and Swiss Francs provided that the total principal amount of non-USD loans cannot exceed the sum of the total revolving commitments minus \$100.0 million. Amounts borrowed may not, however, be converted to, or repaid in, another currency once borrowed.

The Credit Facility contains events of default relating to customary matters, including, among other things, payment defaults, covenant defaults, breaches of representations and warranties, events of default under other material indebtedness, material judgments, bankruptcy events and change of control events, such as certain changes to the composition of the Board board of

GLOBAL NET LEASE, INC.

NOTES TO CONSOLIDATED FINANCIAL STATEMENTS

March 31, 2024
(Unaudited)

directors (the "Board") and management. Upon the occurrence of an event of default, a majority of the lenders have the right to accelerate the payment on any outstanding borrowings and other obligations.

The Company, through the OP, may reduce the amount committed under the Revolving Credit Facility and repay outstanding borrowings under the **Revolving** Credit Facility, in whole or in part, at any time without premium or penalty, other than customary "breakage" costs payable on index borrowings. Upon an event of a default, lenders have the right to terminate their obligations under the Revolving Credit Facility agreement and to accelerate the payment on any unpaid principal amount of all outstanding loans. The Credit Agreement contains various customary operating covenants, including covenants restricting, among other things, restricted payments (including dividends and share repurchases (see additional information below), the incurrence of liens, the types of investments the Company may make, fundamental changes, agreements with affiliates and changes in nature of business. The Credit Agreement also contains financial maintenance covenants with respect to maximum leverage, minimum fixed charge coverage, maximum secured leverage, maximum secured recourse debt, minimum tangible net worth, maximum unencumbered leverage and unencumbered debt service coverage. As of **September 30, 2023** **March 31, 2024**, the Company was in compliance with all covenants under the Credit Agreement.

Under the terms of the Credit Agreement, the Company may not pay distributions, including cash dividends payable with respect to Common Stock, the Company's 7.25% Series A Cumulative Redeemable Preferred Stock, \$0.01 par value per share ("Series A Preferred Stock"), its 6.875% Series B Cumulative Redeemable Perpetual Preferred Stock \$0.01 par value per share ("Series B Preferred Stock"), its Series D Preferred Stock, its Series E Preferred Stock, or any other class or series of stock the Company may issue in the future, or redeem or otherwise repurchase shares of Common Stock, Series A Preferred Stock, Series B Preferred Stock, Series D Preferred Stock, Series E Preferred Stock, or any other class or series of stock the Company may issue in the future that exceed 100% of the Company's Adjusted FFO, as defined in the Credit Agreement (which is different from AFFO disclosed in this Quarterly Report on Form 10-Q) for any period of four consecutive fiscal quarters, except in limited circumstances, including that for one fiscal quarter in each calendar year, the Company may pay cash dividends and other distributions, and make redemptions and other repurchases in an aggregate amount equal to no more than 105% of its Adjusted FFO. However, notwithstanding the preceding sentence, the Company is permitted to make restricted payments (including the making of distributions and share repurchases) in an amount required to be paid by the Company in order for it to (x) maintain its REIT status for federal and state income tax purposes and (y) avoid the payment of federal and state income or excise tax. During a payment or bankruptcy event of default, restricted payments by the Company will only be permitted up to the minimum amount needed to maintain the Company's status as a REIT for federal and state income tax purposes. From and after the time the Company obtains and continues to maintain an investment grade rating, the limitation on distributions discussed above will not be applicable. The Company last used the exception to pay dividends that were between 100% of Adjusted FFO and 105% of Adjusted FFO during the quarter ended on June 30, 2020, and may use this exception in the future.

The Company's ability to comply with the restrictions on the payment of distributions in the Credit Agreement depends on its ability to generate sufficient cash flows that in the applicable periods exceed the level of Adjusted FFO required by these restrictions. If the Company is not able to generate the necessary level of Adjusted FFO, the Company will have to reduce the amount of dividends paid on the common and the preferred stock or consider other actions. Alternatively, the Company could elect to pay a portion of its dividends on the Common Stock in additional shares of Common Stock if approved by the Board.

The Company and certain subsidiaries of the OP acting as guarantors (the "Guarantors") have guaranteed, and any wholly owned eligible direct or indirect subsidiary of the OP that directly or indirectly owns or leases a real estate asset added to the pool of eligible unencumbered properties required to be maintained under the Credit Agreement is required to guarantee, the OP's obligations under the Revolving Credit Facility. The Guarantors guaranteed the OP's obligations under the **Revolving** Credit Facility pursuant to one or more guarantees (collectively, the "Guaranty") and a related contribution agreement which governs contribution rights of the Guarantors in the event any amounts become payable under the Guaranty. For any Guarantor

GLOBAL NET LEASE, INC.

NOTES TO CONSOLIDATED FINANCIAL STATEMENTS

September 30, 2023

(Unaudited)

subsidiary of the OP, the Guaranty will be released if the Company achieves an investment grade credit rating from at least one rating agency, but will again be required (i) if the Company loses its investment grade credit rating, or (ii) with respect to any Guarantor subsidiary of the Company, for so long as the subsidiary is the primary obligor under or provides a guaranty to any holder of unsecured indebtedness.

Note 7 — Senior Notes, Net

The details of the Company's senior notes are as follows:

(In thousands)	September 30, 2023	December 31, 2022
3.75% Senior Notes		
Aggregate principal amount	\$ 500,000	\$ 500,000
Less: Deferred financing costs	(5,840)	(6,878)
3.75% Senior Notes, net	494,160	493,122
4.50% Senior Notes		
Aggregate principal amount	500,000	—
Less: Discount	(112,840)	—
4.50% Senior Notes, net	387,160	—
Senior Notes, Net	\$ 881,320	\$ 493,122

GLOBAL NET LEASE, INC.

NOTES TO CONSOLIDATED FINANCIAL STATEMENTS

March 31, 2024

(Unaudited)

(In thousands)	March 31, 2024	December 31, 2023
3.75% Senior Notes		
Aggregate principal amount	\$ 500,000	\$ 500,000
Less: Deferred financing costs	(5,145)	(5,491)
3.75% Senior Notes, net	494,855	494,509
4.50% Senior Notes		
Aggregate principal amount	500,000	500,000
Less: Discount	(103,976)	(108,464)
4.50% Senior Notes, net	396,024	391,536
Senior Notes, Net	\$ 890,879	\$ 886,045

3.75% Senior Notes **Net**

On December 16, 2020, the Company and the OP issued \$500.0 million aggregate principal amount of 3.75% Senior Notes due 2027 (the "3.75% Senior Notes"). In connection with the closing of the offering of the Senior Notes, the Company, the OP and their subsidiaries that guarantee the 3.75% Senior Notes entered into an indenture with U.S. Bank Trust Company, National Association, as successor to U.S. Bank National Association, as trustee (the "Indenture"). The 3.75% Senior Notes, which were issued at par, will mature on December 15, 2027 and accrue interest at a rate of 3.750% per year. Interest on the 3.75% Senior Notes is payable semi-annually in arrears on June 15 and December 15 of each year. The 3.75% Senior Notes do not require any principal payments prior to maturity.

As of **September 30, 2023** **March 31, 2024**, the Company was in compliance with the covenants under the Indenture governing the 3.75% Senior Notes.

4.50% Senior Notes **Net**

In connection with the REIT Merger, the Company assumed and became a guarantor under RTL's 4.50% Senior Notes pursuant to a supplemental indenture to the indenture governing the 4.50% Senior Notes. The 4.50% Senior Notes were recorded at their estimated fair value on the Acquisition Date of the Mergers, resulting in the recording of a discount. This discount is being amortized as an increase to interest expense over the remaining term of the 4.50% Senior Notes. The 4.50% Senior Notes, **which were originally issued by RTL issued** on October 7, 2021, were issued at par, will mature on September 30, 2028 and accrue interest at a rate of 4.500% per year. Interest on the 4.50% Senior Notes is payable semi-annually in arrears on March 30 and September 30 of each year.

As of **September 30, 2023** **March 31, 2024**, the Company and the issuers under the Indenture were in compliance with the covenants under the Indenture governing the 4.50% Senior Notes.

Note 8 — Fair Value of Financial Instruments

The Company determines fair value based on quoted prices when available or through the use of alternative approaches, such as discounting the expected cash flows using market interest rates commensurate with the credit quality and duration of the investment. This alternative approach also reflects the contractual terms of the derivatives, including the period to maturity, and uses observable market-based inputs, including interest rate curves and implied volatilities. The guidance defines three levels of inputs that may be used to measure fair value:

GLOBAL NET LEASE, INC.

NOTES TO CONSOLIDATED FINANCIAL STATEMENTS

September 30, 2023

(Unaudited)

Level 1 — Quoted prices in active markets for identical assets and liabilities that the reporting entity has the ability to access at the measurement date.

Level 2 — Inputs other than quoted prices included within Level 1 that are observable for the asset and liability or can be corroborated with observable market data for substantially the entire contractual term of the asset or liability and those inputs are significant.

Level 3 — Unobservable inputs that reflect the entity's own assumptions about the assumptions that market participants would use in the pricing of the asset or liability and are consequently not based on market activity, but rather through particular valuation techniques.

GLOBAL NET LEASE, INC.

NOTES TO CONSOLIDATED FINANCIAL STATEMENTS

March 31, 2024

(Unaudited)

The determination of where an asset or liability falls in the hierarchy requires significant judgment and considers factors specific to the asset or liability. In instances where the determination of the fair value measurement is based on inputs from different levels of the fair value hierarchy, the level in the fair value hierarchy within which the entire fair value measurement falls is based on the lowest level input that is significant to the fair value measurement in its entirety. The Company evaluates its hierarchy disclosures each quarter and depending on various factors, it is possible that an asset or liability may be classified differently from quarter to quarter. However, the Company expects that changes in classifications between levels will be rare.

Although the Company has determined that the majority of the inputs used to value its derivatives fall within Level 2 of the fair value hierarchy, the credit valuation adjustments associated with those derivatives utilize Level 3 inputs, such as estimates of current credit spreads to evaluate the likelihood of default by the Company and its counterparties. As of **September 30, 2023** **March 31, 2024** and **December 31, 2022** **December 31, 2023**, the Company has assessed the significance of the impact of the credit valuation adjustments on the overall valuation of its derivative positions and has determined that the credit valuation adjustments are not significant to the overall valuation of the Company's derivatives. As a result, the Company has determined that its derivative valuations in their entirety are classified in Level 2 of the fair value hierarchy.

The valuation of derivative instruments is determined using a discounted cash flow analysis on the expected cash flows of each derivative. This analysis reflects the contractual terms of the derivatives, including the period to maturity, as well as observable market-based inputs, including interest rate curves and implied volatilities. In addition, credit valuation adjustments are incorporated into the fair values to account for the Company's potential nonperformance risk and the performance risk of the counterparties.

The consideration transferred by the Company in the Mergers established a new accounting basis for the assets acquired, liabilities assumed and any non-controlling interests, measured at their respective fair value as of the Acquisition Date. This measurement is non-recurring and is only done as of the Acquisition Date. For more information on the allocation of the consideration paid in the Mergers to the fair value of assets acquired, liabilities assumed, see [Note 3 — The Mergers](#).

GLOBAL NET LEASE, INC.

NOTES TO CONSOLIDATED FINANCIAL STATEMENTS

September 30, 2023

(Unaudited)

Real Estate Investments Measured at Fair Value on a Non-Recurring Basis

The Company recorded impairments for real estate investments during the quarter ended **September 30, 2023** **March 31, 2024** (see [Note 4 — Real Estate Investments, Net](#) for additional information on impairment charges recorded by the Company). The **impairments were all based on the estimated selling prices of the impaired properties. The** carrying value of these impaired real estate investments on the consolidated balance sheet represents their estimated fair value at the time of impairment. **The fair values were based on a calculation of the estimated fair value, which was driven by an assumed land value of £1.5 million per acre, for one property, and the others were based on the estimated selling prices of the assets.** Impaired real estate investments which are held for use are generally classified in Level 3 of the fair value hierarchy.

Financial Instruments Measured at Fair Value on a Recurring Basis

The following table presents information about the Company's assets and liabilities (including derivatives that are presented net) measured at fair value on a recurring basis as of **September 30, 2023** **March 31, 2024** and **December 31, 2022** **December 31, 2023**, aggregated by the level in the fair value hierarchy within which those instruments fall.

		Quoted Prices in Active Markets	Significant Other Observable Inputs	Significant Unobservable Inputs			Quoted Prices in Active Markets Level 1	Significant Other Observable Inputs Level 2	Significant Unobservable Inputs Level 3	Total
(In thousands)	(In thousands)	Level 1	Level 2	Level 3	Total	(In thousands)				
September 30, 2023										
March 31, 2024										
Foreign currency forwards, net (GBP & EUR)										
Foreign currency forwards, net (GBP & EUR)										
Foreign currency forwards, net (GBP & EUR)	Foreign currency forwards, net (GBP & EUR)	\$ —	\$ 3,173	\$ —	\$ 3,173					
Interest rate swaps, net (USD,GBP & EUR)	Interest rate swaps, net (USD,GBP & EUR)	\$ —	\$ 22,958	\$ —	\$22,958					
December 31, 2022										
December 31, 2023										
December 31, 2023										
December 31, 2023										

Foreign currency forwards, net (GBP & EUR)					
Foreign currency forwards, net (GBP & EUR)					
Foreign currency forwards, net (GBP & EUR)	Foreign currency forwards, net (GBP & EUR)	\$	—	\$	6,174
		\$	—	\$	6,174
Interest rate swaps, net (USD,GBP & EUR)	Interest rate swaps, net (USD,GBP & EUR)	\$	—	\$	30,777
		\$	—	\$	30,777

A review of the fair value hierarchy classification is conducted on a quarterly basis. Changes in the type of inputs may result in a reclassification for certain assets. There were no transfers between Level 1 and Level 2 of the fair value hierarchy during the **nine three** months ended **September 30, 2023** **March 31, 2024** and year ended **December 31, 2022** **December 31, 2023**.

GLOBAL NET LEASE, INC.

NOTES TO CONSOLIDATED FINANCIAL STATEMENTS

March 31, 2024

(Unaudited)

Financial Instruments not Measured at Fair Value

The carrying value of short-term financial instruments such as cash and cash equivalents, restricted cash, due to/from related parties, prepaid expenses and other assets, accounts payable, accrued expenses and dividends payable approximates their fair value due to their short-term nature.

- The gross carrying value of the Company's mortgage notes payable as of **September 30, 2023** **March 31, 2024** and **December 31, 2022** **December 31, 2023** was **\$2.7 billion** **\$2.6 billion** and **\$1.2 billion**, **\$2.7 billion**, respectively. The fair value of the Company's gross mortgage notes payable as of **September 30, 2023** **March 31, 2024** and **December 31, 2022** **December 31, 2023** was **\$2.7 billion** **\$2.4 billion** and **\$1.2 billion** **\$2.5 billion**, respectively, and is based on estimates of market interest rates. This approach relies on unobservable inputs and therefore is classified as Level 3 in the fair value hierarchy.
- As of **September 30, 2023** **March 31, 2024** the advances to the Company under the Revolving Credit Facility had a carrying value of **\$1.6 billion** **\$1.8 billion** and a fair value of **\$2.1 billion** **\$1.8 billion**. As of **December 31, 2022** **December 31, 2023** the advances to the Company under the Revolving Credit Facility had a carrying value of **\$670.0 million** **\$1.7 billion** and a fair value of **\$672.6 million** **\$1.7 billion**.
- As of **September 30, 2023** **March 31, 2024**, the 3.75% Senior Notes had a gross carrying value of \$500.0 million and a fair value of **\$387.5** **\$430.0** million. As of **December 31, 2022** **December 31, 2023**, the 3.75% Senior Notes had a gross carrying value of \$500.0 million and a fair value of **\$417.9** **\$416.3** million.
- As of **September 30, 2023** **March 31, 2024**, the 4.50% Senior Notes had a gross carrying value of \$500.0 million and a fair value of **\$381.2** **\$428.8** million. As of **December 31, 2023**, the 4.50% Senior Notes had a gross carrying value of \$500.0 million and a fair value of **\$422.5** million.

Note 9 — Derivatives and Hedging Activities

Risk Management Objective of Using Derivatives

The Company may use derivative financial instruments, including interest rate swaps, caps, options, floors and other interest rate derivative contracts to hedge all or a portion of the interest rate risk associated with its borrowings. Certain of the Company's foreign operations expose the Company to fluctuations of foreign interest rates and exchange rates. These fluctuations may impact the value of the Company's cash receipts and payments in terms of the Company's functional

GLOBAL NET LEASE, INC.

NOTES TO CONSOLIDATED FINANCIAL STATEMENTS

September 30, 2023

(Unaudited)

currency. The Company enters into derivative financial instruments to protect the value or fix the amount of certain obligations in terms of its functional currency, the USD.

The principal objective of such arrangements is to minimize the risks and/or costs associated with the Company's operating and financial structure as well as to hedge specific anticipated transactions. The Company does not intend to utilize derivatives for speculative or other purposes other than interest rate and currency risk management. The use of derivative financial instruments carries certain risks, including the risk that any counterparty to a contractual arrangement may not be able to perform under the agreement. To mitigate this risk, the Company only enters into a derivative financial instrument with a counterparty with a high credit rating with a major financial institution, with which the Company and its affiliates may also have other financial relationships. The Company does not anticipate that any such counterparty will fail to meet its obligations, but there is no assurance that any counterparty will meet these obligations.

GLOBAL NET LEASE, INC.

NOTES TO CONSOLIDATED FINANCIAL STATEMENTS

March 31, 2024

(Unaudited)

The table below presents the fair value of the Company's derivative financial instruments as well as their classification on the consolidated balance sheets as of September 30, 2023, March 31, 2024 and December 31, 2022.

(In thousands)	(In thousands)	Balance Sheet Location	September 30, 2023	December 31, 2022	(In thousands)	Balance Sheet Location	March 31, 2024	December 31, 2023
Derivatives designated as hedging instruments:	Derivatives designated as hedging instruments:							
Interest rate "pay-fixed" swaps (USD)	Interest rate "pay-fixed" swaps (USD)	Derivative assets, at fair value	\$ 3,871	\$ —				
	Interest rate "pay-fixed" swaps (USD)							
	Interest rate "pay-fixed" swaps (USD)							
	Interest rate "pay-fixed" swaps (USD)							
Interest rate "pay-fixed" swaps (GBP)	Interest rate "pay-fixed" swaps (GBP)	Derivative assets, at fair value	—	4,200				
	Interest rate "pay-fixed" swaps (GBP)							
	Interest rate "pay-fixed" swaps (GBP)							
	Interest rate "pay-fixed" swaps (GBP)							
Interest rate "pay-fixed" swaps (EUR)	Interest rate "pay-fixed" swaps (EUR)	Derivative assets, at fair value	14,440	19,347				
	Interest rate "pay-fixed" swaps (EUR)							
Total	Total		\$ 18,311	\$ 23,547				
Derivatives not designated as hedging instruments:	Derivatives not designated as hedging instruments:							
	Foreign currency forwards (GBP-USD)							
	Foreign currency forwards (GBP-USD)							
Foreign currency forwards (GBP-USD)	Foreign currency forwards (GBP-USD)	Derivative assets, at fair value	\$ 1,962	\$ 4,091				
	Foreign currency forwards (GBP-USD)							
Foreign currency forwards (GBP-USD)	Foreign currency forwards (GBP-USD)	Derivative liabilities, at fair value	(214)	(29)				

Foreign currency forwards (EUR-USD)	Foreign currency forwards (EUR-USD)	Derivative assets, at fair value	1,480	2,411
Foreign currency forwards (EUR-USD)	Foreign currency forwards (EUR-USD)	Derivative liabilities, at fair value	(55)	(299)
Interest rate swaps (EUR)	Interest rate swaps (EUR)	Derivative assets, at fair value	4,647	7,230

Interest rate swaps (EUR)				
Interest rate swaps (EUR)				

Total	Total	\$ 7,820	\$ 13,404
-------	-------	----------	-----------

Total			
Total			

Cash Flow Hedges of Interest Rate Risk

The Company's objectives in using interest rate derivatives are to add stability to interest expense and to manage its exposure to interest rate movements. To accomplish this objective, the Company primarily uses interest rate swaps. Interest rate swaps designated as cash flow hedges involve the receipt of variable-rate amounts from a counterparty in exchange for the Company making fixed-rate payments over the life of the agreements without exchange of the underlying notional amount.

All of the changes in the fair value of derivatives designated and that qualify as cash flow hedges are recorded in accumulated other comprehensive income ("AOCI") and are subsequently reclassified into earnings in the period that the hedged forecasted transaction impacts earnings. During the **nine** months ended **September 30, 2023** **March 31, 2024**, such derivatives were used to hedge the variable cash flows associated with variable-rate debt.

Amounts reported in AOCI related to derivatives are reclassified to interest expense as interest payments are made on the Company's variable-rate debt. During the next 12 months ending **September 30, 2024** **March 31, 2025**, the Company estimates that **\$12.3 million** **\$11.4 million** will be reclassified from other comprehensive income as an increase to interest expense.

GLOBAL NET LEASE, INC.

NOTES TO CONSOLIDATED FINANCIAL STATEMENTS

March 31, 2024

(Unaudited)

As of **September 30, 2023** **March 31, 2024** and **December 31, 2022** **December 31, 2023**, the Company had the following outstanding interest rate derivatives that were designated as cash flow hedges of interest rate risk:

Derivatives	March 31, 2024		December 31, 2023	
	Number of Instruments	Notional Amount	Number of Instruments	Notional Amount
		(In thousands)		(In thousands)
Interest rate "pay-fixed" swaps (GBP)	3	\$ 200,000	—	\$ —
Interest rate "pay-fixed" swaps (EUR) ⁽¹⁾	11	529,200	11	308,233
Interest rate "pay-fixed" swaps (USD)	5	300,000	5	300,000
Total	19	\$ 1,029,200	16	\$ 608,233

GLOBAL NET LEASE, INC.

NOTES TO CONSOLIDATED FINANCIAL STATEMENTS

September 30, 2023

(Unaudited)

Derivatives	September 30, 2023		December 31, 2022	
	Number of Instruments	Notional Amount	Number of Instruments	Notional Amount
		(In thousands)		(In thousands)
Interest rate "pay-fixed" swaps (GBP)	—	\$ —	45	\$ 229,752
Interest rate "pay-fixed" swaps (EUR)	11	295,285	16	343,055
Interest rate "pay-fixed" swaps (USD)	5	300,000	—	—
Total	16	\$ 595,285	61	\$ 572,807

(1) The Company entered into four additional interest rate swaps for a notional amount of approximately €250 million in July 2022 to replace existing swaps set to expire, which are not yet effective until August 1, 2024 and therefore, are not included in the notional amount in the table above.

The table below details the location in the consolidated financial statements of the gain or loss recognized on interest rate derivatives designated as cash flow hedges for the three months ended September 30, 2023 March 31, 2024 and 2022, 2023.

		Three Months Ended September 30,		Nine Months Ended September 30,	
		Three Months Ended March 31,		Three Months Ended March 31,	
		Three Months Ended March 31,		Three Months Ended March 31,	
(In thousands)	(In thousands)	2023	2022	2023	2022
Amount of gain recognized in AOCI from derivatives		\$ 3,667	\$ 14,477	\$ 6,610	\$ 28,907
Amount of loss reclassified from AOCI into income as interest expense		\$ 4,178	\$ 175	\$ 11,963	\$ (1,875)
Amount of gain (loss) recognized in AOCI from derivatives					
Amount of gain (loss) recognized in AOCI from derivatives					
Amount of gain (loss) recognized in AOCI from derivatives					
Amount of (loss) gain reclassified from AOCI into income as interest expense					
Amount of (loss) gain reclassified from AOCI into income as interest expense					
Amount of (loss) gain reclassified from AOCI into income as interest expense					
Total interest expense recorded in the consolidated statements of operations	Total interest expense recorded in the consolidated statements of operations	\$ 41,161	\$ 24,207	\$ 95,836	\$ 71,779
Total interest expense recorded in the consolidated statements of operations					
Total interest expense recorded in the consolidated statements of operations					

Net Investment Hedges

The Company is exposed to fluctuations in foreign currency exchange rates on property investments in foreign countries which pay rental income, incur property related expenses and borrow in currencies other than its functional currency, the USD. For derivatives designated as net investment hedges, all of the changes in the fair value of the derivatives, including the ineffective portion of the change in fair value of the derivatives, if any, are reported in AOCI (outside of earnings) as part of the cumulative translation adjustment. Amounts are reclassified out of AOCI into earnings when the hedged net investment is either sold or substantially liquidated. As of September 30, 2023 March 31, 2024 and December 31, 2022 December 31, 2023 the Company did not have foreign currency derivatives that were designated as net investment hedges used to hedge its net investments in foreign operations and during the nine three months ended September 30, 2023 March 31, 2024 and the year ended December 31, 2022 December 31, 2023, the Company did not use foreign currency derivatives that were designated as net investment hedges.

Foreign Denominated Debt Designated as Net Investment Hedges

All foreign currency denominated borrowings under the Revolving Credit Facility are designated as net investment hedges. As such, the designated portion of changes in value due to currency fluctuations are reported in AOCI (outside of earnings) as part of the cumulative translation adjustment. The remeasurement gains and losses attributable to the undesignated portion of the foreign currency denominated debt are recognized directly in earnings. Amounts are reclassified out of AOCI into earnings when the hedged net investment is either sold or substantially liquidated, or if the Company should no longer possess a controlling interest. The Company records adjustments to earnings for currency impacts related to undesignated excess positions, if any. During the nine three months ended September 30, 2023 and 2022, March 31, 2024, the Company did not have any recorded a gain of \$1.0 million due to currency changes on the undesignated excess positions. foreign currency advances over the related net investments. There were no undesignated excess positions at any time during the year ended December 31, 2023.

Non-designated Derivatives

The Company is exposed to fluctuations in the exchange rates of its functional currency, the USD, against the GBP and the EUR. The Company has used and may continue to use foreign currency derivatives, including options, currency forward and cross currency swap agreements, to manage its exposure to fluctuations in GBP-USD and EUR-USD exchange rates. While these derivatives are economically hedging the fluctuations in foreign currencies, they do not meet the strict hedge accounting

GLOBAL NET LEASE, INC.

NOTES TO CONSOLIDATED FINANCIAL STATEMENTS

March 31, 2024

(Unaudited)

requirements to be classified as hedging instruments. Changes in the fair value of derivatives not designated as hedges under qualifying hedging relationships are recorded directly in net income (loss). The Company recorded gains a gain of \$3.2 million and \$0.8 million \$1.6 million for the three and nine months ended September 30, 2023 March 31, 2024, respectively, and gains a loss of \$13.1 million and \$25.5 million \$1.7 million for the three and nine months ended September 30, 2022, respectively.

GLOBAL NET LEASE, INC.

NOTES TO CONSOLIDATED FINANCIAL STATEMENTS

September 30, 2023

(Unaudited)

March 31, 2023.

As of September 30, 2023 March 31, 2024 and December 31, 2022 December 31, 2023, the Company had the following outstanding derivatives that were not designated as hedges under qualifying hedging relationships.

September 30, 2023				December 31, 2022							
March 31, 2024						March 31, 2024				December 31, 2023	
Derivatives	Derivatives	Number of Instruments	Notional Amount	Number of Instruments	Notional Amount	Derivatives	Number of Instruments	Notional Amount	Number of Instruments		Notional Amount
			(In thousands)		(In thousands)						
			(In thousands)							(In thousands)	(In thousands)
Foreign currency forwards (GBP-USD)	Foreign currency forwards (GBP-USD)	24	\$ 42,104	30	\$ 53,833						
Foreign currency forwards (EUR-USD)	Foreign currency forwards (EUR-USD)	28	37,545	39	50,323						
Interest rate swaps (EUR)	Interest rate swaps (EUR)	3	147,590	3	149,418						
Total	Total	55	\$ 227,239	72	\$253,574						
Total											
Total											

Offsetting Derivatives

The table below presents a gross presentation, the effects of offsetting, and a net presentation of the Company's derivatives as of September 30, 2023 March 31, 2024 and December 31, 2022 December 31, 2023. The net amounts of derivative assets or liabilities can be reconciled to the tabular disclosure of fair value. The tabular disclosure of fair value provides the location that derivative assets and liabilities are presented on the accompanying consolidated balance sheets.

					Gross Amounts Not Offset on the Balance Sheet		
					Financial Instruments		Cash Collateral Received (Posted)
							Net Amount
(In thousands)	Gross Amounts of Recognized Assets	Gross Amounts of Recognized (Liabilities)	Gross Amounts Offset on the Balance Sheet	Net Amounts of (Liabilities) Assets presented on the Balance Sheet			
September 30, 2023	\$ 26,400	\$ (269)	\$ —	\$ 26,131	\$ —	\$ —	\$ 26,131
December 31, 2022	\$ 37,279	\$ (328)	\$ —	\$ 36,951	\$ —	\$ —	\$ 36,951

					Gross Amounts Not Offset on the Balance Sheet		
					Financial Instruments		Cash Collateral Received (Posted)
							Net Amount
(In thousands)	Gross Amounts of Recognized Assets	Gross Amounts of Recognized (Liabilities)	Gross Amounts Offset on the Balance Sheet	Net Amounts of (Liabilities) Assets presented on the Balance Sheet			

March 31, 2024	\$ 12,144	(3,705)	—	8,439	—	—	\$ 8,439
December 31, 2023	\$ 10,615	(5,145)	—	5,470	—	—	\$ 5,470

In addition to the above derivative arrangements, the Company also uses non-derivative financial instruments to hedge its exposure to foreign currency exchange rate fluctuations as part of its risk management program, including foreign denominated debt issued and outstanding with third parties to protect the value of its net investments in foreign subsidiaries against exchange rate fluctuations. The Company has drawn, and expects to continue to draw, foreign currency advances under the Revolving Credit Facility to fund certain investments in the respective local currency which creates a natural hedge against the original equity invested in the real estate investments, removing the need for the final cross currency swaps.

Credit-risk-related Contingent Features

The Company has agreements with each of its derivative counterparties that contain a provision where if the Company either defaults or is capable of being declared in default on any of its indebtedness, then the Company could also be declared in default on its derivative obligations.

As of **September 30, 2023** **March 31, 2024**, the Company did not have any counterparties where the net derivative fair value held by that counterparty was in a net liability position including accrued interest but excluding any adjustment for nonperformance. As of **September 30, 2023** **March 31, 2024**, the Company had not posted any collateral related to these agreements and was not in breach of any agreement provisions. If the Company had breached any of these provisions, it could have been required to settle its obligations under the agreements at their aggregate termination value.

GLOBAL NET LEASE, INC.

NOTES TO CONSOLIDATED FINANCIAL STATEMENTS

September 30, 2023 **March 31, 2024**

(Unaudited)

Note 10 — Stockholders' Equity

Common Stock

As of **September 30, 2023** **March 31, 2024** and **December 31, 2022** **December 31, 2023**, the Company had **230,828,875** **230,846,571** and **104,141,899** **230,885,197**, respectively, shares of Common Stock issued and outstanding, including Restricted Shares and excluding unvested restricted stock units that ("RSUs") and performance stock units ("PSUs"). Unvested RSUs and PSUs may be settled in or converted into, shares of Common Stock in the future ("RSUs") and GNL LTIP Units prior to their conversion into Common Stock. future.

ATM Program — Common Stock

The Company has an "at the market" equity offering program (the "Common Stock ATM Program") pursuant to which the Company may sell shares of Common Stock, from time to time, through its sales agents. In November 2022, the Company filed a new shelf registration statement and prospectus supplement covering the Common Stock ATM Program having an aggregate offering amount of up to \$285.0 million, prior to the expiration of its previous registration statement, which had an aggregate offering amount of up to \$500 million (\$285.0 million was sold under the previous registration statement).

- During the three and nine months ended **September 30, 2023** **March 31, 2024** and **2022** **2023** the Company did not sell any shares of Common Stock through the Common Stock ATM Program.

Equity Consideration Issued in Connection with the Mergers

As previously disclosed in **Note 3 — The Mergers**, the Company issued:

- 123,257,658 shares of Common Stock,
- 7,933,711 shares of newly created Series D Preferred Stock (see "Preferred Stock" section below) and
- 4,595,175 shares of newly created Series E Preferred Stock (see "Preferred Stock" section below).

In addition, the OP issued 115,857 Class A Units to the previous owner of RTL Class A Units.

Common Stock Issued Under the Cooperation Agreement and Other Arrangements

On June 4, 2023, the Company entered into the Cooperation Agreement (as defined in **Note 11 — Commitments and Contingencies**) with the Blackwells/Related Parties (as defined in **Note 11 — Commitments and Contingencies**) whereby all parties agreed to dismiss, with prejudice, any ongoing litigation (see **Note 11 — Commitments and Contingencies** for additional details regarding the terms of the Cooperation Agreement).

As part of the Cooperation Agreement, the Company issued Common Stock to the Blackwells/Related Parties as a settlement fee and for consulting and advisory services. Under the Cooperation Agreement, the Company issued 495,000 shares of Common Stock to the Blackwells/Related Parties on July 11, 2023 as a settlement fee. As a result of these shares being issuable as of June 30, 2023, the Company recorded expense and an increase to additional paid-in capital of \$4.9 million in the three months ended June 30, 2023, and the expense is presented in the settlement costs line item of the consolidated statement of operations for the nine months ended September 30, 2023. Also, on September 12, 2023, the Company issued 1,600,000 shares of Common Stock to the Blackwells/Related Parties as consideration for consulting and advisory services performed pursuant to the Cooperation Agreement, including corporate governance, stockholder engagement and outreach, investor relations and proxy advisory firm engagement, analysis prior to the Acquisition Date. As a result, the Company recorded expense and an increase to additional paid-in capital of \$15.9 million in the three months ended September 30, 2023, and the expense is presented in the settlement costs line item of the consolidated statement of operations for the three and nine months ended September 30, 2023.

Also, on June 30, 2023, the Company entered into an agreement with an unaffiliated third party to provide certain advisory services to the Company related to the Mergers. In exchange for these services, the Company issued 45,579 shares of Common Stock to the third party on July 13, 2023 as a non-refundable retainer and recorded expense and an increase to additional paid-in-capital of \$0.5 million in the three and nine months ended September 30, 2023.

Also, the Company agreed to issue an additional 59,253 shares of Common Stock to the third party upon completion of the third party's services, which were issued in October, 2023. As a result, and in accordance with accounting rules, in the quarter ended September 30, 2023 the Company expensed the fair value of the 59,253 shares issuable for

services rendered \$0.6 million and recorded an increase to additional paid-in-capital for the three and nine months ended September 30, 2023. The 59,253 shares are included in the calculation of basic and diluted earnings per share (see [Note 14 — Earnings Per Share](#)).

As more fully discussed in [Note 13 — Equity-Based Compensation](#), as of September 11, 2023, the end of the performance period applicable to the 2,500,000 GNL LTIP Units granted to the Advisor pursuant to the 2021 OPP, a total of 883,750 of the GNL LTIP Units were earned and became vested and the remainder were forfeited. The earned GNL LTIP Units were subsequently converted into an equal number of shares of Common Stock on the Acquisition Date. As a result, the Company recorded a reclassification of \$27.7 million from non-controlling interests to additional paid-in-capital during the quarter ended September 30, 2023.

GLOBAL NET LEASE, INC.

NOTES TO CONSOLIDATED FINANCIAL STATEMENTS

September 30, 2023

(Unaudited)

Preferred Stock

As discussed in [Note 3 — The Mergers](#), in connection with the REIT Merger, each issued and outstanding share of (i) RTL Series A Preferred Stock was automatically converted into one share of newly created Series D Preferred Stock, and (ii) RTL Series C Preferred Stock was automatically converted into one share of newly created Series E Preferred Stock. The Series D Preferred Stock and Series E Preferred Stock have substantially identical powers, preferences, privileges, and rights as the RTL Series A Preferred Stock and RTL Series C Preferred Stock, respectively.

The Company is currently authorized (as of November 7, 2023) to issue up to 40,000,000 shares of preferred stock.

- The Company has classified and designated 9,959,650 shares of its authorized Preferred Stock as authorized shares of Series A Preferred Stock, as of [September 30, 2023](#) [March 31, 2024](#) and [December 31, 2022](#) [December 31, 2023](#). The Company had 6,799,467 shares of Series A Preferred Stock issued and outstanding as of [September 30, 2023](#) [March 31, 2024](#) and [December 31, 2022](#) [December 31, 2023](#).
- The Company has classified and designated 11,450,000 shares of its authorized Preferred Stock as authorized shares of Series B Preferred Stock, as of [September 30, 2023](#) [March 31, 2024](#) and [December 31, 2022](#) [December 31, 2023](#). The Company had 4,695,887 shares of Series B Preferred Stock issued and outstanding as of [September 30, 2023](#) [March 31, 2024](#) and [December 31, 2022](#) [December 31, 2023](#).
- The As of December 31, 2023 and through February 26, 2024, the Company has had classified and designated 100,000 shares of its authorized Preferred Stock as authorized shares of its Series C preferred stock, \$0.01 par value as ("Series C Preferred Stock"). On February 26, 2024, the Company reclassified and redesignated each of [September 30, 2023](#) and [December 31, 2022](#). No the 100,000 shares of Series C Preferred Stock were into 100,000 shares of unclassified and undesignated Preferred Stock. The Company has never had any shares of Series C Preferred Stock issued and outstanding as of [September 30, 2023](#) and [December 31, 2022](#), outstanding.
- The Company has classified and designated 7,933,711 shares of its authorized Preferred Stock as authorized shares of Series D Preferred Stock, as of [September 30, 2023](#) [March 31, 2024](#). The Company had 7,933,711 shares of Series D Preferred Stock issued and outstanding as of [September 30, 2023](#) [March 31, 2024](#).
- The Company has classified and designated 4,595,175 shares of its authorized Preferred Stock as authorized shares of Series E Preferred Stock, as of [September 30, 2023](#) [March 31, 2024](#). The Company had 4,595,175 shares of Series E Preferred Stock issued and outstanding as of [September 30, 2023](#) [March 31, 2024](#).

ATM Program — Series B Preferred Stock

In December 2019, the Company established an "at the market" equity offering program for its Series B Preferred Stock (the "Series B Preferred Stock ATM Program") pursuant to which the Company may sell shares of Series B Preferred Stock, from time to time through its sales agents. In November 2022, the Company filed a new shelf registration statement and prospectus supplement covering the Series B Preferred Stock ATM Program having an aggregate offering price of up to \$170.0 million, prior to the expiration of its previous registration statement, which had an aggregate offering price up to \$200.0 million.

- During the [nine](#) [three](#) months ended [September 30, 2023](#) [March 31, 2024](#) and [2022](#), 2023, the Company did not sell any shares of its Series B Preferred Stock through the Series B Preferred Stock ATM Program.

GLOBAL NET LEASE, INC.

NOTES TO CONSOLIDATED FINANCIAL STATEMENTS

March 31, 2024

(Unaudited)

Dividends

Common Stock Dividends

During the nine months ended September 30, 2023 and the year ended December 31, 2022, the Company paid dividends on its Common Stock at an annual rate of \$1.60 per share or \$0.40 per share on a quarterly basis. In connection with the Mergers, in October 2023, the Board approved a new annual dividend rate of \$1.42 per share, or \$0.354 per share on a quarterly basis. The first dividend paid at the new this rate occurred on October 16, 2023, and, accordingly, during the three months ended March 31, 2024, the Company paid dividends at this rate as well. During the three months ended March 31, 2023, the Company paid dividends on its Common Stock at an annual rate of \$1.60 per share or \$0.40 per share on a quarterly basis.

On February 26, 2024, the Board approved a dividend policy that reduced the Company's Common Stock dividend rate to an annual rate of \$1.10 per share, or \$0.275 per share on a quarterly basis. The new Common Stock dividend rate became effective with the Common Stock Dividend declared in April 2024. The reduction of the dividend rate is expected to yield benefits to the Company, including increasing the amount of cash that may be used to lower leverage.

Dividends authorized by the Board and declared by the Company are paid on a quarterly basis on the 15th day of the first month following the end of each fiscal quarter (unless otherwise specified) to common stockholders of record on the record date for such payment. The Board may alter the amounts of dividends paid or suspend dividend payments at

any time prior to declaration and therefore dividend payments are not assured. For purposes of the presentation of information herein, the Company may refer to distributions by the OP on Class A Units and GNL LTIP Units as **dividends (see dividends. In addition, see Note 6 — Revolving Credit Facility) Facility** for additional information on the restrictions on the payment of dividends and other distributions imposed by the Revolving Credit Facility.

Series A Preferred Stock Dividends

Dividends on Series A Preferred Stock accrue in an amount equal to \$0.453125 per share per quarter to Series A Preferred Stockholders, which is equivalent to 7.25% of the \$25.00 liquidation preference per share of Series A Preferred Stock per annum. Dividends on the Series A Preferred Stock are payable quarterly in arrears on the 15th day of January, April, July and October of each year (or, if not on a business day, on the next succeeding business day) to holders of record at the close of business on the record date set by the Board.

GLOBAL NET LEASE, INC.

NOTES TO CONSOLIDATED FINANCIAL STATEMENTS

September 30, 2023

(Unaudited)

Series B Preferred Stock Dividends

Dividends on Series B Preferred Stock accrue in an amount equal to \$0.4296875 per share per quarter to Series B Preferred Stockholders, which is equivalent to 6.875% of the \$25.00 liquidation preference per share of Series B Preferred Stock per annum. Dividends on the Series B Preferred Stock are payable quarterly in arrears on the 15th day of January, April, July and October of each year (or, if not on a business day, on the next succeeding business day) to holders of record at the close of business on the record date set by the Board.

Series D Preferred Stockholders

Dividends on the Company's Series D Preferred Stock accrue in an amount equal to \$0.46875 per share per quarter to Series D Preferred Stockholders, which is equivalent to the rate of 7.50% of the \$25.00 liquidation preference per share per annum. Dividends on the Series D Preferred Stock are payable quarterly in arrears on the 15th day of each of January, April, July and October of each year (or, if not a business day, the next succeeding business day) to holders of record on the applicable record date.

Series E Preferred Stockholders

Dividends on the Company's Series E Preferred Stock accrue in an amount equal to \$0.4609375 per share per quarter to Series E Preferred Stockholders, which is equivalent to the rate of 7.375% of the \$25.00 liquidation preference per share per annum. Dividends on the Series E Preferred Stock are payable quarterly in arrears on the 15th day of each of January, April, July and October of each year (or, if not a business day, the next succeeding business day) to holders of record on the applicable record date.

Stockholder Rights Plan

The Company terminated the stockholder rights plan (the "Plan") in connection with the REIT Merger, and the Company no longer has a stockholder rights plan in effect. In connection with the termination of the Plan, all of the outstanding preferred stock purchase rights issued pursuant to the Plan were terminated and are no longer outstanding. The Plan did not have a material impact on the Company's financial statements and its earnings per share.

GLOBAL NET LEASE, INC.

NOTES TO CONSOLIDATED FINANCIAL STATEMENTS

March 31, 2024

(Unaudited)

Note 11 — Commitments and Contingencies

Lessee Arrangements

As of **September 30, 2023** **March 31, 2024**, the Company leases land under 18 ground leases (two of which were acquired in the first quarter of 2023 and seven of which were acquired in the REIT Merger) associated with certain properties. In addition, the Company has two operating leases that were entered into in connection with the Mergers. The aggregate durations for the ground leases and operating leases range from **1.5** **0.84** to 120 **years**, **years** as of **March 31, 2024**. The Company did not enter into any new ground or operating leases during the first quarter of 2024.

As of **September 30, 2023** **March 31, 2024** and **December 31, 2022** **December 31, 2023**, the Company's balance sheets include ROU assets of **\$75.7 million** **\$75.5 million** and **\$49.2 million** **\$77.0 million**, respectively, and operating lease liabilities of **\$47.9 million** **\$47.7 million** and **\$21.9 million** **\$48.4 million**, respectively. In determining the operating ROU assets and lease liabilities for the Company's operating leases in accordance with lease accounting rules, the Company was required to estimate an appropriate incremental borrowing rate on a fully-collateralized basis for the terms of the leases. Since the terms of the Company's ground leases are significantly longer than the terms of borrowings available to the Company on a fully-collateralized basis, the Company's estimate of this rate required significant judgment.

As of **September 30, 2023** **March 31, 2024**, the Company's ground leases and operating leases have a weighted-average remaining lease term of approximately **25.9** **25.8** years and a weighted-average discount rate of **6.1%** **6.05%**. For the three **and nine** months ended **September 30, 2023** **March 31, 2024**, the Company paid cash of approximately **\$0.4 million** and **\$0.7 million**, respectively, **\$1.0 million** for amounts included in the measurement of lease liabilities and recorded expense of \$0.4 million and **\$1.1 million**, respectively, on a straight-line basis in accordance with the standard.

For the three **and nine** months ended **September 30, 2022** **March 31, 2023**, the Company paid cash of approximately \$0.3 million and **\$0.9 million**, respectively, for amounts included in the measurement of lease liabilities and recorded expense of \$0.3 million and **\$0.9 million**, respectively, on a straight-line basis in accordance with the standard.

GLOBAL NET LEASE, INC.

NOTES TO CONSOLIDATED FINANCIAL STATEMENTS

September 30, 2023

(Unaudited)

The following table reflects the base cash rental payments due from the Company as of September 30, 2023 March 31, 2024:

(In thousands)	(In thousands)	Future Base Rent Payments (1)	(In thousands)
2023 (remainder)	\$	1,190	
2024		4,196	
2024 (remainder)			
2025	2025	3,465	
2026	2026	3,348	
2027	2027	3,375	
2028			
Thereafter			
Thereafter			
Thereafter	Thereafter	82,401	
Total minimum lease payments (2)	Total minimum lease payments (2)	97,975	
Less: Effects of discounting	Less: Effects of discounting	(50,082)	
Total present value of lease payments	Total present value of lease payments	\$ 47,893	

(1) Assumes exchange rates of £1.00 to \$1.22 \$1.26 for GBP and €1.00 to \$1.06 \$1.08 for EUR as of September 30, 2023 March 31, 2024 for illustrative purposes, as applicable.

(2) Ground lease rental payments due from the Company's ING Amsterdam lease are not included in the table above as the Company's ground rent for this property is prepaid through 2050.

Litigation and Regulatory Matters

On December 19, 2022, in the ordinary course of business, the Company filed a complaint against Blackwells Capital LLC ("Blackwells Capital"), an affiliate of Blackwells Onshore I LLC ("Blackwells Onshore" and, together with Blackwells Capital, "Blackwells"), and certain others involved with the Blackwells proxy solicitation (collectively and, together with Blackwells, the "Blackwells/Related Parties"), captioned *Global Net Lease, Inc. v. Blackwells Capital LLC, et al.*, No. 1:22-cv-10702 (Dec. 19, 2022), in the United States District Court for the Southern District of New York. The complaint alleged that the Blackwells/Related Parties violated section 14(a) of the Exchange Act and Rule 14a-9 promulgated thereunder by omitting or misstating material information in materials filed by the Blackwells/Related Parties. The complaint sought, among other things, to (i) declare that the proxy materials filed by Blackwells violated Section 14(a) of the Exchange Act and Rule 14a-9 promulgated thereunder, (ii) order the Blackwells/Related Parties to publicly correct their material misstatements or omissions, (iii) enjoin the Blackwells/Related Parties from publishing any soliciting materials until each of them filed corrective statements to address the material misstatements or omissions, and (iv) preliminarily and permanently enjoin the Blackwells/Related Parties from committing any further violations of federal securities law.

In addition, on December 19, 2022, Blackwells Onshore filed a complaint against the Company and another defendant captioned *Blackwells Onshore I LLC v. Global Net Lease, Inc., et al.*, No. 24C22005195, in the Circuit Court of Maryland for Baltimore City. The complaint alleged that the Company committed a breach of contract and violated its duties under Maryland law by rejecting the purported nomination of two persons to the Board proposed by Blackwells and various proposals which Blackwells sought to have considered at the Company's 2023 annual meeting of stockholders. The complaint sought, among other things, (i) to enjoin the Company from interpreting its bylaws in a fashion that would preclude Blackwells from nominating two candidates for election to the Board, (ii) to declare that the Company's bylaws do not preclude Blackwells' nominees or business proposals, (iii) to declare the previously announced Second Amendment to the Company's bylaws void and unenforceable, (iv) to enjoin the Company from taking any steps to reject the nominations made by Blackwells and require the Company to count votes cast in favor of any of the persons nominated by Blackwells, and (v) unspecified damages for purported breach of the bylaws.

On June 4, 2023, the Company entered into a Cooperation Agreement and Release with the Blackwells/Related Parties (the "Cooperation Agreement"). Under the terms of the Cooperation Agreement: (1) all litigation pending in Maryland state court and in federal court in the Southern District of New York, including the appeal of certain decisions in the U.S. Court of Appeals for the Second Circuit, between the parties was dismissed with prejudice and the parties are prohibited from initiating any future claims except to enforce the terms of the Cooperation Agreement; (2) all demands made by the Blackwells/Related Parties for investigations by the Board and the board of directors of RTL were as were any requests for books and records of the Company; (3) the proxy contest initiated by the Blackwells/Related Parties including the nomination of a dissident slate of directors and various advisory proposals for stockholder consideration at the Company's 2023 annual meeting of stockholders will be terminated or withdrawn; (4) the Blackwells/Related Parties are prohibited from (a) selling any of the shares of Common Stock prior to completion or earlier termination of the REIT Merger and the Internalization Merger and then generally

may only sell their shares in open market transactions become subject to further limits; (b) engaging in, or acting in concert with any third party in connection with, among other things, any proxy contest or solicitation in opposition to any matter not

GLOBAL NET LEASE, INC.

NOTES TO CONSOLIDATED FINANCIAL STATEMENTS

September 30, 2023

(Unaudited)

recommended by the Board, any other activist campaign or unsolicited takeover bids between signing of the Cooperation Agreement until June 4, 2023 otherwise referred to as the "Standstill Period;" (5) the Blackwells/Related Parties agreed to appear in person or by proxy at the Company's 2023 annual meeting of stockholders litigation, claims and each subsequent annual meeting during the Standstill Period and any special meeting of the Company's stockholders regarding the appointment, election or removal of directors, the REIT Merger and the Internalization Merger and to vote at such meeting in accordance with the recommendation of the Board with respect to any proposal at those meetings; and (6) the Blackwells/Related Parties agreed to issue, at the time of the filing by the Company and RTL of a joint prospectus/proxy statement relating to the REIT Merger and Internalization Merger (the "Joint Proxy Statement/Prospectus"), a press release announcing their support of each transaction. In the event that the Blackwells/Related Parties fail to fulfil their obligations under clause (5), they will grant an irrevocable proxy to the benefit of the Company to vote at the Company's 2023 annual meeting of stockholders and any meeting called by the Company to vote on the REIT Merger and Internalization Merger.

In accordance with the terms of the Cooperation Agreement, the Company issued an aggregate of 495,000 shares of Common Stock to the Blackwells/Related Parties as a settlement fee on July 11, 2023. The Company also engaged Blackwells Onshore to provide consulting and advisory services regarding corporate governance, stockholder engagement and outreach, investor relations and proxy advisory firm engagement, analysis and outreach during the Standstill Period and paid Blackwells Onshore a consulting fee for these services equal to 1,600,000 shares of Common Stock upon the consummation of the Mergers on September 12, 2023.

The Company also agreed to: (i) indemnify and hold harmless the Blackwells/Related Parties against actions, costs, losses, claims, damages or liabilities (including attorney fees) arising out of the consulting and advisory services provided by Blackwells Onshore pursuant to the Cooperation Agreement, provided that the liability of the Company will not exceed \$10 million; and (ii) reimburse one-half of the reasonable documented out of pocket expenses (including legal fees) incurred by the Blackwells/Related Parties in connection with the proxy contest and related litigation described herein and the Agreement. RTL will be responsible for reimbursing the other half of these expenses. As a result, the Company reimbursed Blackwells \$8.8 million of expenses in June 2023, which is recorded in settlement costs in the consolidated statements of operations for the nine months ended September 30, 2023. See [Note 10 — Stockholders' Equity](#) for additional information on the impact of the Common Stock that was issued to the Blackwells/Related Parties.

regulatory matters. There are no other material legal or regulatory proceedings pending or known to be contemplated against the Company.

Environmental Matters

In connection with the ownership and operation of real estate, the Company may potentially be liable for costs and damages related to environmental matters. As of [September 30, 2023](#) [March 31, 2024](#), the Company had not been notified by any governmental authority of any non-compliance, liability or other claim, and is not aware of any other environmental condition that it believes will have a material adverse effect on the results of operations.

GLOBAL NET LEASE, INC.

NOTES TO CONSOLIDATED FINANCIAL STATEMENTS

March 31, 2024

(Unaudited)

Note 12 — Related Party Transactions

Prior to the consummation of the Internalization Merger on September 12, 2023, the Company had retained the former Advisor to manage the Company's affairs on a day-to-day basis and the Company's properties were managed and leased to third parties by the Property Manager. Prior to the Internalization Merger on September 12, 2023, the former Advisor and the Property Manager were under common control with AR Global, and these related parties had historically received compensation and fees for various services provided to the Company.

The consummation of the Internalization Merger on September 12, 2023 resulted in the internalization of the management of the Company with its own dedicated workforce, including by terminating (i) the Company's existing arrangement for advisory management services provided by the former Advisor pursuant to the Advisory Agreement and (ii) RTL's existing arrangement for advisory management services provided by the RTL Advisor and assuming (i) (x) the Company's existing arrangement for property management services provided by the Property Manager and (ii) (y) RTL's existing arrangement for property management services provided by the RTL Property Manager. All assets and contracts (including leases) necessary or desirable in the judgment of the Company and to conduct the business of the Company following the Mergers and all desired employees were placed into subsidiaries of AR Global that were merged with subsidiaries of the Company upon the completion of the Internalization Merger. As a result of the completion of the Internalization Merger, and termination of the contracts noted above, beginning of the Acquisition Date, the Company no longer incur incurs fees from these contracts. However, the Company incurred and will continue to incur costs for employee compensation, which are included in general and administrative expenses in the Company's consolidated statement of operations. The Company has engaged a new third party service provider to assist with this process.

For additional information on the Internalization Merger, including the consideration paid to AR Global, see [Note 1 — Organization](#) and [Note 3 — The Mergers](#).

GLOBAL NET LEASE, INC.

NOTES TO CONSOLIDATED FINANCIAL STATEMENTS

September 30, 2023

(Unaudited)

Upon consummation of the Internalization Merger, the Company began renting office space for its own dedicated workforce at a property owned by affiliates of AR Global, the former advisor to the Company.

Terminated Advisory Agreement and Assumed Property Management Agreements

The discussion below summarizes various related party agreements and transactions that ceased as of the Acquisition Date of the Mergers.

Fees Paid in Connection with the Operations of the Company

Prior to the Internalization Merger, when it was owned by AR Global, the former Advisor provided day-to-day asset management services for the Company pursuant to the Advisory Agreement. Prior to the Internalization Merger, under the Advisory Agreement, by and among the Company, the OP and the former Advisor, the Company historically paid the Advisor the following fees in cash:

- (a) a minimum base management fee of \$18.0 million per annum payable in cash monthly in advance ("Minimum Base Management Fee"); and
- (b) a variable fee amount equal to 1.25% per annum of the sum, since the effective date of the Advisory Agreement in June 2015, of: (i) the cumulative net proceeds of all common equity issued by the Company; (ii) any equity of the Company issued in exchange for or conversion of preferred stock or exchangeable notes, based on the stock price at the date of issuance; and (iii) any other issuances of common, preferred, or other forms of equity of the Company, including units in an operating partnership (excluding equity based compensation but including issuances related to an acquisition, investment, joint-venture or partnership) (the "Variable Base Management Fee").

The Company was required to pay any the former Advisor any Incentive Compensation (as defined in the Advisory Agreement), generally payable in quarterly installments 50% in cash and 50% in shares of Common Stock (subject to certain lock up restrictions). The former Advisor did not earn any Incentive Compensation during the nine three months ended September 30, 2023 or 2022, March 31, 2023.

Property Management Fees

Prior to the Internalization Merger, when it was owned by AR Global, the Property Manager provided property management and leasing services for properties owned by the Company, for which the Company paid fees to the Property Manager equal to: (i) with respect to stand-alone, single-tenant net leased properties which were not part of a shopping center, 2.0% of gross revenues from the properties managed and (ii) with respect to all other types of properties, 4.0% of gross revenues from the properties managed in each case plus market-based leasing commissions applicable to the geographic location of the applicable property.

GLOBAL NET LEASE, INC.

NOTES TO CONSOLIDATED FINANCIAL STATEMENTS

March 31, 2024

(Unaudited)

For services related to overseeing property management and leasing services provided by any person or entity that is not an affiliate of the Property Manager, the Company paid the Property Manager an oversight fee equal to 1.0% of gross revenues of the property managed. This oversight fee was no longer applicable to 39 of the Company's properties which became subject to separate property management agreements with the Property Manager in connection with certain mortgage loans entered into by the Company in October 2017, April 2019 and September 2019 on otherwise nearly identical terms to the primary property and management leasing agreement, which remained applicable to all other properties.

If cash flow generated by any of the Company's properties was not sufficient to fund the costs and expenses incurred by the Property Manager in fulfilling its duties under the property management and leasing agreements, the Company was required to fund additional amounts. Costs and expenses that are the responsibility of the Company under the property management and leasing agreements included, without limitation, reasonable wages and salaries and other employee-related expenses of all on-site and off-site employees of the Property Manager who were engaged in the operation, management, maintenance and leasing of the properties and other out-of-pocket expenses which are directly related to the operation, management, maintenance and leasing of specific properties, but may not include the Property Manager's general overhead and administrative expenses.

The Company historically paid leasing commissions to the Property Manager which are being expensed over the terms of the related leases. During the three and nine months ended September 30, 2023, the Company paid \$0.4 million and \$2.4 million, respectively, of leasing commissions to the Property Manager. During the three and nine months ended September 30, 2023, the Company recorded \$0.2 million and \$0.7 million, respectively, of expenses in property management fees, compared to \$0.2 million and \$0.9 million and during the three and nine months ended September 30, 2022, respectively (see table below).

Professional Fees and Other Reimbursements

The Prior to the Internalization Merger, the Company reimbursed the former Advisor or its affiliates for expenses paid or incurred by the former Advisor or its affiliates in providing services to the Company under the Advisory Agreement, except for those expenses that were specifically the responsibility of the former Advisor under the Advisory Agreement, such as salaries, bonus and other wages, payroll taxes and the cost of employee benefit plans of personnel of the former Advisor and its affiliates (including the Company's executive officers) who

GLOBAL NET LEASE, INC.

NOTES TO CONSOLIDATED FINANCIAL STATEMENTS

September 30, 2023

(Unaudited)

provide services to the Company under the Advisory Agreement, the former Advisor's rent and general overhead expenses, the former Advisor's travel expenses (subject to certain exceptions), professional services fees incurred with respect to the former Advisor for the operation of its business, insurance expenses (other than with respect to the Company's directors and officers) and information technology expenses. In addition, these reimbursements were subject to the limitation that the Company will not reimburse the former Advisor for any amount by which the Company's operating expenses (including the asset management fee) at the end of the four preceding fiscal quarters exceeds the greater of (a) 2.0% of average invested assets and (b) 25.0% of net income, unless the excess amount was otherwise approved by the Board. The amount of expenses reimbursable for the nine three months ended September 30, 2023 and 2022 March 31, 2023 did not exceed these limits.

The following table reflects related party fees incurred for during the periods presented: three months ended March 31, 2023:

Three Months Ended September 30,		Nine Months Ended September 30,	
2023	2022	2023	2022

(In thousands)	Incurred	Incurred	Incurred	Incurred
Fees (1):				
Asset management fees (2)	\$ 6,524	\$ 8,309	\$ 22,813	\$ 24,818
Property management fees	2,128	1,779	6,050	5,427
Total related party operational fees and reimbursements	\$ 8,652	\$ 10,088	\$ 28,863	\$ 30,245

				Three Months Ended March 31,
				2023
				Incurred
(In thousands)				
Fees (1):				
Asset management fees (2)			\$	8,364
Property management fees				1,737
Total related party operational fees and reimbursements			\$	10,101

- (1) The Company incurred general and administrative costs and other expense reimbursements of approximately \$0.3 million and \$0.9 million for the three and nine months ended September 30, 2023, respectively, and \$0.2 million and \$0.9 million for the three and nine months ended September 30, 2022, respectively, which are recorded within general and administrative expenses in the consolidated statements of operations and are not reflected in the table above.
- (2) The former Advisor, in accordance with the Advisory Agreement, received asset management fees in cash each quarter equal to one quarter of the annual Minimum Base Management Fee of \$18.0 million and the Variable Base Management Fee. The Variable Base Management Fee was \$2.0 million and \$9.3 million for the three and nine months ended September 30, 2023, respectively, and \$3.8 million and \$11.3 million for the three and six months ended June 30, 2022, respectively, March 31, 2023.

GLOBAL NET LEASE, INC.

NOTES TO CONSOLIDATED FINANCIAL STATEMENTS

March 31, 2024
(Unaudited)

Note 13 — Equity-Based Compensation

2021 Equity Omnibus Incentive Compensation Plan; 2021 Omnibus Advisor Incentive Compensation Plan; Restricted Share Plan

At the Company's 2021 annual meeting of stockholders held on April 12, 2021, the Company's stockholders approved the 2021 Omnibus Incentive Compensation Plan of Global Net Lease, Inc. (the "Individual Plan") and the 2021 Omnibus Advisor Incentive Compensation Plan of Global Net Lease, Inc. (the "Advisor Plan" and together with the Individual Plan, the "2021 Equity Plan"). Both the Individual Plan and the Advisor Plan became effective upon stockholder approval.

The terms of the Advisor Plan are substantially similar to the terms of the Individual Plan, except with respect to the eligible participants. Generally, directors of Both the Company, Individual Plan and the Advisor Plan became effective upon stockholder approval.

The employees of the Company and employees of the former Advisor or its affiliates who are involved in providing services to the Company (including the Company's executive officers) as well as certain consultants to the Company and the Advisor Property Manager, and its their respective affiliates are were also eligible to participate in the Company's employee and director incentive restricted share plan (the "Restricted Share Plan").

Upon approval of the 2021 Equity Plan, the total number of shares of Common Stock that could be issued or subject to awards under the Advisor Plan and the Individual Plan, in the aggregate, was 6,300,000 shares. Shares issued or subject to awards under the Individual Plan reduce the number of shares available for awards under the Advisor Plan on a one-for-one basis and vice versa. The 2021 Equity Plan permits awards of Restricted Shares, RSUs, PSUs, stock options, stock appreciation rights, stock awards, GNL LTIP Units and other equity awards and it expires on April 12, 2031.

Only the former Advisor and any of its affiliates that are were involved in providing services to the Company or any of its subsidiaries are were eligible to receive awards under the Advisor Plan. As a result of the REIT Merger, no further participants are expected to be eligible to participate in the Advisor Plan from and following the REIT Merger and, accordingly, no further awards are expected to be granted under the Advisor Plan, however awards will continue to be granted under the Individual Plan.

Upon approval Generally, directors officers, employees, and consultants of the Company are eligible to participate in the Individual Plan. Prior to the REIT Merger, employees of the former Advisor or its affiliates who were consultants providing services to the Company were eligible to participate in the Individual Plan.

RSUs

RSUs were historically awarded under the 2021 Equity Plan, the total number of shares of Common Stock that were allowed and have been and may continue to be issued or subject to awards awarded under the Advisor Plan and the Individual Plan, in following the aggregate, was 6,300,000 shares. The 2021 Equity Plan will expire on April 12, 2031. The 2021 Equity Plan permits awards Internalization Merger. Historically, prior to the third quarter of Restricted Shares, RSUs, stock options, stock appreciation rights, stock awards, GNL LTIP Units and other equity awards.

In addition, as part of the REIT Merger, 2023, the Company assumed granted RSUs to its Board members on an annual basis. In November 2023, the 2018 Omnibus Incentive Compensation Plan of RTL (the "2018 RTL Equity Plan"). At the time of the assumption of the 2018 RTL Equity Plan, the total number of shares of Common Stock allowed Company granted 496,536 RSUs to be issued or subject to awards under the 2018 RTL Equity Plan, subject to applicable securities exchange listing standards, was 2,295,658 shares, employees, including executives.

RSUs

RSUs may be awarded under terms that provide for vesting on a straight-line basis over a specified period of time for each award. RSUs represent a contingent right to receive shares of Common Stock at a future settlement date, subject to satisfaction

GLOBAL NET LEASE, INC.

NOTES TO CONSOLIDATED FINANCIAL STATEMENTS

September 30, 2023

(Unaudited)

of applicable vesting conditions or other restrictions as set forth in the RSP and an award agreement evidencing the grant of RSUs. The RSUs provide for vesting on a straight-line basis over a specified period of time for each award. RSUs may not, in general, be sold or otherwise transferred until restrictions are removed and the RSUs are settled in, or converted into, the shares of Common Stock. Holders The fair value of RSUs do not have or receive any voting rights with respect to the RSUs or any shares underlying any award of RSUs, but such holders are generally credited with dividend or other distribution equivalents which are subject to granted is based on the same vesting conditions or other restrictions as the underlying RSUs and only paid at the time such RSUs are settled in shares market price of Common Stock. RSU award agreements generally provide for accelerated vesting of all unvested RSUs in connection with a termination without cause from the Board or a change of control and accelerated vesting Stock as of the portion grant date. The fair value of the unvested RSUs scheduled to vest in equity awards is expensed over the year of the recipient's voluntary resignation from or failure to be re-elected to the Board. vesting period.

The following table reflects the activity of RSUs outstanding for the periods presented:

		Number of RSUs	Weighted- Average Issue Price		Number of RSUs	Weighted-Average Issue Price
Unvested, December 31, 2022		47,723	\$ 15.82			
Unvested, December 31, 2023						
Vested	Vested	(28,439)	15.56			
Granted	Granted	30,252	10.33			
Forfeitures	Forfeitures	—	—			
Unvested, September 30, 2023		49,536	12.62			
Unvested, March 31, 2024						

		Number of RSUs	Weighted- Average Issue Price		Number of RSUs	Weighted-Average Issue Price
Unvested, December 31, 2021		44,510	\$ 16.47			
Unvested, December 31, 2022						
Vested	Vested	(21,651)	16.43			
Granted	Granted	24,864	15.18			
Unvested, September 30, 2022		47,723	15.82			
Unvested, March 31, 2023						
Unvested, March 31, 2023						
Unvested, March 31, 2023						

The fair value of the RSUs granted is based on the market price of Common Stock as of the grant date. The fair value of the equity awards is expensed over the vesting period.

GLOBAL NET LEASE, INC.

NOTES TO CONSOLIDATED FINANCIAL STATEMENTS

March 31, 2024

(Unaudited)

Restricted Shares

Restricted Shares are shares of Common Stock awarded pursuant to the 2021 Equity Plan, prior to the Internalization Merger, and granted pursuant to the Individual Plan thereafter, and the Restricted Share Plan under terms that provide for vesting over a specified period of time. Holders of Restricted Shares receive nonforfeitable cash dividends prior to the time that the restrictions on the Restricted Shares have lapsed. Any dividends to holders of Restricted Shares payable in shares of Common Stock are subject to the same restrictions as the underlying Restricted Shares. Restricted Shares may not, in general, be sold or otherwise transferred until restrictions are removed and the shares have vested.

In September 2023, the Company issued 221,136 Restricted Shares to holders of unvested RTL Restricted Shares at the time of the Mergers (adjusted for the Exchange Ratio). Also, in June 2023, May 2022, May 2021, and September 2020, the Company granted 265,075, 207,242, 213,125 and 132,025 Restricted Shares, respectively, to employees of the Advisor or its affiliates who were involved in providing services to the Company, including its then Chief Executive Officer and Chief Financial Officer. In accordance with accounting rules, the fair value of the Restricted Shares granted is being recorded on a straight-line basis over the vesting period of four years. In addition, during the three months ended September 30, 2022, the Company issued 23,156 Restricted Shares to former employees of the Advisor, working as consultants to the Advisor, which, for accounting purposes, the fair value of such grants was fully expensed during the three months ended September 30, 2022.

The awards to the Company's then Chief Executive Officer and Chief Financial Officer were recommended by the Advisor and approved by the Special Committee of the Board comprised solely of independent directors that was formed in connection with the evaluation of the Mergers and the other transactions contemplated by the REIT Merger Agreement and the Internalization Merger Agreement. The other awards were made pursuant to authority delegated by the compensation committee to Edward M. Weil, Jr., a member of the Board and the Company's current Co-Chief Executive Officer. No awards were made pursuant to this delegation of authority to anyone who was also a partner, member or equity owner of the parent of the Advisor.

The Restricted Shares granted to the then employees of the former Advisor or its affiliates vest in 25% increments on each of the first four anniversaries of the grant date. Except in connection with a change in control (as defined in the award agreement) of the Company, any unvested Restricted Shares will be forfeited if the holder's employment with the Advisor terminates for any

GLOBAL NET LEASE, INC.

NOTES TO CONSOLIDATED FINANCIAL STATEMENTS

September 30, 2023

(Unaudited)

reason. During the nine months ended September 30, 2023, 2,631 Restricted Shares were forfeited. Upon a change in control of the Company, 50% of the unvested Restricted Shares will immediately vest and the remaining unvested Restricted Shares will be forfeited. A change of control, under the award agreement, did not occur as a result of the Mergers.

Impact of the REIT Merger

As of one business day immediately prior to the Acquisition Date, each RTL Restricted Share granted to a member of the RTL board of directors under the 2018 RTL Equity Plan that was outstanding as of immediately prior to the Acquisition Date (whether or not then vested) became fully vested, and all restrictions with respect thereto were lapsed. Each share of RTL Class A Common Stock resulting from the vesting of the RTL Restricted Shares was treated the same as other shares of RTL Class A Common Stock issued and outstanding immediately prior to the Acquisition Date, and was converted into the right to receive shares of Common Stock based on the Exchange Ratio. After the signing of the REIT Merger Agreement, each independent director of the RTL board of directors was granted \$85,000 of RTL Restricted Shares as part of their ordinary course annual grants, with such RTL Restricted Shares subject to one year vesting pursuant to the award agreement granting the RTL Restricted Shares and converting into shares of Common Stock at the Acquisition Date in the same manner as the unvested RTL Restricted Shares held by non-directors of RTL.

Also as of one business day immediately prior to the Acquisition Date, all other outstanding RTL Restricted Shares as of immediately prior to the Acquisition Date, including any RTL Restricted Shares issued on conversion of RTL's long-term incentive plan units of limited partnership interests, ceased to relate to or represent any right to receive RTL Class A Common Stock and were assumed by the Company and automatically converted, at the Acquisition Date, into Restricted Shares with respect to a number of shares of Common Stock equal to the product of (x) the number of shares of RTL Class A Common Stock underlying the applicable award of RTL Restricted Shares as of immediately prior to such conversion, multiplied by (y) the Exchange Ratio, with each such award of RTL Restricted Shares so converted into Restricted Shares otherwise subject to the same terms and conditions as were applicable to the corresponding award of RTL Restricted Shares, including any applicable vesting, acceleration, and payment timing provisions, subject to certain limited exceptions (i) as expressly described by the REIT Merger Agreement and (ii) in relation to certain employees of the RTL Advisor and RTL Property Manager prior to the REIT Merger. All of the outstanding equity or equity-based awards of RTL held by any employee of RTL Advisor who was offered employment by the Company on the terms and conditions set forth in the Internalization Merger Agreement was awarded Restricted Shares (which totaled 221,136 Restricted Shares). All of the outstanding equity or equity-based awards of RTL held by any employee of RTL Advisor who was not offered employment by the Company on the terms and conditions set forth in the Internalization Merger Agreement fully vested as of immediately prior to the Acquisition Date.

The following table reflects the activity of Restricted Shares outstanding for the periods presented that impacted the Company:

	Number of Restricted Shares	Weighted- Average Issue Price	Number of Restricted Shares	Weighted-Average Issue Price
Unvested, December 31, 2022	359,840	\$ 17.16		

Unvested, December 31, 2023			
Vested	Vested	(274,850)	16.03
Granted	Granted	265,075	10.52
Issued in connection with the REIT Merger		221,136	10.73
Forfeitures	Forfeitures	(2,631)	13.23
Unvested, September 30, 2023		<u>568,570</u>	<u>12.13</u>
Unvested, March 31, 2024			

		Number of Restricted Shares	Weighted- Average Issue Price
Unvested, December 31, 2021		305,107	\$ 18.81
Unvested, December 31, 2022			
Vested	Vested	(148,278)	16.56
Granted	Granted	230,398	14.60
Forfeitures	Forfeitures	(24,806)	17.21
Unvested, September 30, 2022		<u>362,421</u>	<u>17.16</u>
Unvested, March 31, 2023			

Number of Restricted Shares

Weighted-Average Issue Price

PSUs

In November 2023, the Compensation Committee approved awards of PSUs pursuant to the Individual Plan to full-time employees of the Company. PSUs may be earned and become vested if the Company’s absolute and relative total shareholder return (“TSR”) performance meets certain criteria (see “Performance Measures” below for more detail) over a three-year period performance period (the “PSU Performance Period”) beginning on October 1, 2023 and ending on September 30, 2026 (the “PSU Measurement Date”) and generally subject to the applicable employee’s continued employment through the PSU Measurement Date.

	Level of Performance		
	Threshold	Target	Maximum
Potential Number of PSUs to be Issued	234,200	468,392	1,288,072

Under accounting rules, the total fair value of the PSUs granted at the maximum level under the Individual Plan totaled \$5.1 million and was fixed as of November 29, 2023, the date that the Board approved the award of PSUs under the Individual Plan (the “PSU Grant Date”). The fair value will not be remeasured in subsequent periods unless the PSUs are amended. The fair value of the PSUs that were granted is being recorded evenly over the requisite service period which is approximately 2.8 years from November 29, 2023, ending on the PSU Measurement Date.

GLOBAL NET LEASE, INC.

NOTES TO CONSOLIDATED FINANCIAL STATEMENTS

September 30, 2023 March 31, 2024

(Unaudited)

Performance Measures:

The ultimate amount of PSUs that may become earned and vested on the PSU Measurement Date will equal the sum of: (i) PSUs earned by comparing the Company’s TSR to the MSCI US REIT Index peer group (the “MSCI REIT Index”); (ii) PSUs earned by comparing the Company’s TSR to a custom designed net lease peer group consisting of EPR Properties, LXP Industrial Trust, Broadstone Net Lease, Inc., NNN REIT, Inc. and W.P. Carey Inc. (the “Custom Net Lease Peer Group”); and (iii) PSUs earned by achievement of certain TSR levels (the “Company TSR”).

The following table details the number of PSUs that may be earned and vested on the PSU Measurement Date, by each category of performance goal:

--	--	--	--



	Percentage of Target PSUs		
	Target PSUs	Earned	Number of PSUs Earned
Company TSR Relative to the MSCI REIT Index:			
Less than 30 th percentile (Below Threshold)	175,647	— %	—
30 th percentile (Threshold) ⁽¹⁾	175,647	50 %	87,825
55 th percentile (Target) ⁽¹⁾	175,647	100 %	175,647
Equal to or greater than 75 th percentile (Maximum) ⁽¹⁾	175,647	275 %	483,027
Company TSR Relative to the Custom Net Lease Peer Group:			
Less than 30 th percentile (Below Threshold)	175,647	— %	—
30 th percentile (Threshold) ⁽¹⁾	175,647	50 %	87,825
55 th percentile (Target) ⁽¹⁾	175,647	100 %	175,647
Equal to or greater than 75 th percentile (Maximum) ⁽¹⁾	175,647	275 %	483,027
Company TSR:			
Less than 8% (Below Threshold)	117,098	— %	—
8% (Threshold) ⁽¹⁾	117,098	50 %	58,551
10% (Target) ⁽¹⁾	117,098	100 %	117,098
12% or greater (Maximum) ⁽¹⁾	117,098	275 %	322,018

⁽¹⁾ If amounts fall in between these ranges, the results will be determined using linear interpolation between those percentiles, respectively.

Compensation Expense — RSP

The combined compensation expense for RSUs, Restricted Shares and PSUs was \$2.0 million for the three months ended March 31, 2024, and \$0.7 million for the three months ended March 31, 2023, which did not include PSUs. Compensation expense for awards granted pursuant to the RSP was \$2.2 million and \$3.5 million for the three and nine months ended September 30, 2023, and \$0.9 million and \$2.5 million for the three and nine months ended September 30, 2022, respectively. Compensation expense these equity instruments is recorded as equity-based compensation in the accompanying consolidated statements of operations.

As of September 30, 2023 March 31, 2024, the Company had \$0.5 million \$7.9 million of unrecognized compensation cost related to RSUs granted, under the RSP, which is expected to be recognized over a weighted-average period of 1.8 2.7 years. As of September 30, 2023 March 31, 2024, the Company had \$7.0 million \$5.1 million of unrecognized compensation cost related to Restricted Shares Share awards granted, under the RSP, which is expected to be recognized over a period of 3.7 3.2 years. As of March 31, 2024, the Company had \$4.5 million unrecognized compensation cost related to PSUs granted, which is expected to be recognized over a period of 2.5 years.

Director 2018 Omnibus Incentive Compensation Plan of RTL

In addition, as part of the REIT Merger, the Company assumed the 2018 Omnibus Incentive Compensation Plan of RTL (the "2018 RTL Equity Plan"). At the time of the assumption of the 2018 RTL Equity Plan, the total number of shares of Common Stock allowed to be issued or subject to awards under the 2018 RTL Equity Plan, subject to applicable securities exchange listing standards, was 2,295,658 shares. The Company pays independent director compensation as follows: (i) has not issued any awards under the annual retainer payable to all 2018 RTL Equity Plan.

Multi-Year Outperformance Agreement With the Former Advisor

2021 OPP — General Description

On May 3, 2021, the Company's independent directors, is \$100,000 per year, acting as a group, authorized an award of GNL LTIP Units under the 2021 OPP, and, on June 3, 2021, the Company, the OP and the Advisor entered into the 2021 OPP.

Based on a maximum award value of \$50.0 million and \$20.00, the closing price of Common Stock on June 2, 2021 (the "2021 Initial Share Price"), the former Advisor was granted a total of 2,500,000 GNL LTIP Units pursuant to the 2021 OPP. These GNL LTIP Units were eligible to be earned and become vested based on the Company's TSR, including both share price appreciation and reinvestment of Common Stock dividends, compared to the 2021 Initial Share Price over a performance period

GLOBAL NET LEASE, INC.

NOTES TO CONSOLIDATED FINANCIAL STATEMENTS

March 31, 2024

(Unaudited)

commencing on June 3, 2021 and ending on the earliest of (i) June 3, 2024, (ii) the annual retainer for effective date of any Change of Control as defined in the non-executive chair is \$105,000; Advisor Plan and (iii) the annual retainer effective date of any termination of the former Advisor's service as the Company's advisor. As noted above and described below, the end date of the performance period was modified to September 11, 2023, the day prior to the Acquisition Date, in connection with the Internalization Merger Agreement.

Under accounting rules, the total fair value of the GNL LTIP Units granted under the 2021 OPP of \$27.7 million was fixed as of June 3, 2021 and was not required to be remeasured in subsequent periods (see Note 2 — Summary of Significant Accounting Policies for a description of accounting rules related to non-employee equity awards). The fair value of the GNL LTIP Units that were granted were being recorded evenly over the requisite service period which was originally approximately 3.1 years from May 3, 2021, the date that the Company's independent directors serving on approved the audit committee, award of GNL LTIP Units under the 2021 OPP. However, due to the modification noted below that changed the timing of the final measurement for determining whether the award is vested and earned, all of the remaining unrecognized compensation committee or nominating expense was accelerated and corporate governance committee is \$30,000. All annual retainers are payable 50% recorded in the form of cash and 50% in the form of RSUs which vest over a three-year period. In addition, the directors have the option to elect to receive the cash component in the form of RSUs which would vest over a three-year period. quarter ended September 30, 2023 (through September 11, 2023).

Multi-Year Outperformance Agreement

Modification of the 2021 OPP

In connection with the Internalization Merger Agreement, the parties agreed to modify the terms of the existing 2021 OPP to accelerate timing for determining whether the award is vested and earned, which changed the end date of the performance period (as described in more detail below) to September 11, 2023, the day prior to the Acquisition Date of the Mergers. Accordingly, on September 11, 2023, the compensation committee of the Board reviewed and approved the final calculation determining that 883,750 of the 2,500,000 GNL LTIP Units subject to the 2021 OPP had been earned and became vested and Common Stock was issued for the vested GNL LTIP Units. The remaining 1,616,250 GNL LTIP Units were automatically forfeited, without the payment of any consideration. In addition:

- Due to the modification noted above that changed the timing of the final measurement for determining whether the award is vested and earned, all of the remaining unrecognized compensation expense was accelerated and recorded in the quarter ended September 30, 2023 (through September 11, 2023). During the three and nine months ended September 30, 2023, the Company recorded total compensation expense related to the GNL LTIP Units of \$8.3 million and \$12.8 million, respectively, and during the three and nine months ended September 30, 2022, the Company recorded total compensation expense related to the GNL LTIP Units of \$2.2 million and \$6.7 million, respectively.
- In September 2023, the Company paid a \$2.9 million priority catch-up distribution to the former Advisor in respect of the 883,750 GNL LTIP Units that were earned under the 2021 OPP. In total, the Company paid \$3.0 million and \$3.2 million of distributions related to GNL LTIP Units during the three and nine months ended September 30, 2023, respectively, and the Company paid \$0.1 million and \$0.3 million during the three and nine months ended September 30, 2022, respectively. These amounts are included in accumulated deficit in the consolidated statements of changes in equity.

2021 OPP — General Description

On May 3, 2021, the Company's independent directors, acting as a group, authorized an award of GNL LTIP Units under the 2021 OPP. On June 3, 2021, the Company, the OP and the Advisor entered into the 2021 OPP.

Based on a maximum award value of \$50.0 million and \$20.00, the closing price of Common Stock on June 2, 2021 (the "2021 Initial Share Price"), the Advisor was granted a total of 2,500,000 GNL LTIP Units pursuant to the 2021 OPP. These GNL LTIP Units were eligible to be earned and become vested based on the Company's total shareholder return ("TSR"), including both share price appreciation and reinvestment of Common Stock dividends, compared to the 2021 Initial Share Price over a performance period commencing on June 3, 2021 and ending on the earliest of (i) June 3, 2024, (ii) the effective date of any Change of Control as defined in the Advisor Plan and (iii) the effective date of any termination of the Advisor's service as the Company's advisor. As noted above, the end date of the performance period was modified in connection with the Internalization Merger Agreement.

Under current accounting rules, the total fair value of the GNL LTIP Units granted under the 2021 OPP of \$27.7 million was fixed as of June 3, 2021 and was not required to be remeasured in subsequent periods (see [Note 2 — Summary of Significant Accounting Policies](#) for a description of accounting rules related to non-employee equity awards). The fair value of the GNL LTIP Units that were granted were being recorded evenly over the requisite service period which was originally

GLOBAL NET LEASE, INC.

NOTES TO CONSOLIDATED FINANCIAL STATEMENTS

September 30, 2023

(Unaudited)

approximately 3.1 years from May 3, 2021, the date that the Company's independent directors approved the award of GNL LTIP Units under the 2021 OPP. However, due to the modification noted above that changed the timing of the final measurement for determining whether the award is vested and earned, all of the remaining unrecognized compensation expense was accelerated and recorded in the quarter ended September 30, 2023 (through September 11, 2023).

GNL LTIP Units/Distributions/Redemption

The rights of the Advisor who held the GNL LTIP Units, were governed by the terms of the GNL LTIP Units set forth in the agreement of limited partnership of the OP. Holders of GNL LTIP Units were entitled to distributions on the GNL LTIP Units equal to 10% of the distributions made per unit of limited partnership interest in the OP ("OP Units") (other than distributions of sale proceeds) until the GNL LTIP Units were earned. Distributions paid on an OP Unit were equal to dividends paid on a share of Common Stock. Distributions paid on GNL LTIP Units are not subject to forfeiture, even though 1,616,250 GNL LTIP Units were ultimately forfeited, as described above. The Advisor was entitled to a priority catch-up distribution on each earned GNL LTIP Unit equal to 90% of the aggregate distributions paid on OP Units during the applicable performance period. Accordingly, the 883,750 GNL LTIP Units that were earned and converted into the same number of shares of Common Stock on the Acquisition Date became entitled to receive the same distributions paid on the OP Units and, as noted above, a priority catch-up distribution was paid in cash to a wholly-owned subsidiary of AR Global in an amount of \$2.9 million.

Performance Measures

With respect to one-half of the GNL LTIP Units granted under the 2021 OPP, the number of GNL LTIP Units that could have become earned was determined as of the last day of the performance period which was modified to September 11, 2023 as noted above was based on the Company's achievement of absolute TSR levels as shown in the table below. Under this performance measure, as modified no GNL LTIP Units were earned.

				Number of GNL LTIP Units Earned
Performance Level (% of GNL LTIP Units Earned)		Absolute TSR		2021 OPP
Below Threshold	0 %	Less than	24 %	0
Threshold	25 %		24 %	312,500
Target	50 %		30 %	625,000
Maximum	100 %		36 % or higher	1,250,000

If the Company's absolute TSR was more than 24% but less than 30%, or more than 30% but less than 36%, the number of GNL LTIP Units that could have become earned was determined using linear interpolation as between those tiers, respectively.

With respect to the remaining one-half of the GNL LTIP Units granted under the 2021 OPP, the number of GNL LTIP Units that could have become earned was determined as of the last day of the performance period (which was modified to September 11, 2023 as noted above) based on the difference (expressed in terms of basis points, whether positive or negative, as shown in the table below) between the Company's absolute TSR on the last day of the performance period (which was modified to September 11, 2023 as noted above) relative to the average TSR of a peer group consisting of Lexington Realty Trust, Office Properties Income Trust and W.P. Carey, Inc. as of the last day of the performance period (which was modified to September 11, 2023 as noted above). Under this performance measure, as modified, 883,750 GNL LTIP Units were earned.

			Number of GNL LTIP Units Earned
Performance Level (% of GNL LTIP Units Earned)	Relative TSR Excess		2021 OPP
Below Threshold	0 %	Less than -600 basis points	0
Threshold	25 %	-600 basis points	312,500
Target	50 %	0 basis points	625,000
Maximum	100 %	600 basis points	1,250,000

If the relative TSR excess was more than -600 basis points but less than zero basis points, or more than zero basis points but less than +600 basis points, the number of GNL LTIP Units that became earned was determined using linear interpolation as between those tiers, respectively.

GLOBAL NET LEASE, INC.

NOTES TO CONSOLIDATED FINANCIAL STATEMENTS

September 30, 2023 March 31, 2024

(Unaudited)

Other Terms Compensation Expense - 2021 OPP

Pursuant During the three months ended March 31, 2023, the Company recorded total compensation expense related to the terms of the Advisor Plan, the GNL LTIP Units awarded under the 2021 OPP were administered by the Board or a committee thereof, defined as the "Committee" in the Advisor Plan. The Committee determined the number of GNL LTIP Units earned, as calculated by an independent consultant engaged by the Committee and as approved by the Committee in its reasonable and good faith discretion.

Other Equity-Based Compensation

The Company may issue Common Stock in lieu of cash to pay fees earned by the Company's directors at each director's election. If the Company did so, there would be no restrictions on the shares issued since these payments in lieu of cash relate to fees earned for services performed. There were no such shares of Common Stock issued in lieu of cash during the nine months ended September 30, 2023 and 2022. \$2.2 million.

Note 14 — Earnings Per Share

The following is a summary of the basic and diluted net (loss) income loss per share computation for the periods presented:

		Three Months Ended September 30,		Nine Months Ended September 30,	
		Three Months Ended March 31,		Three Months Ended March 31,	
		Three Months Ended March 31,		Three Months Ended March 31,	
		Three Months Ended March 31,		Three Months Ended March 31,	
(In thousands, except share and per share data)	(In thousands, except share and per share data)	2023	2022	2023	2022
Net (loss) income attributable to common stockholders		\$ (142,488)	\$ 9,739	\$ (179,834)	\$ 9,375
(In thousands, except share and per share data)					
(In thousands, except share and per share data)					
Net loss attributable to common stockholders					
Net loss attributable to common stockholders					
Net loss attributable to common stockholders					
Adjustments to net loss attributable to common stockholders for common share equivalents	Adjustments to net loss attributable to common stockholders for common share equivalents	(3,174)	(264)	(3,651)	(701)

Adjusted net (loss) income attributable to common stockholders	\$	(145,662)	\$	9,475	\$	(183,485)	\$	8,674
Adjustments to net loss attributable to common stockholders for common share equivalents								
Adjustments to net loss attributable to common stockholders for common share equivalents								
Adjusted net loss attributable to common stockholders								
Adjusted net loss attributable to common stockholders								
Adjusted net loss attributable to common stockholders								
Weighted average common shares outstanding — Basic and Diluted	Weighted average common shares outstanding — Basic and Diluted	130,824,684	103,714,646	113,017,882	103,654,157			
Net (loss) income per share attributable to common stockholders — Basic and Diluted	\$	(1.11)	\$	0.09	\$	(1.62)	\$	0.08
Weighted average common shares outstanding — Basic and Diluted								
Weighted average common shares outstanding — Basic and Diluted								
Net loss per share attributable to common stockholders — Basic and Diluted								
Net loss per share attributable to common stockholders — Basic and Diluted								
Net loss per share attributable to common stockholders — Basic and Diluted								

Under current authoritative guidance for determining earnings per share, all unvested share-based payment awards that contain non-forfeitable rights to distributions are considered to be participating securities and therefore are included in the computation of earnings per share under the two-class method. The two-class method is an earnings allocation formula that determines earnings per share for each class of common shares and participating security according to dividends declared (or accumulated) and participation rights in undistributed earnings. The Company's unvested Restricted Shares **unvested RSUs contain** and the unearned GNL LTIP Units, **(prior prior to any being earned and converted to Common Stock) the end of the performance period of September 11, 2023, contain contained** rights to receive distributions considered to be non-forfeitable, except in certain limited circumstances, and therefore the Company applies the two-class method of computing earnings per share. The calculation of earnings per share above excludes the distributions to the unvested Restricted Shares **unvested RSUs** and unearned GNL LTIP Units **(prior to the end of the performance period of September 11, 2023)** from the numerator.

Also, the calculation of earnings per share above includes 59,253 shares of Common Stock that were issuable to third parties as of September 30, 2023 (see **Note 10 — Stockholders' Equity for additional information**). Diluted net income per share assumes the conversion of all Common Stock share equivalents into an equivalent number of shares of Common Stock, unless the effect is anti-dilutive. The Company considers unvested **RSUs, unvested** Restricted Shares, unvested **RSUs PSUs** and **unvested GNL LTIP Class A** Units to be common share equivalents.

GLOBAL NET LEASE, INC.

NOTES TO CONSOLIDATED FINANCIAL STATEMENTS

September 30, 2023 March 31, 2024

(Unaudited)

The following table shows common share equivalents on a weighted average basis that were excluded from the calculation of diluted earnings per share for the three and nine months ended **September 30, 2023 March 31, 2024** and **2022**:

	Three Months Ended September 30,		Nine Months Ended September 30,	
	2023	2022	2023	2022
Unvested RSUs ⁽¹⁾	49,536	47,723	39,555	45,052
Unvested Restricted Shares ⁽²⁾	542,375	418,077	418,851	375,698
Class A Units ⁽³⁾	115,857	—	115,857	—
GNL LTIP Units ⁽⁴⁾	—	2,500,000	—	2,500,000

Total common share equivalents excluded from EPS calculation	707,768	2,965,800	574,263	2,920,750
--	---------	-----------	---------	-----------

(a) There were 49,536 and 47,723 unvested RSUs issued and outstanding as of September 30, 2023 and 2022, respectively. See 2023 (see [Note 13](#) — *Equity-Based Compensation* for additional information on all of the RSUs, common share equivalents listed in the table below):

	Three Months Ended March 31,	
	2024	2023
Unvested RSUs ⁽¹⁾	621,154	47,011
Unvested Restricted Shares ⁽²⁾	561,724	359,840
Unvested PSUs ⁽³⁾	1,288,072	—
Class A Units ⁽⁴⁾	115,857	—
GNL LTIP Units ⁽⁵⁾	—	2,500,000
Total common share equivalents excluded from EPS calculation	2,586,807	2,906,851

(a) There were 1,025,253 and 31,712 unvested RSUs issued and outstanding as of March 31, 2024 and 2023, respectively.

(2) There were 568,570 513,842 and 362,421 359,840 unvested Restricted Shares issued and outstanding as of September 30, 2023 March 31, 2024 and 2022, 2023, respectively. See [Note 13](#) — *Equity-Based Compensation* for additional information on the Restricted Shares.

(3) Weighted-average number There were 1,288,072 PSUs outstanding as of Class A Units March 31, 2024 and none outstanding for the periods presented, as of March 31, 2023.

(4) There were 115,857 Class A Units outstanding as of September 30, 2023 March 31, 2024 and none outstanding as of March 31, 2023.

(5) As disclosed in [Note 13](#) — *Equity-Based Compensation*, the The performance period under the 2021 OPP was accelerated and ended on September 11, 2023, and as a result, 883,750 GNL LTIP Units became earned and vested and Common Stock was issued for the vested GNL LTIP Units. There As a result, there were no GNL LTIP Units issued and outstanding under the 2021 OPP as of September 30, 2023 March 31, 2024 and there were 2,500,000 GNL LTIP Units issued and outstanding under the 2021 OPP as of September 30, 2022 March 31, 2023.

Conditionally issuable shares relating to the 2021 [Equity Plan](#) and the 2021 OPP award would (prior to the end of the performance period of September 11, 2023) are required to be included in the computation of fully diluted EPS (if dilutive) based on shares that would be issued as if the balance sheet date were the end of the measurement period.

- No PSU share equivalents were included in the computation for the three months ended March 31, 2024 since their impact was anti-dilutive, and none were included for the three months ended March 31, 2023 since they hadn't been issued yet.
- No GNL LTIP Unit share equivalents were included in the computation for the three and nine months ended September 30, 2023 March 31, 2024 since the performance period ended on September 11, 2023 and they were not included in three and nine three months ended September 30, 2022 March 31, 2023 since their impact was anti-dilutive.

Note 15 — Segment Reporting

As of September 30, 2023, as a result of the Mergers and the related strategic shift in the Company's operations, the Company has concluded it now operates in four reportable segments consistent with its current management internal financial reporting purposes: (1) Industrial & Distribution (2) Multi-Tenant Retail (3) Single-Tenant Retail and (4) Office. The Company will evaluate performance and make resource allocations based on its four business segments. The Company is reporting its business segments using the "management approach" model for segment reporting, whereby the Company determines its reportable business segments based on the way the chief operating decision maker organizes business segments within the Company for making operating decisions and assessing financial performance. The Company's chief operating decision maker receives and reviews financial information based on the Company's four segments. The Company evaluates business segment performance based upon [segment net operating income](#), which is defined as total revenues from tenants, less property operating costs. The segments are managed separately due to the property type and the accounting policies are consistent across each segment. See below for a description of [segment net operating income](#).

Previously, before the Mergers, the Company concluded it was operating in one segment. Upon concluding that a change in its reporting segments has occurred, the Company is required to retroactively restate the historical operating results for the segment for all periods presented in that filing and, thereafter, the Company will restate other prior periods when they are subsequently reported in later filings for comparative purposes.

[Segment Net Operating Income](#)

The Company evaluates the performance of the combined properties in each segment based on total revenues from tenants, less property operating costs. As such, this excludes all other items of expense and income included in the financial statements in calculating net income (loss). The Company uses [net operating income at the segment income level](#) to assess and compare property level performance and to make decisions concerning the operation of the properties. The Company believes that the [net operating income of each segment income](#) is useful as a performance measure because, when compared across periods, the [net operating income of each segment income](#) reflects the impact on operations from trends in occupancy rates, rental rates, operating

GLOBAL NET LEASE, INC.

NOTES TO CONSOLIDATED FINANCIAL STATEMENTS

March 31, 2024

(Unaudited)

expenses and acquisition activity on an unleveraged basis, providing perspective not immediately apparent from net income (loss).

[Segment](#) The [net operating income of each segment](#) excludes certain components from net income (loss) in order to provide results that are more closely related to a property's results of operations. For example, interest expense is not necessarily linked to the operating performance of a real estate asset and is often incurred at the corporate level. In addition, depreciation and amortization, because of historical

GLOBAL NET LEASE, INC.

NOTES TO CONSOLIDATED FINANCIAL STATEMENTS

September 30, 2023
(Unaudited)

cost accounting and useful life estimates, may distort operating performance at the property level. **Segment** The net operating income of the Company's segments presented by the Company may not be comparable to **segment income similar measures** reported by other REITs that define **segment net operating** income differently.

The following table provides operating financial information for the Company's four reportable segments:

		Three Months Ended September 30,		Nine Months Ended September 30,	
		Three Months Ended March 31,		Three Months Ended March 31,	
		Three Months Ended March 31,		Three Months Ended March 31,	
(In thousands)					
(In thousands)					
(In thousands)	(In thousands)	2023	2022	2023	2022
Industrial & Distribution:	Industrial & Distribution:				
Industrial & Distribution:					
Industrial & Distribution:					
Revenue from tenants					
Revenue from tenants					
Revenue from tenants	Revenue from tenants	\$ 53,767	\$ 52,196	\$ 157,879	\$ 158,947
Property operating expense	Property operating expense	3,436	3,145	10,050	9,748
Segment income		\$ 50,331	\$ 49,051	\$ 147,829	\$ 149,199
Property operating expense					
Property operating expense					
Net Operating Income					
Net Operating Income					
Net Operating Income					
Multi-Tenant Retail:					
Multi-Tenant Retail:					
Multi-Tenant Retail:	Multi-Tenant Retail:				
Revenue from tenants	Revenue from tenants	\$ 13,387	\$ —	\$ 13,387	\$ —
Revenue from tenants					
Revenue from tenants					
Property operating expense	Property operating expense	4,457	—	4,457	—
Segment income		\$ 8,930	\$ —	\$ 8,930	\$ —
Property operating expense					
Property operating expense					
Net Operating Income					
Net Operating Income					
Net Operating Income					
Single-Tenant Retail:					
Single-Tenant Retail:					
Single-Tenant Retail:	Single-Tenant Retail:				
Revenue from tenants	Revenue from tenants	\$ 12,212	\$ 3,009	\$ 20,471	\$ 9,399
Revenue from tenants					
Revenue from tenants					

Property operating expense	Property operating expense	737	144	1,053	588
Segment income		\$ 11,475	\$ 2,865	\$ 19,418	\$ 8,811
Property operating expense					
Property operating expense					
Net Operating Income					
Net Operating Income					
Net Operating Income					
Office:					
Office:					
Office:	Office:				
Revenue from tenants	Revenue from tenants	\$ 38,802	\$ 37,394	\$ 116,607	\$ 116,563
Revenue from tenants					
Revenue from tenants					
Property operating expense	Property operating expense	4,993	4,476	15,242	12,687
Segment income		\$ 33,809	\$ 32,918	\$ 101,365	\$ 103,876
Property operating expense					
Property operating expense					
Net Operating Income					
Net Operating Income					
Net Operating Income					

GLOBAL NET LEASE, INC.

NOTES TO CONSOLIDATED FINANCIAL STATEMENTS

September 30, 2023 March 31, 2024

(Unaudited)

Reconciliation to Consolidated Financial Information

A reconciliation of the total reportable segment's revenue from tenants to consolidated revenue from tenants and the total reportable segment's net operating income to consolidated net (loss) income before taxes and consolidated net (loss) income attributable to common stockholders is as follows:

		Three Months Ended September 30,		Nine Months Ended September 30,	
		Three Months Ended March 31,		Three Months Ended March 31,	
		Three Months Ended March 31,		Three Months Ended March 31,	
		Three Months Ended March 31,		Three Months Ended March 31,	
(In thousands)					
(In thousands)					
(In thousands)	(In thousands)	2023	2022	2023	2022
Revenue From Tenants:	Revenue From Tenants:				
Revenue From Tenants:					
Revenue From Tenants:					
Industrial & Distribution					
Industrial & Distribution					
Industrial & Distribution	Industrial & Distribution	\$ 53,767	\$ 52,196	\$ 157,879	\$ 158,947
Multi-Tenant Retail	Multi-Tenant Retail	13,387	—	13,387	—
Multi-Tenant Retail					
Multi-Tenant Retail					
Single-Tenant Retail					

Single-Tenant Retail					
Single-Tenant Retail	Single-Tenant Retail	12,212	3,009	20,471	9,399
Office	Office	38,802	37,394	116,607	116,563
Office					
Office					
Total Consolidated Revenue From Tenants					
Total Consolidated Revenue From Tenants					
Total Consolidated Revenue From Tenants	Total Consolidated Revenue From Tenants	\$ 118,168	\$ 92,599	\$ 308,344	\$ 284,909
Net (loss) income attributable to common stockholders:					
Segment Income:					
Net (loss) income before income tax and net (loss) income attributable to common stockholders:					
Net (loss) income before income tax and net (loss) income attributable to common stockholders:					
Net (loss) income before income tax and net (loss) income attributable to common stockholders:					
Net (loss) income before income tax and net (loss) income attributable to common stockholders:					
Net Operating Income:					
Net Operating Income:					
Net Operating Income:					
Industrial & Distribution					
Industrial & Distribution					
Industrial & Distribution	Industrial & Distribution	\$ 50,331	\$ 49,051	\$ 147,829	\$ 149,199
Multi-Tenant Retail	Multi-Tenant Retail	8,930	—	8,930	—
Multi-Tenant Retail					
Multi-Tenant Retail					
Single-Tenant Retail					
Single-Tenant Retail					
Single-Tenant Retail	Single-Tenant Retail	11,475	2,865	19,418	8,811
Office	Office	33,809	32,918	101,365	103,876
Total Segment Income		104,545	84,834	277,542	261,886
Office					
Office					
Total net operating income					
Total net operating income					
Total net operating income					
Operating fees to related parties					
Operating fees to related parties					
Operating fees to related parties	Operating fees to related parties	(8,652)	(10,088)	(28,863)	(30,245)
Impairment charges	Impairment charges	(65,706)	(796)	(65,706)	(17,057)
Impairment charges					
Impairment charges					
Merger, transaction and other costs					
Merger, transaction and other costs					

Merger, transaction and other costs	Merger, transaction and other costs	(43,765)	(103)	(50,143)	(244)
Settlement costs	Settlement costs	(14,643)	—	(29,727)	—
Settlement costs					
Settlement costs					
General and administrative					
General and administrative					
General and administrative	General and administrative	(6,977)	(4,060)	(23,320)	(11,629)
Equity-based compensation	Equity-based compensation	(10,444)	(3,132)	(16,239)	(9,217)
Equity-based compensation					
Equity-based compensation					
Depreciation and amortization					
Depreciation and amortization					
Depreciation and amortization	Depreciation and amortization	(49,232)	(37,791)	(123,558)	(117,039)
Gain on dispositions of real estate investments	Gain on dispositions of real estate investments	(684)	143	(684)	205
Gain on dispositions of real estate investments					
Gain on dispositions of real estate investments					
Interest expense					
Interest expense					
Interest expense	Interest expense	(41,161)	(24,207)	(95,836)	(71,779)
Loss on extinguishment of debt	Loss on extinguishment of debt	—	(41)	(404)	(383)
Loss on extinguishment of debt					
Loss on extinguishment of debt					
Gain on derivative instruments					
Gain on derivative instruments					
Gain on derivative instruments	Gain on derivative instruments	3,217	13,121	787	25,534
Unrealized income on undesignated foreign currency advances and other hedge ineffectiveness	Unrealized income on undesignated foreign currency advances and other hedge ineffectiveness	—	—	—	2,439
Unrealized income on undesignated foreign currency advances and other hedge ineffectiveness					
Unrealized income on undesignated foreign currency advances and other hedge ineffectiveness					
Other income	Other income	119	10	1,835	854
Other income					
Other income					
Net (loss) income before income tax					
Net (loss) income before income tax					
Net (loss) income before income tax					
Income tax expense	Income tax expense	(2,801)	(3,052)	(9,016)	(8,662)

Income tax expense				
Income tax expense				
Net loss				
Net loss				
Net loss				
Preferred stock dividends	Preferred stock dividends	(6,304)	(5,099)	(16,502)
				(15,288)
Net (loss) income attributable to common stockholders		<u>\$ (142,488)</u>	<u>\$ 9,739</u>	<u>\$ (179,834)</u>
				<u>\$ 9,375</u>
Preferred stock dividends				
Preferred stock dividends				
Net loss attributable to common stockholders				
Net loss attributable to common stockholders				
Net loss attributable to common stockholders				

GLOBAL NET LEASE, INC.

NOTES TO CONSOLIDATED FINANCIAL STATEMENTS

September 30, 2023 March 31, 2024
(Unaudited)

The following table reconciles real estate investments, net by segment to consolidated total assets as of the periods presented:

(In thousands)	(In thousands)	September 30, 2023	December 31, 2022	(In thousands)	March 31, 2024	December 31, 2023
Investments in real estate, net:	Investments in real estate, net:					
Industrial & Distribution	Industrial & Distribution					
Industrial & Distribution	Industrial & Distribution	\$2,434,861	\$2,132,013			
Multi-tenant retail	Multi-tenant retail	2,203,681	—			
Single-tenant retail	Single-tenant retail	1,706,959	106,751			
Office	Office	1,288,116	1,356,506			
Total investments in real estate, net	Total investments in real estate, net	7,633,617	3,595,270			
Assets held for sale	Assets held for sale	1,299	—			
Cash and cash equivalents	Cash and cash equivalents	133,439	103,335			
Restricted cash	Restricted cash	44,998	1,110			
Derivative assets, at fair value	Derivative assets, at fair value	26,400	37,279			

Unbilled straight line rent	Unbilled straight line rent	76,264	73,037
Operating lease right-of-use asset	Operating lease right-of-use asset	75,669	49,166
Prepaid expenses and other assets	Prepaid expenses and other assets	122,636	64,348
Due from related parties		—	464
Deferred tax assets	Deferred tax assets	2,559	3,647
Goodwill and other intangible assets, net	Goodwill and other intangible assets, net	51,018	21,362
Deferred financing costs, net	Deferred financing costs, net	16,814	12,808
Total assets	Total assets	\$8,184,713	\$3,961,826

Note 16 — Subsequent Events

The Company has evaluated subsequent events through the filing of this Quarterly Report on Form 10-Q, and determined that there have not been any events that have occurred that would require adjustments to, or disclosures in the consolidated financial statements, except as disclosed in the applicable footnotes and below.

Acquisitions and Dispositions

The Company acquired one property disposed of seven properties subsequent to September 30, 2023 for an acquisition purchase price of \$52.7 million and disposed of four properties (two in Ohio, one in Georgia, and one in Mississippi) March 31, 2024 for an aggregate price of \$4.7 approximately \$18.2 million.

New CMBS Loan

On April 5, 2024, the Company entered into the 2024 CMBS Loan with (i) Bank of Montreal, (ii) Société Générale Financial Corporation, (iii) Barclays Capital Real Estate Inc. and (iv) KeyBank National Association (each individually, a "Lender," and collectively, the "Lenders"), in the aggregate amount of \$237.0 million. The 2024 CMBS Loan is secured by, among other things, first priority mortgages on 20 industrial properties the Company owns across the United States. The 2024 CMBS Loan has a 5-year term, is interest-only (payable monthly) at a fixed rate of 5.74% per year and matures on April 6, 2029. The 2024 CMBS Loan contains certain covenants, including, certain obligations to reserve funds and requires the Company to maintain a net worth of \$150.0 million and liquid assets having a market value of at least \$10.0 million.

Repayment of McLaren Loan

In April 2024, the Company repaid its mortgage loan that encumbered its McLaren properties in the United Kingdom. The mortgage loan had a principal balance of £101,000, and was repaid using borrowings under the GBP portion of the Company's Revolving Credit Facility.

Item 2. Management's Discussion and Analysis of Financial Condition and Results of Operations.

The following discussion and analysis should be read in conjunction with the accompanying consolidated financial statements of Global Net Lease, Inc. and the notes thereto. As used herein, the terms "Company," "we," "our" and "us" refer to Global Net Lease, Inc., a Maryland corporation, including, as required by context, Global Net Lease Operating Partnership, L.P. (the "OP"), a Delaware limited partnership, and its subsidiaries.

Forward-Looking Statements

Certain statements included in this Quarterly Report on Form 10-Q that are not historical facts may be forward-looking statements, including statements regarding the intent, belief or current expectations of us, our Advisor and members of our management team, as well as the assumptions on which such statements are based, and generally are identified by the use of words such as "may," "will," "seeks," "anticipates," "believes," "estimates," "projects," "potential," "predicts," "expects," "plans," "intends," "would," "could," "should" or similar expressions are intended to identify forward-looking statements, although not all forward-looking statements contain these identifying words. Actual results may differ materially from those contemplated by such forward-looking statements. Further, forward-looking statements speak only as of the date they are made, and we undertake no obligation to update or revise forward-looking statements to reflect changed assumptions, the occurrence of unanticipated events or changes to future operating results over time, unless required by law.

These forward-looking statements are subject to risks, uncertainties and other factors, many of which are outside of our control, which could cause actual results to differ materially from the results contemplated by the forward-looking statements. These risks and uncertainties include the risks associated with the recently completed merger with The Necessity Retail REIT, Inc. ("RTL") and the internalization of our property management and advisory functions; the geopolitical instability due to the ongoing military conflict between

Russia and Ukraine and Israel and Hamas, including related sanctions and other penalties imposed by the U.S. and European Union, and the related impact on us, our tenants and the global economy and financial markets; that any potential future acquisition by the Company is subject to market conditions and capital availability and may not be identified or completed on favorable terms, or at all. Some of the risks and uncertainties, although not all risks and uncertainties, that could cause our actual results to differ materially from those presented in our forward-looking statements are set forth under "Risk Factors" and "Quantitative and Qualitative Disclosures about Market Risk" in our Annual Report on Form 10-K for the year ended December 31, 2022. December 31, 2023, this and our other Quarterly Reports on Form 10-Q and our other filings with the U.S. Securities and Exchange Commission ("SEC") as such risks, uncertainties and other important factors may be updated from time to time in our subsequent reports. Further, forward-looking statements speak only as of the date they are made, and we undertake no obligation to update or revise any forward-looking statement to reflect changed assumptions, the occurrence of unanticipated events or changes to future operating results over time, unless required by law.

Overview

We are a real estate investment trust ("REIT") for United States ("U.S.") federal income tax purposes ("REIT") that focuses on acquiring and managing a global portfolio of income producing net lease assets across the U.S., and Western and Northern Europe. Historically, we focused on acquiring and managing a globally diversified portfolio of strategically-located commercial real estate properties, which consisted primarily of mission-critical, single tenant net-lease assets. As a result of acquiring RTL in the quarter ended September 30, 2023, as further discussed below, we acquired a diversified portfolio of 989 properties consisting of primarily necessity-based retail single-tenant and multi-tenant properties located in the U.S. Until September 12, 2023, we were managed by Global Net Lease Advisors, LLC ("Advisor"), who managed our day-to-day business with the assistance of our property manager, Global Net Lease Properties, LLC ("Property Manager"), who managed and leased our properties to third parties. Prior to September 12, 2023, the former Advisor and the Property Manager were under common control with AR Global Investments, LLC ("AR Global"), and these related parties had historically received compensation and fees for various services provided to us. On September 12, 2023, we also internalized our advisory and property management functions as well as the advisory and property management functions of RTL as a result of the Internalization Merger (defined below) in the quarter ended September 30, 2023.

As of September 30, 2023 March 31, 2024, we owned 1,304 1,277 properties consisting of 66.8 million 66.9 million rentable square feet, which were 96.3% 93% leased, with a weighted-average remaining lease term of 6.9 6.5 years. Based on the percentage of annualized rental income on a straight-line basis as of September 30, 2023 March 31, 2024, 81% approximately 80% of our properties were located in the U.S. and Canada and 19% approximately 20% were located in Europe. In addition, as of September 30, 2023 March 31, 2024, our portfolio was comprised of 32% Industrial & Distribution properties, 27% 28% Multi-Tenant retail properties, 21% Single Tenant retail properties and 20% 19% Office properties. These represent our four reportable segments and the percentages are calculated using annualized straight-line rent converted from local currency into the U.S. Dollar ("USD") as of September 30, 2023 March 31, 2024. The straight-line rent includes amounts for tenant concessions.

Our portfolio is leased to primarily "Investment Grade" rated tenants in well established markets in the U.S. and Europe. A total of 58.2% of our rental income on an annualized straight-line basis for leases in place as of September 30, 2023 March 31, 2024 was derived from Investment Grade rated tenants, comprised of 35.4% 34.5% leased to tenants with an actual investment grade rating and 22.8% 23.7% leased to tenants with an implied investment grade rating. For our purposes, "Investment Grade" includes both actual investment grade ratings of the tenant or guarantor, if available, or implied investment grade. Implied investment grade may include actual ratings of the tenant parent, guarantor parent (regardless of whether or not the parent has guaranteed the tenant's obligation under the lease) or tenants that are identified as investment grade by using a proprietary Moody's analytical tool, which generates an implied rating by measuring an entity's probability of default. Ratings information is as of September 30, 2023 March 31, 2024.

The Acquisition of The Necessity Retail REIT and the Internalization Merger

On September 12, 2023 (the "Acquisition Date"), the REIT Merger (as defined below) and the Internalization Merger (as defined below) were both consummated (collectively, the "Mergers"). The REIT Merger and Internalization Merger were all conditioned upon each other and accordingly are considered "related" and treated as a single transaction for accounting and reporting purposes (see Note 3 — The Mergers to our consolidated financial statements in this Quarterly Report on Form 10-Q for additional information).

The REIT Merger

Pursuant to the terms and conditions of the Agreement and Plan of Merger dated May 23, 2023 (the "REIT Merger Agreement"), on the Acquisition Date, RTL merged with and into Osmosis Sub I, LLC, a wholly-owned subsidiary of ours ("REIT Merger Sub"), with REIT Merger Sub continuing as the surviving entity (the "REIT Merger") and a wholly-owned subsidiary of ours, followed by Osmosis Sub II, LLC, a wholly-owned subsidiary of the OP, merging with and into The Necessity Retail REIT Operating Partnership, L.P. ("RTL OP"), with RTL OP continuing as the surviving entity (the "OP Merger" and collectively, with the REIT Merger, the "REIT Mergers").

On the Acquisition Date, pursuant to the REIT Merger Agreement, each issued and outstanding share of RTL's (i) Class A Common Stock, par value \$0.01 per share (the "RTL Class A Common Stock"), was converted into 0.670 shares (the "Exchange Ratio") of GNL's Common Stock, par value \$0.01 per share ("Common Stock"), (ii) 7.50% Series A Cumulative Redeemable Preferred Stock, par value \$0.01 per share ("RTL Series A Preferred Stock"), was automatically converted into one share of newly created 7.50% Series D Cumulative Redeemable Perpetual Preferred Stock, par value \$0.01 per share (the "Series D Preferred Stock"), and (iii) 7.375% Series C Cumulative Redeemable Perpetual Preferred Stock, par value \$0.01 per share ("RTL Series C Preferred Stock"), was automatically converted into one share of newly created 7.375% Series E Cumulative Redeemable Perpetual Preferred Stock, par value \$0.01 per share (the "Series E Preferred Stock").

On the Acquisition Date, after the REIT Merger but prior to the OP Merger, REIT Merger Sub distributed its general partnership interests in RTL OP to us. We, in turn, contributed our general partnership interest in RTL OP to the OP and, in turn, the OP contributed the general partnership interests in RTL OP to GNL Retail GP, LLC, a newly formed limited liability company that is wholly owned by the OP ("GNL Retail"). By virtue of the OP Merger and without any further action on the part of the OP, (i) GNL Retail became the sole general partner of the surviving company with respect to the OP Merger; (ii) all the preferred units of RTL OP held by REIT Merger Sub immediately after the Acquisition Date were cancelled and no payment was made with respect thereto; (iii) the OP continues as the sole limited partner of RTL OP; and (iv) each OP unit held by a limited partner of RTL OP other than RTL or any subsidiary of RTL issued and outstanding immediately prior to the Acquisition Date was automatically be converted into new OP units in an amount equal to (x) one multiplied by (y) the Exchange Ratio, and each holder of new OP units was admitted as a limited partner of the OP in accordance with the terms of the partnership agreement of the OP. As a result, GNL Retail became the general partner and the OP is now the limited partner of RTL OP.

The Internalization Merger

Pursuant to the terms and conditions of the Agreement and Plan of Merger dated May 23, 2023 (the "Internalization Merger Agreement") to internalize the advisory and property management functions of the combined companies, on the Acquisition Date, (i) GNL Advisor Merger Sub LLC, a wholly-owned subsidiary of the OP merged with and into the Advisor, with the Advisor continuing in existence; (ii) GNL PM Merger Sub LLC, a wholly-owned subsidiary of the OP merged with and into the Property Manager, with the Property Manager continuing in existence; (iii) RTL Advisor Merger Sub LLC merged with and into Necessity Retail Advisors, LLC ("RTL Advisor"), with RTL Advisor continuing in existence; and (iv) RTL PM

Merger Sub LLC, a wholly-owned subsidiary of the OP merged with and into Necessity Retail Properties, LLC ("RTL Property Manager"), with RTL Property Manager continuing in existence (collectively, the "Internalization Merger"). As a result of the consummation of the Internalization Merger, the advisory agreements were terminated for both us and RTL and, we assumed both ours and RTL's property management agreements and we were no longer externally managed.

Transaction Fees

BMO Capital Markets Corp. ("BMO"), the financial advisor to the special committee of the Board comprised solely of independent directors that was formed by the Board in connection with the Mergers (the "Special Committee"), was paid a fee of \$30.0 million, \$3.0 million of which was paid in the quarter ended June 30, 2023 upon delivery of BMO's opinion regarding the REIT Merger and the remaining \$27.0 million was paid upon consummation of the Mergers in the quarter ended September 30, 2023. In addition, we paid BMO a fee of \$1.0 million in the quarter ended June 30, 2023, which was paid upon delivery of BMO's opinion regarding the Internalization Merger. We also reimbursed BMO for approximately \$0.3 million of its transaction-related expenses and agreed to indemnify BMO and certain related parties against certain potential liabilities arising out of or in connection with its engagement.

Significant Critical Accounting Estimates and Critical Accounting Policies

For a discussion about our significant critical accounting estimates and critical accounting policies, see the "Significant Accounting Estimates and Critical Accounting Policies" section of our 2022 2023 Annual Report on Form 10-K. Except for those required by new accounting pronouncements discussed in the section referenced below, there have been no material changes from these significant critical accounting estimates and critical accounting policies.

Recently Issued Accounting Pronouncements

See [Note 2](#) — Summary of Significant Accounting Policies — Recently Issued Accounting Pronouncements to our consolidated financial statements in this Quarterly Report on Form 10-Q for further discussion.

Properties

The following table represents a summary by segment of our portfolio of real estate properties as of [September 30, 2023](#) [March 31, 2024](#):

Annualized Straight-Line Rent									
Segment	Segment	Number of Properties	Annualized Straight-Line Rent	Straight-Line Rent Percent	Square Feet	Square Feet Percent	Occupancy	Weighted-Average Remaining Lease Term (Years) ⁽¹⁾	
			(In thousands)		(In thousands)				
Segment									
Segment									Weighted-Average Remaining Lease Term (Years) ⁽¹⁾
			(In thousands)						
Industrial & Distribution									
Industrial & Distribution									
Industrial & Distribution	Industrial & Distribution	218	\$ 229,343	32 %	33,627	50 %	100 %	8.0	
Multi-Tenant Retail	Multi-Tenant Retail	109	199,382	27 %	16,413	25 %	90 %	5.1	
Single-Tenant Retail	Single-Tenant Retail	886	153,389	21 %	7,920	12 %	98 %	8.4	
Office	Office	91	146,187	20 %	8,872	13 %	94 %	5.1	
Total	Total	1,304	\$ 728,301	100 %	66,832	100 %	96 %	6.9	

⁽¹⁾ If the portfolio has multiple properties with varying lease expirations, average remaining lease term is calculated on a weighted-average basis. Weighted average remaining lease term in years is calculated based on square feet as of [September 30, 2023](#) [March 31, 2024](#).

Results of Operations

As of September 30, 2023, as a result of the Mergers and the related strategic shift in the Company's operations, the Company has concluded it now operates in four reportable segments consistent with its current management internal financial reporting purposes: (1) Industrial & Distribution, (2) Multi-Tenant Retail, (3) Single-Tenant Retail and (4) Office (see [Note 15](#) — *Segment Reporting* to our consolidated financial statements included in this Quarterly Report on Form 10-Q, for additional details on our reportable segments).

In our Industrial & Distribution, Single-Tenant Retail and Office segments, we own, manage and lease single-tenant properties where in addition to base rent, our tenants are required to pay for their property operating expenses or reimburse us for property operating expenses that we incur (primarily property insurance and real estate taxes). However, some limited property operating expenses that are not the responsibility of the tenant are absorbed by us. The main exceptions are properties leased to the Government Services Administration, which do not require the tenant to reimburse the costs.

In our Multi-Tenant Retail segment, we own, manage and lease multi-tenant properties where we generally pay for the property operating expenses for those properties and most of our tenants are required to pay their pro rata share of property operating expenses.

As more fully discussed in [Note 3](#) — *Organization The Mergers*, to our consolidated financial statements included in this Quarterly Report on Form 10-Q, during the quarter ended September 30, 2023 we completed the Mergers which will affect comparable results from operations until the properties acquired have been held for all periods presented. As a result, comparisons of our period to period financial information as set forth herein may not be meaningful. The historical financial information included herein as of any date, or for any periods, prior to September 12, 2023 represents our financial information, prior to the Mergers, on a stand-alone basis.

Comparison of the Three Months Ended September 30, 2023 March 31, 2024 and 2022 2023

Net Loss Attributable to Common Stockholders

Net loss attributable to common stockholders was \$142.5 million \$34.7 million for the three months ended September 30, 2023 March 31, 2024, as compared to net income of \$9.7 million \$6.0 million for the three months ended September 30, 2022 March 31, 2023. The change in net loss attributable to common stockholders is discussed in detail for each line item of the consolidated statements of operations in the sections that follow.

Revenue from Tenants

Consolidated revenue from tenants, detailed by reportable segment, is as follows:

		Three Months Ended September 30,		Three Months Ended March 31,		Three Months Ended March 31,	
(In thousands)	(In thousands)	2023	2022	(In thousands)	2024	2023	
Revenue From Tenants:	Revenue From Tenants:						
Industrial & Distribution							
Industrial & Distribution	Industrial & Distribution	\$ 53,767	\$52,196				
Multi-Tenant Retail	Multi-Tenant Retail	13,387	—				
Single-Tenant Retail	Single-Tenant Retail	12,212	3,009				
Office	Office	38,802	37,394				
Total Consolidated Revenue From Tenants	Total Consolidated Revenue From Tenants	\$118,168	\$92,599				

Industrial & Distribution

Revenue from tenants in our Industrial & Distribution segment was \$53.8 million \$62.0 million and \$52.2 million \$52.8 million for the three months ended September 30, 2023 March 31, 2024 and 2022 2023, respectively. The increase in revenue from tenants was primarily driven by revenue of \$8.1 million attributable to properties acquired from RTL on the Acquisition Date and the year-over-year impact of increases in the average exchange rates during the three months ended September 30, 2023 March 31, 2024, when compared to the same period last year, as well as revenue of \$1.6 million attributable to properties acquired from RTL on the Acquisition Date, year.

Multi-Tenant Retail

Revenue from tenants in our Multi-Tenant Retail segment was \$13.4 million \$66.8 million for the three months ended September 30, 2023 March 31, 2024 and there was no corresponding revenue in the prior year period since the revenue is all attributable to properties acquired from RTL on the Acquisition Date.

Single-Tenant Retail

Revenue from tenants in our Single-Tenant Retail segment was \$12.2 million \$40.8 million and \$3.0 million \$3.7 million for the three months ended September 30, 2023 March 31, 2024 and 2022, 2023, respectively. The increase in the third quarter of 2023 was primarily due to revenue of

\$7.5 \$35.2 million attributable to properties acquired from RTL on the Acquisition Date and revenue from the acquisition completed in the quarter ended March 31, 2023, with minimal additional impact from the year-over-year change impact of increases in foreign exchange rates.

Office

Revenue from tenants in our Office segment was \$38.8 million \$36.5 million and \$37.4 million \$37.8 million for the three months ended September 30, 2023 March 31, 2024 and 2022, 2023, respectively. The increase decrease in the third first quarter of 2023 2024 was primarily driven by the year-over-year change in foreign exchange rates, with minimal impact from disposals, partially offset by revenue attributable to properties acquired from RTL on the Acquisition Date. Date, with minimal impact from the year-over-year change in foreign exchange rates.

Property Operating Expenses

Consolidated property operating expenses, detailed by reportable segment, is as follows:

		Three Months Ended September 30,		Three Months Ended March 31,		Three Months Ended March 31,	
(In thousands)	(In thousands)	2023	2022	(In thousands)	2024	2023	
Property Operating Expenses:	Property Operating Expenses:						
Industrial & Distribution							
Industrial & Distribution							
Industrial & Distribution	Industrial & Distribution	\$ 3,436	\$3,145				
Multi-Tenant Retail	Multi-Tenant Retail	4,457	—				
Single-Tenant Retail	Single-Tenant Retail	737	144				
Office	Office	4,993	4,476				
Total Consolidated Property Operating Expenses	Total Consolidated Property Operating Expenses	\$13,623	\$7,765				

Industrial & Distribution

Property operating expenses in our Industrial & Distribution segment were \$3.4 million \$4.7 million and \$3.1 million \$3.4 million for the three months ended September 30, 2023 March 31, 2024 and 2022, 2023, respectively. The increase was primarily due to an increase in property operating expenses resulting from properties acquired from RTL on the Acquisition Date which were minimal, and the year-over-year change in average foreign exchange rates during the three months ended September 30, 2023 March 31, 2024, when compared to the same period last year.

Multi-Tenant Retail

Property operating expenses in our Multi-Tenant Retail were \$4.5 million \$22.9 million for the three months ended September 30, 2023 March 31, 2024 and there were no corresponding property operating expenses in the prior year period since the expenses are all attributable to properties acquired from RTL on the Acquisition Date.

Single-Tenant Retail

Property operating expenses in our Single-Tenant Retail were \$0.7 million \$4.8 million and \$0.1 million for the three months ended September 30, 2023 March 31, 2024 and 2022, 2023, respectively. The increase in the third first quarter of 2023 2024 was primarily due to an increase in property operating expenses of \$0.6 \$4.3 million resulting from properties acquired from RTL on the Acquisition Date with minimal and the impact from the year-over-year change increase in average foreign exchange rates, when compared to the same period last year.

Office

Property operating expenses in our Office segment were \$5.0 million \$5.5 million and \$4.5 million \$4.6 million for the three months ended September 30, 2023 March 31, 2024 and 2022, 2023, respectively. The minor increase in the third first quarter of 2023 2024 was primarily due to an increase in property operating expenses resulting from properties acquired from RTL on the Acquisition Date with minimal and the impact from the year-over-year change increase in average foreign exchange rates, when compared to the same period last year.

Operating Fees to Related Parties

Due to the completion of the Internalization Merger (see below) there were no operating fees paid to related parties in the three months ended March 31, 2024. Operating fees paid to related parties were \$8.7 million and \$10.1 million in the three months ended September 30, 2023 and 2022, respectively. March 31, 2023. The decline in the quarter ended September 30, 2023 March 31, 2024 was primarily due to a decrease in advisory and property management fees paid to affiliates of AR Global as a result of the closing of the Internalization Merger on the Acquisition Date. For additional information, see Note 12 — Related Party Transactions to our consolidated financial statements included in this Quarterly Report on Form 10-Q.

Upon the closing of the Mergers, we no longer pay asset management fees to the Advisor or property management fees to the Property Manager and we internalized our management functions. While we no longer pay the costs of the various fees and expense reimbursements previously paid to the former Advisor and the Property Manager, after the Internalization Merger, our expenses now include the compensation (including equity-based compensation) and benefits of our officers, employees, and consultants, as well as overhead expenses, previously paid by those entities in managing our business and operations and are being recorded in general and administrative expenses from the Acquisition Date forward.

Impairment Charges

During the three months ended September 30, 2023 March 31, 2024, we determined that the fair values of four six of our properties (one located in the U.K. and three U.S. (all of which were acquired in the U.S.) were lower than their carrying values. These properties were all owned by us prior to the REIT Merger. As a result, we recorded aggregate impairment charges for these properties, including impairments to intangible assets, totaling \$65.7 million in three months ended September 30, 2023. The impairment charge for the property in the U.K. was based on a calculation of the Merger) had an estimated fair value that was lower than the carrying value of the property. The impairment charges for the properties in the U.S., which the Company has signed non-binding letters of intent to sell, were based on the estimated selling prices of the assets.

The impairment charge recorded during the three months ended September 30, 2022 of \$0.8 million was

properties, based on the estimated selling price for of such properties, and as a result, we recorded an impairment charge of approximately \$4.3 million. We did not record any impairment charges in the Sagemcom property. three months ended March 31, 2023.

Merger, Transaction and Other Costs

We recognized \$43.8 \$0.8 million and \$103,000 \$0.1 million of merger, transaction and other costs during the three months ended September 30, 2023 March 31, 2024 and 2022, 2023, respectively. The increase was due to advisory, legal and other professional costs that were directly related to the Mergers.

Settlement Costs

We recognized settlement costs in the three months ended September 30, 2023 of \$14.6 million, which relates to non-cash equity expense for Common Stock issued to Blackwells Capital LLC ("Blackwells Capital"), an affiliate of Blackwells Onshore I LLC ("Blackwells Onshore" and, together with Blackwells Capital, "Blackwells"), and certain others involved with Blackwells proxy solicitation (collectively and, together with Blackwells, the "Blackwells/Related Parties") under the Cooperation Agreement (as defined in Note 11 — Commitments and Contingencies – Litigation and Regulatory Matters). For additional information on the Common Stock issued to the Blackwells/Related Parties, see Note 10 — Stockholders' Equity to our consolidated financial statements in this Quarterly Report on Form 10-Q and for additional information on the Cooperation Agreement, see Note 11 — Commitments and Contingencies – Litigation and Regulatory Matters to our consolidated financial statements in this Quarterly Report on Form 10-Q.

General and Administrative Expenses

General and administrative expenses were \$7.0 million \$16.2 million and \$4.1 million \$5.7 million for the three months ended September 30, 2023 March 31, 2024 and 2022, 2023, respectively, primarily consisting of professional fees including audit and taxation services, employee compensation/payroll expenses, and board member compensation and directors' and officers' liability insurance. The overall increase in general and administrative expenses was primarily due to the internalization of our management functions (as discussed above), such as employee compensation/payroll expenses, and as a result of higher legal expenses and other costs in the quarter ended September 30, 2023. expenses.

Equity-Based Compensation

During the three months ended September 30, 2023 March 31, 2024 and 2022, 2023, we recognized equity-based compensation expense of \$10.4 million \$2.0 million and \$3.1 million \$2.9 million, respectively. Equity-based compensation in both periods the quarter ended March 31, 2024 consists of (i) expense related to our multi-year outperformance agreement entered into with the Advisor in June 2021 (the "2021 OPP"); (ii) amortization of restricted shares of Common Stock ("Restricted Shares") granted to employees of the former Advisor or its affiliates who were involved in providing services to us prior to the Internalization and; (iii) Internalization; (ii) amortization of restricted stock units in respect of shares of Common Stock ("RSUs") granted to our employees (after the Internalization) and our independent directors.

The increase directors and; (iii) amortization expense related to performance stock units ("PSUs") which were issued in equity-based October of 2023. Equity-based compensation expense was primarily due to higher expense of approximately \$6.0 million recorded in for the quarter ended September 30, 2023 due March 31, 2023 includes amortization expense for Restricted Shares, RSUs and expense related to our multi-year outperformance agreement entered into with the accelerated compensation expense as a result of the modification of the award granted under the former Advisor in June 2021 OPP that changed the timing of the final measurement for determining whether the award is vested and earned to (the "2021 OPP"), which expired on September 11, 2023, resulting in the acceleration of all of the remaining unrecognized compensation expense being

recorded in the quarter ended September 30, 2023. For additional information, see [Note 13](#) — *Equity-Based Compensation* to our consolidated financial statements in this Quarterly Report on Form 10-Q.

Depreciation and Amortization

Depreciation and amortization expense was \$49.2 million \$92.0 million and \$37.8 million \$37.0 million for the three months ended September 30, 2023 March 31, 2024 and 2022, 2023, respectively. The increase in the quarter ended September 30, 2023 March 31, 2024 as compared to the same quarter last year was due to additional depreciation and amortization expense recorded as a result of the impact of the REIT Merger. In addition, the increase was partially due to the impact of the year-over-year change in average foreign exchange rates during the three months ended September 30, 2023 March 31, 2024, when compared to the same period last year.

Gain on Dispositions of Real Estate Assets

During the three months ended September 30, 2023 March 31, 2024 we sold two 19 properties, in the U.S. 17 of which were acquired in the REIT Merger, and recorded a loss net gain of \$0.7 million \$5.9 million during the three months ended March 31, 2024. During the three months ended September 30, 2022 March 31, 2023, we sold one property in the U.S. and recorded a gain of \$0.1 million.

did not sell any properties.

Interest Expense

Interest expense was \$41.2 million \$82.8 million and \$24.2 million \$27.0 million for the three months ended September 30, 2023 March 31, 2024 and 2022, 2023, respectively. The increase was due to the increase in the net amount of our total gross debt outstanding was \$5.3 billion to \$5.4 billion as of September 30, 2023 March 31, 2024 from \$2.4 billion \$2.5 billion as of September 30, 2022 March 31, 2023, and, the increase in the weighted-average effective interest rate of our total debt from 3.5% 4.4% as of September 30, 2022 March 31, 2023 to 4.7% 4.8% as of September 30, 2023 March 31, 2024. The increase in the net amount of our gross debt outstanding was primarily due to debt assumed in the REIT Merger and additional borrowings on our Revolving Credit Facility to pay off RTL's former credit facility.

The increase in interest expense was also impacted by the year-over-year change in average foreign exchange rates during the three months ended September 30, 2023 March 31, 2024, when compared to the same period last year. As of September 30, 2023 March 31, 2024, approximately 10.0% of our total debt outstanding was denominated in EUR, 8.0% of our total debt outstanding was denominated in GBP and 1.0% was denominated in Canadian Dollars ("CAD"). As of September 30, 2022 March 31, 2023, approximately 24% 22% of our total debt outstanding was denominated in EUR 15% 18% of our total debt outstanding was denominated in GBP and 1.0% 1% was denominated in CAD.

We view a combination of secured and unsecured financing as an efficient and accretive means to acquire properties and manage working capital. As of September 30, 2023 March 31, 2024, approximately 51% 49% of our total debt outstanding was secured and 49% 51% was unsecured, the latter including amounts outstanding under our Revolving Credit Facility and Senior Notes. The availability of borrowings under the Revolving Credit Facility is based on the value of a pool of eligible unencumbered real estate assets owned by us and compliance with various ratios related to those assets. Our interest expense in future periods will vary based on interest rates, the level of future borrowings, which will depend on refinancing needs and acquisition activity, and changes in currency exchange rates.

Foreign Currency and Interest Rate Impact

Loss on Operations Extinguishment of Debt

The loss on extinguishment of debt of \$0.1 million in the quarter ended March 31, 2024 was primarily due to the refinancing of our loan in Finland. There were no such costs incurred in the three months ended March 31, 2023.

Gain (Loss) on Derivative Instruments

The gain of \$3.2 million \$1.6 million on derivative instruments for the three months ended September 30, 2023 March 31, 2024 and the gain loss of \$13.1 million \$1.7 million on derivative instruments for the three months ended September 30, 2022 March 31, 2023, reflect the marked-to-market impact from foreign currency and interest rate derivative instruments used to hedge the investment portfolio from currency and interest rate movements, and was mainly driven by exchange rate changes in the GBP and EUR compared to the USD. For the three months ended September 30, 2023 March 31, 2024, the gain on derivative instruments consisted of unrealized gains of \$1.9 million \$1.3 million and realized gains of \$1.3 \$0.3 million. For the three months ended September 30, 2022 March 31, 2023, the gain loss on derivative instruments consisted of unrealized gains losses of \$10.7 million \$2.6 million and realized gains of \$2.4 million \$0.9 million. The overall gains (or losses) on derivative instruments directly impact our results of operations since they are recorded on the gain on derivative instruments line item in our consolidated results of operations. However, only the realized gains are included in AFFO (as defined below).

As a result of our foreign investments in Europe, and, to a lesser extent, our investments in Canada, we are subject to risk from the effects of exchange rate movements in the EUR, GBP and, to a lesser extent, CAD against the USD, which may affect costs and cash flows in our functional currency, the USD. We generally manage foreign currency exchange rate movements by matching our debt service obligation to the lender and the tenant's rental obligation to us in the same currency. This reduces our overall exposure to currency fluctuations. In addition, we may use currency hedging to further reduce the exposure to our net cash flow. We are generally a net receiver of these currencies (we receive more cash than we pay out), and therefore our results of operations of our foreign properties benefit from a weaker USD, and are adversely affected by a stronger USD, relative to the foreign currency. Conversely, realized gains from derivatives would generally be lower from a weaker USD, and higher from a stronger USD. We maintain our hedging approach by consistently entering into new foreign exchange forwards for three year periods. Interest rate increases could increase the interest expense on our floating rate debt or any new debt and we are constantly evaluating the use of hedging strategies to mitigate this risk.

See [Note 9](#) — *Derivatives and Hedging Activities* to our consolidated financial statements in this Quarterly Report on Form 10-Q for additional information on our hedging program.

Unrealized Income Tax Expense

Although as a REIT we generally do not pay U.S. federal income taxes on the amount of REIT taxable income that is distributed to shareholders, we recognize income tax (expense) benefit domestically for state taxes and local income taxes incurred, if any, and also in foreign jurisdictions in which we own properties. In addition, we perform an analysis

of potential deferred tax or future tax benefit and expense as a result of book and tax differences and timing differences in taxes across jurisdictions. Income tax expense was \$2.8 million and \$3.1 million for the three months ended September 30, 2023 and 2022, respectively.

Preferred Stock Dividends

Preferred stock dividends were \$6.3 million for the three months ended September 30, 2023 and \$5.1 million for the three months ended September 30, 2022. The amounts in the three months ended September 30, 2023 represent the dividends that are attributable to holders of Series A Preferred Stock, Series B Preferred Stock, Series D Preferred Stock and Series E Preferred

Stock. The amounts in the three months ended September 30, 2022 represents the dividends that are attributable to holders of Series A Preferred Stock and holders of Series B Preferred Stock.

Comparison of the Nine Months Ended September 30, 2023 and 2022

As more fully discussed in [Note 1 — Organization](#) to our consolidated financial statements included in this Quarterly Report on Form 10-Q, during the quarter ended September 30, 2023 we completed the Mergers which will affect comparable results from operations until the properties acquired have been held for all periods presented. As a result, comparisons of our period to period financial information as set forth herein may not be meaningful. The historical financial information included herein as of any date, or for any periods, prior to September 12, 2023, represents our financial information, prior to the Mergers, on a stand-alone basis.

Net Loss Attributable to Common Stockholders

Net loss attributable to common stockholders was \$179.8 million for the nine months ended September 30, 2023, as compared to net income of \$9.4 million for the nine months ended September 30, 2022. The change in net loss attributable to common stockholders is discussed in detail for each line item of the consolidated statements of operations in the sections that follow.

Revenue from Tenants

Consolidated revenue from tenants, detailed by reportable segment, is as follows:

(In thousands)	Nine Months Ended September 30,	
	2023	2022
Revenue From Tenants:		
Industrial & Distribution	\$ 157,879	\$ 158,947
Multi-Tenant Retail	13,387	—
Single-Tenant Retail	20,471	9,399
Office	116,607	116,563
Total Consolidated Revenue From Tenants	\$ 308,344	\$ 284,909

Industrial & Distribution

Revenue from tenants in our Industrial & Distribution segment was \$157.9 million and \$158.9 million for the nine months ended September 30, 2023 and 2022, respectively. The increase in revenue from tenants was primarily driven by revenue of \$1.6 million attributable to properties acquired from RTL on the Acquisition Date and the increase from a full period of revenue in 2023 from other properties acquired since January 1, 2022, partially offset by the year-over-year change in average foreign exchange rates during the nine months ended September 30, 2023, when compared to the same period last year.

Multi-Tenant Retail

Revenue from tenants in our Multi-Tenant Retail segment was \$13.4 million for the nine months ended September 30, 2023 and there was no corresponding revenue in the prior year period since the revenue is all attributable to properties acquired from RTL on the Acquisition Date.

Single-Tenant Retail

Revenue from tenants in our Single-Tenant Retail segment was \$20.5 million and \$9.4 million for the nine months ended September 30, 2023 and 2022, respectively. The increase was primarily due to revenue of \$7.5 million attributable to properties acquired from RTL on Acquisition Date and revenue from other properties acquired since January 1, 2022, with minimal impact from the year-over-year change in average foreign exchange rates during the nine months ended September 30, 2023, when compared to the same period last year.

Office

Revenue from tenants in our Office segment was \$116.6 million and \$116.6 million for the nine months ended September 30, 2023 and 2022, respectively. The minor change period-over-period as presented in the table above was primarily driven by revenue attributable to properties acquired from RTL on the Acquisition Date and revenue from other properties acquired since January 1, 2022, almost fully offset by the year-over-year change in average foreign exchange rates during the nine months ended September 30, 2023, when compared to the same period last year.

Property Operating Expenses

Consolidated property operating expenses, detailed by reportable segment, is as follows:

(In thousands)	Nine Months Ended September 30,	
	2023	2022
Property Operating Expenses:		
Industrial & Distribution	\$ 10,050	\$ 9,748
Multi-Tenant Retail	4,457	—
Single-Tenant Retail	1,053	588
Office	15,242	12,687
Total Consolidated Property Operating Expenses	\$ 30,802	\$ 23,023

Industrial & Distribution

Property operating expenses in our Industrial & Distribution segment were \$10.1 million and \$9.7 million for the nine months ended September 30, 2023 and 2022, respectively. The increase was primarily due to an increase in property operating expenses resulting from properties acquired from RTL on the Acquisition Date, which were minimal, and the year-over-year change in average foreign exchange rates during the three months ended September 30, 2023, when compared to the same period last year.

Multi-Tenant Retail

Property operating expenses in our Multi-Tenant Retail were \$4.5 million for the nine months ended September 30, 2023 and there were no corresponding property operating expenses in the prior year period since the expenses are all attributable to properties acquired from RTL on the Acquisition Date.

Single-Tenant Retail

Property operating expenses in our Single-Tenant Retail were \$1.1 million and \$0.6 million for the nine months ended September 30, 2023 and 2022, respectively. The increase was primarily due to an increase in property operating expenses of \$0.6 million resulting from properties acquired from RTL on the Acquisition Date, with minimal impact from the year-over-year change in average foreign exchange rates, when compared to the same period last year.

Office

Property operating expenses in our Office segment were \$15.2 million and \$12.7 million for the nine months ended September 30, 2023 and 2022, respectively. The increase was primarily due to an increase in property operating expenses resulting from properties acquired from RTL on the Acquisition Date, which was minimal, and the year-over-year change in average foreign exchange rates, when compared to the same period last year.

Operating Fees to Related Parties

Operating fees paid to related parties were \$28.9 million and \$30.2 million for the nine months ended September 30, 2023 and 2022, respectively (for additional information, see [Note 12 — Related Party Transactions](#) to our consolidated financial statements included in this Quarterly Report on Form 10-Q).

Upon the closing of the Mergers, we no longer pay asset management fees to the Advisor or property management fees to the Property Manager and we internalized our management functions. While we no longer pay the costs of the various fees and expense reimbursements previously paid to the Advisor and the Property Manager, after the Internalization Merger, our expenses now include the compensation and benefits of our officers, employees, and consultants, as well as overhead expenses, previously paid by those entities in managing our business and operations and are being recorded in general and administrative expenses from the Acquisition Date forward.

Impairment Charges

During the three months ended September 30, 2023, we determined that the fair values of four of our properties (one in the U.K. and three in the U.S.) were lower than their carrying values. These properties were all owned by us prior to the REIT Merger. As a result, we recorded aggregate impairment charges for these properties, including impairments to intangible assets, totaling \$65.7 million in three and nine months ended September 30, 2023. The impairment charge for the property in the U.K. was based on a calculation of the estimated fair value of the property. The impairment charges for the properties in the U.S., which the Company has signed non-binding letters of intent to sell, were based on the estimated selling prices of the assets.

During the six months ended June 30, 2022, we determined that the estimated fair values of two of our properties were lower than their respective carrying values. As a result, we recorded impairment charge \$17.1 million during the nine months ended September 30, 2022 (\$16.8 million of which was attributable to the Sagemcom property and the remainder was attributable to the Bradford & Bingley property). The fair value of Sagemcom was based on the estimated selling price of the asset and the fair value of the Bradford & Bingley property was based on the estimated selling price of the asset, less estimated transactions costs.

Merger, Transaction Undesignated Foreign Currency Advances and Other Costs

We recognized \$50.1 million and \$0.2 million of merger, transaction and other costs during the nine months ended September 30, 2023 and 2022, respectively. The increase was due to advisory, legal and other professional costs that were directly related to the Mergers.

Settlement Costs

We recognized settlement costs of \$29.7 million which relate to the cash reimbursement of approximately \$8.8 million of expenses to the Blackwells/Related Parties and non-cash equity expense recorded in the nine months ended September 30, 2023 of approximately \$20.9 million for Common Stock issued or to be issued to Blackwells under the Cooperation Agreement (as defined in [Note 11 — Commitments and Contingencies - Litigation and Regulatory Matters](#)). For additional information on the Common Stock issued or to be issued to Blackwells, see [Note 10 — Stockholders' Equity](#) to our consolidated financial statements in this Quarterly Report on Form 10-Q and for additional information on the Cooperation Agreement, see [Note 11 — Commitments and Contingencies - Litigation and Regulatory Matters](#) to our consolidated financial statements in this Quarterly Report on Form 10-Q.

General and Administrative Expenses

General and administrative expenses were \$23.3 million and \$11.6 million for the nine months ended September 30, 2023 and 2022, respectively, and primarily consist of professional fees including audit and taxation services, board member compensation and directors' and officers' liability insurance. The overall increase in general and administrative expenses was primarily due to the internalization of our management functions (as discussed above), such as employee compensation/payroll expenses and higher legal and other costs in the nine months ended September 30, 2023 of approximately \$9.1 million, which were attributable to the proxy contest and related litigation with the Blackwells/Related Parties described herein. There were no similar costs in the nine months ended September 30, 2022.

Equity-Based Compensation

During the nine months ended September 30, 2023 and 2022, we recognized equity-based compensation expense of \$16.2 million and \$9.2 million, respectively. Equity-based compensation in both periods consists of (i) expense related to the 2021 OPP; (ii) amortization of Restricted Shares granted to employees of the Advisor or its affiliates who were involved in providing services to us prior to the Internalization; and (iii) amortization of RSUs granted to our independent directors.

The increase in equity-based compensation expense was primarily due to higher expense of approximately \$6.0 million recorded in the nine months ended September 30, 2023 due to the accelerated compensation expense as a result of the modification of the award granted under the 2021 OPP that changed the timing of the final measurement for determining whether the award is vested and earned to September 11, 2023, resulting in the acceleration of all of the remaining unrecognized compensation expense being recorded in the quarter ended September 30, 2023. For additional information, see [Note 13 — Equity-Based Compensation](#) to our consolidated financial statements in this Quarterly Report on Form 10-Q.

Depreciation and Amortization

Depreciation and amortization expense was \$123.6 million and \$117.0 million for the nine months ended September 30, 2023 and 2022, respectively. The increase in the first nine months of 2023 compared to the first nine months of 2022 was due to additional depreciation and amortization expense recorded as a result of the impact of the REIT Merger and the year-over-year change in average foreign exchange rates during the three months ended September 30, 2023, when compared to the same period last year.

Gain (loss) on Dispositions of Real Estate Investments

During the nine months ended September 30, 2023, we sold 2 properties, which were acquired in the REIT Merger, and recorded a net loss of \$0.7 million. During the nine months ended September 30, 2022, we sold one property in the U.S. and one property in the U.K., resulting in an aggregate gain of \$0.2 million.

Interest Expense

Interest expense was \$95.8 million and \$71.8 million for the nine months ended September 30, 2023 and 2022, respectively. The increase was due to the increase in the net amount of our total gross debt outstanding of \$2.4 billion as of September 30, 2022 to \$5.3 billion as of September 30, 2023 and an increase in the weighted-average effective interest rate of our total debt from 3.5% as of September 30, 2022 to 4.7% as of September 30, 2023. The increase in the net amount of our gross debt outstanding was primarily due to debt assumed in the REIT Merger and additional borrowings on our Revolving Credit Facility to pay off RTL's former credit facility.

The increase in interest expense was also impacted by the year-over-year change in average foreign exchange rates during the nine months ended September 30, 2023, when compared to the same period last year. As of September 30, 2023,

approximately 10.0% of our total debt outstanding was denominated in EUR, 8.0% of our total debt outstanding was denominated in GBP and 1.0% was denominated in CAD. As of September 30, 2022, approximately 24% of our total debt outstanding was denominated in EUR, 15% of our total debt outstanding was denominated in GBP and 1.0% was denominated in CAD.

We view a combination of secured and unsecured financing as an efficient and accretive means to acquire properties and manage working capital. As of September 30, 2023, approximately 51% of our total debt outstanding was secured and 49% was unsecured, including amounts outstanding under our Revolving Credit Facility and Senior Notes. The availability of borrowings under the Revolving Credit Facility is based on the value of a pool of eligible unencumbered real estate assets owned by us and compliance with various ratios related to those assets. Our interest expense in future periods will vary based on interest rates as well as our level of future borrowings, which will depend on refinancing needs and acquisition activity.

Foreign Currency and Interest Rate Impact on Operations

The gain on derivative instruments of \$0.8 million and of \$25.5 million for the nine months ended September 30, 2023 and 2022, respectively, reflect the marked-to-market impact from foreign currency and interest rate derivative instruments used to hedge the investment portfolio from currency and interest rate movements, and was mainly driven by currency rate changes in the GBP and EUR compared to the USD. For the nine months ended September 30, 2023, the gain on derivative instruments consisted of unrealized losses of \$2.3 million and realized gains of \$3.1 million. For the nine months ended September 30, 2022, gains on derivative instruments consisted of unrealized gains of \$21.3 million and realized gains of \$4.2 million. The overall gain (or loss) on derivative instruments directly impact our results of operations since they are recorded on the gain on derivative instruments line item in our consolidated results of operations. However, only the realized gains are included in AFFO (as defined below). **Hedge Ineffectiveness**

We recorded a gain of \$2.4 million and a loss of \$1.0 million on undesignated foreign currency advances and other hedge ineffectiveness during the quarter ended March 31, 2024, related to the accelerated reclassification of amounts in other comprehensive income to earnings as a result of certain hedged forecasted transactions becoming probable not to occur, for earnings. During the nine months quarter ended September 30, 2022, we March 31, 2023, we did not record any gains or losses amounts due to currency changes on the undesignated excess foreign currency advances and other hedge ineffectiveness for over the nine months ended September 30, 2023.

As a result of our foreign investments in Europe, and, to a lesser extent, our investments in Canada, we are subject to risk from the effects of exchange rate movements in the EUR, GBP and, to a lesser extent, CAD, which may affect costs and cash flows in our functional currency, the USD. We generally manage foreign currency exchange rate movements by matching our debt service obligation to the lender and the tenant's rental obligation to us in the same currency. This reduces our overall exposure to currency fluctuations. In addition, we may use currency hedging to further reduce the exposure to our related net cash flow. We are generally a net receiver of these currencies (we receive more cash than we pay out), and therefore our results of operations of our foreign properties benefit from a weaker USD, and are adversely affected by a stronger USD, relative to the foreign currency investments.

Income Tax Expense

Although as a REIT we generally do not pay U.S. federal income taxes on the amount of REIT taxable income that is distributed to shareholders, we recognize income tax (expense) benefit domestically for state taxes and local income taxes incurred, if any, and also in foreign jurisdictions in which we own properties. In addition, we perform an analysis of potential deferred tax or future tax benefit and expense as a result of book and tax differences and timing differences in taxes across jurisdictions. Income tax expense was \$9.0 million, \$2.4 million and \$8.7 million, \$2.7 million for the nine three months ended September 30, 2023, March 31, 2024 and 2022, respectively. The increase is primarily driven by the European acquisitions completed in the nine months ended September 30, 2021.

Preferred Stock Dividends

Preferred stock dividends were \$16.5 million and \$15.3 million, \$10.9 million for the nine three months ended September 30, 2023, March 31, 2024 and 2022, respectively. \$5.1 million for the three months ended March 31, 2023. The amounts in the nine three months ended September 30, 2023, March 31, 2024 represent the dividends that are attributable to

holders of Series A Preferred Stock, Series B Preferred Stock, Series D Preferred Stock and Series E Preferred Stock. The amounts in the **nine three** months ended **September 30, 2022** represent **March 31, 2023** represents the dividends that **are** were attributable to holders of Series A Preferred Stock and holders of Series B Preferred Stock.

Cash Flows from Operating Activities

The level of cash flows provided by operating activities is driven by, among other things, rental income received, operating fees paid to related parties for asset and property management services and interest payments on outstanding borrowings.

During the **nine three** months ended **September 30, 2023** **March 31, 2024**, net cash provided by operating activities was **\$88.0 million** **\$92.2 million**. Cash flows provided by operating activities during the **nine three** months ended **September 30, 2023** **March 31, 2024** reflect net loss of **\$163.3 million** **\$23.8 million**, adjusted for non-cash items of **\$241.1 million** **\$111.7 million** (primarily depreciation, amortization of intangibles, amortization of deferred financing costs, amortization of mortgage discounts, amortization of above- and below-market lease assets and liabilities, amortization of right of use assets, amortization of lease incentives and commissions, bad debt expense, unbilled straight-line rent (including the

effect of adjustments due to rent deferrals), equity-based compensation, unrealized gains on foreign currency transactions, derivatives and other non-cash items). In addition, operating cash flow was impacted by lease incentive and commission payments of \$0.4 million and an increase of \$10.5 million in working capital items due to a decrease in prepaid expenses and other assets of \$9.3 million, a decrease in accounts payable and accrued expenses of \$0.2 million and an increase in prepaid rent of \$1.3 million.

Cash flows provided by operating activities during the three months ended March 31, 2023 reflect net loss of \$0.9 million, adjusted for non-cash items of \$44.4 million (primarily depreciation, amortization of intangibles, amortization of deferred financing costs, amortization of mortgage discounts, amortization of above- and below-market lease assets and liabilities, amortization of right of use assets, amortization of lease incentives and commissions, bad debt expense, unbilled straight-line rent (including the effect of adjustments due to rent deferrals), equity-based compensation and unrealized gains on foreign currency transactions, derivatives and other non-cash items) other). In addition, operating cash flow was impacted by lease incentive and commission payments of **\$2.8 million** **\$1.6 million** and an increase of **\$11.8 million** **\$21.1 million** in working capital items due to an increase a decrease in prepaid expenses and other assets of **\$4.1 million** **\$8.8 million**, an increase in accounts payable and accrued expenses of **\$7.6 million** **\$2.9 million** and an increase in prepaid rent of **\$0.2 million**.

During the nine months ended September 30, 2022, net cash provided by operating activities was \$159.6 million. Cash flows provided by operating activities during the nine months ended September 30, 2022 reflect net income of \$24.7 million, adjusted for non-cash items of \$122.0 million (primarily depreciation, amortization of intangibles, amortization of deferred financing costs, amortization of mortgage discounts, amortization of above- and below-market lease assets and liabilities, amortization of right of use assets, unbilled straight-line rent (including the effect of adjustments due to rent deferrals), equity-based compensation, unrealized gains on foreign currency transactions, derivatives and other, and impairments). In addition, operating cash flow was impacted by the receipt of a \$9.0 million termination fee from a tenant, an increase of \$8.9 million in working capital items and lease incentive and commission payments of **\$5.1 million** **\$9.4 million**.

Cash Flows from Investing Activities

Net cash provided by investing activities during the three months ended March 31, 2024 of \$35.2 million consisted of net proceeds from dispositions of \$43.1 million, partially offset by capital expenditures of \$8.0 million.

Net cash used in investing activities during the **nine three** months ended **September 30, 2023** **March 31, 2023** of **\$553.8 million** **\$88.8 million** consisted of property acquisitions of \$81.4 million and capital expenditures of **\$29.6 million**, partially offset by net cash used to complete Mergers of **\$450.8 million** **\$7.4 million**.

Net cash used in investing activities during the nine months ended September 30, 2022 of \$47.2 million consisted of property acquisitions of \$33.9 million and capital expenditures of \$19.2 million, partially offset by proceeds from dispositions of \$5.8 million.

Cash Flows from Financing Activities

Net cash provided by used in financing activities activities of **\$537.0 million** **\$107.9 million** during the **nine three** months ended **September 30, 2023** **March 31, 2024** was a result of net proceeds from borrowings under our Revolving Credit Facility payments of \$949.9 million, partially offset by net payments of principal on mortgage notes payable of **\$261.1 million** (for additional information on Revolving Credit Facility activity, see the *Liquidity and Capital Resources* section below) **\$41.5 million**, dividends paid to common stockholders of **\$125.3 million** **\$81.7 million**, dividends paid to holders of our Series A Preferred Stock of **\$9.2 million** **\$3.1 million**, dividends paid to holders of our Series B Preferred Stock of **\$6.1 million**, cash paid for financing costs of \$6.8 million and distributions to non-controlling interest holders of \$3.2 million. Distributions to non-controlling interest holders increases \$2.9 million in the nine months ended September 30, 2023, when compared to the same period last year, due to the priority catch-up distribution to the Advisor in respect of the 883,750 GNL LTIP Units that were earned under the 2021 OPP.

Net cash used in financing activities of \$58.9 million during the nine months ended September 30, 2022 was a result of net payments of mortgage notes payable of \$58.2 million, dividends paid to common stockholders of **\$125.2 million** **\$2.0 million**, dividends paid to holders of our Series A D Preferred Stock of **\$9.2 million** **\$3.7 million**, dividends paid to holders of our Series B E Preferred Stock of **\$6.0 million** **\$2.1 million** and distributions to non-controlling interest holders cash paid for financing costs of **\$0.3 million** **\$0.9 million**. These cash outflows were partially offset by net proceeds from borrowings under our Revolving Credit Facility of **\$145.1 million**, **\$27.3 million**.

Net cash provided by financing activities of \$39.5 million during the three months ended March 31, 2023 was a result of net proceeds from the issuance borrowings under our Revolving Credit Facility of **Common** **\$91.0 million**, partially offset by net payments of mortgage notes payable of \$4.6 million, dividends paid to common stockholders of **\$41.7 million**, dividends paid to holders of our 7.25% Series A Cumulative Redeemable Preferred Stock, \$0.01 par value per share ("Series A Preferred Stock") of **\$1.0 million** and net proceeds from the issuance **\$3.1 million**, dividends paid to holders of our 6.875% Series B Cumulative Redeemable Perpetual Preferred Stock, \$0.01 par value per share ("Series B Preferred Stock") of **\$4.7 million** **\$2.0 million** and distributions to non-controlling interest holders of **\$0.1 million**.

Liquidity and Capital Resources

Our principal future needs for cash and cash equivalents include the purchase of additional properties or other investments, payment of related acquisition costs, improvement costs, operating and administrative expenses, repayment of certain debt obligations, which includes our continuing debt service obligations and dividends to holders of our Common Stock as well as holders of our Series A and Preferred Stock, Series B Preferred Stock, Series D Preferred Stock and Series E Preferred Stock (collectively the "Preferred Stock") as well as to any future class or series of preferred stock we may issue. As of **September 30, 2023** **March 31, 2024** and **December 31, 2022** **December 31, 2023**, we had cash and cash equivalents of **\$133.4 million** **\$131.9 million** and **\$103.3 million** **\$121.6 million**, respectively. See discussion above for how our cash flows from various sources impacted our cash.

Management expects that cash generated from operations, (see *Consolidated Cash Flow Statements* in our consolidated financial statements included in this Quarterly Report on Form 10-Q) supplemented by our existing cash will be sufficient to fund, in the near term and long term, the payment of quarterly dividends to our common stockholders and holders of our Preferred Stock, as well as anticipated capital expenditures. During the nine three months ended September 30, 2023 March 31, 2024, cash used to pay 61% generated from operations covered 99% of our dividends was generated paid. In addition, we plan on managing our leverage by using proceeds from cash flows provided by operations, strategic or opportunistic dispositions to reduce our debt, and we currently have entered into purchase and sale agreements ("PSAs") and non-binding letters of intent ("LOIs") totaling an aggregate of \$490.6 million. The PSAs and LOIs are subject to conditions and there can be no assurance we will be able to complete these dispositions on their contemplated terms, or at all.

Our other sources of capital, which we have used and may use in the future, include proceeds received from our Revolving Credit Facility, proceeds from secured or unsecured financings (which may include note issuances), proceeds from our offerings of equity securities (including Common Stock and Preferred Stock), proceeds from any future sales of properties and undistributed funds cash flows from operations, if any.

Acquisitions, Dispositions and Dispositions Pending Transactions

We are in the business of acquiring real estate properties and leasing the properties to tenants. Generally, we fund our acquisitions through a combination of cash and cash equivalents, proceeds from offerings of equity securities, (including Common Stock and preferred stock), borrowings under our Revolving Credit Facility and proceeds from mortgage or other debt secured by the acquired or other assets at the time of acquisition or at some later point. In addition, to the extent we dispose of properties, we have used and may continue to use the net proceeds from the dispositions (after repayment of any mortgage debt, if any) for future acquisitions or other general corporate purposes.

Acquisitions and Dispositions —Three and Nine —Three Months Ended September 30, 2023 March 31, 2024

During the nine months ended September 30, 2023 we acquired eight properties that were accounted for as asset acquisitions for \$81.4 million, including capitalized acquisition costs and we completed the Mergers for cash consideration of \$50.0 million and equity consideration of \$1.6 billion in which we acquired 989 properties from RTL. The Mergers were completed in the three months ended September 30, 2023, as disclosed in more detail in *Note 3 — The Mergers* to our consolidated financial statements included in this Quarterly Report on Form 10-Q. In addition, under the REIT Merger Agreement, we assumed all of RTL's indebtedness and repaid all amounts outstanding under RTL's credit facility. In order to accomplish this, we exercised the existing "accordion feature" on our Revolving Credit Facility and increased the commitments under our Revolving Credit Facility by \$500.0 million to facilitate the repayment of RTL's credit facility and to create additional availability (see the "Borrowings - Credit Facility" section below for additional details).

During the three and nine months ended September 30, 2023 March 31, 2024, the Company sold two 19 properties, which were acquired in the REIT Merger, for a contract price of \$8.6 \$44.7 million.

We did not acquire any properties during the three months ended March 31, 2024.

Acquisitions and Dispositions Subsequent to September 30, 2023 March 31, 2024 and Pending Transactions

Subsequent to September 30, 2023 March 31, 2024, we acquired one property for an acquisition purchase price of \$52.7 million and disposed of four seven properties (two in Ohio, one in Georgia and one in Mississippi), which were acquired in the REIT Merger, for an aggregate price of \$4.7 \$18.2 million. The property in Ohio is classified as held for sale on the consolidated balance sheet as of September 30, 2023 (see *Note 4 — Real Estate Investments, Net* to our consolidated financial statements included in this Quarterly Report on Form 10-Q). The other properties are not classified as held for sale since we determined that they did not qualify for held for sale treatment based on our accounting policies.

In addition, we have signed one definitive purchase and sale agreement ("PSA") PSAs to acquire eight dispose of 42 properties for a contract purchase price of \$15.5 million. In addition, \$481.9 million and we have signed PSA's non-binding LOIs to dispose of 10 three properties for an aggregate sale price of \$128.2 million and we have signed non-binding letters of intent ("LOI's") to dispose of 14 properties for an aggregate sale price of \$72.4 \$8.6 million. The PSA's and LOI's are subject to conditions and there can be no assurance we will be able to complete these dispositions on their contemplated terms, or at all.

Equity Offerings

Common Stock

We have an "at the market" equity offering program (the "Common Stock ATM Program") pursuant to which we may sell shares of Common Stock, from time to time through our sales agents. In November 2022, we filed a new shelf registration statement and prospectus supplement covering the Common Stock ATM Program having an aggregate offering amount of up to \$285.0 million, \$285.0 million, prior to the expiration of our previous registration statement, which had an aggregate offering amount of up to \$500.0 million \$500.0 million (\$285.0 million was sold under our previous registration statement). During the nine three months ended September 30, 2023 March 31, 2024, we did not sell any shares of Common Stock through the Common Stock ATM Program.

Preferred Stock

We have an "at the market" equity offering program for our Series B Preferred Stock (the "Series B Preferred Stock ATM Program") pursuant to which we may sell shares of Series B Preferred Stock, from time to time through our sales agents. In November 2022, we filed a new shelf registration statement and prospectus supplement covering the Series B Preferred Stock ATM Program having an aggregate offering amount of up to \$170.0 million, prior to the expiration of our previous registration statement, which had an aggregate offering amount of up to \$200.0 million. During the nine three months ended September 30, 2023 March 31, 2024, we did not sell any shares of Series B Preferred Stock through the Series B Preferred Stock ATM Program.

The timing differences between when we raise equity proceeds or receive proceeds from dispositions and when we invest those proceeds in acquisitions or other investments that increase our operating cash flows have affected, and may continue to affect, our results of operations.

Equity Issuances in Connection with the Mergers

In connection with the completion of the Mergers, we issued: (i) 93,642,833 shares of Common Stock in exchange for RTL Class A Common Stock (includes the shares of Common Stock issued in exchange for RTL Class A Common Stock that was issued for RTL awards of long-term incentive plan units of limited partner interest in the RTL OP ("RTL LTIP Units") earned and converted to RTL Class A Common Stock and certain vested shares of restricted RTL Class A Common Stock ("RTL Restricted Shares"), both of which occurred prior to the Acquisition Date), (ii) 29,614,825 shares of Common Stock to AR Global in connection with the Internalization Merger, (iii) 115,857 GNL Class A Units to the previous owner of RTL Class A Units, (iv) 7,933,711 shares of newly created Series D Preferred Stock and (v) 4,595,175 shares of newly created Series E Preferred Stock.

We also issued 883,750 shares of Common Stock to AR Global for GNL LTIP Units that were earned and converted into the same number of shares of Common Stock on the Acquisition Date (see [Note 13 — Equity-Based Compensation](#)) to our consolidated financial statements included in this Quarterly Report on Form 10-Q for more information.

Additionally, pursuant to the terms of the Cooperation Agreement below, upon the completion of the Mergers, we issued an additional 1,600,000 shares of Common Stock to the Blackwells/Related Parties in a private placement exempt from registration and we had previously issued an aggregate of 495,000 shares of Common Stock to the Blackwells/Related Parties as a settlement fee on July 11, 2023.

Also, all of the outstanding equity or equity-based awards of RTL held by any employee of RTL Advisor who was offered employment by us on the terms and conditions set forth in the Internalization Merger Agreement was awarded Restricted Shares (which totaled 221,136 Restricted Shares).

Borrowings

As of [September 30, 2023](#) [March 31, 2024](#) and [December 31, 2022](#) [December 31, 2023](#), we had total debt outstanding of [\\$5.3 billion](#) and [\\$2.4 billion](#) [\\$5.4 billion](#), respectively, bearing interest at a weighted-average interest rate per annum equal to 4.7% and 4.0%, respectively. The increase was primarily a result of the assumption of RTL's debt and repayment of RTL's credit facility as required by the REIT Merger Agreement, which are each explained in more detail below under the "Senior Notes", "Mortgage Notes Payable" and "Credit Facility" sections below. [4.8%](#).

As of [September 30, 2023](#) [March 31, 2024](#), [82.0%](#) [84%](#) of our total debt outstanding either bore interest at fixed rates, or was swapped to a fixed rate, which bore interest at a weighted average interest rate of [4.1%](#) [4.3%](#) per annum. As of [September 30, 2023](#) [March 31, 2024](#), [18.0%](#) [16%](#) of our total debt outstanding was variable-rate debt, which bore interest at a weighted average interest rate of [7.2%](#) [7.3%](#) per annum. The total gross carrying value of unencumbered assets as of [September 30, 2023](#) [March 31, 2024](#) was [\\$4.9 billion](#), of which approximately [\\$2.9 billion](#) [\\$4.9 billion](#) was included in the unencumbered asset pool comprising the borrowing base under the Revolving Credit Facility and therefore is not currently available to serve as collateral for future borrowings. We do not have hedging in place for the non-U.S. portion of the Revolving Credit Facility. We may add certain of these unencumbered assets to the borrowing base under the Revolving Credit Facility to increase the amount available for future borrowings thereunder.

Our debt leverage ratio was [63.9%](#) [64.9%](#) and [56.6%](#) [65.0%](#) (total debt as a percentage of total purchase price of real estate investments, based on the exchange rate at the time of purchase) as of [September 30, 2023](#) [March 31, 2024](#) and [December 31, 2022](#) [December 31, 2023](#), respectively. The increase was primarily due to additional borrowings under the Revolving Credit Facility in the nine months ended September 30, 2023 (see [Credit Facility](#) below for details). See [Note 8 — Fair Value of Financial Instruments](#) to our consolidated financial statements included in this Quarterly Report on Form 10-Q for a discussion of fair value of such debt as of September 30, 2023. As of [September 30, 2023](#) [March 31, 2024](#), the weighted-average maturity of our indebtedness was [3.4](#) [3.3](#) years. We believe we have the ability to service our debt obligations as they come due.

As noted above, we plan on managing our leverage by using proceeds from strategic or opportunistic dispositions to reduce our debt, and we currently have entered into PSAs and LOIs totaling an aggregate of [\\$490.6 million](#).

Senior Notes

In connection with the REIT Merger, we assumed and became a guarantor under RTL's \$500.0 million aggregate principal, 4.50% Senior Notes due 2028 (the "4.50% Senior Notes"), pursuant to a supplemental indenture governing the 4.50% Senior Notes. Both the 4.50% Senior Notes and the 3.75% Senior Notes do not require any principal payments prior to maturity. As of [September 30, 2023](#),

[March 31, 2024](#), the carrying amount of the outstanding Senior Notes on our balance sheets totaled [\\$881.3](#) [\\$890.9](#) million which is net of [\\$118.7](#) [\\$109.1](#) million of deferred financing costs and discounts, and as of [December 31, 2022](#) [December 31, 2023](#) the carrying amount of the outstanding Senior Notes on our balance sheets totaled [\\$493.1](#) [\\$886.0](#) million, which is net of [\\$6.9](#) [\\$114.0](#) million of deferred financing costs. See [Note 6 — Senior Notes](#), Net to our consolidated financial statements included in this Quarterly Report on Form 10-Q for further discussion on the Senior Notes and related covenants.

Mortgage Notes Payable

As of [September 30, 2023](#) [March 31, 2024](#) and [December 31, 2022](#) [December 31, 2023](#), we had secured mortgage notes payable of [\\$2.6 billion](#) and [\\$1.2 billion](#) [\\$2.5 billion](#), respectively, net of mortgage discounts and deferred financing costs. All of our current mortgage loans require payment of interest-only with the principal due at maturity. We do not have any [\\$283.7 million](#) of principal payments due on our mortgages during the remainder of 2023.

The increase [2024, however](#) in the mortgage notes payable, net balance was due to the assumption of RTL mortgage notes payable as required by the REIT Merger Agreement, less the repayment of principal on certain mortgage notes payable, all as outlined below:

- In connection with the REIT Merger, in the quarter ended September 30, 2023, we assumed all of RTL's mortgage notes payable, net, which totaled \$1.6 billion as of the Acquisition Date. For additional information, see [Note 5 — Mortgage Notes Payable](#), Net to our consolidated financial statements included in this Quarterly Report on Form 10-Q.
- On May 5, 2023 [April 2024](#) we repaid [the our](#) mortgage loan that previously encumbered our [five McLaren](#) properties in [Germany](#), the United Kingdom, which had a balance of \$127.5 million as of March 31, 2024. The Mortgage loan balance was approximately [\\$56.7](#) repaid using borrowings under the GBP portion of the Company's Revolving Credit Facility.

On April 5, 2024, we entered into a commercial mortgage-backed security Loan Agreement (the "2024 CMBS Loan") with (i) Bank of Montreal, (ii) Société Générale Financial Corporation, (iii) Barclays Capital Real Estate Inc. and (iv) KeyBank National Association (each individually, a "Lender," and collectively, the "Lenders"), in the aggregate amount of \$237.0 million. The 2024 CMBS Loan is secured by, among other things, first priority mortgages on 20 industrial properties that we own across the United States. The 2024 CMBS Loan has a 5-year term, is interest-only (payable monthly) at a fixed rate of 5.74% per year and matures on April 6, 2029. The 2024 CMBS Loan contains certain covenants, including, certain obligations to reserve funds and requires us to maintain a net worth of \$150.0 million using and liquid assets having a market value of at least \$10.0 million. We used the exchange rate net proceeds to pay down draws on the date USD portion of repayment. The repayment was fully funded with additional borrowings in EUR under the Revolving Credit Facility and the five properties in Germany were added to the borrowing base of the Revolving Credit Facility. The interest rate on the mortgage loan that was repaid was 3.6% and the current interest rate on the Revolving Credit Facility is 5.9% as of September 30, 2023 (as noted below).

On April 25, 2023, we made our scheduled principal repayment of £3.8 million (\$4.7 million using the exchange rate on the date of repayment) on its United Kingdom Properties - Bulk Loan, which reduced the balance to approximately £153.1 million (approximately \$191.4 million as of the end of April 2023) after the payment. We then repaid the entire remaining principal amount of the United Kingdom Properties - Bulk Loan in May 2023. This mortgage loan had encumbered 41 of our properties in the U.K. We funded the repayment with additional borrowings in GBP under the Revolving Credit Facility and the 41 properties in the U.K. were added to the borrowing base of the Revolving Credit Facility. The interest rate on the mortgage loan that was repaid was 3.2% and the current interest rate on Revolving Credit Facility was 5.9% as of September 30, 2023.

Credit Facility

As of September 30, 2023 March 31, 2024 and December 31, 2022 December 31, 2023, outstanding borrowings under our Revolving Credit Facility were \$1.6 billion \$1.8 billion and \$670.0 million \$1.7 billion, respectively. The increase in During the balance three months ended March 31, 2024, we made net additional borrowings of the Revolving Credit Facility was primarily due to the amounts borrowed to repay RTL's credit facility at the closing of the REIT Merger on the Acquisition Date. In connection with the Mergers, we amended the Credit Agreement on September 12, 2023 in order to, among other things, repay the outstanding indebtedness and obligations of RTL's credit facility. We exercised the existing "accordion feature" \$27.3 million on the Revolving Credit Facility and increased the aggregate total commitments under the Revolving Credit Facility by \$500.0 million from \$1.45 billion to \$1.95 billion to repay and terminate RTL's credit facility and to create additional availability after the closing of the REIT Merger. The sublimits for letters of credit and swing loans were also each increased from \$50.0 million to \$75.0 million.

The amendment to the Credit Agreement also includes modifications to the change of control events to reflect the changes to the Board and our management following the REIT Merger and other modifications to account for multi-tenant properties for the credit support of additional eligible unencumbered properties that are owned by the subsidiaries of RTL OP that serve as guarantors under the Credit Agreement.

In addition, during the nine months ended September 30, 2023, we made additional borrowings that were primarily used to fund the repayments of the loan that previously encumbered our five properties in Germany (€52.0 million borrowed under the Revolving Credit Facility) (discussed above) and the loan that previously encumbered 41 of our properties in the U.K. (£154.0 million) (discussed above). Also, the additional borrowings were used for acquisitions in the quarter ended March 31, 2023 and general corporate purposes. Facility. As of September 30, 2023 March 31, 2024, approximately \$186.0 million \$43.5 million was available for future borrowings under the Revolving Credit Facility.

In April 2024, we completed the 2024 CMBS Loan financing and used the net proceeds to pay down draws on the USD portion of the Revolving Credit Facility. Also in April 2024, we repaid our mortgage loan that encumbered its McLaren properties in the United Kingdom (as noted above) using borrowings under the GBP portion of the Revolving Credit Facility.

The Credit Agreement requires payments of interest only prior to maturity. Borrowings under the Revolving Credit Facility bear interest at a variable rate per annum based on an applicable margin that varies based on the ratio of consolidated total indebtedness to consolidated total asset value of us and our subsidiaries plus either (i) the Base Rate (as defined in the Credit Agreement) or (ii) the applicable Benchmark Rate (as defined in the Credit Facility) for the currency being borrowed. The applicable interest rate margin is based on a range from 0.30% to 0.90% per annum with respect to Base Rate borrowings under the Revolving Credit Facility and 1.30% to 1.90% per annum with respect to Benchmark Rate borrowings under the Revolving Credit Facility. These spreads reflect a reduction from the previous spreads. For Benchmark Rate Loans denominated in Dollars that bear interest calculated by reference to Term SOFR, there is an additional spread adjustment depending on the length of the interest period. In addition, (i) if we achieve an investment grade credit rating from at least two rating agencies, the OP can elect for the spread to be based on our credit rating, and (ii) the "floor" on the applicable Benchmark is 0%. As of September 30, 2023 March 31, 2024, the Revolving Credit Facility had a weighted-average effective interest rate of 5.9% after giving effect to interest rate swaps in place.

The Revolving Credit Facility matures on October 8, 2026, subject to our option, subject to customary conditions, to extend the maturity date by up to two additional six-month terms. Borrowings under the Revolving Credit Facility may be prepaid at any time, in whole or in part, without premium or penalty, subject to customary breakage costs associated with borrowings for the applicable Benchmark Rate.

The Revolving Credit Agreement Facility requires us through the OP to pay an unused fee per annum of 0.25% of the unused balance of the Revolving Credit Facility if the unused balance exceeds or is equal to 50% of the total commitment or a fee per annum of 0.15% of the unused balance of the Revolving Credit Facility if the unused balance is less than 50% of the total commitment. From and after the time we obtain an investment grade credit rating, the unused fee will be replaced with a facility fee based on the total commitment under the Revolving Credit Facility multiplied by 0.30%, decreasing as our credit rating increases.

The availability of borrowings under the Revolving Credit Facility is based on the value of a pool of eligible unencumbered real estate assets owned by us and compliance with various ratios related to those assets. Also, we have a \$7.4 million letter of credit held by lenders which were put in place to cure cash trap sweep events under one of our mortgages (see "— Covenants —Multi-Tenant Mortgage Loan III" section below for additional information on this letter of credit). These letters of credit reduce the availability for future borrowings under the Revolving Credit Facility.

Any future borrowings may, at our option be denominated in USD, EUR, CAD, GBP Norwegian Krone, Swedish Krona and Swiss Francs, provided that the total principal amount of non-USD loans cannot exceed the sum of the total revolving commitments minus \$100.0 million. Amounts borrowed may not, however, be converted to, or repaid in, another currency once borrowed.

Covenants

As of September 30, 2023 March 31, 2024, we were in compliance with the covenants under the Indenture governing the 3.75% Senior Notes, the indenture governing the 4.50% Senior Notes and the Credit Agreement (see Note 6 — Revolving Credit Facility and Term Loan, Net and Note 7 — Senior Notes, Net to our consolidated financial statements included in this Quarterly Report on Form 10-Q for further discussion on the Revolving Credit Facility and Senior Notes and the related covenants).

Our mortgage notes payable agreements require compliance with certain property-level financial covenants including debt service coverage ratios. As of September 30, 2023 March 31, 2024, there we were certain covenants that the Company was not in compliance with (as discussed below) however, there were no uncured defaults or events of default. The Company was in compliance with all property-level debt covenants with the exception of its other financial covenants under its mortgage notes payable agreements.

Multi-Tenant Mortgage Loan III

During four property-level debt instruments. For those four property-level debt instruments, we either (a) implemented a cure to the three months ended December 31, 2020, a tenant failed to renew its lease triggering a cash sweep event under one of our mortgage loans secured underlying noncompliance trigger by seven of our properties with a balance of \$98.5 million as of September 30, 2023. The event triggering the cash sweep was not, however, an event of default. During the quarter ended March 31, 2021, we cured the cash sweep event through one of the available options under the loan by putting a \$3.2 million letter of credit in place (subject to future increase under the terms of the loan agreement, to a maximum amount of \$7.4 million). During the quarter ended September 30, 2021, the amount of the letter of credit was increased by an additional \$4.2 million, resulting in the lender holding the \$7.4 million maximum amount in respect to this obligation as of September 30, 2021. This \$7.4 million letter of credit is being held by the lender until such time we are able to find a suitable replacement tenant and it reduces the availability for future borrowings under the Revolving Credit Facility.

The borrower entities under the same mortgage loan identified, based upon a review conducted during the three months ended June 30, 2022, that during the three months ended March 31, 2022, the borrowers failed to maintain the debt service coverage ratio required by the loan agreement for such period (a "DSCR Sweep Trigger"). Such failure, upon delivery of notice of the same by the lender, triggered a separate cash sweep event under the loan. A DSCR Sweep Trigger is not an event of default and instead triggers a cash sweep. The lender notified the borrower entities of the occurrence of a DSCR Sweep Trigger under the loan for the three-months ended March 31, 2022 and the continuance of such DSCR Sweep Trigger for the three months ended June 30, 2022. Per the loan agreement we can cure the cash sweep resulting from a DSCR Sweep Trigger by delivering providing a letter of credit, in the face amount of the or (b) permitted excess net cash flow for the trailing three months immediately preceding the date of the DSCR Sweep Trigger. Such letter of credit is thereafter recalculated and increased (but never decreased) every three-month period thereafter until such time as the borrowers demonstrate compliance with the after debt service coverage ratio required by the loan for a period of two consecutive calendar quarters. We cured the cash sweep resulting from the DSCR Sweep Trigger referenced above for the relevant periods by delivering a letter of credit impacted properties to the lender in the face amount of approximately \$0.9 million. The face value of such letter of credit was thereafter incrementally increased by an aggregate of \$3.4 million to reflect the continuance of the DSCR Sweep Trigger for the three months ended September 30, 2022, December 31, 2022, March 31, 2023 and June 30, 2023. The DSCR Sweep Trigger remained in place for the quarter ended September 30, 2023 and we intend to cure the cash sweep that would otherwise result from such continuance by further increasing the letter of credit by an additional \$1.4 million as required by the terms of the loan agreement. Such letter of credit is held by the lender, and we expect to maintain the effectiveness of the cash sweep cure by future increases to the face value of such letter of credit on a quarterly basis, become restricted, in each case in accordance with the terms of the loan agreement, until such time as we restore compliance with the applicable debt service coverage ratio required by the loan agreement instrument. Each letter of credit, for the requisite two-calendar-quarter time period. For so long as it remains is outstanding, the face value of such letter of credit will represent represents a dollar-for-dollar reduction to availability for future borrowings under the our Revolving Credit Facility Facility. While the restricted cash cannot not be used for future borrowings.

Also, during the three months ended September 30, 2023, a separate tenant failed general corporate purposes, it is available to deliver notice of renewal of its lease within the timeframe required under the same mortgage loan, triggering a cash sweep event. The event triggering the cash sweep was not, however, an event of default. We cured the cash sweep event through one fund operations of the available options under underlying assets. These matters did not have a material impact on our ability to operate the loan by putting a \$1.0 million letter of credit in place (subject to future increase under the terms of the loan agreement to a maximum amount of \$2.7 million). This letter of credit is being held by the lender until such time as either (i) renewal of the existing lease with the current tenant is confirmed or (ii) following formal non-renewal by the current tenant, we secure a suitable replacement tenant for the property. For so long as it remains outstanding, the face value of such letter of credit will represent a dollar-for-dollar reduction to availability under the Revolving Credit Facility for future borrowings, impacted assets.

Mortgage Loan II

During the three months ended September 30, 2023, a tenant failed to deliver notice of renewal of its lease within the timeframe required under one of our mortgage loans securing twelve of our properties with a balance of \$210.0 million as of September 30, 2023, triggering a cash sweep event thereunder. The event triggering the cash sweep was not, however, an event of default. We cured the cash sweep event through one of the available options under the loan by putting a \$0.8 million letter of credit in place. This letter of credit is being held by the lender until such time as either (i) renewal of the existing lease with the current tenant is confirmed or (ii) following formal non-renewal by the current tenant, we secure a suitable replacement tenant for the property. For so long as it remains outstanding, the face value of such letter of credit will represent a dollar-for-dollar reduction to availability under the Revolving Credit Facility for future borrowings.

Multi-Tenant Mortgage Loan IV

During the three months ended September 30, 2021, a tenant exercised its right to terminate its lease effective December 31, 2022. Notice of the termination triggered a lease sweep event, which began in the fourth quarter of 2021, under one of our mortgage loans secured by this property. This was not, however, an event of default. The mortgage loan had a balance of \$97.5 million as of September 30, 2023 and it encumbers 16 properties, including this property. Pursuant to the terms of the loan agreement, the lender has swept all cash flow attributable to the lease that triggered the lease sweep event into a rollover reserve account not to exceed, an aggregate cap of \$0.8 million, which has been met. The reserve is being held by the lender who is required to make the reserve funds available to us to fund re-tenanting expenses for the property. The lease sweep event will be cured under the loan agreement if and when we lease the space to a new tenant approved by the lender and, at such time, any amounts remaining in the rollover reserve account in respect of the lease sweep event will be released to us.

Non-GAAP Financial Measures

This section discusses the non-GAAP financial measures we use to evaluate our performance including Funds from Operations ("FFO"), Core Funds from Operations ("Core FFO") and Adjusted Funds from Operations ("AFFO"). A description of these non-GAAP measures and reconciliations to the most directly comparable GAAP measure, which is net income, is provided below.

Use of Non-GAAP Measures

FFO, Core FFO, and AFFO should not be construed to be more relevant or accurate than the current GAAP methodology in calculating net income or in its applicability in evaluating our operating performance. The method utilized to evaluate the value and performance of real estate under GAAP should be construed as a more relevant measure of operational performance and considered more prominently than the non-GAAP FFO, Core FFO and AFFO measures. Other REITs may not define FFO in accordance with the current NAREIT (as defined below) definition (as we do), or may interpret the current NAREIT definition differently than we do, or may calculate Core FFO or AFFO differently than we do. Consequently, our presentation of FFO, Core FFO and AFFO may not be comparable to other similarly-titled measures presented by other REITs.

We consider FFO, Core FFO and AFFO useful indicators of our performance. Because FFO, Core FFO and AFFO calculations exclude such factors as depreciation and amortization of real estate assets and gain or loss from sales of operating real estate assets (which can vary among owners of identical assets in similar conditions based on

historical cost accounting and useful-life estimates), FFO, Core FFO and AFFO presentations facilitate comparisons of operating performance between periods and between other REITs.

As a result, we believe that the use of FFO, Core FFO and AFFO, together with the required GAAP presentations, provide a more complete understanding of our operating performance including relative to our peers and a more informed and appropriate basis on which to make decisions involving operating, financing, and investing activities. However, FFO, Core FFO and AFFO are not indicative of cash available to fund ongoing cash needs, including the ability to make cash distributions. Investors are cautioned that FFO, Core FFO and AFFO should only be used to assess the sustainability of our operating performance excluding these activities, as they exclude certain costs that have a negative effect on our operating performance during the periods in which these costs are incurred.

Funds from Operations, Core Funds from Operations and Adjusted Funds from Operations

Funds from Operations

Due to certain unique operating characteristics of real estate companies, as discussed below, the National Association of Real Estate Investment Trusts ("NAREIT"), an industry trade group, has promulgated a measure known as FFO, which we believe to be an appropriate supplemental measure to reflect the operating performance of a REIT. FFO is not equivalent to net income or loss as determined under GAAP.

We calculate FFO, a non-GAAP measure, consistent with the standards established over time by the Board of Governors of NAREIT, as restated in a White Paper approved by the Board of Governors of NAREIT effective in December 2018 (the "White Paper"). The White Paper defines FFO as net income or loss computed in accordance with GAAP, excluding depreciation and amortization related to real estate, gain and loss from the sale of certain real estate assets, gain and loss from change in control and impairment write-downs of certain real estate assets and investments in entities when the impairment is directly attributable to decreases in the value of depreciable real estate held by the entity. Our FFO calculation complies with NAREIT's definition.

The historical accounting convention used for real estate assets requires straight-line depreciation of buildings and improvements, and straight-line amortization of intangibles, which implies that the value of a real estate asset diminishes predictably over time. We believe that, because real estate values historically rise and fall with market conditions, including inflation, interest rates, unemployment and consumer spending, presentations of operating results for a REIT using historical accounting for depreciation and certain other items may be less informative. Historical accounting for real estate involves the use of GAAP. Any other method of accounting for real estate such as the fair value method cannot be construed to be any more accurate or relevant than the comparable methodologies of real estate valuation found in GAAP. Nevertheless, we believe that the use of FFO, which excludes the impact of real estate related depreciation and amortization, among other things, provides a more complete understanding of our performance to investors and to management, and, when compared year over year, reflects the impact on our operations from trends in occupancy rates, rental rates, operating costs, general and administrative expenses, and interest costs, which may not be immediately apparent from net income.

Core Funds from Operations

In calculating Core FFO, we start with FFO, then we exclude certain non-core items such as merger, transaction and other costs, settlement costs related to the Blackwells/Related Parties litigation (as described herein) (recorded in the second and third quarters of 2023), as well as certain other costs that are considered to be non-core, such as debt extinguishment costs. The purchase of properties, and the corresponding expenses associated with that process, is a key operational feature of our core business plan to generate operational income and cash flows in order to make dividend payments to stockholders. In evaluating investments in real estate, we differentiate the costs to acquire the investment from the subsequent operations of the investment. We also add back non-cash write-offs of deferred financing costs and prepayment penalties incurred with the early extinguishment of debt which are included in net income but are considered financing cash flows when paid in the statement of cash flows. We consider these write-offs and prepayment penalties to be capital transactions and not indicative of operations. By excluding expensed acquisition, transaction and other costs as well as non-core costs, we believe Core FFO provides useful supplemental information that is comparable for each type of real estate investment and is consistent with management's analysis of the investing and operating performance of our properties.

Adjusted Funds from Operations

In calculating AFFO, we start with Core FFO, then we exclude certain income or expense items from AFFO that we consider more reflective of investing activities, other non-cash income and expense items and the income and expense effects of other activities or items, including items that were paid in cash that are not a fundamental attribute of our business plan or were one time or non-recurring items. These items include early extinguishment of debt and other items excluded in Core FFO as well as unrealized gain and loss, which may not ultimately be realized, such as gain or loss on derivative instruments, gain or loss on foreign currency transactions, and gain or loss on investments. In addition, by excluding non-cash income and expense items such as amortization of above-market and below-market leases intangibles, amortization of deferred financing costs, straight-line rent and equity-based compensation from AFFO, we believe we provide useful information regarding income and expense items which have a direct impact on our ongoing operating performance. We also exclude revenue attributable to the reimbursement by third parties of financing costs that we originally incurred because these revenues are not, in our view, related to operating performance. We also include the realized gain or loss on foreign currency exchange contracts for AFFO as such items are part of our ongoing operations and affect our current operating performance.

In calculating AFFO, we also exclude certain expenses which under GAAP are treated as operating expenses in determining operating net income. All paid and accrued acquisition, transaction and other costs (including prepayment penalties for debt extinguishments and merger related expenses) and certain other expenses, including expenses incurred for our 2023 proxy contest and related Blackwells/Related Parties litigation, (as described herein), expenses related to our European tax restructuring and transition costs related to the Mergers, negatively impact our operating performance during the period in which expenses are incurred or properties are acquired and will also have negative effects on returns to investors, but are not reflective of on-going performance. Further, under GAAP, certain contemplated non-cash fair value and other non-cash adjustments are considered operating non-cash adjustments to net income. In addition, as discussed above, we view gain and loss from fair value adjustments as items which are unrealized and may not ultimately be realized and not reflective of ongoing operations and are therefore typically adjusted for when assessing operating performance. Excluding income and expense items detailed above from our calculation of AFFO provides information consistent with management's analysis of our operating performance. Additionally, fair value adjustments, which are based on the impact of current market fluctuations and underlying assessments of general market conditions, but can also result from operational factors such as rental and occupancy rates, may not be directly related or attributable to our current operating performance. By excluding such changes that may reflect anticipated and unrealized gain or loss, we believe AFFO provides useful supplemental information. By providing AFFO, we believe we are presenting useful information that can be used to, among other things, assess our performance without the impact of transactions or other items that are not related to our portfolio of properties. AFFO presented by us may not be comparable to AFFO reported by other REITs that define AFFO differently. Furthermore, we believe that in order to facilitate a clear understanding of our operating results, AFFO should be examined in conjunction with net income (loss) calculated in accordance with GAAP as presented in our consolidated financial statements. AFFO should not be considered as an alternative to net income (loss) as an indication of our performance or to cash flows as a measure of our liquidity or ability to make distributions.

(In thousands)	Nine Months Ended September			
	Three Months Ended September 30,		30,	
	2023	2022	2023	2022

Net (loss) income attributable to common stockholders (in accordance with GAAP)	\$	(142,488)	\$	9,739	\$	(179,834)	\$	9,375
Impairment charges		65,706		796		65,706		17,057
Depreciation and amortization		49,232		37,791		123,558		117,039
Loss (gain) on dispositions of real estate investments		684		(143)		684		(205)
FFO (as defined by NAREIT) attributable to common stockholders		(26,866)		48,183		10,114		143,266
Merger, transaction and other costs ⁽¹⁾		43,765		103		50,143		244
Settlement costs ⁽²⁾		14,643		—		29,727		—
Loss on extinguishment of debt		—		41		404		383
Core FFO attributable to common stockholders		31,542		48,327		90,388		143,893
Non-cash equity-based compensation		10,444		3,132		16,239		9,217
Non-cash portion of incentive fee		—		—		—		—
Non-cash portion of interest expense		2,046		2,322		6,214		7,254
Amortization related to above- and below- market lease intangibles and right-of-use assets, net		1,444		351		3,696		954
Straight-line rent		(2)		(2,314)		(3,676)		(7,509)
Straight-line rent (rent deferral agreements) ⁽³⁾		—		—		—		(159)
Unrealized income on undesignated foreign currency advances and other hedge ineffectiveness		—		1		—		(2,439)
Eliminate unrealized (gains) losses on foreign currency transactions ⁽⁴⁾		(1,933)		(10,732)		2,345		(21,263)
Amortization of mortgage discounts		3,374		225		3,838		714
Expenses attributable to 2023 proxy contest and related litigation ⁽⁵⁾		14		—		9,101		—
AFFO attributable to common stockholders	\$	46,929	\$	41,312	\$	128,145	\$	130,662
Summary								
FFO (as defined by NAREIT) attributable to common stockholders	\$	(26,866)	\$	48,183	\$	10,114	\$	143,266
Core FFO attributable to common stockholders	\$	31,542	\$	48,327	\$	90,388	\$	143,893
AFFO attributable to common stockholders	\$	46,929	\$	41,312	\$	128,145	\$	130,662

(In thousands)	Three Months Ended March 31,			
	2024		2023	
Net (loss) income attributable to common stockholders (in accordance with GAAP)	\$	(34,687)	\$	(5,989)
Impairment charges		4,327		—
Depreciation and amortization		92,000		37,029
Loss (gain) on dispositions of real estate investments		(5,867)		—
FFO (as defined by NAREIT) attributable to common stockholders		55,773		31,040
Merger, transaction and other costs ⁽¹⁾		761		99
Loss on extinguishment of debt		58		—
Core FFO attributable to common stockholders		56,592		31,139
Non-cash equity-based compensation		1,973		2,925
Non-cash portion of incentive fee		—		—
Non-cash portion of interest expense		2,394		2,085
Amortization related to above- and below- market lease intangibles and right-of-use assets, net		2,225		955
Straight-line rent		(4,562)		(1,888)
Unrealized income on undesignated foreign currency advances and other hedge ineffectiveness		(1,032)		—
Eliminate unrealized (gains) losses on foreign currency transactions ⁽²⁾		(1,259)		2,647
Amortization of discounts on mortgages and senior notes		15,338		227
Expenses attributable to 2023 proxy contest and related litigation ⁽³⁾		—		1,716
Expenses attributable to European tax restructuring ⁽⁴⁾		469		—
Transition costs related to the Merger and Internalization ⁽⁵⁾		2,826		—
AFFO attributable to common stockholders	\$	74,964	\$	39,806

Summary		
FFO (as defined by NAREIT) attributable to common stockholders	\$ 55,773	\$ 31,040
Core FFO attributable to common stockholders	\$ 56,592	\$ 31,139
AFFO attributable to common stockholders	\$ 74,964	\$ 39,806

- (1) For the three and nine months ended September 30, 2023 March 31, 2024, these costs primarily consist of advisory, legal and other professional costs that were directly related to the REIT Merger and Internalization Merger. The three and nine months ended September 30, 2022 March 31, 2023 did not have any costs related to the REIT Merger and Internalization Merger.
- (2) In the three and nine months ended September 30, 2023, we recognized these settlement costs which include one-half of the reasonable, documented, out-of-pocket expenses (including legal fees) incurred by the Blackwells/Related Parties in connection with the proxy contest and related litigation as well as expense for Common Stock issued to the Blackwells/Related Parties, as required under the Cooperation Agreement. There were no such costs in the three and nine months ended September 30, 2022.
- (3) Represents amounts related to deferred rent pursuant to lease negotiations which qualify for FASB relief for which rent was deferred but not reduced. These amounts are included in the straight-line rent receivable on our balance sheet but are considered to be earned revenue attributed to the current period for rent that was deferred, for purposes of AFFO, as they are expected to be collected. Accordingly, when the deferred amounts are collected, the amounts reduce AFFO.
- (4) For AFFO purposes, we adjust for unrealized gains and losses. For the three months ended September 30, 2023 March 31, 2024, the gain on derivative instruments was \$3.2 million \$1.6 million, which consisted of unrealized gains of \$1.9 million \$1.3 million and realized gains of \$1.3 \$0.3 million. For the nine three months ended September 30, 2023 March 31, 2023, the gain loss on derivative instruments was \$0.8 million, \$1.7 million which consisted of unrealized losses of \$2.3 million \$2.6 million and realized gains of \$3.1 million. For the three months ended September 30, 2022, the gain on derivative instruments was \$13.1 million, which consisted of unrealized gains of \$10.7 million and realized gains of \$2.4 million. For the nine months ended September 30, 2022, the gain on derivative instruments was \$25.5 million, which consisted of unrealized gains of \$21.3 million and realized gains of \$4.2 million \$0.9 million.
- (5) Amounts relate to general and administrative expenses incurred for the Company's 2023 proxy contest and related Blackwells/Related Parties litigation (as described herein). The Company does not consider these expenses to be part of its normal operating performance and has, accordingly, increased its AFFO for these amounts.
- (6) Amount relates to costs incurred related to the tax restructuring of our European entities. We do not consider these expenses to be part of our normal operating performance and have, accordingly, increased AFFO for this amount.
- (7) Amounts include costs related to (i) compensation incurred for our former Co-Chief Executive Officer who retired effective March 31, 2024; (ii) a transition service agreement with the former Advisor; and (iii) insurance premiums related to expiring directors and officers insurance of former RTL directors. We do not consider these expenses to be part of our normal operating performance and have, accordingly, increased AFFO for this amount.

Dividends

The amount of dividends payable to our common stockholders is determined by our Board and is dependent on a number of factors, including funds available for dividends, our financial condition, provisions in our Credit Agreement or other agreements that may restrict our ability to pay dividends, capital expenditure requirements, as applicable, requirements of Maryland law and annual distribution requirements needed to maintain our status as a REIT.

During the nine three months ended September 30, 2023 March 31, 2024 and December 31, 2023, we paid dividends on our Common Stock at an annual rate of \$1.42 per share, or \$0.354 per share on a quarterly basis. During the year ended December 31, 2022, first, second and third quarters of 2023, we paid dividends on our Common Stock at an annual rate of \$1.60 per share or \$0.40 per share on a quarterly basis. In connection with

On February 26, 2024, the Mergers, Board approved a dividend policy that reduced our Board set the Common Stock dividend at rate to an annual rate \$1.42 of \$1.10 per share, or \$0.354 \$0.275 per share on a quarterly basis. The first new Common Stock dividend rate became effective with the Common Stock Dividend declared and paid at in April 2024. The reduction of the new dividend rate occurred in is expected to yield benefits to us, including increasing the fourth quarter amount of 2023. cash that may be used to lower leverage.

Dividends authorized by our board of directors the Board and declared by us are paid on a quarterly basis on the 15th day of the first month following the end of each fiscal quarter (unless otherwise specified) to common stockholders of record on the record date for such payment. Dividends accrue on our preferred stock as follows:

- Dividends on our Series A Preferred Stock accrue in an amount equal to \$0.453125 per share per quarter to Series A Preferred Stockholders, which is equivalent to 7.25% of the \$25.00 liquidation preference per share of Series A Preferred Stock per annum.
- Dividends on our Series B Preferred Stock accrue in an amount equal to \$0.4296875 per share per quarter to Series B Preferred Stockholders, which is equivalent to 6.875% of the \$25.00 liquidation preference per share of Series B Preferred Stock per annum.
- Dividends on our Series D Preferred Stock accrue in an amount equal to \$0.46875 per share per quarter to Series D Preferred Stockholders, which is equivalent to the rate of 7.50% of the \$25.00 liquidation preference per share per annum.
- Dividends on our Series E Preferred Stock accrue in an amount equal to \$0.4609375 per share per quarter to Series E Preferred Stockholders, which is equivalent to the rate of 7.375% of the \$25.00 liquidation preference per share per annum.

Dividends on the Series A Preferred Stock, Series B Preferred Stock, Series D Preferred Stock and Series E Preferred Stock are payable quarterly in arrears on the 15th day of January, April, July and October of each year (or, if not on a business day, on the next succeeding business day) to holders of record on the close of business on the record date set by our Board. Any accrued and unpaid dividends payable with respect to the Series A Preferred Stock and Series B Preferred Stock become part of the liquidation preference thereof.

Pursuant to the Credit Agreement, we may not pay distributions, including cash dividends on, or redeem or repurchase Common Stock, Series A Preferred Stock, Series B Preferred Stock, Series D Preferred Stock, Series E Preferred Stock, or any other class or series of stock we may issue in the future, that exceed 100% of our Adjusted FFO as defined in the Credit Facility (which is different from AFFO disclosed in this Quarterly Report on Form 10-Q) for any period of four consecutive fiscal quarters, except in limited circumstances, including that for one fiscal quarter in each calendar year, we may pay cash dividends and other distributions and redeem or repurchase an aggregate amount equal to no more than 105% of our Adjusted FFO. We last used the exception to pay dividends that were between 100% of Adjusted FFO and 105% of Adjusted FFO during the quarter ended on June 30, 2020, and may use this exception in the future. In the past, the lenders under our Revolving Credit Facility have consented to increase the maximum amount of

our Adjusted FFO we may use to pay cash dividends and other distributions and make redemptions and other repurchases in certain periods, but there can be no assurance that they will do so again in the future.

The following table shows the sources for the payment of dividends to holders of Common Stock, Series A Preferred Stock, Series B Preferred Stock, Series D Preferred Stock, Series E Preferred Stock and distributions to holders of LTIP Class A Units for the periods indicated. The first dividend payments on our newly issued Series D Preferred Stock and Series E Preferred Stock were made in October 2023, and are therefore not included in the table below.

(In thousands)	Three Months Ended						Nine Months Ended September 30,		
	March 31, 2023		June 30, 2023		September 30, 2023		2023		
	Percentage of Dividends		Percentage of Dividends		Percentage of Dividends		Percentage of Dividends		
Dividends and Distributions:									
Dividends to holders of Common Stock	\$	41,658	\$	41,664	\$	41,958	\$	125,280	
Dividends to holders of Series A Preferred Stock		3,081		3,081		3,081		9,243	
Dividends to holders of Series B Preferred Stock		2,018		2,018		2,018		6,054	
Distributions to holders of LTIP Units		100		100		2,963		3,163	
Total dividends and distributions	\$	46,857	\$	46,863	\$	50,020	\$	143,740	
Source of dividend and distribution coverage:									
Cash flows provided by operations	\$	46,857	100.0 %	\$	21,343	45.5 %	\$	87,951 ⁽¹⁾	61.2 %
Available cash on hand		—	— %		25,520	54.5 %		55,789 ⁽¹⁾	38.8 %
Total sources of dividend and distribution coverage	\$	46,857	100.0 %	\$	46,863	100.0 %	\$	143,740	100.0 %
Cash flows provided by operations (GAAP basis)	\$	63,015		\$	21,343		\$	87,951	
Net loss (in accordance with GAAP)	\$	(890)		\$	(26,258)		\$	(163,332)	

(1) Year-to-date totals will not equal the sum of the quarters. Each quarter and year-to-date period is evaluated separately for purposes of this table.

	Three Months Ended March 31, 2024	
(In thousands)		Percentage of Dividends
Dividends and Distributions:		
Dividends to holders of Common Stock	\$ 81,733	
Dividends to holders of Series A Preferred Stock	3,081	
Dividends to holders of Series B Preferred Stock	2,018	
Dividends to holders of Series D Preferred Stock	3,718	
Dividends to holders of Series E Preferred Stock	2,118	
Distributions to holders of Class A Units	41	
Total dividends and distributions	<u>\$ 92,709</u>	
Source of dividend and distribution coverage:		
Cash flows provided by operations	\$ 92,186	99.4 %
Available cash on hand	523	0.6 %
Total sources of dividend and distribution coverage	<u>\$ 92,709</u>	<u>100.0 %</u>
Cash flows provided by operations (GAAP basis)	<u>\$ 92,186</u>	
Net loss attributable to common stockholders (in accordance with GAAP)	\$ (34,687)	

Foreign Currency Translation

Our reporting currency is the USD. The functional currency of our foreign investments is the applicable local currency for each foreign location in which we invest. Assets and liabilities in these foreign locations (including intercompany balances for which settlement is not anticipated in the foreseeable future) are translated at the spot rate in effect at the applicable reporting date. The amounts reported in the consolidated statements of operations are translated at the average exchange rates in effect during the applicable period. The resulting unrealized cumulative translation adjustment is recorded as a component of accumulated other comprehensive income in the consolidated statements of changes in equity. We are exposed to fluctuations in foreign currency exchange rates on property investments in foreign countries which pay rental income, incur property related expenses and borrow in currencies other than our functional currency, the USD. We have used and may continue to use foreign currency derivatives including options, currency forward and cross currency swap agreements to manage our exposure to fluctuations in foreign GBP-USD and EUR-USD exchange rates (see [Note 9 — Derivatives and Hedging Activities](#) to the consolidated financial statements in this Quarterly Report on Form 10-Q for further discussion).

Election as a REIT

We elected to be taxed as a REIT under Sections 856 through 860 of the Code, effective for our taxable year ended December 31, 2013. We believe that, commencing with such taxable year, we have been organized and have operated in a manner so that we qualify for taxation as a REIT under the Code. We intend to continue to operate in such a manner to qualify for taxation as a REIT, but can provide no assurances that we will operate in a manner so as to remain qualified as a REIT. To continue to qualify for taxation as a REIT, we must distribute annually at least 90% of our REIT taxable income (which does not equal net income as calculated in accordance with GAAP), determined without regard for the deduction for dividends paid and excluding net capital gains, and must comply with a number of other organizational and operational requirements. If we continue to qualify for taxation as a REIT, we generally will not be subject to federal corporate income tax on the portion of our REIT taxable income that we distribute to our stockholders. Even if we qualify for taxation as a REIT, we may be subject to certain state and local taxes on our income and properties, as well as federal income and excise taxes on our undistributed income.

In addition, our international assets and operations, including those owned through direct or indirect subsidiaries that are disregarded entities for U.S. federal income tax purposes, continue to be subject to taxation in the foreign jurisdictions where those assets are held or those operations are conducted.

Inflation

We may be adversely impacted by inflation on the leases that do not contain indexed escalation provisions, or those leases which have escalations at rates which do not exceed or approximate current inflation rates. As of [September 30, 2023](#) [March 31, 2024](#), the increase to the 12-month CPI for all items, as published by the Bureau of Labor Statistics, was [3.7%](#) [3.5%](#). To help mitigate the adverse impact of inflation, approximately [77.5%](#) [78.2%](#) of our leases with our tenants contain rent escalation provisions that increase the cash rent that is due under these leases over time by an average cumulative increase of 1.3% per year. These provisions generally increase rental rates during the terms of the leases either at fixed rates or indexed escalations (based on the Consumer Price Index or other measures). As of [September 30, 2023](#) [March 31, 2024](#), based on straight-line rent, approximately [59.7%](#) [59.9%](#), are fixed-rate with increases averaging 1.7%, [13.9%](#) [14.1%](#) are based on the Consumer Price Index, subject to certain caps, [3.9%](#) [4.2%](#) are based on other measures, and [22.5%](#) [21.8%](#) do not contain any escalation provisions.

In addition, we may be required to pay costs for maintenance and operation of properties which may adversely impact our results of operations due to potential increases in costs and operating expenses resulting from inflation. However, our net leases require the tenant to pay its allocable share of operating expenses, which may include common area maintenance costs, real estate taxes and insurance. This may reduce our exposure to increases in costs and operating expenses resulting from inflation. As the costs of general goods and services continue to rise, we may be adversely impacted by increases in general and administrative costs due to overall inflation.

Related-Party Transactions and Agreements

See [Note 12 — Related Party Transactions](#) to our consolidated financial statements included in this Quarterly Report on Form 10-Q for a discussion of the various related party transactions, agreements and [fees and see Note 3 — The Mergers for information on the Internalization Merger. fees.](#)

Item 3. Quantitative and Qualitative Disclosures About Market Risk.

There has been no material change in our exposure to market risk during the [nine three](#) months ended [September 30, 2023](#) [March 31, 2024](#). For a discussion of our exposure to market risk, refer to Item 7A, "Quantitative and Qualitative Disclosures about Market Risk," contained in our Annual Report on Form 10-K for the fiscal year ended [December 31, 2022](#) [December 31, 2023](#).

Item 4. Controls and Procedures.

Evaluation of Disclosure Controls and Procedures

In accordance with Rules 13a-15(b) and 15d-15(b) of the Securities Exchange Act of 1934, as amended (the "Exchange Act"), we, under the supervision and with the participation of our Chief Executive Officer and Chief Financial Officer, carried out an evaluation of the effectiveness of our disclosure controls and procedures (as defined in Rule 13a-15(e) and Rule 15d-15(e) of the Exchange Act) as of the end of the period covered by this Quarterly Report on Form 10-Q and [our Chief Executive Officer and Chief Financial Officer](#) determined that our disclosure controls and procedures are effective.

Changes in Internal Control Over Financial Reporting

[Upon During](#) the consummation of the Internalization Merger on [September 12, 2023](#) [quarter ended March 31, 2024](#), [we internalized the management of the Company with our own dedicated workforce, and we are no longer managed by a third party. The majority of our controls continue to operate as they did when we were managed by a third party, however certain new controls were added specifically related to the use of a new third-party employee payroll provider. As a result, we implemented changes to our internal controls to incorporate the use of a new third-party service provider into our financial reporting process. Changes arising from the use of this new third-party service provider represent a material change in internal controls over financial reporting.](#)

Other than the changes described above, there were no changes in our internal control over financial reporting (as defined in Rules 13a-15(f) and 15d-15(f) of the Exchange Act) during the quarter ended September 30, 2023 that have materially affected, or are reasonably likely to materially affect, our internal control over financial reporting.

PART II — OTHER INFORMATION

Item 1. Legal Proceedings.

Please refer to "Litigation and Regulatory Matters" in Part I - Item 1 - [Note 11](#) — *Commitments and Contingencies*, in our accompanying Consolidated Financial Statements.

Item 1A. Risk Factors.

Please refer **There have been no material changes** to the risk factors disclosed in Part I, Item 1A, "Risk Factors" of our Annual Report on Form 10-K for the year ended **December 31, 2022** **December 31, 2023**, filed with the SEC on **February 23, 2023**, our Quarterly Report on Form 10-Q for the quarter ended June 30, 2023, filed with the SEC on August 3, 2023, and our Current Report on Form 8-K filed with the SEC on September 18, 2023, as the risk factors are amended and supplemented as follows:

We may be unable to integrate the operations of RTL and the other entities we acquired in the Mergers successfully and may not realize the anticipated synergies and other benefits of the Mergers or do so within the anticipated time frame.

Prior to the Mergers, we and RTL were externally-managed REITs. Neither of us had employees, other than a limited tax-service employee in Europe that we employed. After the Internalization Merger, we became an internally-managed REIT and are responsible for hiring and maintaining our own workforce to facilitate the advisory and property management services. Because we are now internally managed, we are responsible for directly compensating our officers, employees, and consultants, as well as paying overhead expenses associated with our workforce. There is no assurance that we will realize all, or any, of the anticipated cost-saving synergies. Specifically, we are subject to potential liabilities that are commonly faced by employers, such as workers' disability and compensation claims, potential labor disputes, and other employee-related liabilities and grievances. We bear the cost of establishing and maintaining employee compensation plans. In addition, as we have never previously operated as a self-managed REIT, we may encounter unforeseen costs, expenses, and difficulties associated with providing these services on a self-advised basis.

In addition, the REIT Merger involved the combination of two companies that previously operated as independent public companies, together with their respective operating partnerships. We may encounter difficulties and unexpected costs in the integration process, including, but not limited to: the inability to sell assets; economic or industry downturns, including interest rate increases; potential unknown liabilities; negative market perception of our revised plan for investment; delays or regulatory conditions associated with the REIT Merger; and performance shortfalls as a result of the diversion of management's attention by completing the REIT Merger and executing our business plan.

We have substantial indebtedness.

As part of the REIT Merger, we assumed all of RTL's outstanding indebtedness totaling \$2.2 billion. We also repaid amounts outstanding on RTL's credit facility by borrowing \$0.5 billion under our Credit Facility. As of September 30, 2023, we had \$5.3 billion of indebtedness which includes amounts drawn on our Credit Facility that were used to repay indebtedness under RTL's credit facility.

There is no assurance we will generate sufficient cash flow to pay principal and interest when due on our indebtedness. Our indebtedness could have important consequences, including:

- vulnerability to general adverse economic and industry conditions;
- limits on our ability to obtain additional financing for uses such as to fund future working capital, capital expenditures, acquisitions, and other general corporate requirements;
- requiring the use of a substantial portion of our cash flow to pay principal and interest reducing cash flow available to pay distributions, fund working capital, acquisitions, capital expenditures, and general corporate requirements;
- limiting our flexibility in planning for, or reacting to, changes in the real estate market generally or our properties specifically;
- requiring us to maintain certain debt coverage and other financial ratios at specified levels, thereby reducing our financial flexibility;
- exposing us to increases in interest rates including to the extent variable rate debt is reset and not otherwise capped by use of a swap or interest rate hedge;
- requiring us to sell one or more of our properties at disadvantageous prices in order to pay interest or principal on our indebtedness;
- increasing the risk of an event of default if we fail to comply with the terms of our debt agreements including timely paying principal and interest when due or failing to comply with the financial and other restrictive covenants contained in the agreements governing our debt obligations which could result in acceleration of the debt and foreclosure by lenders on assets securing the debt; and
- putting us at a disadvantage compared to our competitors with less indebtedness.

Our ability to make scheduled payments on and to refinance our indebtedness depends on and is subject to our future financial and operating performance, which in turn is affected by general and regional economic, financial, competitive, business and other factors beyond its control. Our business may fail to generate sufficient cash flow from operations or future borrowings may be unavailable to us, including under our credit facility or from other sources in an amount sufficient to enable us to service our debt, to refinance our debt or to fund our other liquidity needs. If we are unable to meet our debt obligations or to fund our other liquidity needs, we will need to restructure or refinance all or a portion of our debt. We may be unable to refinance any of our debt on commercially reasonable terms or at all. If we were unable to make payments or refinance our debt or obtain new financing under these circumstances, we would have to consider other options, such as asset sales, equity issuances or negotiations with our lenders to restructure the applicable debt. Our credit facility and the indentures governing our senior notes restrict, and market or business conditions may limit, our ability to take some or all of these actions. Any restructuring or refinancing of our indebtedness could be at higher interest rates and may require us to comply with more onerous covenants that could further restrict our business operations. In addition, our credit facility and the indentures governing our senior notes permit us or our consolidated subsidiaries to incur additional debt, including secured debt, and the amount of additional indebtedness incurred could be substantial.

As of September 30, 2023, a total of \$391.1 million of our indebtedness bearing interest at a weighted rate of 3.9% matures in calendar year 2024. Interest rates have increased considerably in the last twelve months and may continue to increase. The interest rate on any indebtedness we refinance will likely be higher than the rate on the maturing indebtedness. If we need to repay existing debt during periods of rising interest rates, we may need to post additional collateral or sell one or more of our investments in properties even though we would not otherwise choose to do so. There is no assurance that we will be able to refinance any of our indebtedness as it comes due, especially indebtedness secured by mortgages, on favorable terms, or at all. Increases in interest rates or changes in underwriting standards imposed by lenders may require us to use either cash on hand or raise additional equity to repay or refinance any indebtedness or for that matter to incur new indebtedness. If we are unable to repay or refinance any indebtedness secured by mortgages, we may lose the property secured by the mortgage in a foreclosure action.

We have incurred, and may continue to incur, variable-rate debt. As of September 30, 2023, a total of 18% of our debt bore interest at variable rates which averaged 7.2% on a weighted average basis. Increases in interest rates on our variable-rate debt or any new indebtedness we may incur either as part of a refinancing or a new property acquisition would increase our interest cost. If we need to repay existing debt during periods of rising interest rates, we may need to post additional collateral or sell one or more of our investments in properties even though we would not otherwise choose to do so. We have historically entered into, and expects to continue to enter into, these types of transactions in order to manage or mitigate our interest rate risk on variable rate debt, but there is no assurance these arrangements will be available on terms and conditions acceptable to us, if at all.

Future sales of Common Stock by the selling stockholders may adversely affect the market price of Common Stock.

AR Global and its affiliates acquired an aggregate of 35,339,062 shares of our Common Stock in connection with the Internalization Merger and on conversion of the GNL LTIP Units. All of these shares have been registered for resale, on September 14, 2023, subject to the terms of the Registration Rights and Stockholders Agreement, dated as of September 12, 2023 between the Company and the selling stockholders. Future sales of Common Stock by the selling stockholders may adversely affect the market price of our Common Stock. These sales also might make it more difficult for us to sell equity securities in the future at a time and price we deem appropriate.

The occurrence of a ratings decline may require us to redeem RTL's senior notes under the indenture governing the RTL senior notes, and we may not have the funds necessary to finance such a redemption.

Under the indenture governing the 4.50% Senior Notes, which we assumed in connection with the REIT Merger, we are required to make an offer to repurchase all outstanding 4.50% Senior Notes at 101% of the principal amount thereof, plus accrued and unpaid interest, upon the occurrence of a "Change of Control Triggering Event", which is defined as both (1) a change of control and (2) a ratings downgrade on the 4.50% Senior Notes by at least two out of three applicable rating agencies within 60 days following the change of control, as compared to the applicable ratings of the 4.50% Senior Notes 60 days prior to either the date of the change of control or the date of public notice thereof, in each case subject to certain terms and conditions.

We believe the Mergers constituted a change of control under the indenture governing the 4.50% Senior Notes. In the event the Mergers do in fact constitute a change of control under the indenture, we would be required to redeem the 4.50% Senior Notes at 101% of the principal amount thereof in the event a subsequent ratings decline were to occur, as described above.

If required to make an offer, we may not have sufficient funds, or the ability to raise sufficient funds, to redeem the 4.50% Senior Notes at the time we are required to do so. A failure by us to redeem the 4.50% Senior Notes as required under the indenture would constitute an event of default thereunder, which in turn would constitute a default under our Revolving Credit Facility.

There is no assurance that we will pay dividends or other distributions at the rate currently paid by us or at all.

We cannot guarantee that we will be able to pay dividends or other distributions on a regular basis on our Common Stock or any series of our preferred stock. Decisions regarding the frequency and amount of any future dividends we pay on our Common Stock will remain at all times at the discretion of the Board, which reserves the right to change our dividend policy at any time and for any reason. If we are not able to generate sufficient cash from operations, we may have to reduce the amount of dividends we pay or identify other financing sources. There can be no assurance that other sources will be available on favorable terms, or at all.

In addition, following the Mergers, we declared dividends starting with the third quarter of 2023 at a rate equal to \$0.354 per share of Common Stock (or \$1.42 per share on an annualized basis), which is less than our prior quarterly dividend which was equal to \$0.400 per share of Common Stock (or \$1.60 per share on an annualized basis).

We are subject to risks associated with proxy contests and other actions of activist stockholders

We have been the subject of proxy contests, including the proxy contest initiated by the Blackwells/Related Parties on October 24, 2022. We resolved this contest and related litigation by agreeing to issue an aggregate of 2,095,000 shares of Common Stock to the Blackwells/Related Parties as a settlement fee, of which 495,000 shares of Common Stock were issued on July 11, 2023 February 27, 2024, and we may face future proxy contests, unsolicited takeovers or other forms of stockholder activism or related activities that could adversely affect our business for a number of reasons, including, without limitation, the following:

- responding direct you to proxy contests and other actions by activist stockholders can be costly and time-consuming, disrupting our operations and diverting the attention of management and our Advisor;
- stockholder activism or actual or potential changes to the composition of our board of directors may lead to the perception of a change in the direction of our business, instability or lack of continuity, which may be exploited by our competitors, cause concern to current or potential sellers of properties, clients and financing sources. If potential or existing sellers of properties, clients or financing sources choose to delay, defer or reduce transactions with us or transact with our competitors instead of us because of any such issues, then our results of operations could be adversely affected;
- we may suffer damage to our reputation or brand by way of actions taken or statements made by outside constituents, including activist investors and shareholder advisory firms, which could adversely affect the trading price of our securities; and
- if the nominees advanced by an activist stockholder were to be elected to our board of directors with a specific agenda, it could adversely affect our ability to effectively and timely run our business or to realize long-term value from our assets, and this could in turn have an adverse effect on our business and on our results of operations and financial condition.

Proxy contests and related litigation may also cause our stock price to experience periods of volatility based upon temporary or speculative market perceptions or other factors that do not necessarily reflect our underlying fundamentals and prospects.

The historical and unaudited pro forma combined financial information included in our Current Report on Form 8-K filed on September 12, 2023 may not be representative of our results of operations now that the Mergers have been completed.

The unaudited pro forma combined financial information as of June 30, 2023, for the six months ended June 30, 2023 and for the year ended December 31, 2022 was included our Current Report on Form 8-K filed on September 12, 2023, and was presented for informational purposes only and is neither indicative of the financial position or results of operations that actually would have occurred had the Mergers been completed as of the date indicated, nor is it indicative of the future operating results or financial position of the Company. The unaudited pro forma condensed consolidated financial information reflects adjustments, which are based upon preliminary estimates, to allocate the purchase price to our assets and liabilities. The unaudited pro forma combined financial information does not reflect future events that may occur after the closing of the Mergers, including the costs related to the planned integration of the two companies and any future nonrecurring charges resulting from the Mergers, and does not consider potential impacts of current market conditions on revenues or expense efficiencies.

Because the board of directors will not be fully declassified until 2025, the classified board may have the effect of delaying, deferring, or preventing a change of control of the Company until then.

In connection with the Mergers, we started the process of declassifying our board of directors so that, after completion of the declassification process, each director will be elected at each annual meeting of our stockholders for a one year term. However, our board of directors will not be fully declassified until 2025. Having a partially classified board of directors may have the effect of delaying, deferring or preventing a change in control of the Company, including an extraordinary transaction (such as a merger, tender offer or sale of all or substantially all our assets) that might result in a premium price for our stockholders.

The Beneficial Ownership Limit may discourage a third party from acquiring us in a manner that might result in a premium price to our stockholders.

Our Articles of Restatement effective February 24, 2021, as amended or supplemented (the "Charter"), with certain exceptions, authorizes our board of directors to take such actions as are necessary and desirable to preserve our qualification as a REIT. Unless exempted (prospectively or retroactively) by our board of directors, no person may own more than the Aggregate Share Ownership Limit (as defined in the Charter). In connection with the Internalization Merger Agreement, pursuant to the Charter, our board of directors adopted resolutions decreasing the Aggregate Share Ownership Limit from 9.8% to 8.9% in value of the aggregate of the outstanding shares of our stock and 8.9% (in value or in number of shares, whichever is more restrictive) of any class or series of our stock. On November 6, 2023, pursuant to our Charter, our board of directors adopted resolutions further decreasing the Aggregate Share Ownership Limit to 8.8% in value of the aggregate of the outstanding shares of our stock and 8.8% (in value or in number of shares, whichever is more restrictive) of any class or series of our stock. This revised Aggregate Share Ownership Limit may further cause the delay, deferral, or prevention of a change in control of the Company, including an extraordinary transaction (such as a merger, tender offer or sale of all or substantially all of our assets) that might provide a premium price for holders of the Company's common stock. **those risk factors.**

Item 2. Unregistered Sales of Equity Securities and Use of Proceeds, and Issuer Purchases of Equity Securities. Proceeds.

Recent Sale of Unregistered Equity Securities

On July 11, 2023 we issued 495,000 shares of Common Stock to Blackwells Capital LLC ("Blackwells Capital"), an affiliate of Blackwells Onshore I LLC ("Blackwells Onshore") and, together with Blackwells Capital, "Blackwells"), and certain others involved with the Blackwells proxy solicitation (collectively and, together with Blackwells, the "Blackwells/Related Parties") as a settlement fee in accordance with the Cooperation Agreement. The shares of Common Stock were issued pursuant to the exemption from registration set forth in Section 4(a)(2) of the Securities Act of 1933, as amended (the "Securities Act"), without the involvement of any underwriter or placement agent. In addition, we had engaged Blackwells Onshore to provide certain consulting and advisory services and paid Blackwells Onshore a consulting fee for these services equal to 1,600,000 shares of Common Stock upon the consummation of the Mergers on September 12, 2023. See [Note 10 — Stockholders' Equity](#) and [Note 11 — Commitments and Contingencies](#) to our consolidated financial statements included in this Form 10-Q for additional information.

Also on July 14, 2023, we issued 45,579 shares of Common Stock to a third party as a non-refundable retainer to provide certain advisory services to the Company related to the Mergers. The shares of Common Stock were issued pursuant to the exemption from registration set forth in Section 4(a)(2) of the Securities Act, without the involvement of any underwriter or placement agent. In addition, we agreed to issue an additional 59,253 shares of Common Stock to the third party upon completion of the third party's services, which were issued in October, 2023. We expect to issue these shares of Common Stock to the third party pursuant to the exemption from registration set forth in Section 4(a)(2) of the Securities Act without the involvement of any underwriter or placement agent. No commissions or fees were or are expected to be payable with respect to the issuance of these shares of Common Stock. See [Note 10 — Stockholders' Equity](#) to our consolidated financial statements included in this Form 10-Q for additional information.

On September 12, 2023, we issued 29,614,825 shares of Common Stock to AR Global in connection with the Internalization Merger in a private placement exempt from registration pursuant to Section 4(a)(2) of the Securities Act. We and AR Global, Global Net Lease Special Limited Partnership, LLC, Necessity Retail Space Limited Partner, LLC, Bellevue Capital Partners, LLC, American Realty Capital Global II Special LP LLC, Nicholas S. Schorsch, Nicholas S. Schorsch 2016 Grantor Retained Annuity Trust, MWM I, LLC, Shelley D. Schorsch, Edward M. Weil, Jr., William M. Kahane, and AR Capital LLC (collectively, the "Advisor Holders") entered into a Registration Rights and Stockholders Agreement (the "Registration Rights and Stockholders Agreement"). Pursuant to the Registration Rights and Stockholders Agreement, on September 14, 2023 we filed a prospectus supplement providing for the registration and sale of any shares of Common Stock beneficially owned by the Advisor Holders at the time of the filing. Further, on September 14, 2023, we entered into a Joinder to the Registration Rights and Stockholders Agreement, pursuant to which we consented to the transfer of 29,614,825 shares of Common Stock by AR Global to MWM PIC, LLC.

Purchases of Equity Securities by the Issuer and Related Purchasers

There were no repurchases of our Common Stock made during the quarter ended September 30, 2023. **None.**

Item 3. Defaults Upon Senior Securities.

None.

Item 4. Mine Safety Disclosures.

Not applicable.

Item 5. Other Information.

Change in Beneficial Ownership Limit and Waivers

As previously disclosed, the Company granted a waiver from the ownership limitation contained in the Company's Charter to Bellevue Capital Partners ("Bellevue") permitting Bellevue to own up to 15.3% of the outstanding shares of the Company's common stock (the "Bellevue Waiver"). Waivers were also entered into with the controlling holders of Bellevue, Nicholas S. Schorsch and his spouse Shelley D. Schorsch, permitting them to beneficially or constructively own up to 11.5% of the outstanding shares of the Company's common stock (the "Schorsch Waivers"). The Schorsch Waivers were based in part on the percentage of Bellevue that was collectively owned by Nicholas and Shelley Schorsch (as equity holders in Bellevue), and in part on the outstanding shares of the Company's common stock held by each of them as individuals. Because Bellevue redeemed the ownership interest of another member of Bellevue, the applicable percentage of Bellevue collectively owned by Nicholas and Shelley Schorsch increased. At their request, the Company's board of directors considered and agreed to amend the Schorsch Waivers to increase the percentage of outstanding shares of the Company's common stock that Nicholas and Shelley Schorsch may beneficially or constructively own to up to 13.8% based on the number of shares of the Company's common stock outstanding after giving effect to the Mergers on September 12, 2023 but excluding any outstanding restricted shares that were subject to vesting and forfeiture conditions on that date. The terms of the Schorsch Waivers otherwise remain unchanged. The Bellevue Waiver was not amended. The amendments to the Schorsch Waivers were entered into on November 6, 2023, effective as of the date of the Mergers.

The foregoing summary of the Schorsch Waivers and Bellevue Waiver do not purport to be complete and are subject to, and qualified in their entirety by, the full text of the Schorsch Waivers and Bellevue Waiver filed herewith as Exhibits 10.16, 10.17, and 10.18, which are incorporated herein by reference.

On November 6, 2023, pursuant to Section 5.7(ii)(h) of the Company's Charter, the Company's board of directors adopted resolutions decreasing the Aggregate Share Ownership Limit (as defined in the Company's Charter) to 8.8% in value of the aggregate of the outstanding shares of stock of the Company and 8.8% (in value or in number of

shares, whichever is more restrictive) of any class or series of stock of the Company. The Company will file with the State Department of Assessments and Taxation of Maryland a Certificate of Notice reflecting the decrease in the Aggregate Share Ownership Limit described above (the "Certificate of Notice").

The foregoing summary of the Certificate of Notice does not purport to be complete and is subject to, and qualified in its entirety by, the full text of the Certificate of Notice filed herewith as Exhibit 4.5, which is incorporated herein by reference.

Amendment to Certificate of Incorporation

Effective as of November 7, 2023, the Company filed an amendment to its Charter with the Secretary of the State of Maryland to reflect the increase in the number of authorized shares of preferred stock from 30,000,000 to 40,000,000 shares (the "Charter Amendment"). The Charter Amendment was approved by the Board on November 3, 2023.

The foregoing summary of the Charter Amendment does not purport to be complete and is subject to, and qualified in its entirety by, the full text of the Charter Amendment filed herewith as Exhibit 3.6, which is incorporated herein by reference.

Amendment to Mr. Nelson's Employment Agreement

On November 6, 2023, the Company and James L. Nelson, the Company's Co-Chief Executive Officer and President, entered into a second amendment (the "Amendment") to Mr. Nelson's existing employment agreement with the Company dated as of July 10, 2017, first amended as of March 24, 2022 and assumed by the Company on September 12, 2023 in connection with the closing of the Mergers. The Amendment makes certain updates to reflect the relevant succession of obligations of GNL as successor to AR Global under Mr. Nelson's employment agreement.

The foregoing summary of the Amendment does not purport to be complete and is subject to, and qualified in its entirety by, the full text of the Amendment filed herewith as Exhibit 10.19, which is incorporated herein by reference.

Trading Plans

During our last fiscal quarter, no director or officer, as defined in Rule 16a-1(f), adopted or terminated a "Rule 10b5-1 trading arrangement" or a "non-Rule 10b5-1 trading arrangement," each as defined in Regulation S-K Item 408.

Item 6. Exhibits.

The following exhibits are included, or incorporated by reference, in this Quarterly Report on Form 10-Q for the quarter ended September 30, 2023 March 31, 2024 (and are numbered in accordance with Item 601 of Regulation S-K).

Exhibit No.	Description
3.1 10.1	Articles of Restatement of Separation Agreement, dated March 8, 2024, by and between Global Net Lease, Inc., effective February 24, 2021 (incorporated by reference to Exhibit 3.1 to the Form 10-K filed by Global Net Lease, Inc. on February 26, 2021).
3.2	Second Amended and Restated Bylaws of Global Net Lease, Inc., effective September 12, 2023 (incorporated by reference to Exhibit 3.1 to the Form 8-K filed by Global Net Lease, Inc. on September 12, 2023).
3.3	Articles Supplementary of Global Net Lease, Inc., filed on September 12, 2023 (incorporated by reference to Exhibit 3.2 to the Form 8-K filed by Global Net Lease, Inc. on September 12, 2023).
3.4	Articles Supplementary for the Global Net Lease, Inc. 7.50% Series D Cumulative Redeemable Perpetual Preferred Stock, \$0.01 par value per share, as filed September 8, 2023 with the State Department of Assessments and Taxation of Maryland (incorporated by reference to Exhibit 3.5 to the Form 8-A filed by Global Net Lease, Inc. on September 8, 2023).
3.5	Articles Supplementary for the Global Net Lease, Inc. 7.375% Series E Cumulative Redeemable Perpetual Preferred Stock, \$0.01 par value per share, as filed September 8, 2023 with the State Department of Assessments and Taxation of Maryland (incorporated by reference to Exhibit 3.6 to the Form 8-A filed by Global Net Lease, Inc. on September 8, 2023).
3.6 *	Amendment to the Articles of Restatement of Global Net Lease, Inc., effective November 7, 2023.
4.1	Indenture, dated as of October 7, 2021, among The Necessity Retail REIT, Inc (f/k/a American Finance Trust, Inc.), The Necessity Retail REIT Operating Partnership, L.P.(f/k/a American Finance Operating Partnership, L.P.), the Guarantors party thereto and U.S. Bank National Association, as trustee (incorporated by reference to Exhibit 4.1 of The Necessity Retail REIT, Inc.'s Current Report on Form 8-K filed with the SEC on October 8, 2021).
4.2	RTL Supplemental Indenture dated September 12, 2023 by and among The Necessity Retail REIT, Inc, The Necessity Retail REIT Operating Partnership, L.P., Global Net Lease, Inc., the guarantors thereto and U.S. Bank Trust Company, National Association, as trustee (incorporated by reference to Exhibit 4.2 to the Form 8-K filed by Global Net Lease, Inc. on September 12, 2023).
4.3	GNL Supplemental Indentures, dated September 12, 2023 by and among Global Net Lease, Inc., Global Net Lease Operating Partnership, L.P., The Necessity Retail REIT, Inc, the guarantors thereto and U.S. Bank Trust Company, National Association, as trustee (incorporated by reference to Exhibit 4.3 to the Form 8-K filed by Global Net Lease, Inc. on September 12, 2023).
4.4	Tenth Amendment, dated as of September 12, 2023, to the Second Amended and Restated Agreement of Limited Partnership of Global Net Lease Operating Partnership, L.P., dated June 2, 2015 (incorporated by reference to Exhibit 4.3 to the Form 8-K filed by Global Net Lease, Inc. on September 12, 2023).
4.5 *	Certificate of Notice of Global Net Lease, Inc., dated November 7, 2023.
10.1	Agreement and Plan of Merger dated as of May 23, 2023 by and among Global Net Lease, Inc., Global Net Lease Operating Partnership, L.P., Osmosis Sub I, LLC, Osmosis Sub I, LLC, The Necessity Retail REIT, Inc., and The Necessity Retail REIT Operating Partnership, L.P. (incorporated by reference to Exhibit 2.1 to the Form 8-K filed by Global Net Lease, Inc. on May 26, 2023).
10.2	Agreement and Plan Of Merger dated as of May 23, 2023 by and Among GNL Advisor Merger Sub LLC, GNL PM Merger Sub LLC, RTL Advisor Merger Sub LLC, RTL PM Merger Sub LLC, Global Net Lease, Inc., Global Net Lease Operating Partnership, L.P., The Necessity Retail REIT, Inc., The Necessity Retail REIT Operating Partnership, L.P. and AR Global Investments, LLC, Global Net Lease Special Limited Partnership, LLC, Necessity Retail Space Limited Partner, LLC, Global Net Lease Advisors, LLC, Global Net Lease Properties, LLC, Necessity Retail Advisors, LLC, and Necessity Retail Properties, LLC (incorporated by reference to Exhibit 2.2 to the Form 8-K filed by Global Net Lease, Inc. on May 26, 2023).
10.3	Cooperation Agreement and Release dated as of June 4, 2023 by and among Global Net Lease, Inc., The Necessity Retail REIT, Inc., Global Net Lease Advisors, LLC, Global Net Lease Properties, LLC, Necessity Retail Advisors, LLC, Necessity Retail Properties, LLC, AR Global Investments, LLC, Blackwells Capital LLC, Blackwells Onshore I LLC, Jason Aintabi, Related Fund Management, LLC, Jim Lozier and Richard O'Toole James L. Nelson (incorporated by reference to Exhibit 10.1 to the Form 8-K filed by Global Net Lease, Inc. on June 5, 2023 March 11, 2024).
10.4	GNL Credit Facility Amendment dated September 12, 2023, by and among Global Net Lease Operating Partnership, L.P., as borrower, Global Net Lease, Inc. and the other guarantors party thereto, KeyBank National Association, as agent, and the other lender parties thereto (incorporated by reference to Exhibit 10.1 to the Form 8-K filed by Global Net Lease, Inc. on September 12, 2023).
10.5	Loan Agreement, dated as of July 24, 2020, by and among the entities listed on Schedule I thereto, as borrowers, and Column Financial, Inc., as lender (incorporated by reference to Exhibit 10.1 to The Necessity Retail REIT, Inc.'s Current Report on Form 8-K filed on July 28, 2020 (File No. 001-38597)).
10.6	Limited Recourse Guaranty, dated as of July 24, 2020, in favor of Column Financial, Inc. (incorporated by reference to Exhibit 10.2 to The Necessity Retail REIT, Inc.'s Current Report on Form 8-K filed on July 28, 2020 (File No. 001-38597)).

Exhibit No.	Description
10.7	Environmental Indemnity Agreement, dated as of July 24, 2020, by and among the entities listed on Schedule I thereto, American Finance Operating Partnership, L.P. and Column Financial, Inc. (incorporated by reference to Exhibit 10.3 to The Necessity Retail REIT, Inc.'s Current Report on Form 8-K filed on July 28, 2020 (File No. 001-38597)).
10.8	Loan Agreement dated as of December 8, 2017 among Societe Generale and UBS AG as Lenders and the borrowers thereto (incorporated by reference to Exhibit 10.19 to The Necessity Retail REIT, Inc.'s Annual Report on Form 10-K filed on March 19, 2018 (File No. 001-38597)).
10.9	Guaranty of Recourse Obligations dated as of December 8, 2017 in favor of Societe Generale and UBS AG (incorporated by reference to Exhibit 10.20 to The Necessity Retail REIT, Inc.'s Annual Report on Form 10-K filed on March 19, 2018 (File No. 001-38597)).
10.10	Loan Agreement, dated as of August 30, 2023, among the borrower entities party thereto, and Barclays Capital Real Estate Inc., Société Générale Financial Corporation, Bank of Montreal, and KeyBank National Association (incorporated by reference to Exhibit 10.1 to The Necessity Retail REIT, Inc.'s Current Report on Form 8-K filed on September 5, 2023 (File No. 001-38597)).
10.11	Guaranty Agreement, dated as of September 12, 2023, in favor of Barclays Capital Real Estate Inc., Société Générale Financial Corporation, Bank of Montreal, and KeyBank National Association (incorporated by reference to Exhibit 10.8 to the Form 8-K filed by Global Net Lease, Inc. on September 12, 2023).
10.12	Environmental Indemnity Agreement, dated as of September 12, 2023, by Global Net Lease, Inc. and the borrower entities party thereto, for the benefit of Barclays Capital Real Estate Inc., Société Générale Financial Corporation, Bank of Montreal, and KeyBank National Association. (incorporated by reference to Exhibit 10.9 to the Form 8-K filed by Global Net Lease, Inc. on September 12, 2023).
10.13	Registration Rights and Stockholders Agreement dated September 12, 2023, by and between Global Net Lease, Inc., AR Global Investments, LLC, Global Net Lease Special Limited Partnership, LLC, and Necessity Retail Space Limited Partner, LLC (incorporated by reference to Exhibit 10.10 to the Form 8-K filed by Global Net Lease, Inc. on September 12, 2023).
10.14	Employment Agreement, dated July 10, 2017, between AR Global Investments, LLC and James L. Nelson, as amended by the Amendment to Employment Agreement dated March 24, 2022 (incorporated by reference to Exhibit 10.11 to the Form 8-K filed by Global Net Lease, Inc. on September 12, 2023).
10.15	Form of Indemnification Agreement (incorporated by reference to Exhibit 10.40 to Global Net Lease, Inc.'s Annual Report on Form 10-K filed on February 28, 2020).
10.16 *	Amended and Restated Ownership Limit Waiver Agreement, dated November 6, 2023, by and between Global Net Lease, Inc. and Nicholas S. Schorsch and certain related trusts.
10.17 *	Amended and Restated Ownership Limit Waiver Agreement, dated November 6, 2023, by and between Global Net Lease, Inc. and Shelley D. Schorsch and certain related trusts.
10.18 *	Ownership Limit Waiver Agreement, dated September 12, 2023, by and between Global Net Lease, Inc. and Bellevue Capital Partners, LLC on its own behalf and on behalf of Global Net Lease Special Limited Partnership, LLC, AR Capital Global Holdings, LLC, AR Global Investments, LLC, American Realty Capital Global II.
10.19 *	Second Amendment to Employment Agreement, dated November 6, 2023, between Global Net Lease, Inc. and James L. Nelson.
31.1 *	Certification of the Co-Principal Principal Executive Officer of the Company pursuant to Securities Exchange Act Rule 13a-14(a) or 15d-14(a), as adopted pursuant to Section 302 of the Sarbanes-Oxley Act of 2002.
31.2 *	Certification of the Co-Principal Executive Officer of the Company pursuant to Securities Exchange Act Rule 13a-14(a) or 15d-14(a), as adopted pursuant to Section 302 of the Sarbanes-Oxley Act of 2002.
31.1, 31.2 *	Certification of the Principal Financial Officer of the Company pursuant to Securities Exchange Act Rule 13a-14(a) or 15d-14(a), as adopted pursuant to Section 302 of the Sarbanes-Oxley Act of 2002.
32 *	Written statements of the Co-Principal Principal Executive Officers Officer and Principal Financial Officer of the Company pursuant to 18 U.S.C. Section 1350, as adopted pursuant to Section 906 of the Sarbanes-Oxley Act of 2002.
101.INS *	Inline XBRL Instance Document - the instance document does not appear in the Interactive Data File because its XBRL tags are embedded within the Inline XBRL document.
101.SCH *	Inline XBRL Taxonomy Extension Schema Document.
101.CAL *	Inline XBRL Taxonomy Extension Calculation Linkbase Document.
101.DEF *	Inline XBRL Taxonomy Extension Definition Linkbase Document.
101.LAB *	Inline XBRL Taxonomy Extension Label Linkbase Document.
101.PRE *	Inline XBRL Taxonomy Extension Presentation Linkbase Document.
104 *	Cover Page Interactive Data File - the cover page interactive data file does not appear in the Interactive Data File because its XBRL tags are embedded within the Inline XBRL document.

* Filed or furnished herewith

SIGNATURES

Pursuant to the requirements of the Securities Exchange Act of 1934, as amended, the registrant has duly caused this report to be signed on its behalf by the undersigned thereunto duly authorized.

Global Net Lease, Inc.

By: /s/ Edward M. Weil, Jr.
Edward M. Weil, Jr.
Co-Chief Executive Officer
(Co-Principal Executive Officer)

By: /s/ James L. Nelson
James L. Nelson
Co-Chief Chief Executive Officer and President
(Co-Principal Executive Officer)

By: /s/ Christopher J. Masterson
Christopher J. Masterson
Chief Financial Officer, Treasurer, and Secretary
(Principal Financial Officer and Principal Accounting Officer)

Dated: November 7, 2023 May 8, 2024

81

EXHIBIT 3.6

GLOBAL NET LEASE, INC.

ARTICLES OF AMENDMENT

Global Net Lease, Inc., a Maryland corporation (the "Company"), hereby certifies to the State Department of Assessments and Taxation of Maryland that:

FIRST: The charter of the Company (the "Charter") is hereby amended to delete the first sentence of Section 5.1 of Article V in its entirety and to substitute in lieu thereof the following sentence:

The total number of Shares that the Company shall have authority to issue is 290,000,000 shares, of which (i) 250,000,000 shall be designated as common stock, \$0.01 par value per share (the "Common Shares"); and (ii) 40,000,000 shall be designated as preferred stock, \$0.01 par value per share (the "Preferred Shares").

SECOND: The Charter is hereby further amended to delete the third sentence of Section 5.1 of Article V in its entirety and to substitute in lieu thereof the following sentence:

The aggregate par value of all authorized shares of stock having par value is \$2,900,000.

THIRD: The total number of shares of stock which the Company had authority to issue immediately prior to the foregoing amendments of the Charter was 280,000,000, consisting of 250,000,000 shares of common stock, \$0.01 par value per share, and 30,000,000 shares of preferred stock, \$0.01 par value per share. The aggregate par value of all authorized shares of stock having par value was \$2,800,000.

FOURTH: The total number of shares of stock which the Company has authority to issue pursuant to the foregoing amendments of the Charter is 290,000,000, consisting of 250,000,000 shares of common stock, \$0.01 par value per share, and 40,000,000 shares of preferred stock, \$0.01 par value per share. The aggregate par value of all authorized shares of stock having par value is \$2,900,000.

FIFTH: The information required by Section 2-607(b)(2)(i) of the Maryland General Corporation Law (the "MGCL") is not changed by the foregoing amendments of the Charter.

SIXTH: The foregoing amendments of the Charter were approved by a majority of the entire Board of Directors of the Company as required by law and were limited to changes expressly authorized by Section 2-105(a)(13) or Section 2-605 of the MGCL without any action by the stockholders of the Company.

SEVENTH: The undersigned acknowledges these Articles of Amendment to be the corporate act of the Company and as to all matters or facts required to be verified under oath, the undersigned acknowledges that to the best of his knowledge, information and belief, these matters and facts are true in all material respects and that this statement is made under the penalties for perjury.

61690657-v1

[SIGNATURE PAGE FOLLOWS]

-2-

61690657-v1

IN WITNESS WHEREOF, the Company has caused these Articles of Amendment to be signed in its name and on its behalf by its Co-Chief Executive Officer and attested to by its Chief Financial Officer on this 7th day of November, 2023.

ATTEST: GLOBAL NET LEASE, INC.

/s/ Christopher J. Masterson By: /s/ Edward M. Weil, Jr. (SEAL)

Name: Christopher J. Masterson Name: Edward M. Weil, Jr.

Title: Chief Financial Officer Title: Co-Chief Executive Officer

-3-

61690657-v1

EXHIBIT 4.5

GLOBAL NET LEASE, INC.

CERTIFICATE OF NOTICE

Global Net Lease, Inc., a Maryland corporation (the "Company"), hereby certifies to the State Department of Assessments and Taxation of Maryland that:

FIRST: The Board of Directors of the Company, pursuant to Section 5.7(ii)(h) of Article V of the charter of the Company (the "Charter"), has decreased the Aggregate Share Ownership Limit (as defined in the Charter) to 8.8% in value of the aggregate of the outstanding shares of stock of the Company and 8.8% (in value or in number of shares, whichever is more restrictive) of any class or series of stock of the Company.

SECOND: The undersigned acknowledges this Certificate of Notice to be the act of the Company and, as to all matters or facts required to be verified under oath, the undersigned officer acknowledges that, to the best of his knowledge, information and belief, these matters and facts are true in all material respects and that this statement is made under the penalties for perjury.

[REMAINDER OF PAGE INTENTIONALLY LEFT BLANK]

61602525-v1

IN WITNESS WHEREOF, the Company has caused this Certificate of Notice to be executed under seal in its name and on its behalf by its Co-Chief Executive Officer and attested to by its Chief Financial Officer on this 7th day of November, 2023.

ATTEST: GLOBAL NET LEASE, INC.

/s/ Christopher J. Masterson By: /s/ Edward M. Weil, Jr. (SEAL)
Name: Christopher J. Masterson Name: Edward M. Weil, Jr.
Title: Chief Financial Officer Title: Co-Chief Executive Officer

61602525-v1

EXHIBIT 10.16

AMENDED AND RESTATED OWNERSHIP LIMIT WAIVER AGREEMENT

THIS AMENDED AND RESTATED OWNERSHIP LIMIT WAIVER AGREEMENT

(this "Agreement"), dated as of November 6, 2023, is between Global Net Lease, Inc., a Maryland corporation (the "Company"), and Nicholas S. Schorsch, on his own behalf and on behalf of the Nicholas S. Schorsch Revocable Agreement of Trust dated October 7, 2011, as Amended, and the Nicholas S. Schorsch 2016 GRAT (BCP) dated September 27, 2016 (collectively, "Mr. Schorsch"). Except where noted otherwise, capitalized terms used but not defined herein shall have the meanings ascribed to them in the Company's charter, as amended and restated through the date hereof and as presently in effect (the "Charter").

RECITALS

WHEREAS, as of the date hereof, the Company has the number and classes of Shares authorized, issued and outstanding as set forth in Exhibit A hereto.

WHEREAS, Section 5.7 of the Charter (as amended through the date hereof) contains a limitation on the ownership of Shares, which prohibits any Person from Beneficially Owning or Constructively Owning more than 8.8% in value of the aggregate of the outstanding Shares (the "Overall Limit") and more than 8.8% (in value or in number of shares, whichever is more restrictive) of any class or series of Shares (the "Series Limit," and collectively with the Overall Limit, the "Aggregate Share Ownership Limit"), except as otherwise waived by the Company. These restrictions are designed to ensure the Company's continued qualification as a real estate investment trust under the Internal Revenue Code of 1986, as amended (the "Code").

WHEREAS, Mr. Schorsch and the Company entered into an "Ownership Limit Waiver Agreement," dated as of September 12, 2023 (the "Initial Waiver Agreement"), that provides Mr. Schorsch with an ownership limit waiver effective as of the Determination Date (as defined in the Initial Waiver Agreement), allowing Mr. Schorsch to be an Excepted Holder.

WHEREAS, in connection with the Initial Waiver Agreement, Bellevue Capital Partners, LLC, on its own behalf and on behalf of Global Net Lease Special Limited Partnership, LLC, AR Capital Global Holdings, LLC, AR Global Investments, LLC, American Realty Capital Global II Special LP, LLC, and AR Capital, LLC (collectively, "Bellevue") entered into an "Ownership Limit Waiver Agreement" dated as of September 12, 2023, that provides Bellevue with an ownership limit waiver effective as of that date, allowing Bellevue to be an Excepted Holder (the "Bellevue Waiver").

WHEREAS, the Board has been advised by counsel to Bellevue that, on September 9, 2023, Bellevue redeemed the ownership interests of a third party (the "Redemption") which had the effect of increasing Mr. Schorsch's ownership percentage in Bellevue and thus increasing the percentage of the outstanding shares of Common Stock that Mr. Schorsch Beneficially Owns or Constructively Owns.

WHEREAS, the Redemption did not change the number shares of Common Stock owned by Bellevue as of September 12, 2023.

WHEREAS, effective as of the date hereof, Mr. Schorsch and the Company desire to amend and restate the Initial Waiver Agreement, and to enter into this Agreement in lieu thereof, which supersedes and replaces the Initial Waiver Agreement in its entirety.

WHEREAS, in connection with this Agreement, Mr. Schorsch will make the representations and covenants set forth in the Certificate of Representations and Covenants, attached hereto as Exhibit B.

WHEREAS, concurrently with the execution of this Agreement, Shelley D. Schorsch, on her own behalf and on behalf of the Shelley D. Schorsch Revocable Agreement of Trust dated October 7, 2011, as Amended (collectively, "SDS") has entered into an "Amended and Restated Ownership Limit Waiver Agreement" as of the date hereof that provides SDS with an ownership limit waiver effective as of the Determination Dates (as defined below), allowing SDS to continue as an Excepted Holder.

C-1

WHEREAS, as of September 12, 2023, and the date hereof (collectively, the "Determination Dates"), Mr. Schorsch is treated as Beneficially Owning or Constructively Owning Shares held by SDS and Bellevue.

WHEREAS, each of the Nicholas S. Schorsch Revocable Agreement of Trust dated October 7, 2011, as Amended, and the Nicholas S. Schorsch 2016 GRAT (BCP) dated September 27, 2016, is a grantor trust for U.S. federal income tax purposes.

WHEREAS, as of the day immediately prior to each of the Determination Dates, Mr. Schorsch owned 840,199 Shares.

WHEREAS, as of the day immediately prior to each of the Determination Dates, SDS owned 89,264 Shares.

WHEREAS, as of the day immediately prior to each of the Determination Dates, Bellevue owned 34,268,924 Shares.

WHEREAS, Mr. Schorsch has requested a waiver of the Aggregate Share Ownership Limit.

WHEREAS, the Ownership Limit Waiver (as defined below) shall be effective as of September 12, 2023 (the "Effective Date").

WHEREAS, pursuant to Section 5.7(ii)(g)(I) of the Charter, the Company has adopted resolutions approving Mr. Schorsch's exemption from the Aggregate Share Ownership Limit on the terms and conditions hereinafter set forth.

NOW, THEREFORE, the parties, intending to be legally bound, in reliance on the representations set forth in the Certificate (as defined below), hereby agree as follow:

AGREEMENT

1. WAIVER OF OWNERSHIP LIMIT

1.1 The Company hereby waives the application of the Aggregate Share Ownership Limit contained in Section 5.7(ii)(a)(I)(A)(1) of the Charter to permit Mr. Schorsch to Beneficially Own or Constructively Own shares of Common Stock (collectively, the "Exempt Stock"), subject to an increased Series Limit for the Common Stock of 13.8% and an increased Overall Limit of 13.8% (the "Excepted Holder Limit") from and after the Effective Date (collectively the "Ownership Limit Waiver").

1.2 The Ownership Limit Waiver and Excepted Holder Limit granted by this Section 1 is granted solely to Mr. Schorsch. Any Transfer of the Exempt Stock held by Mr. Schorsch shall cause any such Shares to no longer be subject to this Ownership Limit Waiver and any such Shares shall be subject to the Aggregate Share Ownership Limit as of the date of such Transfer.

1.3 The Ownership Limit Waiver and Excepted Holder Limit granted by this Section 1 only grant Mr. Schorsch the right to Beneficially Own or Constructively Own Shares up to the Excepted Holder Limit. As of the day immediately prior to each of the Determination Dates, Mr. Schorsch owned 840,199

Shares, and Beneficially Owned or Constructively Owned 31,771,495 Shares. Mr. Schorsch shall not, so long as this Agreement remains in place, (i) acquire, directly or indirectly, any additional Shares or (ii) Beneficially Own or Constructively Own Shares in excess of the Excepted Holder Limit.

1.4 Except as specifically provided in [Section 1.1](#), this Agreement does not waive any restrictions or limitations set forth in Section 5.7 of the Charter as they apply to Mr. Schorsch or other Shares Beneficially Owned or Constructively Owned by any person, other than Mr. Schorsch. For the avoidance of doubt, this Agreement also does not modify Section 5.7(ii)(a)(I)(B) and (II) of the Charter in any respect.

2. LIMITATIONS AND OTHER MATTERS

2.1 In no event shall the Ownership Limit Waiver permit any Individual's Beneficial Ownership or Constructive Ownership of Shares to exceed, at any time, the Aggregate Share Ownership

C-2

Limit of Section 5.7(i) of the Charter as determined without regard to any provisions of this Agreement, unless and to the extent such Individual is an Excepted Holder. For the purpose of this Agreement, "Individual" has the meaning provided in Section 542(a)(2) of the Code, as modified by Section 856(h)(3) of the Code.

2.2 For the Ownership Limit Waiver to be effective, Mr. Schorsch must execute a counterpart signature page to this Agreement and complete and make the representations and covenants set forth in the Certificate of Representations and Covenants, the form of which is attached hereto as [Exhibit B](#) (the "Certificate"), and must deliver such Certificate to the Company. Except as otherwise determined by the Company, the Ownership Limit Waiver shall cease to be effective upon any breach of the representations or covenants set forth herein or in the Certificate. In addition, if the Ownership Limit Waiver ceases to be effective as a result of the operation of the preceding sentence, the Shares that would otherwise be in excess of the Aggregate Share Ownership Limit shall be deemed to have been transferred to a Trust (as such term is defined in the Charter) in accordance with 5.7(ii)(a)(II) of the Charter.

2.3 Mr. Schorsch shall deliver to the Company, at such times as may reasonably be requested by the Company (it being acknowledged that the Company may reasonably make such request on at least a calendar quarterly basis), a certificate signed by Mr. Schorsch to the effect that Mr. Schorsch has complied and expects to continue to comply with its representations and covenants set forth in this Agreement and the Certificate. If so requested by the Company, Mr. Schorsch will reasonably cooperate with the Company in investigating any direct or indirect relationship that Mr. Schorsch may have with the Company's tenants or "independent contractors" (within the meaning of Section 856(d)(3) of the Code).

2.4 This Ownership Limit Waiver shall automatically be deemed to have been revoked (prospectively or, as necessary in order to protect the Company's qualification as a real estate investment trust under the Code, retroactively) without any further action if the Company determines, in its sole discretion, that the Company's ability to qualify and maintain its qualification as a real estate investment trust pursuant to Section 856 et seq. of the Code is reasonably likely to be jeopardized by the Ownership Limit Waiver, or in fact the Ownership Limit Waiver would jeopardize such qualification. The Company shall promptly notify Mr. Schorsch in the event that it has been determined that the Ownership Limit Waiver has been revoked pursuant to this [Section 2.4](#).

3. TERM

3.1 The term of this Agreement shall commence as of the Effective Date, and shall terminate on the earliest of (i) with respect to Mr. Schorsch, the earliest date on which Mr. Schorsch does not Beneficially Own or Constructively Own Shares in excess of the Aggregate Share Ownership Limit; (ii) the earliest date on which any of the conditions set forth in [Sections 1](#) or [2](#) of this Agreement are no longer true or accurate, or otherwise have been violated; (iii) with respect to Mr. Schorsch, the earliest date on which any of the representations, warranties, agreements, or undertakings made in the Certificate (without giving effect to any qualifications as to knowledge) are no longer true; (iv) the earliest date on which the Company makes the determination set forth in [Section 2.4](#) of this Agreement; (v) the earliest date on which Mr. Schorsch acquires, directly or indirectly, Beneficial Ownership or Constructive Ownership of any additional Shares in excess of the aggregate of the number of Shares that Mr. Schorsch, directly or indirectly, Beneficially Owned or Constructively Owned, as of the day immediately prior to each of the Determination Dates; or (vi) the date on which the Bellevue Waiver has been terminated.

4. MISCELLANEOUS

4.1 All questions concerning the construction, validity and interpretation of this Agreement shall be governed by and construed in accordance with the domestic laws of the State of Maryland, without giving effect to any choice of law or conflict of law provision (whether of the State of Maryland or any other jurisdiction) that would cause the application of the laws of any jurisdiction other than the State of Maryland.

C-3

4.2 This Agreement may be signed by the parties in separate counterparts, each of which when so signed and delivered shall be an original, but all such counterparts shall together constitute one and the same instrument.

4.3 All references to any Code provision shall be deemed to include any successor provisions of the Code and any regulatory, judicial or administrative amendment or interpretation of such statutory provisions.

4.4 The Recitals to this Agreement are incorporated into and are deemed a part of this Agreement.

[Signature Page Follows]

C-4

Each of the parties has, to the extent it is an entity, caused this Agreement to be signed by its duly authorized officers as of the date set forth in the introductory paragraph hereof.

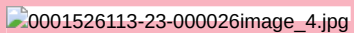
THE COMPANY

Global Net Lease, Inc.

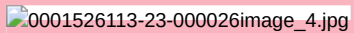
By: Name:

Title: Date:

Mr. Schorsch

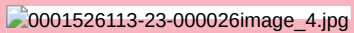
0001526113-23-000026image_4.jpg

Nicholas S. Schorsch on his own behalf

0001526113-23-000026image_4.jpg

Nicholas S. Schorsch on behalf of the Nicholas S. Schorsch Revocable Agreement of Trust dated October 7, 2011, as Amended

Date:

0001526113-23-000026image_4.jpg

Francis J. Mirabello on behalf of the Nicholas S. Schorsch 2016 GRAT (BCP) dated September 27, 2016.

Date:

C-5

EXHIBIT A**COMPANY SHARES AUTHORIZED, ISSUED AND OUTSTANDING**

<i>Class of Shares</i>	<i>Shares Authorized</i>	<i>Shares Issued and Outstanding</i>
Common Stock	250,000,000	230,129,233
7.25% Series A Cumulative Redeemable Preferred Stock	9,959,650	6,799,467
6.875% Series B Cumulative Redeemable Perpetual Preferred Stock	11,450,000	4,695,887
7.50% Series D Cumulative Redeemable Perpetual Preferred Stock	7,933,711	7,933,711
7.375% Series E Cumulative Redeemable Perpetual Preferred Stock	4,595,175	4,595,175

A-1

EXHIBIT B**CERTIFICATE OF REPRESENTATIONS AND COVENANTS FOR
OWNERSHIP LIMIT WAIVER**

Global Net Lease, Inc. (the “Company”), as of the date hereof, has the number and classes of Shares authorized, issued and outstanding as set forth in Exhibit A. On the date hereof Nicholas S. Schorsch, on his own behalf and on behalf of the Nicholas S. Schorsch Revocable Agreement of Trust dated October 7, 2011, as Amended, and the Nicholas S. Schorsch 2016 GRAT (BCP) dated September 27, 2016 (collectively, “Mr. Schorsch”) has entered into an “Amended and Restated Ownership Limit Waiver Agreement” that provides Mr. Schorsch with an ownership limit waiver effective as of September 12, 2023 (the “Effective Date”) allowing him to continue as an Excepted Holder (the “Mr. Schorsch Waiver”). Concurrently with the execution of the Mr. Schorsch Waiver, Shelley D. Schorsch, on her own behalf and on behalf of the Shelley D. Schorsch Revocable Agreement of Trust dated October 7, 2011, as Amended (collectively, “SDS”) has entered into an “Amended and Restated Ownership Limit Waiver Agreement” as of the date hereof that provides SDS with an ownership limit waiver, allowing SDS to continue as an Excepted Holder (the “SDS Waiver”). Bellevue Capital Partners, LLC, on its own behalf and on behalf of Global Net Lease Special Limited Partnership, LLC, AR Capital Global Holdings, LLC, AR Global Investments, LLC, American Realty Capital Global II Special LP, LLC, and AR Capital, LLC (collectively, “Bellevue”) entered into an “Ownership Limit Waiver Agreement” dated as of September 12, 2023, that provides Bellevue with an ownership limit waiver effective as of that date, allowing Bellevue to be an Excepted Holder (the “Bellevue Waiver”). As of September 12, 2023, and the date hereof (collectively, the “Determination Dates”), Mr. Schorsch is treated as Beneficially Owning or Constructively Owning Shares held by Bellevue and SDS.

Except where noted otherwise, capitalized terms used but not defined herein shall have the meanings ascribed to them in the Waiver Agreement (as defined below).

Mr. Schorsch hereby certifies and affirms as of each Determination Date, the accuracy of the representations set forth in this Certificate of Representations and Covenants for Ownership Limit Waiver (this “Certificate”) on which the Company will rely with regard to granting the Ownership Limit Waiver for Mr. Schorsch and an Excepted Holder Limit pursuant to that certain Amended and Restated Ownership Limit Waiver Agreement between the Company and Mr. Schorsch, dated as of the date hereof (the “Waiver Agreement”). To the extent that the representations set forth below refer to future conduct, such representations constitute covenants of Mr. Schorsch.

- As of the day immediately prior to each of the Determination Dates, Mr. Schorsch owned 840,199 Shares, and does not Beneficially Own or Constructively Own Shares in excess of the Excepted Holder Limit (as defined in the Waiver Agreement).
- Mr. Schorsch does not know or have reason to know that, as of each of the Determination Dates (taking into account the Bellevue Waiver and the SDS Waiver), any Person (as defined in the Charter) would be in violation of Section 5.7(ii)(a)(I)(A) or (B) of the Charter as a result of Mr. Schorsch’s actual ownership, Beneficial Ownership or Constructive Ownership of Shares. Mr. Schorsch will immediately notify the Company if he knows or has reason to know of such a violation.

3. Commencing with the Effective Date and at all times thereafter during which Mr. Schorsch Beneficially Owns or Constructively Owns an amount of shares of Common Stock in excess of the Aggregate Share Ownership Limit:
- (a) In no event will Mr. Schorsch directly or indirectly own, Beneficially Own or Constructively Own Shares in excess of the Excepted Holder Limit.
 - (b) No Person who is treated as an individual under Section 542(a)(2) of the Code (determined after taking into account Section 856(h) of the Code) actually owns, Beneficially Owns or Constructively Owns, or in the future will actually own, Beneficially Own or Constructively Own, as a result of the Exempt Stock, Shares in excess of the Aggregate Share Ownership Limit, unless, in each case, that Person is an Excepted Holder.

B-2

- (c) Mr. Schorsch will not purchase or acquire, directly or indirectly, any additional Shares in excess of the 840,199 shares of Common Stock that Mr. Schorsch owned as of each Determination Date. Mr. Schorsch will not Beneficially Own or Constructively Own Shares in excess of 31,771,495 Beneficially Owned or Constructively Owned as of each Determination Date.
 - (d) Other than a tenant that is a "taxable REIT subsidiary" of the Company (within the meaning of Section 856(l) of the Code), Mr. Schorsch has not and will not be a tenant of the Company, or actually own, Beneficially Own or Constructively Own an interest in a tenant of the Company (or a tenant of any entity owned or controlled by the Company) if it would cause the Company to actually own, Beneficially Own or Constructively Own, more than a 9.9% interest (as set forth in Section 856(d)(2)(B) of the Code) in such tenant.
4. Mr. Schorsch covenants that, after the date hereof, Mr. Schorsch will promptly notify the Company of the date on which the foregoing representations and covenants are no longer true and correct in all respects, and acknowledges and agrees that, if at any time the foregoing representations and covenants would not be accurate, or if there is an event that would result in the Company being treated as "closely held" within the meaning of Section 856(a)(6) of the Code, or the disqualification of the Company as a real estate investment trust under Section 856(a) of the Code by virtue of actual ownership, Beneficial Ownership or Constructive Ownership, Mr. Schorsch shall comply with applicable provisions as set forth in the Charter and take any and all remedial measures in order to cause the representations and covenants in this Certificate to be accurate and not cause the Company to be treated as "closely held" within the meaning of Section 856(a)(6) of the Code or fail to qualify as a real estate investment trust under Section 856(a) of the Code.
5. Mr. Schorsch understands and acknowledges that:
- (a) The Ownership Limit Waiver and Excepted Holder Limit are for the sole benefit of Mr. Schorsch and may not be assigned or transferred, including by operation of law or in connection with a merger, consolidation, transfer of equity interests or other transaction involving any party benefiting from the Ownership Limit Waiver, by Mr. Schorsch without prior written consent of the Company.
 - (b) The Exempt Stock remains subject to the restrictions and limitations set forth in Sections 5.7(ii)(a)(I)(B) and 5.7(ii)(a)(I)(C) of the Charter.
 - (c) Any violation or attempted violation of the representations and covenants set in this Certificate, or to the extent provided in the Waiver Agreement to which this Certificate is an Exhibit, (or any other action which is contrary to the restrictions on transfer and ownership of Shares set forth in Section 5.7(ii)(a)(I) of the Charter) will result in any Shares that would be actually owned, Beneficially Owned or Constructively Owned by Mr. Schorsch in excess of the Aggregate Share Ownership Limit, and that would otherwise be Exempt Stock, being automatically transferred to a Trust in accordance with Section 5.7(ii)(a)(II) of the Charter.
 - (d) Except as otherwise determined by the Company, to the extent provided in the Waiver Agreement, the Ownership Limit Waiver shall cease to be effective upon the breach of the representations or covenants set forth in this Certificate or in the Waiver Agreement to which it is an Exhibit.
 - (e) All questions concerning the construction, validity and interpretation of this Certificate shall be governed by and construed in accordance with the domestic laws of the State of Maryland, without giving effect to any choice of law or conflict of law provision (whether of the State of Maryland or any other jurisdiction) that would cause the application of the laws of any jurisdiction other than the State of Maryland.

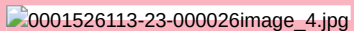
B-3

6. Upon request, Mr. Schorsch shall provide, or cause to be provided, to the Company, such additional information as the Company may reasonably request in order to determine the effect, if any, of the ownership of Shares by Mr. Schorsch on the Company's qualification as a real estate investment trust for U.S. federal income tax purposes.
7. The Company may rely on the representations and covenants contained in this Certificate for purposes of granting Mr. Schorsch the Ownership Limit Waiver.

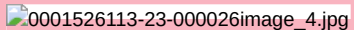
[Signature Page Follows]

B-4

Signed on this November 6, 2023 by Mr. Schorsch

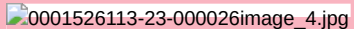
0001526113-23-000026image_4.jpg

Nicholas S. Schorsch on his own behalf

0001526113-23-000026image_4.jpg

Nicholas S. Schorsch on behalf of the Nicholas S. Schorsch Revocable Agreement of Trust dated October 7, 2011, as Amended

Date:

0001526113-23-000026image_4.jpg

Francis J. Mirabello on behalf of the Nicholas S. Schorsch 2016 GRAT (BCP) dated September 27, 2016.

Date:

B-5

EXHIBIT 10.17

AMENDED AND RESTATED OWNERSHIP LIMIT WAIVER AGREEMENT

THIS AMENDED AND RESTATED OWNERSHIP LIMIT WAIVER AGREEMENT

(this "**Agreement**"), dated as of November 6, 2023, is between Global Net Lease, Inc., a Maryland corporation (the "**Company**"), and Shelley D. Schorsch, on her own behalf and on behalf of the Shelley D. Schorsch Revocable Agreement of Trust dated October 7, 2011, as Amended (collectively, "**Mrs. Schorsch**"). Except where noted otherwise, capitalized terms used but not defined herein shall have the meanings ascribed to them in the Company's charter, as amended and restated through the date hereof and as presently in effect (the "**Charter**").

RECITALS

WHEREAS, as of the date hereof, the Company has the number and classes of Shares authorized, issued and outstanding as set forth in **Exhibit A** hereto.

WHEREAS, Section 5.7 of the Charter (as amended through the date hereof) contains a limitation on the ownership of Shares, which prohibits any Person from Beneficially Owning or Constructively Owning more than 8.8% in value of the aggregate of the outstanding Shares (the "Overall Limit") and more than 8.8% (in value or in number of shares, whichever is more restrictive) of any class or series of Shares (the "Series Limit," and collectively with the Overall Limit, the "Aggregate Share Ownership Limit"), except as otherwise waived by the Company. These restrictions are designed to ensure the Company's continued qualification as a real estate investment trust under the Internal Revenue Code of 1986, as amended (the "Code").

WHEREAS, Mrs. Schorsch and the Company entered into an "Ownership Limit Waiver Agreement," dated as of September 12, 2023 (the "Initial Waiver Agreement"), that provides Mrs. Schorsch with an ownership limit waiver effective as of the Determination Date (as defined in the Initial Waiver Agreement), allowing Mrs. Schorsch to be an Excepted Holder.

WHEREAS, in connection with the Initial Waiver Agreement, Bellevue Capital Partners, LLC, on its own behalf and on behalf of Global Net Lease Special Limited Partnership, LLC, AR Capital Global Holdings, LLC, AR Global Investments, LLC, American Realty Capital Global II Special LP, LLC, and AR Capital, LLC (collectively, "Bellevue") entered into an "Ownership Limit Waiver Agreement" dated as of September 12, 2023, that provides Bellevue with an ownership limit waiver effective as of that date, allowing Bellevue to be an Excepted Holder (the "Bellevue Waiver"). WHEREAS, effective as of the date hereof, Mrs. Schorsch and the Company desire to amend and restate the Initial Waiver Agreement, and to enter into this Agreement in lieu thereof, which supersedes and replaces the Initial Waiver Agreement in its entirety.

WHEREAS, in connection with this Agreement, Mrs. Schorsch will make the representations and covenants set forth in the Certificate of Representations and Covenants, attached hereto as Exhibit B.

WHEREAS, concurrently with the execution of this Agreement, Nicholas S. Schorsch, on his own behalf and on behalf of the Nicholas S. Schorsch Revocable Agreement of Trust dated October 7, 2011, as Amended, and the Nicholas S. Schorsch 2016 GRAT (BCP) dated September 27, 2016 (collectively, "NSS") has entered into an "Amended and Restated Ownership Limit Waiver Agreement" as of the date hereof that provides NSS with an ownership limit waiver effective as of the Determination Dates (as defined below), allowing NSS to continue as an Excepted Holder.

WHEREAS, the Board has been advised by counsel to Bellevue that, on September 9, 2023, Bellevue redeemed the ownership interests of a third party (the "Redemption") which had the effect of increasing Mrs. Schorsch's ownership percentage in Bellevue and thus increasing the percentage of the outstanding shares of Common Stock that Mrs. Schorsch Beneficially Owns or Constructively Owns.

WHEREAS, the Redemption did not change the number shares of Common Stock owned by Bellevue as of September 12, 2023.

WHEREAS, as of September 12, 2023, and the date hereof (collectively, the "Determination Dates"), Mrs. Schorsch is treated as Beneficially Owning or Constructively Owning Shares held by NSS and Bellevue.

D-1

WHEREAS, the Shelley D. Schorsch Revocable Agreement of Trust dated October 7, 2011, as Amended, is a grantor trust for U.S. federal income tax purposes.

WHEREAS, as of the day immediately prior to each of the Determination Dates, Mrs. Schorsch owned 89,264 Shares.

WHEREAS, as of the day immediately prior to each of the Determination Dates, NSS owned 840,199 Shares.

WHEREAS, as of the day immediately prior to each of the Determination Dates, Bellevue owned 34,268,924 Shares.

WHEREAS, Mrs. Schorsch has requested a waiver of the Aggregate Share Ownership Limit.

WHEREAS, the Ownership Limit Waiver (as defined below) shall be effective as of September 12, 2023 (the "Effective Date").

WHEREAS, pursuant to Section 5.7(ii)(g)(I) of the Charter, the Company has adopted resolutions approving Mrs. Schorsch's exemption from the Aggregate Share Ownership Limit on the terms and conditions hereinafter set forth.

NOW, THEREFORE, the parties, intending to be legally bound, in reliance on the representations set forth in the Certificate (as defined below), hereby agree as follow:

AGREEMENT

1. WAIVER OF OWNERSHIP LIMIT

1.1 The Company hereby waives the application of the Aggregate Share Ownership Limit contained in Section 5.7(ii)(a)(I)(A)(1) of the Charter to permit Mrs. Schorsch to Beneficially Own or Constructively Own shares of Common Stock (collectively, the "Exempt Stock"), subject to an increased Series Limit for the

Common Stock of 13.8% and an increased Overall Limit of 13.8% (the "Excepted Holder Limit") from and after the Effective Date (collectively the "Ownership Limit Waiver").

1.2 The Ownership Limit Waiver and Excepted Holder Limit granted by this Section 1 is granted solely to Mrs. Schorsch. Any Transfer of the Exempt Stock held by Mrs. Schorsch shall cause any such Shares to no longer be subject to this Ownership Limit Waiver and any such Shares shall be subject to the Aggregate Share Ownership Limit as of the date of such Transfer.

1.3 The Ownership Limit Waiver and Excepted Holder Limit granted by this Section 1 only grant Mrs. Schorsch the right to Beneficially Own or Constructively Own Shares up to the Excepted Holder Limit. As of the day immediately prior to each of the Determination Dates, Mrs. Schorsch owned 89,264 Shares, and Beneficially Owned or Constructively Owned 31,771,495 Shares. Mrs. Schorsch shall not, so long as this Agreement remains in place, (i) acquire, directly or indirectly, any additional Shares, or (ii) Beneficially Own or Constructively Own Shares in excess of the Excepted Holder Limit.

1.4 Except as specifically provided in Section 1.1, this Agreement does not waive any restrictions or limitations set forth in Section 5.7 of the Charter as they apply to Mrs. Schorsch or other Shares Beneficially Owned or Constructively Owned by any person, other than Mrs. Schorsch. For the avoidance of doubt, this Agreement also does not modify Section 5.7(ii)(a)(I)(B) and (II) of the Charter in any respect.

2. LIMITATIONS AND OTHER MATTERS

2.1 In no event shall the Ownership Limit Waiver permit any Individual's Beneficial Ownership or Constructive Ownership of Shares to exceed, at any time, the Aggregate Share Ownership Limit of Section 5.7(i) of the Charter as determined without regard to any provisions of this Agreement, unless and to the extent such Individual is an Excepted Holder. For the purpose of this Agreement, "Individual" has the meaning provided in Section 542(a)(2) of the Code, as modified by Section 856(h)(3) of the Code.

D-2

2.2 For the Ownership Limit Waiver to be effective, Mrs. Schorsch must execute a counterpart signature page to this Agreement and complete and make the representations and covenants set forth in the Certificate of Representations and Covenants, the form of which is attached hereto as Exhibit B (the "Certificate"), and must deliver such Certificate to the Company. Except as otherwise determined by the Company, the Ownership Limit Waiver shall cease to be effective upon any breach of the representations or covenants set forth herein or in the Certificate. In addition, if the Ownership Limit Waiver ceases to be effective as a result of the operation of the preceding sentence, the Shares that would otherwise be in excess of the Aggregate Share Ownership Limit shall be deemed to have been transferred to a Trust (as such term is defined in the Charter) in accordance with 5.7(ii)(a)(II) of the Charter.

2.3 Mrs. Schorsch shall deliver to the Company, at such times as may reasonably be requested by the Company (it being acknowledged that the Company may reasonably make such request on at least a calendar quarterly basis), a certificate signed by Mrs. Schorsch to the effect that Mrs. Schorsch has complied and expects to continue to comply with its representations and covenants set forth in this Agreement and the Certificate. If so requested by the Company, Mrs. Schorsch will reasonably cooperate with the Company in investigating any direct or indirect relationship that Mrs. Schorsch may have with the Company's tenants or "independent contractors" (within the meaning of Section 856(d)(3) of the Code).

2.4 This Ownership Limit Waiver shall automatically be deemed to have been revoked (prospectively or, as necessary in order to protect the Company's qualification as a real estate investment trust under the Code, retroactively) without any further action if the Company determines, in its sole discretion, that the Company's ability to qualify and maintain its qualification as a real estate investment trust pursuant to Section 856 et seq. of the Code is reasonably likely to be jeopardized by the Ownership Limit Waiver, or in fact the Ownership Limit Waiver would jeopardize such qualification. The Company shall promptly notify Mrs. Schorsch in the event that it has been determined that the Ownership Limit Waiver has been revoked pursuant to this Section 2.4.

3. TERM

3.1 The term of this Agreement shall commence as of the Effective Date, and shall terminate on the earliest of (i) with respect to Mrs. Schorsch, the earliest date on which Mrs. Schorsch does not Beneficially Own or Constructively Own Shares in excess of the Aggregate Share Ownership Limit; (ii) the earliest date on which any of the conditions set forth in Sections 1 or 2 of this Agreement are no longer true or accurate, or otherwise have been violated; (iii) with respect to Mrs. Schorsch, the earliest date on which any of the representations, warranties, agreements, or undertakings made in the Certificate (without giving effect to any qualifications as to knowledge) are no longer true; (iv) the earliest date on which the Company makes the determination set forth in Section 2.4 of this Agreement; (v) the earliest date on which Mrs. Schorsch acquires, directly or indirectly, Beneficial Ownership or Constructive Ownership of any additional Shares in excess of the aggregate of the number of Shares that Mrs. Schorsch, directly or indirectly, Beneficially Owned or Constructively Owned, as of the day immediately prior to each of the Determination Dates; or (vi) the date on which the Bellevue Waiver has been terminated.

4. MISCELLANEOUS

4.1 All questions concerning the construction, validity and interpretation of this Agreement shall be governed by and construed in accordance with the domestic laws of the State of Maryland, without giving effect to any choice of law or conflict of law provision (whether of the State of Maryland or any other jurisdiction) that would cause the application of the laws of any jurisdiction other than the State of Maryland.

4.2 This Agreement may be signed by the parties in separate counterparts, each of which when so signed and delivered shall be an original, but all such counterparts shall together constitute one and the same instrument.

D-3

4.3 All references to any Code provision shall be deemed to include any successor provisions of the Code and any regulatory, judicial or administrative amendment or interpretation of such statutory provisions.

4.4 The Recitals to this Agreement are incorporated into and are deemed a part of this Agreement.

[Signature Page Follows]

D-4

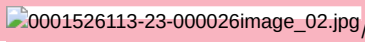
Each of the parties has, to the extent it is an entity, caused this Agreement to be signed by its duly authorized officers as of the date set forth in the introductory paragraph hereof.

THE COMPANY

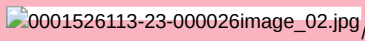
Global Net Lease, Inc.

By: /s/ Jesse C. Galloway Name: Jesse C. Galloway
Title: Authorized Signatory
Date: November 6, 2023

Mrs. Schorsch

 /s/ Shelley D. Schorsch

Shelley D. Schorsch on her own behalf

 /s/ Shelley D. Schorsch

Shelley D. Schorsch on behalf of the Shelley D. Schorsch Revocable Agreement of Trust dated October 7, 2011, as Amended

Date: November 6, 2023

[Signature Page to Ownership Limit Waiver Agreement]

D-5

EXHIBIT A**COMPANY SHARES AUTHORIZED, ISSUED AND OUTSTANDING**

<i>Class of Shares</i>	<i>Shares Authorized</i>	<i>Shares Issued and Outstanding</i>
Common Stock	250,000,000	230,129,233
7.25% Series A Cumulative Redeemable Preferred Stock	9,959,650	6,799,467
6.875% Series B Cumulative Redeemable Perpetual Preferred Stock	11,450,000	4,695,887
7.50% Series D Cumulative Redeemable Perpetual Preferred Stock	7,933,711	7,933,711
7.375% Series E Cumulative Redeemable Perpetual Preferred Stock	4,595,175	4,595,175

A-1

EXHIBIT B**CERTIFICATE OF REPRESENTATIONS AND COVENANTS FOR
OWNERSHIP LIMIT WAIVER**

Global Net Lease, Inc. (the "**Company**"), as of the date hereof, has the number and classes of Shares authorized, issued and outstanding as set forth in **Exhibit A**. On the date hereof, Shelley D. Schorsch, on her own behalf and on behalf of the Shelley D. Schorsch Revocable Agreement of Trust dated October 7, 2011, as Amended (collectively, "**SDS**") has entered into an "Amended and Restated Ownership Limit Waiver Agreement" effective as of September 12, 2023 (the "**Effective Date**") that provides SDS with an ownership limit waiver, allowing SDS to continue as an Excepted Holder (the "**SDS Waiver**"). Concurrently with the execution of the SDS Waiver, Nicholas S. Schorsch, on his own behalf and on behalf of the Nicholas S. Schorsch Revocable Agreement of Trust dated October 7, 2011, as Amended, and the Nicholas S. Schorsch 2016 GRAT (BCP) dated September 27, 2016 (collectively, "**NSS**") has entered into an "Amended and Restated Ownership Limit Waiver Agreement" dated as of the date hereof, that provides NSS with an ownership limit waiver effective as of the Effective Date, allowing NSS to continue as an Excepted Holder (the "**NSS Waiver**"). Bellevue Capital Partners, LLC, on its own behalf and on behalf of Global Net Lease Special Limited Partnership, LLC, AR Capital Global Holdings, LLC, AR Global Investments, LLC, American Realty Capital Global II Special LP, LLC, and AR Capital, LLC (collectively, "**Bellevue**") entered into an "Ownership Limit Waiver Agreement" dated as of September 12, 2023, that provides Bellevue with an ownership limit waiver effective as of that date, allowing Bellevue to be an Excepted Holder (the "**Bellevue Waiver**"). As of September 12, 2023, and the date hereof (collectively, the "**Determination Dates**"), SDS is treated as Beneficially Owning or Constructively Owning Shares held by Bellevue and NSS.

Except where noted otherwise, capitalized terms used but not defined herein shall have the meanings ascribed to them in the Waiver Agreement (as defined below).

SDS hereby certifies and affirms as of each Determination Date, the accuracy of the representations set forth in this Certificate of Representations and Covenants for Ownership Limit Waiver (this "**Certificate**") on which the Company will rely with regard to granting the Ownership Limit Waiver for SDS and an Excepted Holder Limit pursuant to that certain Amended and Restated Ownership Limit Waiver Agreement between the Company and SDS, dated as of the date hereof (the "**Waiver Agreement**"). To the extent that the representations set forth below refer to future conduct, such representations constitute covenants of SDS.

1. As of the day immediately prior to each of the Determination Dates, SDS owned 89,264 Shares, and does not Beneficially Own or Constructively Own Shares in excess of the Excepted Holder Limit (as defined in the Waiver Agreement).

2. SDS does not know or have reason to know that, as of each of the Determination Dates (taking into account the Bellevue Waiver and the NSS Waiver), any Person (as defined in the Charter) would be in violation of Section 5.7(ii)(a)(I)(A) or (B) of the Charter as a result of SDS's actual ownership, Beneficial Ownership or Constructive Ownership of Shares. SDS will immediately notify the Company if she knows or has reason to know of such a violation.
3. Commencing with the Effective Date and at all times thereafter during which SDS Beneficially Owns or Constructively Owns an amount of shares of Common Stock in excess of the Aggregate Share Ownership Limit:
- (a) In no event will SDS directly or indirectly own, Beneficially Own or Constructively Own Shares in excess of the Excepted Holder Limit.
 - (b) No Person who is treated as an individual under Section 542(a)(2) of the Code (determined after taking into account Section 856(h) of the Code) actually owns, Beneficially Owns or Constructively Owns, or in the future will actually own, Beneficially Own or Constructively Own, as a result of the Exempt Stock, Shares in excess of the Aggregate Share Ownership Limit, unless, in each case, that Person is an Excepted Holder.

B-1

- (c) SDS will not purchase or acquire, directly or indirectly, any additional Shares in excess of the 89,264 shares of Common Stock that SDS owned as of each Determination Date. SDS will not Beneficially Own or Constructively Own Shares in excess of 31,771,495 Beneficially Owned or Constructively Owned as of each Determination Date.
 - (d) Other than a tenant that is a "taxable REIT subsidiary" of the Company (within the meaning of Section 856(l) of the Code), SDS has not and will not be a tenant of the Company, or actually own, Beneficially Own or Constructively Own an interest in a tenant of the Company (or a tenant of any entity owned or controlled by the Company) if it would cause the Company to actually own, Beneficially Own or Constructively Own, more than a 9.9% interest (as set forth in Section 856(d)(2)(B) of the Code) in such tenant.
4. SDS covenants that, after the date hereof, SDS will promptly notify the Company of the date on which the foregoing representations and covenants are no longer true and correct in all respects, and acknowledges and agrees that, if at any time the foregoing representations and covenants would not be accurate, or if there is an event that would result in the Company being treated as "closely held" within the meaning of Section 856(a)(6) of the Code, or the disqualification of the Company as a real estate investment trust under Section 856(a) of the Code by virtue of actual ownership, Beneficial Ownership or Constructive Ownership, SDS shall comply with applicable provisions as set forth in the Charter and take any and all remedial measures in order to cause the representations and covenants in this Certificate to be accurate and not cause the Company to be treated as "closely held" within the meaning of Section 856(a)(6) of the Code or fail to qualify as a real estate investment trust under Section 856(a) of the Code.
5. SDS understands and acknowledges that:
- (a) The Ownership Limit Waiver and Excepted Holder Limit are for the sole benefit of SDS and may not be assigned or transferred, including by operation of law or in connection with a merger, consolidation, transfer of equity interests or other transaction involving any party benefiting from the Ownership Limit Waiver, by SDS without prior written consent of the Company.
 - (b) The Exempt Stock remains subject to the restrictions and limitations set forth in Sections 5.7(ii)(a)(I)(B) and 5.7(ii)(a)(I)(C) of the Charter.
 - (c) Any violation or attempted violation of the representations and covenants set in this Certificate, or to the extent provided in the Waiver Agreement to which this Certificate is an Exhibit, (or any other action which is contrary to the restrictions on transfer and ownership of Shares set forth in Section 5.7(ii)(a)(I) of the Charter) will result in any Shares that would be actually owned, Beneficially Owned or Constructively Owned by SDS in excess of the Aggregate Share Ownership Limit, and that would otherwise be Exempt Stock, being automatically transferred to a Trust in accordance with Section 5.7(ii)(a)(II) of the Charter.
 - (d) Except as otherwise determined by the Company, to the extent provided in the Waiver Agreement, the Ownership Limit Waiver shall cease to be effective upon the breach of the representations or covenants set forth in this Certificate or in the Waiver Agreement to which it is an Exhibit.
 - (e) All questions concerning the construction, validity and interpretation of this Certificate shall be governed by and construed in accordance with the domestic laws of the State of Maryland, without giving effect to any choice of law or conflict of law provision (whether of the State of Maryland or any other jurisdiction) that would cause the application of the laws of any jurisdiction other than the State of Maryland.

6. Upon request, SDS shall provide, or cause to be provided, to the Company, such additional information as the Company may reasonably request in order to determine the effect, if any, of

B-2

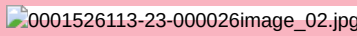
the ownership of Shares by SDS on the Company's qualification as a real estate investment trust for U.S. federal income tax purposes.

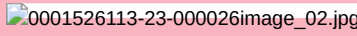
7. The Company may rely on the representations and covenants contained in this Certificate for purposes of granting SDS the Ownership Limit Waiver.

[Signature Page Follows]

B-3

Signed on this November 6, 2023 by Mrs. Schorsch

 /s/ Shelley D. Schorsch
Shelley D. Schorsch on her own behalf

 /s/ Shelley D. Schorsch
Shelley D. Schorsch on behalf of the Shelley D. Schorsch Revocable Agreement of Trust dated October 7, 2011, as Amended

Date: November 6, 2023

B-4

EXHIBIT 10.18

OWNERSHIP LIMIT WAIVER AGREEMENT

THIS OWNERSHIP LIMIT WAIVER AGREEMENT (this "Agreement"), dated as of September 12, 2023, is between Global Net Lease, Inc., a Maryland corporation (the "Company"), and Bellevue Capital Partners, LLC, on its own behalf and on behalf of Global Net Lease Special Limited Partnership, LLC, AR Capital Global Holdings, LLC, AR Global Investments, LLC, American Realty Capital Global II Special LP, LLC, and AR Capital, LLC (collectively, "Bellevue"). Except where noted otherwise, capitalized terms used but not defined herein shall have the meanings ascribed to them in the Company's charter, as amended and restated through the date hereof and as presently in effect (the "Charter").

RECITALS

WHEREAS, as of the date hereof, the Company has the number and classes of Shares authorized, issued and outstanding as set forth in Exhibit A.

WHEREAS, Section 5.7 of the Charter contains a limitation on the ownership of Shares, which prohibits any Person from Beneficially Owning or Constructively Owning more than 8.9% in value of the aggregate of the outstanding Shares (the "Overall Limit") and more than 8.9% (in value or in number of shares, whichever is more restrictive) of any class or series of Shares (the "Series Limit," and collectively with the Overall Limit, the "Aggregate Share Ownership Limit"), except as otherwise waived by the Company. These restrictions are designed to ensure the Company's continued qualification as a real estate investment trust under the Internal Revenue Code of 1986, as amended (the "Code").

WHEREAS, concurrently with the execution of this Agreement, Nicholas S. Schorsch, on his own behalf and on behalf of the Nicholas S. Schorsch Revocable Agreement of Trust dated October 7, 2011, as Amended, and the Nicholas S. Schorsch 2016 GRAT (BCP) dated September 27, 2016 (collectively, "NSS") has entered into an "Ownership Limit Waiver Agreement" as of the date hereof that provides NSS with an ownership limit waiver effective as of the Determination Date (as defined below), allowing NSS to be an Excepted Holder.

WHEREAS, concurrently with the execution of this Agreement, Shelley D. Schorsch, on her own behalf and on behalf of the Shelley D. Schorsch Revocable Agreement of Trust dated October 7, 2011, as Amended (collectively, "SDS") has entered into an "Ownership Limit Waiver Agreement" as of the date hereof that provides SDS with an ownership limit waiver effective as of the Determination Date, allowing SDS to be an Excepted Holder.

WHEREAS, as of the Determination Date, Bellevue will be treated as Beneficially Owning or Constructively Owning Shares and shares of RTL (as defined in the Internalization Merger Agreement (as defined below)) stock held by NSS and SDS.

WHEREAS, as of the day immediately prior to the Determination Date, Bellevue actually owns 35,900 Shares, 2,500 GNL LTIP Units (as defined in the Internalization Merger Agreement), 4,444 shares of RTL stock, and 8,528,885 RTL LTIP Units (as defined in the Internalization Merger Agreement).

WHEREAS, the Company and AR Global Investments, LLC (among others) are parties to an agreement and plan of merger, dated as of May 23, 2023 (the "Internalization Merger Agreement"), pursuant to which 29,614,825 Shares will be issued to Bellevue upon consummation of the transactions contemplated by the Internalization Merger Agreement.

WHEREAS, the Company and RTL (among others) are parties to an agreement and plan of merger, dated as of May 23, 2023 (the "GNL-RTL Merger Agreement"), pursuant to which 2,977.48 Shares will be issued to Bellevue and 613,886.16 Shares will be issued to NSS and SDS (in the aggregate) upon consummation of the transactions contemplated by the GNL-RTL Merger Agreement.

WHEREAS, each of Global Net Lease Special Limited Partnership, LLC, AR Capital Global

Holdings, LLC, AR Global Investments, LLC, American Realty Capital Global II Special LP, LLC, and AR Capital, LLC is an entity disregarded as separate from Bellevue Capital Partners, LLC for U.S. federal income tax purposes.

WHEREAS, Bellevue has requested a waiver of the Aggregate Share Ownership Limit.

WHEREAS, the Ownership Limit Waiver (as defined below) shall be effective as of the date of this Agreement (the "Determination Date").

WHEREAS, pursuant to Section 5.7(ii)(g)(I) of the Charter, the Company has adopted resolutions approving Bellevue's exemption from the Aggregate Share Ownership Limit on the terms and conditions hereinafter set forth.

NOW, THEREFORE, the parties, intending to be legally bound, in reliance on the representations set forth in the Certificate (as defined below), hereby agree as follow:

AGREEMENT

1. WAIVER OF OWNERSHIP LIMIT

1.1 The Company hereby waives the application of the Aggregate Share Ownership Limit contained in Section 5.7(ii)(a)(I)(A)(1) of the Charter to permit Bellevue to Beneficially Own or Constructively Own shares of Common Stock (collectively, the "Exempt Stock"), subject to an increased Series Limit for the Common Stock of 15.3% and an increased Overall Limit of 15.3% (the "ExceptedHolder Limit") from and after the Determination Date (collectively the "Ownership Limit Waiver").

1.2 The Ownership Limit Waiver and Excepted Holder Limit granted by this Section 1 is granted solely to Bellevue. Any Transfer of the Exempt Stock held by Bellevue shall cause any such Shares to no longer be subject to this Ownership Limit Waiver and any such Shares shall be subject to the Aggregate Share Ownership Limit as of the date of such Transfer.

1.3 The Ownership Limit Waiver and Excepted Holder Limit granted by this Section 1 only grant Bellevue the right to Beneficially Own or Constructively Own Shares up to the Excepted Holder Limit. As of the day immediately prior to Determination Date, Bellevue actually owns 35,900 Shares, 2,500 GNL LTIP Units, 4,444 shares of RTL stock and 8,528,885 RTL LTIP Units, and Bellevue shall not, so long as this Agreement remains in place, acquire, directly or

indirectly, any additional Shares, or Beneficially Own or Constructively Own Shares, other than by reason of the transactions contemplated by the Internalization Merger Agreement and the GNL-RTL Merger Agreement, or any conversion of GNL LTIP Units into Shares.

1.4 Except as specifically provided in [Section 1.1](#), this Agreement does not waive any restrictions or limitations set forth in Section 5.7 of the Charter as they apply to Bellevue or other Shares Beneficially Owned or Constructively Owned by any person, other than Bellevue. For the avoidance of doubt, this Agreement also does not modify Section 5.7(ii)(a)(I)(B) and (II) of the Charter in any respect.

2. LIMITATIONS AND OTHER MATTERS

2.1 In no event shall the Ownership Limit Waiver permit any Individual's Beneficial Ownership or Constructive Ownership of Shares to exceed, at any time, the Aggregate Share Ownership Limit of Section 5.7(i) of the Charter as determined without regard to any provisions of this Agreement, unless and to the extent such Individual is an Excepted Holder. For the purpose of this Agreement, "Individual" has the meaning provided in Section 542(a)(2) of the Code, as modified by Section 856(h)(3) of the Code.

2.2 For the Ownership Limit Waiver to be effective, Bellevue must execute a counterpart signature page to this Agreement and complete and make the representations and covenants set forth in the

Certificate of Representations and Covenants, the form of which is attached hereto as [Exhibit B](#) (the "[Certificate](#)"), and must deliver such Certificate to the Company. Except as otherwise determined by the Company, the Ownership Limit Waiver shall cease to be effective upon any breach of the representations or covenants set forth herein or in the Certificate. In addition, if the Ownership Limit Waiver ceases to be effective as a result of the operation of the preceding sentence, the Shares that would otherwise be in excess of the Aggregate Share Ownership Limit shall be deemed to have been transferred to a Trust (as such term is defined in the Charter) in accordance with 5.7(ii)(a)(II) of the Charter.

2.3 Bellevue shall deliver to the Company, at such times as may reasonably be requested by the Company (it being acknowledged that the Company may reasonably make such request on at least a calendar quarterly basis), a certificate signed by Bellevue to the effect that Bellevue has complied and expects to continue to comply with its representations and covenants set forth in this Agreement and the Certificate. If so requested by the Company, Bellevue will reasonably cooperate with the Company in investigating any direct or indirect relationship that Bellevue may have with the Company's tenants or "independent contractors" (within the meaning of Section 856(d)(3) of the Code).

2.4 This Ownership Limit Waiver shall automatically be deemed to have been revoked (prospectively or, as necessary in order to protect the Company's qualification as a real estate investment trust under the Code, retroactively) without any further action if the Company determines, in its sole discretion, that the Company's ability to qualify and maintain its qualification as a real estate investment trust pursuant to Section 856 et seq. of the Code is reasonably likely to be jeopardized by the Ownership Limit Waiver, or in fact the Ownership Limit Waiver would jeopardize such qualification. The Company shall promptly notify Bellevue in the event that it has been determined that the Ownership Limit Waiver has been revoked pursuant to this [Section 2.4](#).

3. TERM

3.1 The term of this Agreement shall commence as of the Determination Date, and shall terminate on the earliest of (i) with respect to Bellevue, the earliest date on which Bellevue does not Beneficially Own or Constructively Own Shares in excess of the Aggregate Share Ownership Limit; (ii) the earliest date on which any of the conditions set forth in [Sections 1](#) or [2](#) of this Agreement are no longer true or accurate, or otherwise have been violated; (iii) with respect to Bellevue, the earliest date on which any of the representations, warranties, agreements, or undertakings made in the Certificate (without giving effect to any qualifications as to knowledge) are no longer true, as of such date; (iv) the earliest date on which the Company makes the determination set forth in [Section 2.4](#) of this Agreement; or (v) the earliest date on which Bellevue acquires actual ownership of any additional Shares in excess of the aggregate of the number of Shares that Bellevue actually owns as of the day immediately prior to the Determination Date and the number of Shares that Bellevue may acquire pursuant to the Internalization Merger Agreement, the GNL-RTL Merger Agreement or any conversion of GNL LTIP Units into Shares.

4. MISCELLANEOUS

4.1 All questions concerning the construction, validity and interpretation of this Agreement shall be governed by and construed in accordance with the domestic laws of the State of Maryland, without giving effect to any choice of law or conflict of law provision (whether of the State of Maryland or any other jurisdiction) that would cause the application of the laws of any jurisdiction other than the State of Maryland.

4.2 This Agreement may be signed by the parties in separate counterparts, each of which when so signed and delivered shall be an original, but all such counterparts shall together constitute one and the same instrument.

4.3 All references to any Code provision shall be deemed to include any successor provisions of the Code and any regulatory, judicial or administrative amendment or interpretation of such statutory

provisions.

4.4 The Recitals to this Agreement are incorporated into and are deemed a part of this Agreement.

[Signature Page Follows]

Each of the parties has, to the extent it is an entity, caused this Agreement to be signed by its duly authorized officers as of the date set forth in the introductory paragraph hereof.

THE COMPANY

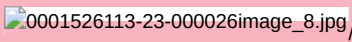
Global Net Lease, Inc.

By: /s/ James Nelson Name: James Nelson
Title: Chief Executive Officer

Bellevue Capital Partners, LLC

 /s/ Michael Anderson

Name: Michael Anderson Title: Authorized Signatory

 /s/ Michael Anderson

Michael Anderson on behalf of on behalf of Global Net Lease Special Limited Partnership, LLC

 /s/ Michael Anderson

Michael Anderson on behalf of on behalf of AR Capital Global Holdings, LLC

 /s/ Michael Anderson

Michael Anderson on behalf of on behalf of AR Global Investments, LLC

 /s/ Michael Anderson

Michael Anderson on behalf of on behalf of American Realty Capital Global II Special LP, LLC

 /s/ Michael Anderson

Michael Anderson on behalf of on behalf of AR Capital, LLC

[Signature Page to Ownership Limit Waiver Agreement]

EXHIBIT A

COMPANY SHARES AUTHORIZED, ISSUED AND OUTSTANDING

Class of Shares	Shares Authorized	Shares Issued and Outstanding
Common Stock	250,000,000	230,542,654
7.25% Series A Cumulative Redeemable Preferred Stock	9,959,650	6,799,467
6.875% Series B Cumulative Redeemable Perpetual Preferred Stock	11,450,000	4,695,887
7.50% Series D Cumulative Redeemable Perpetual Preferred Stock	7,933,711	7,933,711
7.375% Series E Cumulative Redeemable Perpetual Preferred Stock	4,595,175	4,595,175

EXHIBIT B

CERTIFICATE OF REPRESENTATIONS AND COVENANTS FOR OWNERSHIP LIMIT WAIVER

Global Net Lease, Inc. (the "Company"), as of the date hereof, the Company has the number and classes of Shares authorized, issued and outstanding as set forth in Exhibit A. Bellevue Capital Partners, LLC, on its own behalf and on behalf of Global Net Lease Special Limited Partnership, LLC, AR Capital Global Holdings, LLC, AR Global Investments, LLC, American Realty Capital Global II Special LP, LLC, and AR Capital, LLC (collectively, "Bellevue") has entered into an Ownership Limit Waiver Agreement as of the date hereof that provides it with an ownership limit waiver effective as of the Determination Date (as defined below) allowing it to be an Excepted Holder (the "Bellevue Waiver"). Concurrently with the execution of the Bellevue Waiver, Nicholas S. Schorsch, on his own behalf and on behalf of the Nicholas S. Schorsch Revocable Agreement of Trust dated October 7, 2011, as Amended, and the Nicholas S. Schorsch 2016 GRAT (BCP) dated September 27, 2016 (collectively, "NSS") has entered into an "Ownership Limit Waiver Agreement" as of the date hereof that provides NSS with an ownership limit waiver effective as of the Determination Date, allowing NSS to be an Excepted Holder (the "NSS Waiver"). Concurrently with the execution of the Bellevue Waiver, Shelley D. Schorsch, on her own behalf and on behalf of the Shelley D. Schorsch Revocable Agreement of Trust dated October 7, 2011, as Amended (collectively, "SDS")

has entered into an "Ownership Limit Waiver Agreement" as of the date hereof that provides SDS with an ownership limit waiver effective as of the Determination Date, allowing SDS to be an Excepted Holder (the "SDS Waiver"). As of the Determination Date, Bellevue is treated as Beneficially Owning or Constructively Owning Shares and shares of RTL (as defined in the Internalization Merger Agreement (as defined below)) stock held by NSS and SDS.

The Company and AR Global Investments, LLC (among others) are parties to an agreement and plan of merger, dated as of May 23, 2023 (the "Internalization Merger Agreement"), pursuant to which 29,614,825 Shares will be issued to Bellevue upon consummation of the transactions contemplated by the Internalization Merger Agreement. The Company and RTL (among others) are parties to an agreement and plan of merger, dated as of May 23, 2023 (the "GNL-RTL Merger Agreement"), pursuant to which 2,977.48 Shares will be issued to Bellevue and 613,886.16 Shares will be issued to NSS and SDS (in the aggregate) upon consummation of the transactions contemplated by the GNL-RTL Merger Agreement.

Except where noted otherwise, capitalized terms used but not defined herein shall have the meanings ascribed to them in the Waiver Agreement (as defined below).

The undersigned authorized signatories on behalf of Bellevue hereby certify and affirm as of the date hereof (the "Determination Date"), the accuracy of the representations set forth in this Certificate of Representations and Covenants for Ownership Limit Waiver (this "Certificate") on which the Company will rely with regard to granting the Ownership Limit Waiver for Bellevue and an Excepted Holder Limit pursuant to that certain Ownership Limit Waiver Agreement between the Company and Bellevue, dated as of the date hereof (the "Waiver Agreement"). To the extent that the representations set forth below refer to future conduct, such representations constitute covenants of Bellevue.

1. As of the day immediately prior to the Determination Date, Bellevue actually owns 35,900 Shares, 2,500 GNL LTIP Units (as defined in the Internalization Merger Agreement), 4,444 shares of RTL stock, and 8,528,885 RTL LTIP Units (as defined in the Internalization Merger Agreement), and does not Beneficially Own or Constructively Own Shares in excess of the Aggregate Share Ownership Limit (as in effect on the date immediately prior to the Determination Date).
2. Bellevue does not know or have reason to know that, as of the Determination Date (taking into account the NSS Waiver and the SDS Waiver), any Person (as defined in the Charter) would be in violation of Section 5.7(ii)(a)(I)(A) or (B) of the Charter as a result of Bellevue's actual ownership, Beneficial Ownership or Constructive Ownership of Shares. Bellevue will immediately notify the Company if it knows or has reason to know of such a violation.
3. Commencing with the Determination Date and at all times thereafter during which Bellevue Beneficially Owns or Constructively Owns an amount of shares of Common Stock in excess of the Aggregate Share Ownership Limit:
 - (a) In no event will Bellevue actually own, Beneficially Own or Constructively Own Shares in excess of the Excepted Holder Limit.
 - (b) No Person who is treated as an individual under Section 542(a)(2) of the Code (determined after taking into account Section 856(h) of the Code) actually owns, Beneficially Owns or Constructively Owns, or in the future will actually own, Beneficially Own or Constructively Own, as a result of Bellevue's Exempt Stock, Shares in excess of the Aggregate Share Ownership Limit, unless, in each case, that Person is an Excepted Holder.
 - (c) Bellevue will not purchase or acquire, directly or indirectly, any additional Shares in excess of the 35,900 shares of Common Stock that Bellevue owns as of the day immediately prior to the Determination Date and any additional Shares that Bellevue may acquire pursuant to the Internalization Merger Agreement, the GNL-RTL Merger Agreement or any conversion of GNL LTIP Units into Shares.
 - (d) Other than a tenant that is a "taxable REIT subsidiary" of the Company (within the meaning of Section 856(l) of the Code), Bellevue has not and will not be a tenant of the Company, or actually own, Beneficially Own or Constructively Own an interest in a tenant of the Company (or a tenant of any entity owned or controlled by the Company) if it would cause the Company to actually own, Beneficially Own or Constructively Own, more than a 9.9% interest (as set forth in Section 856(d)(2)(B) of the Code) in such tenant.
4. Bellevue covenants that, after the date hereof, Bellevue will promptly notify the Company of the date on which the foregoing representations and covenants are no longer true and correct in all respects, and acknowledges and agrees that, if at any time the foregoing covenant and representation would not be accurate, or if there is an event that would result in the Company being treated as "closely held" within the meaning of Section 856(a)(6) of the Code, or the disqualification of the Company as a real estate investment trust under Section 856(a) of the Code by virtue of actual ownership, Beneficial Ownership or Constructive Ownership, Bellevue shall comply with applicable provisions as set forth in the Charter and take any and all

remedial measures in order to cause the representations and covenants in Section 3 to be accurate and not cause the Company to be treated as “closely held” within the meaning of Section 856(a)(6) of the Code or fail to qualify as a real estate investment trust under Section 856(a) of the Code.

5. Bellevue understands and acknowledges that:

(a) The Ownership Limit Waiver and Excepted Holder Limit are for the sole benefit of Bellevue and may not be assigned or transferred, including by operation of law or in connection with a merger, consolidation, transfer of equity interests or other transaction involving any party benefiting from the Ownership Limit Waiver, by Bellevue without prior written consent of the Company.

(b) The Exempt Stock remains subject to the restrictions and limitations set forth in Sections 5.7(ii)(a)(I)(B) and 5.7(ii)(a)(I)(C) of the Charter.

(c) Any violation or attempted violation of the representations and covenants set forth above, to the extent provided in the Waiver Agreement, (or any other action which is contrary to the restrictions on transfer and ownership of Shares set forth in Section 5.7(ii)(a)(I) of the Charter) will result in any Shares that would be actually owned, Beneficially Owned or Constructively Owned by Bellevue in excess of the Aggregate Share Ownership Limit, and that would otherwise be Exempt Stock, being automatically transferred to a Trust in accordance with Section 5.7(ii)(a)(II) of the Charter.

(d) Except as otherwise determined by the Company, to the extent provided in the Waiver Agreement, the Ownership Limit Waiver shall cease to be effective upon the breach of the representations or covenants set forth herein.

(e) All questions concerning the construction, validity and interpretation of this Certificate shall be governed by and construed in accordance with the domestic laws of the State of Maryland, without giving effect to any choice of law or conflict of law provision (whether of the State of Maryland or any other jurisdiction) that would cause the application of the laws of any jurisdiction other than the State of Maryland.

6. Upon request, Bellevue shall provide, or cause to be provided, to the Company, such additional information as the Company may reasonably require in order to determine the effect, if any, of the ownership of Shares by Bellevue on the Company's qualification as a real estate investment trust for U.S. federal income tax purposes.

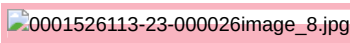
7. The Company may rely on the representations and covenants contained in this Certificate for purposes of granting Bellevue the Ownership Limit Waiver.

[Signature Page Follows]

Signed on this September 11, 2023 by Bellevue Capital Partners, LLC

 /s/ Michael Anderson

Name: Michael Anderson Title: Authorized Signatory

 /s/ Michael Anderson

Michael Anderson on behalf of on behalf of Global Net Lease Special Limited Partnership, LLC

 /s/ Michael Anderson

Michael Anderson on behalf of on behalf of AR Capital Global Holdings, LLC

/s/ Michael Anderson

Michael Anderson on behalf of on behalf of AR Global Investments, LLC

/s/ Michael Anderson

Michael Anderson on behalf of on behalf of American Realty Capital Global II Special LP, LLC

/s/ Michael Anderson

Michael Anderson on behalf of on behalf of AR Capital, LLC

[Signature Page to Certificate of Representations and Covenants for Ownership Limit Waiver]

EXHIBIT 10.19

AMENDMENT NO.2 TO EMPLOYMENT AGREEMENT

This Amendment No. 2 to Employment Agreement (this "**Amendment**"), is dated as of November 6, 2023 between Global Net Lease, Inc. (the "**Company**") and James Nelson (the "**Executive**") (together referred to as the "**Parties**"). Capitalized terms used and not otherwise defined herein shall have the meaning ascribed to such terms in the Employment Agreement (defined below).

RECITALS:

WHEREAS, the Executive and AR Global Investments, LLC (the "**Advisor**") are parties to that certain Employment Agreement, dated July 10, 2017, as amended by that certain Amendment No. 1 to Employment Agreement dated March 24, 2022 (collectively, as amended, the "**Employment Agreement**");

WHEREAS, the Company has previously assumed the obligations of the Advisor under the Employment Agreement;

WHEREAS, the Parties desire to amend the Employment Agreement to reflect the relevant assumption of obligations and make other revisions to the terms thereof.

NOW, THEREFORE, for good and valuable consideration, the receipt and sufficiency of which are hereby acknowledge, the Parties hereby agree that the Employment Agreement is amended as follows:

1. References to "Company" in the Employment Agreement (including any exhibits thereto) shall be deemed to refer to Global Net Lease, Inc.
2. Section 1(b) of the Employment Agreement is modified by deleting the first sentence thereof and replacing it with the following:
"The Executive shall report directly to the board of directors of the Company (the "Company Board"), and the Executive's principal duties and responsibilities shall be consistent with his position."
3. Each reference in the Employment Agreement to "Senior Officer" is replaced by "Company Board."
4. Section 14(a) is modified by deleting notices to the Company in Section 14(a) and replacing it with the following:

"If to the Company, to:

Global Net Lease, Inc.
650 Fifth Avenue
30th Floor
New York, NY 10019
Attn: Chief Executive Officer
Telecopy No.: (212) 421-5799

With a copy to:

Global Net Lease, Inc.
650 Fifth Avenue
30th Floor
New York, NY 10019
Attn: Jesse C. Galloway, Esq.
And by email to: jgalloway@globalnetlease.com

5. Except where this Amendment explicitly amends the Employment Agreement, the Employment Agreement shall remain in full force and effect and is hereby ratified and confirmed.

[Signature Page Follows]

IN WITNESS WHEREOF, this Amendment has been adopted as of the date first above written.

GLOBAL NET LEASE, INC.

By: /s/ Jesse Galloway
Name: Jesse Galloway
Title: Authorized Signatory

EXECUTIVE

By: /s/ James Nelson
Name: James Nelson

SIGNATURE PAGE TO AMENDMENT TO EMPLOYMENT AGREEMENT

62

Exhibit 31.1

**CERTIFICATION PURSUANT TO RULE 13a-14(a) AND 15d-14(a) UNDER
THE SECURITIES EXCHANGE ACT OF 1934, AS AMENDED**

I, Edward M. Weil, Jr., certify that:

1. I have reviewed this Quarterly Report on Form 10-Q of Global Net Lease, Inc.;
2. Based on my knowledge, this report does not contain any untrue statement of a material fact or omit to state a material fact necessary to make the statements made, in light of the circumstances under which such statements were made, not misleading with respect to the period covered by this report;
3. Based on my knowledge, the financial statements, and other financial information included in this report, fairly present in all material respects the financial condition, results of operations and cash flows of the registrant as of, and for, the periods presented in this report;
4. The registrant's other certifying officer and I are responsible for establishing and maintaining disclosure controls and procedures (as defined in Exchange Act Rules 13a-15(e) and 15d-15(e)) and internal control over financial reporting (as defined in Exchange Act Rules 13a-15(f) and 15d-15(f)) for the registrant and have:

- (a) Designed such disclosure controls and procedures, or caused such disclosure controls and procedures to be designed under our supervision, to ensure that material information relating to the registrant, including its consolidated subsidiaries, is made known to us by others within those entities, particularly during the period in which this report is being prepared;
 - (b) Designed such internal control over financial reporting, or caused such internal control over financial reporting to be designed under our supervision, to provide reasonable assurance regarding the reliability of financial reporting and the preparation of financial statements for external purposes in accordance with generally accepted accounting principles;
 - (c) Evaluated the effectiveness of the registrant's disclosure controls and procedures and presented in this report our conclusions about the effectiveness of the disclosure controls and procedures, as of the end of the period covered by this report based on such evaluation; and
 - (d) Disclosed in this report any change in the registrant's internal control over financial reporting that occurred during the registrant's most recent fiscal quarter (the registrant's fourth fiscal quarter in the case of an annual report) that has materially affected, or is reasonably likely to materially affect, the registrant's internal control over financial reporting; and
5. The registrant's other certifying officer and I have disclosed, based on our most recent evaluation of internal control over financial reporting, to the registrant's auditors and the audit committee of the registrant's board of directors (or persons performing the equivalent functions):
- (a) All significant deficiencies and material weaknesses in the design or operation of internal control over financial reporting which are reasonably likely to adversely affect the registrant's ability to record, process, summarize and report financial information; and
 - (b) Any fraud, whether or not material, that involves management or other employees who have a significant role in the registrant's internal control over financial reporting.

Dated the 8th day of November, 2023 May, 2024

/s/ Edward M. Weil, Jr.

Edward M. Weil, Jr.

Co-Chief Executive Officer

(Co-Principal Executive Officer)

Exhibit 31.2

**CERTIFICATION PURSUANT TO RULE 13a-14(a) AND 15d-14(a) UNDER
THE SECURITIES EXCHANGE ACT OF 1934, AS AMENDED**

I, James L. Nelson, certify that:

1. I have reviewed this Quarterly Report on Form 10-Q of Global Net Lease, Inc.;
2. Based on my knowledge, this report does not contain any untrue statement of a material fact or omit to state a material fact necessary to make the statements made, in light of the circumstances under which such statements were made, not misleading with respect to the period covered by this report;
3. Based on my knowledge, the financial statements, and other financial information included in this report, fairly present in all material respects the financial condition, results of operations and cash flows of the registrant as of, and for, the periods presented in this report;
4. The registrant's other certifying officer and I are responsible for establishing and maintaining disclosure controls and procedures (as defined in Exchange Act Rules 13a-15(e) and 15d-15(e)) and internal control over financial reporting (as defined in Exchange Act Rules 13a-15(f) and 15d-15(f)) for the registrant and have:
 - (a) Designed such disclosure controls and procedures, or caused such disclosure controls and procedures to be designed under our supervision, to ensure that material information relating to the registrant, including its consolidated subsidiaries, is made known to us by others within those entities, particularly during the period in which this report is being prepared;
 - (b) Designed such internal control over financial reporting, or caused such internal control over financial reporting to be designed under our supervision, to provide reasonable assurance regarding the reliability of financial reporting and the preparation of financial statements for external purposes in accordance with generally accepted accounting principles;
 - (c) Evaluated the effectiveness of the registrant's disclosure controls and procedures and presented in this report our conclusions about the effectiveness of the disclosure controls and procedures, as of the end of the period covered by this report based on such evaluation; and
 - (d) Disclosed in this report any change in the registrant's internal control over financial reporting that occurred during the registrant's most recent fiscal quarter (the registrant's fourth fiscal quarter in the case of an annual report) that has materially affected, or is reasonably likely to materially affect, the registrant's internal control over financial reporting; and
5. The registrant's other certifying officer and I have disclosed, based on our most recent evaluation of internal control over financial reporting, to the registrant's auditors and the audit committee of the registrant's board of directors (or persons performing the equivalent functions):

- (a) All significant deficiencies and material weaknesses in the design or operation of internal control over financial reporting which are reasonably likely to adversely affect the registrant's ability to record, process, summarize and report financial information; and
- (b) Any fraud, whether or not material, that involves management or other employees who have a significant role in the registrant's internal control over financial reporting.

Dated the 7th day of November, 2023

/s/ James L. Nelson

James L. Nelson

Co-Chief Chief Executive Officer and President

(Co-Principal Principal Executive Officer)

Exhibit 31.3 31.2

**CERTIFICATION PURSUANT TO RULE 13a-14(a) AND 15d-14(a) UNDER
THE SECURITIES EXCHANGE ACT OF 1934, AS AMENDED**

I, Christopher J. Masterson, certify that:

1. I have reviewed this Quarterly Report on Form 10-Q of Global Net Lease, Inc.;
2. Based on my knowledge, this report does not contain any untrue statement of a material fact or omit to state a material fact necessary to make the statements made, in light of the circumstances under which such statements were made, not misleading with respect to the period covered by this report;
3. Based on my knowledge, the financial statements, and other financial information included in this report, fairly present in all material respects the financial condition, results of operations and cash flows of the registrant as of, and for, the periods presented in this report;
4. The registrant's other certifying officer and I are responsible for establishing and maintaining disclosure controls and procedures (as defined in Exchange Act Rules 13a-15(e) and 15d-15(e)) and internal control over financial reporting (as defined in Exchange Act Rules 13a-15(f) and 15d-15(f)) for the registrant and have:
 - (a) Designed such disclosure controls and procedures, or caused such disclosure controls and procedures to be designed under our supervision, to ensure that material information relating to the registrant, including its consolidated subsidiaries, is made known to us by others within those entities, particularly during the period in which this report is being prepared;
 - (b) Designed such internal control over financial reporting, or caused such internal control over financial reporting to be designed under our supervision, to provide reasonable assurance regarding the reliability of financial reporting and the preparation of financial statements for external purposes in accordance with generally accepted accounting principles;
 - (c) Evaluated the effectiveness of the registrant's disclosure controls and procedures and presented in this report our conclusions about the effectiveness of the disclosure controls and procedures, as of the end of the period covered by this report based on such evaluation; and
 - (d) Disclosed in this report any change in the registrant's internal control over financial reporting that occurred during the registrant's most recent fiscal quarter (the registrant's fourth fiscal quarter in the case of an annual report) that has materially affected, or is reasonably likely to materially affect, the registrant's internal control over financial reporting; and
5. The registrant's other certifying officer and I have disclosed, based on our most recent evaluation of internal control over financial reporting, to the registrant's auditors and the audit committee of the registrant's board of directors (or persons performing the equivalent functions):
 - (a) All significant deficiencies and material weaknesses in the design or operation of internal control over financial reporting which are reasonably likely to adversely affect the registrant's ability to record, process, summarize and report financial information; and
 - (b) Any fraud, whether or not material, that involves management or other employees who have a significant role in the registrant's internal control over financial reporting.

Dated the 7th 8th day of November, 2023 May, 2024

/s/ Christopher J. Masterson

Christopher J. Masterson

Chief Financial Officer, Treasurer and Secretary

(Principal Financial Officer and Principal Accounting Officer)

Exhibit 32

SECTION 1350 CERTIFICATIONS

This Certificate is being delivered pursuant to the requirements of Section 1350 of Chapter 63 (Mail Fraud) of Title 18 (Crimes and Criminal Procedures) of the United States Code, as adopted pursuant to Section 906 of the Sarbanes-Oxley Act of 2002, and shall not, except to the extent required by the Sarbanes-Oxley Act of 2002, be deemed filed for purposes of Section 18 of the Securities Exchange Act of 1934, as amended.

The undersigned, who are the Co-Chief Chief Executive Officers Officer and Chief Financial Officer of Global Net Lease, Inc. (the "Company"), each hereby certify as follows:

The quarterly report on Form 10-Q of the Company, which accompanies this Certificate, fully complies with the requirements of Section 13(a) or 15(d) of the Securities Exchange Act of 1934, and all information contained in this quarterly report fairly presents, in all material respects, the financial condition and results of operations of the Company.

Dated the 7th 8th day of November, 2023 May, 2024

/s/ Edward M. Weil, Jr.

Edward M. Weil, Jr.
Co-Chief Executive Officer
(Co-Principal Executive Officer)

/s/ James L. Nelson

James L. Nelson
Co-Chief Chief Executive Officer and President
(Co-Principal Principal Executive Officer)

/s/ Christopher J. Masterson

Christopher J. Masterson
Chief Financial Officer, Treasurer and Secretary
(Principal Financial Officer and Principal Accounting Officer)

DISCLAIMER

THE INFORMATION CONTAINED IN THE REFINITIV CORPORATE DISCLOSURES DELTA REPORT™ IS A COMPARISON OF TWO FINANCIALS PERIODIC REPORTS. THERE MAY BE MATERIAL ERRORS, OMISSIONS, OR INACCURACIES IN THE REPORT INCLUDING THE TEXT AND THE COMPARISON DATA AND TABLES. IN NO WAY DOES REFINITIV OR THE APPLICABLE COMPANY ASSUME ANY RESPONSIBILITY FOR ANY INVESTMENT OR OTHER DECISIONS MADE BASED UPON THE INFORMATION PROVIDED IN THIS REPORT. USERS ARE ADVISED TO REVIEW THE APPLICABLE COMPANY'S ACTUAL SEC FILINGS BEFORE MAKING ANY INVESTMENT OR OTHER DECISIONS.

©2024, Refinitiv. All rights reserved. Patents Pending.