

UNITED STATES
SECURITIES AND EXCHANGE COMMISSION
WASHINGTON, D.C. 20549

FORM 10-K

☒ ANNUAL REPORT PURSUANT TO SECTION 13 OR 15(d) OF THE SECURITIES EXCHANGE ACT OF 1934
For the Fiscal Year Ended December 31 , 2024
OR

☐ TRANSITION REPORT PURSUANT TO SECTION 13 OR 15(d) OF THE SECURITIES EXCHANGE ACT OF 1934
Commission File Number 001-35456

ALLISON TRANSMISSION HOLDINGS, INC.
(Exact name of registrant as specified in its charter)

Delaware
(State or other jurisdiction of incorporation or organization)

26-0414014
(I.R.S. Employer Identification Number)



One Allison Way
Indianapolis , IN 46222
(Address of principal executive offices and zip code)
(317) 242-5000
(Registrant's telephone number, including area code)

Securities registered pursuant to Section 12(b) of the Act:

Title of Each Class	Trading Symbol(s)	Name of Each Exchange On Which Registered
Common Stock, \$0.01 par value	ALSN	New York Stock Exchange

Securities registered pursuant to Section 12(g) of the Act: None

Indicate by check mark if the registrant is a well-known seasoned issuer, as defined in Rule 405 of the Securities Act. Yes ☒ No ☐

Indicate by check mark if the registrant is not required to file reports pursuant to Section 13 or Section 15(d) of the Act. Yes ☐ No ☒

Indicate by check mark whether the registrant (1) has filed all reports required to be filed by Section 13 or 15(d) of the Securities Exchange Act of 1934 during the preceding 12 months (or for such shorter period that the registrant was required to file such reports), and (2) has been subject to such filing requirements for the past 90 days. Yes ☒ No ☐

Indicate by check mark whether the registrant has submitted electronically every Interactive Data File required to be submitted pursuant to Rule 405 of Regulation S-T (§232.405 of this chapter) during the preceding 12 months (or for such shorter period that the registrant was required to submit such files). Yes ☒ No ☐

Indicate by check mark whether the registrant is a large accelerated filer, an accelerated filer, a non-accelerated filer, a smaller reporting company or an emerging growth company. See the definitions of "large accelerated filer," "accelerated filer," "smaller reporting company" and "emerging growth company" in Rule 12b-2 of the Exchange Act.

Large accelerated filer	Accelerated filer <input type="checkbox"/>	Non-accelerated filer <input type="checkbox"/>	Smaller reporting company <input type="checkbox"/>	Emerging growth company <input type="checkbox"/>
<input checked="" type="checkbox"/>				

If an emerging growth company, indicate by check mark if the registrant has elected not to use the extended transition period for complying with any new or revised financial accounting standards provided pursuant to Section 13(a) of the Exchange Act. ☐

Indicate by check mark whether the registrant has filed a report on and attestation to its management's assessment of the effectiveness of its internal control over financial reporting under Section 404(b) of the Sarbanes-Oxley Act (15 U.S.C. 7262(b)) by the registered public accounting firm that prepared or issued its audit report. ☒

If securities are registered pursuant to Section 12(b) of the Act, indicate by check mark whether the financial statements of the registrant included in the filing reflect the correction of an error to previously issued financial statements. ☐

Indicate by check mark whether any of those error corrections are restatements that required a recovery analysis of incentive-based compensation received by any of the registrant's executive officers during the relevant recovery period pursuant to §240.10D-1(b). ☐

Indicate by check mark whether the registrant is a shell company (as defined in Rule 12b-2 of the Exchange Act). Yes ☐ No ☒

The aggregate market value of the voting and non-voting stock held by non-affiliates was approximately \$

6,588

million as of June 28, 2024.

As of January 30, 2025, there were

85,518,298

shares of Common Stock outstanding.

Documents Incorporated by Reference

Portions of the Registrant's definitive Proxy Statement for its 2025 annual meeting of stockholders will be incorporated by reference in Part III of this Annual Report on Form 10-K.

Table Of Contents

	Page
<u>PART I.</u>	
Item 1. Business	4
Item 1A. Risk Factors	17
Item 1B. Unresolved Staff Comments	31
Item 1C. Cybersecurity	31
Item 2. Properties	33
Item 3. Legal Proceedings	33
Item 4. Mine Safety Disclosures	33
<u>PART II.</u>	
Item 5. Market for Registrant’s Common Equity, Related Stockholder Matters and Issuer Purchases of Equity Securities	34
Item 6. [Reserved]	35
Item 7. Management’s Discussion and Analysis of Financial Condition and Results of Operations	36
Item 7A. Quantitative and Qualitative Disclosures About Market Risk	49
Item 8. Financial Statements and Supplementary Data	50
Item 9. Changes in and Disagreements With Accountants on Accounting and Financial Disclosure	94
Item 9A. Controls and Procedures	94
Item 9B. Other Information	95
Item 9C. Disclosure Regarding Foreign Jurisdictions that Prevent Inspections	95
<u>PART III.</u>	
Item 10. Directors, Executive Officers and Corporate Governance	96
Item 11. Executive Compensation	96
Item 12. Security Ownership of Certain Beneficial Owners and Management and Related Stockholder Matters	96
Item 13. Certain Relationships and Related Transactions, and Director Independence	96
Item 14. Principal Accountant Fees and Services	97
<u>PART IV.</u>	
Item 15. Exhibits and Financial Statement Schedules	98
Item 16. Form 10-K Summary	102
Signatures	103

Cautionary Note Regarding Forward-Looking Statements

This Annual Report on Form 10-K contains forward-looking statements. The words “believe,” “expect,” “anticipate,” “intend,” “estimate” and other expressions that are predictions of or indicate future events and trends and that do not relate to historical matters identify forward-looking statements. You should not place undue reliance on these forward-looking statements. Although forward-looking statements reflect management’s good faith beliefs, reliance should not be placed on forward-looking statements because they involve known and unknown risks, uncertainties and other factors, which may cause actual results, performance or achievements to differ materially from anticipated future results, performance or achievements expressed or implied by such forward-looking statements. Forward-looking statements speak only as of the date the statements are made. We undertake no obligation to publicly update or revise any forward-looking statement, whether as a result of new information, future events, changed circumstances or otherwise. These forward-looking statements are subject to numerous risks and uncertainties, including, but not limited to: our participation in markets that are competitive; our ability to prepare for, respond to and successfully achieve our objectives relating to technological and market developments, competitive threats and changing customer needs, including with respect to electric hybrid and fully electric commercial vehicles; increases in cost, disruption of supply or shortage of labor, freight, raw materials, energy or components used to manufacture or transport our products or those of our customers or suppliers, including as a result of geopolitical risks, wars and pandemics; global economic volatility; general economic and industry conditions, including the risk of recession; labor strikes, work stoppages or similar labor disputes, which could significantly disrupt our operations or those of our principal customers or suppliers; the highly cyclical industries in which certain of our end users operate; uncertainty in the global regulatory and business environments in which we operate; the concentration of our net sales in our top five customers and the loss of any one of these; the failure of markets outside North America to increase adoption of fully automatic transmissions; the success of our research and development efforts, the outcome of which is uncertain; U.S. and foreign defense spending; risks associated with our international operations, including acts of war and increased trade protectionism; the discovery of defects in our products, resulting in delays in new model launches, recall campaigns and/or increased warranty costs and reduction in future sales or damage to our brand and reputation; our ability to identify, consummate and effectively integrate acquisitions and collaborations; and risks related to our indebtedness.

Important factors that could cause actual results to differ materially from our expectations are disclosed under Part I, Item 1A., “Risk Factors” in this Annual Report on Form 10-K. All written and oral forward-looking statements attributable to us, or persons acting on our behalf, are expressly qualified in their entirety by these cautionary statements as well as other cautionary statements that are made from time to time in our other United States Securities and Exchange Commission (“SEC”) filings or public communications. You should evaluate all forward-looking statements made in this Annual Report on Form 10-K in the context of these risks and uncertainties.

Certain Trademarks

This Annual Report on Form 10-K includes trademarks, such as Allison Transmission, eGen Flex, eGen Power, FracTran, ReTran and Walker Die Casting, which are protected under applicable intellectual property laws and are our property and/or the property of our subsidiaries. This report also contains trademarks, service marks, copyrights and trade names of other companies, which are the property of their respective owners. We do not intend our use or display of other companies’ trademarks, service marks, copyrights or trade names to imply a relationship with, or endorsement or sponsorship of us by, any other companies. Solely for convenience, our trademarks and trade names referred to in this report may appear without the ® or ™ symbols, but such references are not intended to indicate, in any way, that we will not assert, to the fullest extent under applicable law, our rights or the rights of the applicable licensor to these trademarks and trade names.

PART I.

ITEM 1. Business

Overview

Allison Transmission Holdings, Inc. and its subsidiaries ("Allison," "we," "us" or "our") is a leading designer and manufacturer of propulsion solutions for commercial and defense vehicles and the largest global manufacturer of medium- and heavy-duty fully automatic transmissions. The business was founded in 1915 and has been headquartered in Indianapolis, Indiana since inception. Allison is traded on the New York Stock Exchange under the symbol "ALSN".

We have a global presence by serving customers in North America, Asia, Europe, South America, and Africa, with approximately 77% of our revenues being generated in North America in 2024. We serve customers through an independent network of approximately 1,600 independent distributor and dealer locations worldwide.

Our Business

We are the world's largest manufacturer of fully automatic transmissions for medium- and heavy-duty commercial vehicles and medium- and heavy-tactical U.S. defense vehicles and a leader in electrified propulsion systems. Allison products are used in a wide variety of applications, including on-highway vehicles (distribution, refuse, construction, fire and emergency), buses (primarily school, transit and coach), motorhomes, off-highway vehicles and equipment (energy, mining, construction and agriculture) and defense vehicles (tactical wheeled and tracked). We believe the Allison brand is one of the most recognized in our industry as a result of the performance, reliability and fuel efficiency of our propulsion solutions and is associated with high quality, durability, vocational value, technological leadership and superior customer service.

We introduced the world's first fully automatic transmission for commercial vehicles over 75 years ago. Since that time, we have driven the trend in North America and other parts of the world towards increasing automaticity by targeting a diverse range of commercial vehicle vocations. Allison products are optimized for the unique performance requirements of end users, which typically vary by vocation. Our products are highly engineered, requiring advanced manufacturing processes, and employ complex software algorithms for our propulsion system controls to maximize end user performance. We have more than 200 different models that are compatible with more than 500 combinations of engine brands, models and ratings (including diesel, gasoline, natural gas and other alternative fuels). Additionally, we have created thousands of unique Allison-developed calibrations available to be used with our control modules.

Our Industry

Commercial vehicles typically employ one of three transmission types: manual, automated manual or fully automatic. Manual transmissions and automated manual transmissions ("AMT") are the most prevalent transmission types used in Class 8 tractors in North America. Manual transmissions are the most prevalent in medium- and heavy-duty commercial vehicles, generally, outside North America. Manual transmissions utilize a disconnect clutch causing power to be interrupted during each gear shift resulting in energy loss-related inefficiencies and less work being accomplished for a given amount of fuel consumed. In long-distance trucking, this power interruption is not a significant factor, as the manual transmission provides its highest degree of fuel economy during steady-state cruising. However, steady-state cruising is only one part of the duty cycle. When the duty cycle requires a high degree of "start and stop" activity or speed transients, as is common in many vocations as well as in urban environments, we believe manual transmissions result in reduced performance, lower fuel efficiency, lower average speed for a given amount of fuel consumed and inferior ride quality. Moreover, the clutches must be replaced regularly, resulting in increased maintenance expense and vehicle downtime. Manual transmissions also

require a skilled driver to operate the disconnect clutch when launching the vehicle and shifting gears. AMTs are manual transmissions that feature automated operation of the disconnect clutch. Fully automatic transmissions utilize technology that smoothly shifts gears instead of a disconnect clutch, thereby delivering uninterrupted power to the wheels during gear shifts and requiring minimal driver input. These transmissions deliver superior acceleration, higher productivity, increased fuel efficiency, reduced operating costs, less driveline shock and smoother shifting relative to both manual transmissions and AMTs in vocations with a high degree of “start and stop” activity, as well as in urban environments.

Emerging technologies in commercial-duty propulsion solutions include electric hybrid and fully electric propulsion solutions in certain end markets and are in part driven by efforts to reduce fuel consumption, noise and greenhouse gas emissions. Fully electric powertrains differ from electric hybrid powertrains because they only have a battery for energy storage and exclusively power the wheels using electric motors. In contrast, electric hybrids may use multiple energy storage sources including diesel and hydrogen and may drive the wheels exclusively with electric motors or in parallel with an internal combustion engine. While both emerging technologies are gaining use in automotive markets and electric hybrids and fully electric propulsion solutions have gained use in the bus market, fully electric propulsion solutions remain in a developmental phase in the medium- and heavy-duty commercial vehicle market.

Our Served Markets

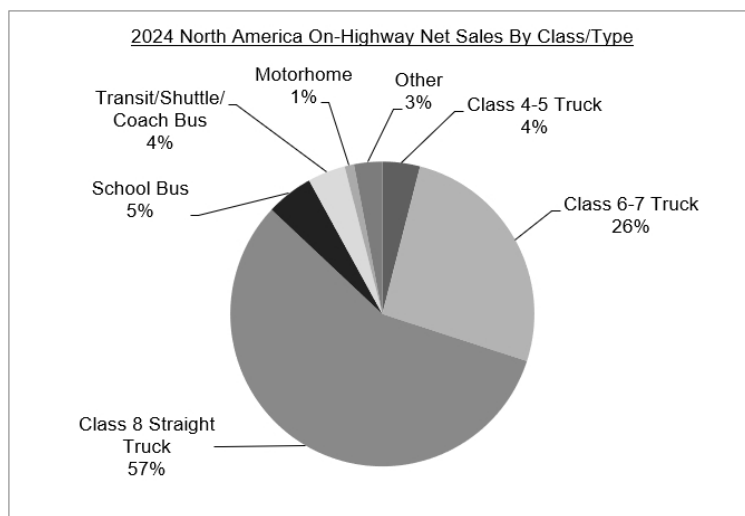
We sell our propulsion solutions globally for use in medium- and heavy-duty on-highway commercial vehicles, off-highway vehicles and equipment and defense vehicles. In addition to the sale of propulsion solutions, we also sell branded replacement parts, support equipment, aluminum die cast components and other products necessary to service the installed base of vehicles utilizing our solutions. The following table provides a summary of our business by end market for the fiscal year ended December 31, 2024.

	NORTH AMERICA				OUTSIDE NORTH AMERICA				SERVICE PARTS, SUPPORT EQUIPMENT & OTHER	
END MARKET	ON-HIGHWAY	OFF-HIGHWAY	ON-HIGHWAY	OFF-HIGHWAY	DEFENSE					
2024 NET SALES (IN MILLIONS)	\$ 1,752	\$ 8	\$ 493	\$ 97	\$ 212					663
% OF TOTAL	54%	—%	15%	3%	7%					21%
	<ul style="list-style-type: none">• Construction• Day Cab Tractors• Distribution• Emergency• Motorhome• Refuse• School, transit, shuttle and coach buses• Utility	<ul style="list-style-type: none">• Construction• Energy• Mining• Specialty vehicle	<ul style="list-style-type: none">• Agriculture• Construction• Distribution• Emergency• Mining• Refuse• School, transit, shuttle and coach buses• Specialty• Wheeled defense platforms• Utility	<ul style="list-style-type: none">• Construction• Energy• Mining• Specialty vehicle	<ul style="list-style-type: none">• Global tracked combat platforms• North America wheeled platforms	<ul style="list-style-type: none">• Aluminum die cast components• Extended transmission coverage• Remanufactured propulsion solutions• Royalties• Saleable engineering• Service parts• Support equipment• Transmission fluids				

Refer to “Note 19. Concentration of Risk” in Part II, Item 8., of this Annual Report on Form 10-K for additional information on our significant original equipment manufacturer (“OEM”) customers.

North America

On-Highway. We are the largest manufacturer of fully automatic transmissions for the on-highway medium- and heavy-duty commercial vehicle market in North America. The following is a summary of our on-highway net sales by vehicle class and type in North America.



Our North American on-highway market includes Class 4-5, Class 6-7 and Class 8 straight trucks and regional haul tractors, conventional transit, shuttle and coach buses, school buses and motorhomes. Class 8 trucks are subdivided into two markets: straight and tractor. Class 8 straight trucks are those with a unified body (e.g., refuse, construction, and dump trucks), while tractors have a vehicle chassis that is separable from the trailer they pull. Class 8 tractors are further divided into two subcategories: regional haul and line-haul. Regional haul tractors are typically used for local or regional hauling, whereas line-haul tractors are typically used in extended duration long distance hauling. We have been supplying transmissions for Class 8 straight trucks for decades, and it is a core end market for us. We have limited exposure to the Class 8 line-haul tractor market because lower priced manual transmissions and AMTs generally meet the needs of these vehicles which are primarily used in long distance hauling.

We also provide electric hybrid and fully electric propulsion solutions within the North American on-highway market. The interest in conserving fuel and reducing greenhouse gas emissions is driving demand for more fuel-efficient commercial vehicles. Our electric hybrid and fully electric propulsion customers include bus and truck applications. We compete primarily with BAE Systems plc and manufacturers of fully electric propulsion solutions such as Dana Incorporated ("Dana") and Cummins Inc. as well as certain vertically integrated OEMs.

We sell substantially all of our propulsion solutions in the North American on-highway market to OEMs. These OEMs, in turn, install our propulsion solutions in vehicles in which our product is either the exclusive propulsion solution available or is specifically requested by end users. In 2024, OEM customers representing over 90% of our North American on-highway unit volume participated in long-term agreements ("LTAs") with us. Generally, these LTAs offer the OEM customer defined levels of mutual commitment with respect to growing Allison's presence in the OEMs' products and promotional efforts, pricing and sharing of commodity cost risk. The length of our LTAs is typically between three and five years. We often compete in this market against (i) independent manufacturers of manual transmissions, AMTs, electric hybrid and fully electric propulsion solutions, (ii) fully automatic transmissions

manufactured by Ford Motor Company ("Ford"), ZF Friedrichshafen AG ("ZF") and Voith GmbH ("Voith") and (iii) vertically integrated OEMs in certain weight classes that use their own internally manufactured transmissions in certain vehicles.

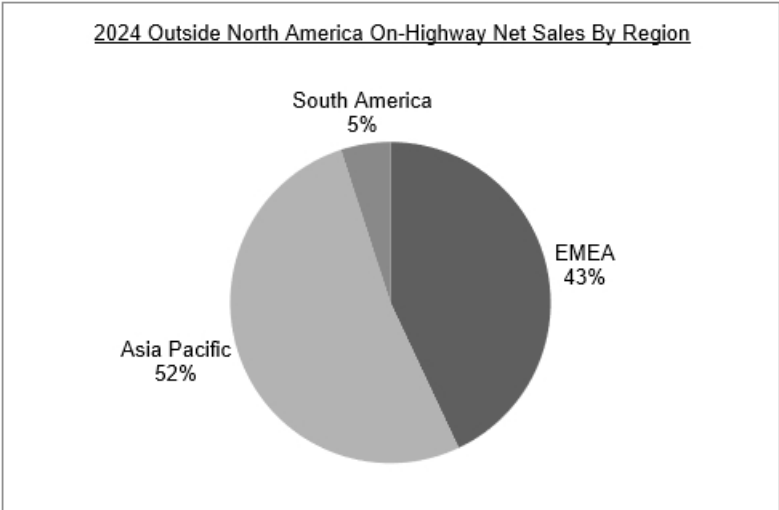
Off-Highway. We have provided products used in vehicles and equipment that primarily serve energy, mining and construction applications in North America for over 70 years. Off-highway energy applications include hydraulic fracturing equipment, well-stimulation equipment, pumping equipment, and well-servicing rigs, which often use a fully automatic transmission in stationary pumping applications. We supply our heavy-duty off-highway transmissions to producers of well-stimulation and well-servicing equipment. Competition in this end market includes Caterpillar Inc. ("Caterpillar"), Twin Disc, Inc. ("Twin Disc") and certain alternative hydraulic fracturing technologies.

We also provide heavy-duty transmissions used in mining trucks, specialty vehicles and construction vehicles. Off-highway mining and construction applications include trucks used to haul various commodities and other products around construction sites and mines, including underground mines. These trucks include rigid dump trucks, wide-body dump trucks and underground trucks with load capacities between 40 to 130 tons. Our major competitors in this end market include vertically integrated companies that manufacture fully automatic transmissions for their vehicles. These vertically integrated competitors include Caterpillar, Komatsu Ltd. ("Komatsu"), and Volvo Group ("Volvo"). We also compete with independent manufacturers such as ZF. Specialty vehicles using our heavy-duty off-highway transmissions include airport rescue and firefighting vehicles. Our major competitor in this end market is Twin Disc.

Outside North America

Outside North America we serve several different markets, including: Asia-Pacific, Europe, Middle East, Africa (collectively, “EMEA”), and South America.

On-Highway. We are the largest manufacturer of fully automatic transmissions for the medium-duty and heavy-duty commercial vehicle market outside of North America. We also provide fully electric propulsion solutions for the outside North America on-highway market. While the use of fully automatic transmissions in the medium- and heavy-duty commercial vehicle market has been widely accepted in North America, markets outside North America continue to be dominated by manual transmissions. Where adopted, fully automatic transmission-equipped medium- and heavy-duty commercial vehicles are concentrated in certain vocational end markets. We often compete in this market against (i) independent manufacturers of manual transmissions, AMTs, electric hybrid and fully electric propulsion solutions, (ii) fully automatic transmissions manufactured by ZF, Voith, and Shaanxi Fast Gear Co., Ltd. and (iii) vertically integrated OEMs. The following is a summary of our on-highway net sales by region outside of North America.



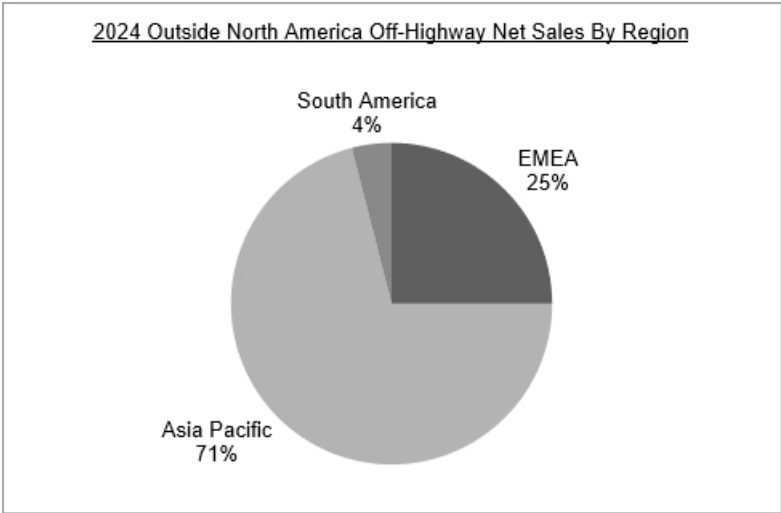
Asia-Pacific. Our key Asia-Pacific markets include Australia, China, India, Japan and South Korea; however, we actively participate in several other important Asia-Pacific countries including Indonesia, Malaysia, Singapore, Taiwan and Thailand. In addition, OEMs in the Asia-Pacific market are increasingly exporting their products to other regions. Within Asia-Pacific, our sales efforts are principally focused on the transit bus, vocational truck, severe service, distribution and wide-body dump truck markets. Currently, manual transmissions are the predominant transmission type used in commercial vehicles in the Asia-Pacific region.

Europe, Middle East, Africa. EMEA is composed of several different markets, each of which differs from our core North American market by the degree of market maturity, sophistication and acceptance of fully automatic transmission and electric propulsion solution technology. Within Europe, we serve Western European developed markets, as well as Eastern European emerging markets, principally in the refuse, emergency, transit bus, coach bus, distribution, utility and wheeled defense vehicle markets. Competition in Western Europe is most notably characterized by a high level of vertical powertrain integration, with OEMs often utilizing vertically integrated manual transmissions and AMTs in their vehicles, and electric hybrid and fully electric propulsion solutions. The Middle East

and Africa regions are generally characterized by very limited local vehicle production, with imports from China, Europe, India, South America, Turkey and the U.S. accounting for the majority of vehicles.

South America. The South American region is characterized by a high level of OEM vertical integration, with captive manual transmission and AMT manufacturing. Currently, manual transmissions are the predominant transmissions used in commercial vehicles in South America. We serve the South American region primarily in the bus, refuse, vocational truck and agricultural markets.

Off-Highway. The following is a summary of our off-highway net sales by region outside of North America.



Asia-Pacific. Off-highway markets in Asia are shared by energy, mining and construction applications. Our primary competitors are Caterpillar, Danyang Winstar Auto Parts Co., Ltd., Twin Disc and manufacturers of electrified solutions in energy applications; Caterpillar, Xi'an FC Intelligence Transmission Co. Ltd. and Komatsu in mining applications; and Caterpillar, Volvo and ZF in construction applications.

Europe, Middle East, Africa. Our off-highway markets in EMEA are mining and construction. Our primary off-highway competitors are Caterpillar, Volvo and Komatsu, all of which are vertically integrated manufacturers of off-highway mining vehicles, including the specific fully automatic transmission used in their mining trucks. A typical mining application is a rigid, underground or articulated dump truck, with competition from Caterpillar, Dana, Volvo and ZF.

Defense

We have had a long-standing relationship with the U.S. Department of Defense (the "DOD") since the 1940s, when we began developing our first-generation tank transmission. Today, we sell substantially all of the propulsion solutions for medium- and heavy-tactical wheeled vehicles used by the U.S. military, including the Joint Light Tactical Vehicle, Light Armored Vehicle, Stryker Armored Vehicle, the Family of Medium Tactical Vehicles, Heavy Expanded Mobility Tactical Trucks, Palletized Loading Systems, Heavy Dump Trucks and Heavy Equipment Transporters. Propulsion solutions for tactical wheeled vehicles are typically sold to OEMs.

We supply tracked vehicle propulsion solutions to the U.S. Army, including the Abrams M1A2 Main Battle Tank, Joint Assault Bridge, Assault Breacher Vehicles, M10 Booker and the M113A3 Armored Personnel Carrier family of vehicles. We also sell parts kits to the U.S. Army for Abrams Tank sustainment. See Part I, Item 1A., “Risk Factors” of this Annual Report on Form 10-K for a discussion of risks associated with our contracts with the DOD.

We have defense products in approximately 120 countries around the world. Increasingly, we are supplying vehicle propulsion solutions for international tracked vehicles, such as light tracked personnel carriers, armored fighting vehicles, heavy tracked artillery systems, and Main Battle Tanks. Our defense products are manufactured at our headquarters in Indianapolis and by our licensees internationally for export world-wide.

Globally, we face competition primarily from Renk AG/Renk America, SAPA S.p.A, ST Kinetics and QinetiQ Group plc for the supply of tracked vehicle propulsion solutions. Additionally, we face competition from ZF in certain defense wheeled vehicles using automatic transmissions and from several AMT suppliers.

Service Parts, Support Equipment and Other

Our service parts, support equipment and other end market is comprised of: Allison-branded service parts and transmission fluids, aluminum die cast components, extended transmission coverage, remanufactured propulsion solutions, royalties, saleable engineering and support equipment. The aftermarket provides us with a relatively stable source of revenues as the installed base of vehicles and equipment utilizing our solutions continues to grow. The need for replacement parts is driven by normal vehicle and equipment maintenance requirements. Uninterrupted operation is generally critical for end users' profitability.

The sale of Allison-branded service parts and transmission fluids, remanufactured propulsion solutions and support equipment is fundamental to our brand promise. We have assembled a worldwide network of approximately 1,600 independent distributor and dealer locations to sell, service and support our solutions. As part of our brand strategy, our distributors and dealers are required to sell genuine Allison-branded service parts. Within the aftermarket, we offer remanufactured propulsion solutions as a cost-effective alternative for repairs and replacements. We also provide support equipment to our OEMs to assist in installing new Allison solutions into vehicles, and, therefore, sales of support equipment are dependent upon sales of new solutions. The competition for service parts and remanufactured propulsion solutions comes from a variety of smaller-scale companies sourcing non-genuine “will-fit” parts from unauthorized manufacturers. These “will-fit” parts often do not meet our product specifications, and therefore may be of lesser quality than genuine Allison parts.

Our Product Offerings

Allison transmissions and electric propulsion solutions are sold under the Allison Transmission brand name and remanufactured transmissions are sold under the ReTran brand name. The following is a summary of our product lines.

On-Highway Products

Product	Applications
1000 Series	<ul style="list-style-type: none"> • Agriculture • Distribution • Motorhome • Refuse
2000 Series	<ul style="list-style-type: none"> • School and Shuttle Bus • Services • Specialty • Wheeled Defense
3000 Series	<ul style="list-style-type: none"> • School and Shuttle Bus • Services • Specialty • Wheeled Defense
4000 Series	<ul style="list-style-type: none"> • Motorhome • Refuse • Services • Specialty • Wheeled Defense
eGen Flex Electric Hybrid Propulsion Solutions	<ul style="list-style-type: none"> • Fire and Emergency • Motorhome • Refuse • Specialty • Wheeled Defense
eGen Power Fully Electric Propulsion Solutions	<ul style="list-style-type: none"> • Fire and Emergency • Motorhome • Refuse • Specialty • Wheeled Defense

Off-Highway Products

Product	Applications
6000 Series	<ul style="list-style-type: none"> • Transit and Shuttle Bus • Coach and Transit Bus • Day Cab Tractors • Distribution • Fire and Emergency
8000 Series	<ul style="list-style-type: none"> • Line-Haul Tractors • Refuse • School and Shuttle Bus
9000 Series	
FracTran	

Defense Products

Product	Applications
X200	<ul style="list-style-type: none"> • Rigid, Articulated, and Wide-Body Mining Dump Trucks • Underground Mine Truck • Well Service Rigs
3040MX	<ul style="list-style-type: none"> • Hydraulic Fracturing Equipment • Rigid Dump Trucks
4040MX	<ul style="list-style-type: none"> • Hydraulic Fracturing Equipment • Rigid Dump Trucks
X1100	<ul style="list-style-type: none"> • Hydraulic Fracturing Equipment
eGen Force	

Product Development and Engineering

We maintain product development and engineering capabilities dedicated to the design, development, refinement and support of our fully automatic transmissions and electric hybrid and fully electric propulsion systems. We believe our customers expect our products to provide unparalleled performance and value defined in various ways, including delivering maximum cargo in minimum time, using the least amount of fuel possible while employing the fewest vehicles possible and experiencing maximum vehicle uptime. In response to those needs and the evolving customer focus on fuel efficiency and reduced emissions, we provide vehicle specification guidelines, propulsion control software and mechanical components to optimize fuel economy while delivering desired vehicle performance.

Further, we are developing new products and technology to improve the fuel efficiency and fuel economy of our fuel agnostic conventional products, including by allowing engines to operate more efficiently and at lower speeds to avoid consuming fuel without compromising performance, and to expand our portfolio of electric hybrid and fully electric propulsion solutions.

Sales and Marketing Organization

Our sales and marketing effort is organized along geographic and customer lines and is comprised of marketing, sales and service professionals, supported by customer integration engineers worldwide. In North America, selling efforts in the on-highway end market are organized by distributor area responsibility, OEM sales and, for our large end users, national accounts. Outside North America, we manage our sales, marketing, service and customer integration engineering professionals through regional areas of responsibility. These regional management teams distribute OEM service and customer integration engineering resources globally.

We have developed a marketing strategy to reach OEM customers as well as end users. We target our end users primarily through marketing activities by our sales staff, who directly call on end users and attend local trade shows, targeting specific vocations globally and through our plant tour programs, where end users may test our products on our Indianapolis test track and our enhanced customer experience demonstration track at our Hungary facility.

While our marketing management uses the term “customer” interchangeably for OEMs and end users, the primary objective of our marketing strategy is to create demand for propulsion solutions through:

- OEM and body builder promotion of our products and incorporation of our propulsion solutions in their commercial vehicle product offerings;
- Allison representative and/or Allison distributor contact with identified, major end users; and
- Our network of independent dealers who contact other end users.

The process is interactive, as Allison representatives, Allison distributors, OEMs and dealers educate customers and respond to the specific applications, requirements and needs of numerous specialty markets.

Similarly, we work with customers, dealers and OEMs to educate, improve and simplify how they specify vehicles and vehicle systems in order to optimize vehicle performance and fuel consumption. Our field organization also works closely with distributors who, in turn, work with dealers to provide end users with education, parts, service and warranty support. The defense group focuses on industry OEMs and collaborative dialogue with OEMs and government leaders to understand program requirements and determine our long-term product development strategy.

Manufacturing

Our manufacturing strategy provides for distributed capability in manufacturing and assembly of our products for the global commercial vehicle market. Our primary manufacturing facilities, located in Indianapolis, Indiana, consist of approximately 2.3 million square feet of usable manufacturing space in five plants. Our high volume on-highway products are produced in multiple global locations (United States, Chennai, India and Szentgotthard, Hungary), while off-highway, electric hybrid propulsion and defense tracked products are produced in Indianapolis and fully electric propulsion solutions are produced in Auburn Hills, Michigan. In addition, our aluminum die cast components are produced in Lewisburg, Tennessee. We also have established customization and parts distribution in the United States, the Netherlands, Brazil, China, Hungary, India and Japan.

Suppliers and Raw Materials

A significant amount of the part numbers that make up our propulsion solutions are purchased from outside suppliers, and during 2024, we purchased approximately \$1,101 million of direct materials and components from outside suppliers. The largest elements of our direct spending are aluminum and steel castings and forgings that are formed by our suppliers into our larger components and assemblies for use in our propulsion solutions. Our spending on aluminum and steel raw materials directly and indirectly through our purchase of these components constituted approximately 19% of our direct material and component costs in 2024. The balance of our direct and indirect materials and components costs are primarily composed of value-added services and conversion costs. Our supply contracts, along with an intensive supplier selection and performance monitoring process, have enabled us to establish and maintain close relationships with suppliers and have contributed to our overall operating efficiency and quality.

Intellectual Property

Patents, trademarks, and other proprietary rights are important to the continued success of our business. We also rely upon trade secrets, know-how, continuing technological innovation and licensing opportunities to develop and maintain our competitive position. We protect our proprietary rights through a variety of methods, including confidentiality agreements and proprietary information agreements with suppliers, employees, consultants and others who may have access to our proprietary information. We own and have licensing arrangements for a number of U.S. and foreign patents related to our products and business. We do not consider our business to be dependent on any single patent, nor will the expiration of any single patent materially affect our business. Our current patents will expire over various periods, and we continue to file new patent applications on newly-developed technology.

Seasonality

Overall, the demand for our products is relatively consistent over the year. However, in typical market conditions, the North American truck market experiences a higher level of production in the first half of the year due to fewer holidays and the practice of plant shutdowns in July and December.

Human Capital

At Allison, we believe in the power of our people, our processes and our products. For more than 105 years, we have built our business on these values: Quality, Customer Focus, Integrity, Innovation, and Teamwork. We use a variety of human capital measures in managing our business, including: workforce demographics; equality of opportunity; and employee health and safety.

Workforce Demographics. Our people are a critical component in our continued success, the delivery of our values and the execution of our growth initiatives. As of December 31, 2024, we had a highly skilled workforce of approximately 4,000 employees, with approximately 89% of those employees in the U.S. Approximately 50% of our

U.S. employees are represented by the International Union, United Automobile, Aerospace and Agricultural Implement Workers of America ("UAW") and are subject to a collective bargaining agreement. In January 2024, we entered into a new four-year collective bargaining agreement with UAW Local 933 that expires in November 2027.

Equality of Opportunity. Allison recognizes the power of different thought, accepts and respects each individual and strives to create a workplace where everyone can reach their full potential, driving innovation and business results. Allison hires, promotes, trains, and compensates its employees based on merit, experience, or other work-related criteria. Allison values the wide range of backgrounds of our employees. Allison views our diversity as a strength and strives to create work environments that accept differences while promoting productivity and teamwork. Everyone at Allison is responsible for creating and maintaining a productive work environment where the dignity of all employees is respected. Our efforts to promote a respectful workplace include: providing training; utilizing non-traditional recruiting sources, such as organizations focused on veterans and people with disabilities, diverse professional organizations, and schools with diverse student bodies; organizing virtual mentoring programs to connect employees from different locations, departments and backgrounds; and creating multicultural, emerging professionals, and military veterans employee resource groups that are open to all.

Employee Health & Safety. Allison's overriding priority is to protect the health and safety of each employee. As part of our health and safety programs, Allison is certified in ISO 45001, Occupational Health and Safety Management Systems. ISO 45001 is the only internationally recognized Safety Management System. Employees participate in training focused on health and safety, and metrics are reviewed regularly, including the number of injury incidents that occur and those incidents that result in lost work days. For 2024, we achieved an overall recordable rate of 1.47 at our global locations, meaning that for every 100 employees, 1.47 employees incurred an injury that resulted in recordable medical treatment, and the number of lost work days was 0.49 at our global locations, meaning that for every 100 employees, 0.49 individuals experienced an incident that resulted in days away from work.

Government Regulations

We are subject to a variety of federal, state, local and foreign laws and regulations, including those governing the discharge of pollutants into the air or water, the management and disposal of hazardous substances or wastes, and the cleanup of contaminated sites. Some of our operations require environmental permits and controls to prevent and reduce air and water pollution. These permits are subject to modification, renewal and revocation by issuing authorities. In addition, certain of our products and our customer's products are subject to certification requirements by a variety of regulatory bodies. We believe we are in substantial compliance with all material environmental laws and regulations applicable to our plants and operations. Historically, our annual costs of achieving and maintaining compliance with environmental, health and safety requirements have not been material to our financial results.

Increasing global efforts to control emissions of carbon dioxide, methane, ozone, nitrogen oxide and other greenhouse gases and pollutants, as well as the shifting focus of regulatory efforts towards total emissions output, have the potential to impact our facilities, costs, products and customers. The U.S. Environmental Protection Agency has taken action to control greenhouse gases from certain stationary and mobile sources. In addition, several states have taken steps, such as the adoption of cap and trade programs or other regulatory systems, to address greenhouse gases. There have also been international efforts seeking legally binding reductions in emissions of greenhouse gases. These developments and further actions that may be taken in the U.S. and in other countries, states or provinces could affect our operations both positively and negatively (e.g., by affecting the demand for or suitability of some of our products).

In addition to the foregoing, various legislation, regulations and international accords pertaining to climate change have been implemented or are being considered for implementation, particularly as they relate to the reporting of greenhouse gas emissions and sustainability efforts being undertaken, such as the European Union's Corporate Sustainability Reporting Directive ("CSRD"), California's Climate Corporate Data Accountability Act and Climate-Related Financial Risk Act, and the SEC's final climate disclosure rules, which are currently stayed. We continue to monitor the development and implementation of such legislation and regulations and are evaluating the impact these laws and regulations may have on the Company, including the extent of our potential disclosures or other reporting requirements. We also continue to regularly report our sustainability efforts and metrics under the Global Reporting Initiative framework and report our progress in our annual Corporate Social Responsibility Report.

We also may be subject to liability as a potentially responsible party under the Comprehensive Environmental Response, Compensation, and Liability Act and similar state or foreign laws for contaminated properties that we currently own, lease or operate or that we or our predecessors have previously owned, leased or operated and sites to which we or our predecessors sent hazardous substances. Such liability may be joint and several so that we may be liable for more than our share of any contamination, and any such liability may be determined without regard to causation or knowledge of contamination. We or our predecessors have been named potentially responsible parties at contaminated sites from time to time. We do not anticipate our liabilities relating to contaminated sites will be material to our financial results.

Competition

We compete on the basis of product performance, quality, price, distribution capability, service and fuel efficiency, in addition to other factors. We face competition from numerous manufacturers of various types of propulsion solutions for commercial vehicles. Furthermore, we face an increasing amount of competition from vertical integration, as some of our customers are OEMs that manufacture propulsion solutions for their own products. Despite their propulsion solutions manufacturing capabilities, we believe that our existing OEM customers have chosen to purchase certain propulsion solutions from us due to the quality, reliability and strong brand of our propulsion solutions and in order to limit fixed costs, minimize production risks and maintain company focus on commercial vehicle design, production and marketing.

Corporate Information

Allison Transmission Holdings, Inc. was incorporated in Delaware on June 22, 2007. Our principal executive offices are located at One Allison Way, Indianapolis, IN 46222 and our telephone number is (317) 242-5000. Our internet address is <https://www.allisontransmission.com>. We file annual, quarterly and current reports, proxy statements and other documents with the SEC under the Securities Exchange Act of 1934, as amended (the "Exchange Act"). These periodic and current reports and all amendments to those reports are available free of charge on the investor relations page of our website at <https://ir.allisontransmission.com> as soon as reasonably practicable after we electronically file them with, or furnish them to, the SEC. We have included our website address throughout this filing as textual references only. The information contained on, or accessible through, our website is not incorporated into this Annual Report on Form 10-K. The SEC also maintains an Internet site that contains reports, proxy and information statements, and other information regarding issuers that file electronically with the SEC at <https://www.sec.gov>.

ITEM 1A. Risk Factors

The following is a cautionary discussion of risks, uncertainties and assumptions that we believe are material to our business. In addition to the factors discussed elsewhere in this Annual Report on Form 10-K, the following are the material factors that, individually or in the aggregate, we believe could make our actual results differ materially from those described in any forward-looking statements.

Risks Related to Our Business and Operations

We participate in markets that are competitive, and our competitors' actions could have a material adverse effect on our business, results of operations and financial condition.

Our business operates in competitive markets. We compete against other existing or new global manufacturers of transmissions and propulsion solutions for commercial vehicles on the basis of product performance, quality, price, distribution capability, service and fuel efficiency in addition to other factors. In addition, we compete with manufacturers developing alternative technologies, including fully electric propulsion solutions, that may or may not require a transmission. A focus on climate change and environmental sustainability, including through regulations enacted and subsidies offered by governmental entities, continues to drive the development and adoption of various alternative technologies, including electric propulsion solutions, in the commercial vehicle industry. If the pace of adoption of electric vehicles proceeds faster than we are anticipating, we may not be in a position to meet customer demand or our competitors may be better positioned to meet customer demand, which may result in a decline in our market share or negatively impact our ability to execute our growth initiatives. Actions by our competitors or accelerated adoption of electric vehicles, in particular if our competitors are able to develop, validate and release new technologies more quickly than we do, could also lead to downward pressure on prices and/or a decline in our market share, either or both of which could adversely affect our results.

In addition, some of our customers or future customers are OEMs that manufacture or could in the future manufacture transmissions, propulsion solutions or alternate technologies, including electric propulsion solutions, for their own products. Despite their manufacturing capabilities, our existing OEM customers have chosen to purchase certain transmissions and propulsion solutions from us due to end user demand. However, we cannot be certain these customers will continue to purchase our products in the future. Increased levels of production insourcing by these customers could result from a number of factors, such as shifts in our customers' business strategies, acquisition by a customer of another transmission or propulsion solution manufacturer, the inability of third-party suppliers to meet specifications and the emergence of low-cost production opportunities in foreign countries. As a result, these OEMs may use products produced internally or by another manufacturer and no longer choose to purchase products from us. A significant reduction in the level of external sourcing by our OEM customers could significantly impact our net sales and cash flows and, accordingly, have a material adverse effect on our business, results of operations and financial condition.

Increases in cost, disruption of supply or shortage of raw materials or components used in our products could harm our business and profitability.

Our products contain various raw materials, including corrosion-resistant steel, non-ferrous metals such as aluminum and nickel, and precious metals such as platinum and palladium. We use raw materials directly in manufacturing and in components that we purchase from our suppliers. We generally purchase components with significant raw material content on the open market. The prices for and availability of these raw materials fluctuate depending on market conditions. Volatility in the prices of raw materials such as steel, aluminum and nickel could increase the cost of manufacturing our products. Additionally, our suppliers are also subject to fluctuations in the prices of raw materials and may attempt to pass all or a portion of such increases on to us. In the event they are successful in doing so, our margins would decline. We may not be able to pass on these costs to our customers,

and this could have a material adverse effect on our business, results of operations and financial condition. Even in the event that increased costs can be passed through to customers, our gross margin percentages would decline as the recovery of these costs from customers generally lags six to twelve months.

In 2024, approximately 75% of our total spending on components was sourced from approximately 40 suppliers, many of which are the single source for such components. All of the suppliers from which we purchase materials and components used in our business are fully validated suppliers, meaning the suppliers' manufacturing processes and inputs have been validated under a production part approval process ("PPAP"). Furthermore, there are only a limited number of suppliers for certain of the materials used in our business, such as corrosion-resistant steel. As a result, our business is subject to the risk of additional price fluctuations and periodic delays in the delivery of our materials or components if supplies from a validated supplier are interrupted and a new supplier, if one is available, must be validated or materials and components must be purchased from a supplier without a completed PPAP, which could increase our risk of purchasing non-conforming components. Any such price fluctuations or delays, if significant, could harm our profitability or operations. In addition, the loss of a supplier could result in significant material cost increases or reduce our production capacity.

We have experienced, and expect to continue to experience, delays in the availability and receipt of component parts as a result of shortages of available labor in North America and global economic uncertainty, some of which have materially impacted, and may continue to materially impact, our ability to meet customer demand. We also cannot guarantee we will be able to maintain favorable arrangements and relationships with these suppliers. An increase in the cost or a sustained interruption in the supply or shortage of some of these raw materials or components that may be caused by a deterioration of our relationships with suppliers, adverse geopolitical events such as the crisis in the Red Sea, events such as natural disasters and extreme weather events which may increase in frequency and intensity as a result of climate change, power outages, labor strikes and public health crisis such as pandemics and epidemics or the like could negatively impact our business, results of operations and financial condition. Although we have agreements with many of our customers that we will pass such price increases through to them, such contracts may be canceled by our customers and/or we may not be able to recoup the costs of such price increases. Additionally, if we are unable to continue to purchase our required quantities of raw materials on commercially reasonable terms, or at all, if we are unable to maintain or enter into purchasing contracts for commodities, or if delivery of materials or component parts from suppliers is delayed or non-conforming, our operations could be disrupted, we may not be able to meet customer demand, and our profitability and our financial results may be materially impacted. While we may experience the supply chain constraints mentioned above across all our products lines, the impacts to our customers are likely to be more pronounced in our lower volume product lines, including those supplied to the Defense and Off-Highway end markets.

Labor cost inflation and employee attraction and retention could have an adverse effect on our business, results of operations and financial condition.

Our success depends on our ability to identify, recruit and retain highly skilled, qualified personnel, and there is currently increased competition for talent. We have experienced labor shortages and wage inflation amid low levels of unemployment and workforce availability. As a result, we may not be able to attract and retain qualified personnel, which may impact our ability to manufacture, design and develop our propulsion solutions, satisfy customer demand in a timeframe that meets their desired production schedules and compete effectively. In addition, we continue to experience increased labor costs, including significant labor cost increases under our new collective bargaining agreement with the UAW, which will continue to impact our results of operations.

Our business would be adversely affected if we fail to retain key executives, or to adequately plan for the succession of members of our executive management team. While we have succession plans in place for members of our executive management team, and continue to review and update those plans, and certain key executive

officers are party to or participants in severance and change in control arrangements, these arrangements do not guarantee that the services of our executive officers will continue to be available to us or that we will be able to find suitable management personnel to replace departing executives on a timely basis.

Prolonged inflation could result in higher costs and decreased margins and earnings.

Recent inflationary pressures have resulted in increased raw material, labor, energy, freight and logistics expenses and other costs, which may adversely affect our results of operations. If our costs are subject to continuing significant inflationary pressures, we may not be able to fully offset such higher costs through price increases. Our inability to do so could harm our results of operations.

Volatility in and disruption to the global economic environment, including the impact of an economic recession, trade protectionism and tariffs, and changes in the regulatory and business environments in which we operate may have a material adverse effect on our business, results of operations and financial condition.

Geopolitical risks, supply chain, labor and energy constraints and inflation have caused and may continue to cause volatility in and disruption to the global economic environment. Historically, the commercial vehicle industry as a whole has been more adversely affected by volatile economic conditions, such as a recession, than many other industries, as the purchase or replacement of commercial vehicles, which are durable items, can be deferred for many reasons, including reduced spending by end users. Future changes in the regulatory and business environments in which we operate, including increased geopolitical risks, trade protectionism and tariffs, may adversely affect our ability to sell our products or source materials needed to manufacture our products.

Furthermore, financial instability or bankruptcy at any of our suppliers or customers could disrupt our ability to manufacture our products and impair our ability to collect receivables, any or all of which may have a material adverse effect on our business, results of operations and financial condition. In addition, some of our customers and suppliers may experience serious cash flow problems and, thus, may find it difficult to obtain financing, if financing is available at all. As a result, our customers' need for and ability to purchase our products or services may decrease, and our suppliers may increase their prices, reduce their output or change their terms of sale. Any inability of customers to pay us for our products and services, or any demands by suppliers for different payment terms, may materially and adversely affect our results of operations and financial condition. Furthermore, our suppliers may not be successful in generating sufficient sales or securing alternate financing arrangements, and therefore may no longer be able to supply goods and services to us. In that event, we would need to find alternate sources for these goods and services, and there is no assurance we would be able to find such alternate sources on favorable terms, if at all. Any such disruption in our supply chain could adversely affect our ability to manufacture and deliver our products on a timely basis, and thereby affect our results of operations.

Certain of our end users operate in highly cyclical industries, which can result in uncertainty and significantly impact the demand for our products, which could have a material adverse effect on our business, results of operations and financial condition.

Some of the markets in which we operate, including energy, mining, construction, distribution and motorhomes, exhibit a high degree of cyclicity. Decisions to purchase our products are largely a result of the performance of these and other industries we serve. If demand for output in these industries decreases, the demand for our products will likely decrease. Demand in these industries is impacted by numerous factors, including prices of commodities, rates of infrastructure spending, housing starts, real estate equity values, interest rates, consumer spending, fuel costs, energy demands, municipal spending, commercial construction and global pandemics, among others. Increases or decreases in these variables globally may significantly impact the demand for our products, which could have a material adverse effect on our business, results of operations and financial

condition. If we are unable to accurately predict demand, we may be unable to meet our customers' needs, resulting in the loss of potential sales, or we may manufacture excess products, resulting in increased inventories and overcapacity in our production facilities, increasing our unit production cost and decreasing our operating margins.

Our sales are concentrated among our top five OEM customers and the loss or consolidation of any one of these customers or the discontinuation of particular vehicle models for which we are a significant supplier could reduce our net sales and have a material adverse effect on our results of operations and financial condition.

We have in the past and may in the future derive a significant portion of our net sales from a relatively limited number of OEM customers. For the years ended December 31, 2024, 2023 and 2022, our top five OEM customers accounted for approximately 55%, 52% and 51% of our net sales, respectively. Our top three customers, Daimler AG, PACCAR Inc. and Traton SE, accounted for approximately 20%, 13% and 11%, respectively, of our net sales during 2024. The loss of, or consolidation of, any one of these customers, or a significant decrease in business from, one or more of these customers could harm our business. In addition, the discontinuation of particular vehicle models for which we are a significant supplier could reduce our net sales and have a material adverse effect on our results of operations.

Labor unrest could have an adverse effect on our business, results of operations and financial condition.

As of December 31, 2024, approximately 50% of our U.S. employees, representing approximately 44% of our total employees, were represented by the UAW and are subject to a collective bargaining agreement. Our current collective bargaining agreement with UAW Local 933 is effective through November 2027. Any new collective bargaining agreement we negotiate with the UAW to replace the existing collective bargaining agreement upon its expiration may result in increased costs to us, in particular labor costs, which could have an adverse effect on our results of operations. In addition to our unionized work force, many of our direct and indirect customers and vendors have unionized work forces. Strikes, work stoppages or slowdowns experienced by these customers or vendors or their other suppliers could result in slowdowns or closings of assembly plants that use our products or supply materials for use in the production of our products. Organizations responsible for shipping our products may also be impacted by strikes. Any interruption in the delivery of our products could reduce demand for our products and could have a material adverse effect on us.

In general, we consider our labor relations with all of our employees to be good. However, in the future we may be subject to labor unrest. If strikes, work stoppages or lock-outs at our facilities or at the facilities of our vendors or customers occur or continue for a long period of time, our business, results of operations and financial condition may be materially adversely affected.

We are subject to cybersecurity risks to operational systems, security systems, or infrastructure owned by Allison or third-party vendors or suppliers.

We are at risk for interruptions, outages, and compromises to the confidentiality, integrity or availability of: (i) operational systems, including information technology, business, financial, accounting, product development, data processing, or manufacturing processes, owned by us or our third-party vendors or suppliers; (ii) facility security systems, owned by us or our third-party vendors, customers or suppliers; and/or (iii) vehicle propulsion control modules or other in-product technology, owned by us, our customers or our third-party vendors or suppliers. Such cyber incidents could materially disrupt operational systems (for example, through the deployment of ransomware); result in loss of intellectual property, trade secrets or other proprietary or competitively sensitive information; compromise personally identifiable information of employees, customers, suppliers, or others; jeopardize the security of our facilities; and/or affect the performance of vehicle propulsion control modules or other in-product technology. A cyber incident could be caused by malicious insiders or by third parties using sophisticated, targeted

methods to circumvent firewalls, encryption, and other security defenses, including hacking, fraud, trickery, or other forms of deception, such as social engineering and phishing, or due to human or technological error, such as misconfigurations, “bugs,” or vulnerabilities in software or hardware used by us or others.

The techniques used by threat actors change frequently and may be difficult to detect for long periods of time. Cyberattacks are expected to accelerate on a global basis in frequency and magnitude as threat actors are increasingly using tools – including artificial intelligence – to evade detection and even remove forensic evidence. As a result, we may be unable to detect, investigate, remediate or recover from future cyberattacks or other incidents, or to avoid a materially adverse impact to our systems, information or business. In addition, remote or hybrid working arrangements at our Company, our customers and many third-party providers increase cybersecurity risks due to the challenges associated with managing remote computing assets and the nature of security vulnerabilities that are present in many non-corporate and home networks.

We and certain of our customers and third-party providers have experienced cyberattacks and other incidents in the past and will continue to experience varying degrees of cyberattacks and incidents in the future. While to date no cybersecurity incidents have had a material impact on our operations or financial results, we cannot guarantee that material incidents will not occur in the future. In addition, as a provider of defense products and services to the U.S. government and foreign governments, we are subject to a heightened risk of cyberattacks, including by foreign governments, violent extremist organizations, and transnational criminal organizations. A significant cyber incident could impact our production capability, harm our reputation and business relationships, impact our competitive position (including compromising our intellectual property assets), and subject us to regulatory actions or litigation and fines and/or penalties, including pursuant to evolving global privacy and security regulations and laws, as well as significant investigative, restoration or remediation costs and/or increased compliance costs. Any of the foregoing could materially affect our business, results of operations and financial condition. There is no guarantee that our measures to prevent, detect and mitigate these threats, including employee and key third-party partner education, monitoring of networks and systems, and maintenance of backup and protective systems, will be successful in preventing or mitigating a cyber incident.

In addition, in many jurisdictions, we are subject to privacy and data protection laws and regulations. These laws and regulations are changing rapidly and becoming increasingly complex. The interpretation and application of data protection laws in the U.S., Europe, and elsewhere are uncertain, evolving and may be inconsistent across jurisdictions. Our failure to comply with these laws and regulations could result in legal liability, significant regulator penalties and fines, or impair our reputation in the marketplace.

Geopolitical risks may have an adverse effect on our results of operations and financial condition, including on the availability of raw materials for our products or component parts, our supply chain, our customers and our long-term sales opportunities.

Political, economic and other conditions in foreign countries and regions, including geopolitical risks such as escalating tensions between China and western countries and the current wars in Ukraine and the Middle East, may have an adverse effect on our results of operations and financial condition. The duration of any such conflict, its impact on the applicable regional and global economy, and the breadth, severity and duration of any applicable sanctions imposed by the U.S. and other governments is uncertain. Extended or expanded conflicts could impact our ability or those of our suppliers or customers to obtain certain raw materials or component parts and could limit the availability and cost of energy throughout Europe, which could increase our costs, impact our ability to deliver our products or reduce customer demand. In addition, while we have suspended indefinitely all sales and exports of our products to customers in Russia and Belarus and Russian and Belarusian affiliate owned or controlled entities, certain of our competitors have continued to sell products in Russia during this time, which may have a negative impact on our long-term sales opportunities in Russia.

Our brand and reputation are dependent on the continued participation and level of service of our numerous independent distributors and dealers.

We work with a network of approximately 1,600 independent distributors and dealers that provide post-sale service, service parts and support equipment. Because we depend on the pull-through demand generated by end users for our products, any actions by the independent distributors or dealers, which are not in our control, may harm our reputation and damage the brand loyalty among our customer base. In the event that we are not able to maintain our brand reputation because of the actions of our independent distributors and dealers, we may face difficulty in maintaining our pricing positions with respect to some of our products or have reduced demand for our products, which could negatively impact our business, results of operations and financial condition. In addition, if a significant number of independent dealers were to terminate their contracts, it could adversely impact our business, results of operations and financial condition.

In the event of a catastrophic loss of one of our key manufacturing facilities, our business would be adversely affected.

While we manufacture our products in several facilities and maintain insurance covering our facilities, including business interruption insurance, a catastrophic loss of the use of all or a portion of one of our manufacturing facilities due to accident, labor issues, weather conditions, acts of war, political unrest, terrorist activity, natural disaster or extreme weather events, which may increase in frequency and intensity as a result of climate change, public health crises, such as pandemics and epidemics or otherwise, whether short- or long-term, would have a material adverse effect on our business, results of operations and financial condition. Our most significant concentration of manufacturing is around our corporate headquarters in Indianapolis, Indiana, where we produce approximately 90% of our transmissions. In addition to our Indianapolis manufacturing facilities, we currently operate manufacturing facilities for our fully electric propulsion solutions in Auburn Hills, Michigan, for our transmissions in both Szentgotthard, Hungary and Chennai, India and for our aluminum die cast components in Lewisburg, Tennessee. In the event of a disruption at the Indianapolis facilities, our other facilities may not be adequately equipped to operate at a level sufficient to compensate for the volume of production at the Indianapolis facility due to their size and the fact that they have not yet been tested for such significant increases in production volume.

Strategic Risks

Our success depends on research and development efforts, and we may not be successful in developing or introducing new products and technologies and responding to customer needs.

Our success depends on our ability to develop or introduce new products and technologies and improve the efficiency and performance of our current products, and we invest significant resources in research and development in order to do so. We currently have enhancements to our existing products and technologies and new products and technologies under development, including electric hybrid and fully electric propulsion solutions, for planned introduction into certain end markets. The development of new products and technologies is difficult, time-consuming and costly and the timetable for commercial release is uncertain. Not all of our new product launches have been successful, and we may not be successful in the future in introducing other new products and responding to customer needs. In addition, it often takes significant time, in some cases multiple fleet buy cycles, before customers gain experience with new products and technologies and those new products and technologies become widely-accepted by the market, if at all. Given the early stages of development of some of these new products and technologies, there can be no guarantee of future market acceptance and investment returns with respect to these products. In addition, the increased adoption of electric propulsion solutions could result in lower demand for our fully automatic transmissions and, over time, the demand for related service parts and support equipment, which would impact our margins. If we do not adequately anticipate the changing needs of our

customers by keeping pace with improvements and changes in vehicle propulsion technology and developing and introducing new and effective products and technologies on a timely basis, or if the products and technologies we develop do not become market-leading, our competitive position and prospects could be harmed. If our competitors are able to respond to changing market demands and adopt new technologies more quickly than we do, demand for our products could decline, our competitive position could be harmed, our future research and development activities may be constrained due to intellectual property rights of others, licenses for technologies that would enable us to keep pace with our competitors may not be available on commercially reasonable terms if at all and we may not be able to recoup a return on our development investments. Moreover, changing customer demands as well as evolving regulatory, safety and environmental standards could require us to adapt our products and technologies to address such changes. As a result, in the future we may experience delays in the introduction of some or all of our new products or modifications or enhancements of existing products. Furthermore, there may be production delays due to unanticipated technological setbacks, which may, in turn, delay the release of new products to our end users. If the rate of adoption of new technologies, including electric vehicles for the medium- and heavy-duty commercial market, occurs at a pace that is faster than we are anticipating, we may not have products available to meet that accelerated timeframe. If we experience significant delays or increased costs in the production, launch or acceptance of our products and technologies, our net sales and results of operations may be materially adversely affected.

Our long-term growth prospects and results of operations may be impaired if the rate of adoption of fully automatic transmissions in commercial vehicles outside North America does not increase.

Our long-term growth strategy depends in part on an increased rate of automaticity outside North America. As part of that strategy, we have established manufacturing facilities in India and Hungary. We have also dedicated significant human resources to serve markets where we anticipate increased adoption of automaticity. However, manual transmissions remain the market leader outside North America, and there can be no assurance that adoption of automatic transmissions will increase. Factors potentially impacting adoption of automatic transmissions outside of North America include the large existing installed base of manual transmissions, customer preferences for manual transmissions, commercial vehicle OEM vertical integration into manual transmission and AMT manufacturing, increased competition from AMTs, electric propulsion solutions, and other alternative transmission and propulsion solution technologies and failure to further develop the Allison brand. If the rate of adoption of our propulsion solutions, including fully automatic transmissions, does not increase as we have anticipated, our long-term growth prospects and results of operations may be impaired.

Our international operations, in particular our emerging markets, are subject to various risks which could have a material adverse effect on our business, results of operations and financial condition.

Our business is subject to certain risks associated with doing business internationally, particularly in emerging markets. Outside-North America net sales represented approximately 23% of our net sales for 2024. Most of our operations are in the U.S., but we also have manufacturing and customization facilities in India and Hungary with a services agreement with Stellantis NV and customization capability in Brazil, the Netherlands, China and Japan. Further, we intend to continue to pursue growth opportunities for our business in a variety of business environments outside the U.S., which could exacerbate the risks set forth below. Our international operations are subject to, without limitation, the following risks:

- the burden of complying with multiple and possibly conflicting laws and any unexpected changes in regulatory requirements;
- foreign currency exchange controls, sanctions, import and export restrictions and tariffs, including restrictions promulgated by the Office of Foreign Assets Control of the U.S. Department of the Treasury, and other trade protection regulations and measures;

- political risks, including increased trade protectionism and risks of loss due to civil disturbances, acts of terrorism, acts of war, guerilla activities and insurrection;
- unstable economic, financial and market conditions and increased expenses as a result of inflation, higher energy costs or higher interest rates;
- difficulties in enforcement of third-party contractual obligations and intellectual property rights and collecting receivables through foreign legal systems;
- difficulty in staffing and managing international operations and the application of foreign labor regulations;
- differing local product preferences and product requirements;
- fluctuations in currency exchange rates to the extent that our assets or liabilities are denominated in a currency other than the functional currency of the country where we operate;
- potentially adverse tax consequences from changes in tax laws, requirements relating to withholding taxes on remittances and other payments by subsidiaries and restrictions on our ability to repatriate dividends from our subsidiaries; and
- exposure to liabilities under anti-corruption and anti-money laundering laws, including the U.S. Foreign Corrupt Practices Act ("FCPA") and similar laws and regulations in other jurisdictions.

Any one of these factors could materially adversely affect our sales of products or services to international customers or harm our reputation, which could have a material adverse effect on our business, results of operations and financial condition.

We may not be able to identify or consummate acquisitions or partnerships or achieve expected benefits from or effectively integrate acquisitions or partnerships, which could harm our growth.

From time to time, we evaluate selective acquisitions, partnerships and strategic investments. Potential and completed acquisitions and partnerships involve many risks that could have an adverse effect on our business, financial condition or results of operations, including:

- our ability to identify suitable acquisition or partnership candidates, prevail against competing potential acquirers or partners and negotiate and consummate acquisitions or partnerships on terms attractive to us;
- difficulties in integrating personnel and sales forces, operations, manufacturing, logistics, research and development, information technology, communications, purchasing, accounting, marketing, administration and other systems and processes and otherwise assimilating the operations of the acquired company;
- the diversion of resources, including diverting management's attention from our current operations;
- risks of entering new geographic or product markets in which we have limited or no direct prior experience;
- the potential loss of key customers, employees or suppliers of the acquired company or adverse effects on our existing business relationships with our suppliers and customers;
- the potential incurrence of indebtedness to fund the acquisition or partnerships;
- the acquired business or partnership not achieving anticipated revenues, earnings, cash flow or market share;
- excess capacity;
- failure to achieve the expected synergies or cost savings;
- the need for additional investments post-investment or post-acquisition that could be greater than anticipated;
- the impact of U.S. and foreign competition laws and regulations on our ability to make certain acquisitions, to enter into certain partnerships or to make certain strategic investments;

- inaccurate assessment of undisclosed, contingent or other liabilities or problems and unanticipated costs associated with the acquisition or partnership;
- incorrect estimates made in accounting for acquisitions, incurrence of non-recurring charges and write-off of significant amounts of goodwill that could adversely affect our financial results; and
- dilution of earnings.

We may also face liability with respect to acquired businesses for violations of environmental or other laws occurring prior to the date of our acquisition, and some or all of these liabilities may not be covered by environmental or other insurance secured to mitigate the risk or by indemnification from the sellers from which we acquired these businesses. We could also incur significant costs, including, but not limited to, remediation costs, natural resources damages, civil or criminal fines and sanctions and third-party claims, as a result of past or future violations of, or liabilities associated with, environmental or other laws.

We cannot offer any assurance that we will be able to consummate any future acquisitions, strategic investments, partnerships or other business combinations. If we are unable to identify suitable acquisition candidates or to consummate and successfully integrate any future acquisitions, our business and results of operations may be adversely affected as a result.

Legal and Regulatory Risks

Any events that impact our brand name, including if the products we manufacture or distribute are found to be defective, could have an adverse effect on our reputation, cause us to incur significant costs and negatively impact our business, results of operations and financial condition.

We face exposure to product liability claims in the event that the use of our products has, or is alleged to have, resulted in injury, death or other adverse effects. We currently maintain product liability insurance coverage, but we cannot guarantee that we will be able to obtain such insurance on acceptable terms in the future, if at all, or that any such insurance will provide adequate coverage against potential claims. Product liability claims can be expensive to defend and can divert the attention of management and other personnel for long periods of time, regardless of the ultimate outcome. An unsuccessful product liability defense could have a material adverse effect on our business, results of operations, financial condition or prospects. If one of our products is determined to be defective, we may face substantial warranty costs and may be responsible for significant costs associated with a product recall or a redesign. We have had defect and warranty issues associated with certain of our products in the past, and similar product defects may occur in the future. See "Note 10. Product Warranty Liabilities" of Notes to Consolidated Financial Statements included in Part II, Item 8., of this Annual Report on Form 10-K for additional details regarding these warranty issues.

Furthermore, our business depends on the strong brand reputation we believe we have developed. In addition to the risk of defective products, we also face significant risks in our efforts to penetrate new markets, where we have limited brand recognition. We also rely on our reputation with end users of our products to specify our products when purchasing new vehicles from our OEM customers. In the event we are not able to maintain or enhance our brand in these new markets or our reputation is damaged in our existing markets as a result of product defects or recalls, we may face difficulty in maintaining our pricing positions with respect to some of our products or experience reduced demand for our products, which could negatively impact our business, results of operations and financial condition.

Additionally, we license the "Allison Transmission" name and certain related trademarks to third parties. If any third party uses the trade name "Allison Transmission" in ways that adversely affect such trade name or trademark, our reputation could suffer damage, which in turn could have a material adverse effect on our business, results of operations and financial condition.

Many of the key patents and unpatented technology we use in our business are licensed to us, not owned by us, and our ability to use and enforce such patents and technology is restricted by the terms of the license.

Protecting our intellectual property rights is critical to our ability to compete and succeed as a company. General Motors Company ("GM") has granted us an irrevocable, perpetual, royalty-free, worldwide license under a large number of U.S. and foreign patents and patent applications, as well as certain unpatented technology and know-how, to design, develop, manufacture, use and sell fully automatic transmissions and electric hybrid propulsion solutions for use in certain vocational vehicles, defense vehicles and off-road products. For the bulk of the intellectual property licensed to us, our license is exclusive with respect to the design, development, manufacture, use and sale of fully automatic transmissions and electric hybrid propulsion solutions in vocational vehicles above certain weight rating thresholds, certain defense vehicles and certain off-road products. It is non-exclusive with respect to certain other products that are within the scope of the licensed patents or to which the licensed technology can be applied. GM continues to own such patents and technology, and GM has the right, in the first instance, to control the maintenance, enforcement and defense of such patents and the prosecution of the licensed patent applications. In addition, our ability to sublicense our rights is limited.

We rely on unpatented technology, which exposes us to certain risks.

We currently do, and may continue in the future to, rely on unpatented proprietary technology. In such regard, we cannot be assured that any of our applications for protection of our intellectual property rights will be approved or that others will not infringe or challenge our intellectual property rights. It is possible our competitors will independently develop the same or similar technology or otherwise obtain access to our unpatented technology.

Although we believe the loss or expiration of any single patent would not have a material effect on our business, results of operations or financial position, there can be no assurance that any one, or more, of the patents or any other intellectual property owned by or licensed to us will not be challenged, invalidated or circumvented by third parties. In fact, a number of the patents licensed to us are set to expire in the next few years. When a patent expires, the inventions it discloses can be used freely by others. Thus, the competitive advantage that we gain from the patents licensed to us will decrease over time, and a greater burden will be placed on our own research and development and licensing efforts to develop and otherwise acquire technologies to keep pace with improvements of transmission-related technology in the marketplace. We enter into confidentiality and invention assignment agreements with employees, and into non-disclosure agreements with suppliers and appropriate customers so as to limit access to and disclosure of our proprietary information. We cannot be assured that these measures will provide meaningful protection for our trade secrets, know-how or other proprietary information in the event of any unauthorized use, misappropriation or disclosure. If we are unable to maintain the proprietary nature of our technologies, our ability to sustain margins on some or all of our products may be affected, which could reduce our sales and profitability. Moreover, the protection provided for our intellectual property by the laws and courts of foreign nations may not be as advantageous to us as the protection available under U.S. law.

Environmental, health and safety laws and regulations may impose significant compliance costs and liabilities on us.

Our manufacturing operations are subject to many environmental, health and safety laws and regulations governing emissions to air, discharges to water, the generation, handling and disposal of waste and the cleanup of contaminated properties. Compliance with these laws and regulations is costly. We have incurred and expect to continue to incur significant costs to maintain or achieve compliance with applicable environmental, health and safety laws and regulations. Moreover, regulatory bodies are increasingly adopting regulations that target limiting greenhouse gases and combating climate change, which may impact our ability to sell our current products or require us to develop new products or technologies. If these environmental, health and safety laws and regulations

that impact our operations or products become more stringent or expand to include a larger portion of our products or our customers' products in the future, we could incur additional costs in order to ensure that our business and products comply with such regulations. In addition, we may not be successful in developing products or technologies that comply with, or the vehicle or customer OEMs to which we sell our products may choose not to comply with, such laws and regulations, which could impact our ability to sell our products in certain locations, negatively impact our business and result in a loss of market share. Furthermore, if our products that are already placed in service are found to be non-compliant with certain laws, regulations and certifications, we may incur additional costs and fines. We cannot assure that we are in full compliance with all environmental, health and safety laws and regulations. Our failure to comply with applicable environmental, health and safety laws and regulations and permit requirements could result in civil or criminal fines, penalties or enforcement actions, third-party claims for property damage and personal injury, requirements to clean up property or to pay for the costs of cleanup or regulatory or judicial orders enjoining or curtailing operations or requiring corrective measures, including the installation of pollution control equipment or remedial actions. Our failure to comply could also result in our failure to secure adequate insurance for our business, resulting in significant exposure, diminished ability to hedge our risks and material modifications of our business operations.

Concern over climate change continues to result in new legal and regulatory requirements designed to mitigate the effects of climate change on the environment, such as actions taken by the U.S. Environmental Protection Agency and several states to address greenhouse gas emissions, the European Union's CSRD, California's Climate Corporate Data Accountability Act and Climate-Related Financial Risk Act, and the SEC's final climate disclosure rules, which are currently stayed. We are experiencing increased compliance burdens and costs in addressing our obligations under these new legal and regulatory obligations, and these new legal and regulatory obligations may adversely affect raw material sourcing, manufacturing operations and the distribution of our products.

We may be subject to liability as a potentially responsible party under the Comprehensive Environmental Response, Compensation and Liability Act and similar state or foreign laws for contaminated properties that we currently own, lease or operate or that we or our predecessors have previously owned, leased or operated, and sites to which we or our predecessors sent hazardous substances. Such liability may be joint and several so that we may be liable for more than our share of any contamination, and any such liability may be determined without regard to causation or knowledge of contamination. We or our predecessors have been named potentially responsible parties at contaminated sites from time to time.

There can be no assurances that future environmental remediation obligations will not have a material adverse effect on our results of operations and financial condition. In addition, we occasionally evaluate alternatives with respect to our facilities, including possible dispositions or closings. Investigations undertaken in connection with these activities may lead to discoveries of contamination that must be remediated, and closings of facilities may trigger remediation requirements that are not applicable to operating facilities. We may also face lawsuits brought by third parties that either allege property damage or personal injury as a result of, or seek reimbursement for costs associated with, such contamination.

Our business and financial results may be adversely affected by U.S. government contracting risks.

We are subject to various laws and regulations applicable to parties doing business with the U.S. government, including laws and regulations governing performance of U.S. government contracts, the use and treatment of U.S. government furnished property and the nature of materials used in our products. We may be unilaterally suspended or barred from conducting business with the U.S. government, or become subject to fines or other sanctions if we are found to have violated such laws or regulations. As a result of the need to comply with these laws and regulations, we are subject to increased risks of governmental investigations, civil fraud actions, criminal prosecutions, whistleblower lawsuits and other enforcement actions. The laws and regulations to which we are

subject include, but are not limited to, Export Administration Regulations, the Federal Acquisition Regulation, International Traffic in Arms Regulations and regulations from the Bureau of Alcohol, Tobacco, Firearms and Explosives and the FCPA.

U.S. government contracts are subject to modification, curtailment or termination by the U.S. government without prior written notice, either for convenience or for default as a result of our failure to perform under the applicable contract. If terminated by the U.S. government as a result of our default, we could be liable for additional costs the U.S. government incurs in acquiring undelivered goods or services from another source and any other damages it suffers. Additionally, we cannot assign prime U.S. government contracts without the prior consent of the U.S. government contracting officer, and we are required to register with the Central Contractor Registration Database. Furthermore, the U.S. government periodically audits our governmental contract costs, which could result in fines, penalties or adjustment of costs and prices under the contracts. The result of, or expiration of the statute of limitations for, such audits could have an impact on reported liabilities, net income and cash flow from operations.

Provisions of our amended and restated certificate of incorporation and amended and restated bylaws and Delaware law might discourage, delay or prevent a change of control of our company or changes in our management and, as a result, depress the trading price of our common stock.

Our amended and restated certificate of incorporation and amended and restated bylaws and certain provisions of the Delaware General Corporation Law contain provisions that could discourage, delay or prevent a change in control of our company or changes in our management that the stockholders of our company may deem advantageous. These provisions:

- authorize the issuance of blank check preferred stock that our Board of Directors could issue to increase the number of outstanding shares and to discourage a takeover attempt;
- prohibit our stockholders from calling a special meeting of stockholders;
- prohibit stockholder action by written consent, which requires all stockholder actions to be taken at a meeting of our stockholders;
- provide that the Board of Directors is expressly authorized to adopt, or to alter or repeal, our bylaws;
- establish advance notice requirements for nominations for election to our Board of Directors or for proposing matters that can be acted upon by stockholders at stockholder meetings; and
- require the approval of holders of at least two-thirds of the outstanding shares of common stock to amend the bylaws and certain provisions of the certificate of incorporation.

These anti-takeover defenses could discourage, delay or prevent a transaction involving a change in control of our company that our stockholders may believe to be in their best interests. These provisions could also discourage proxy contests and make it more difficult for our stockholders to elect directors of their choosing and cause us to take corporate actions other than those they desire.

Risks Related to Our Indebtedness and Financial Risks

Our indebtedness could adversely affect our financial health, restrict our activities and affect our ability to meet our obligations.

As of December 31, 2024, we had total indebtedness of \$2,414 million, and we would have been able to borrow an additional \$744 million, net of \$6 million of outstanding letters of credit, under Allison Transmission Inc.'s ("ATI"), our wholly-owned subsidiary, revolving credit facility with commitments in the amount of \$750 million due March 2029 ("Revolving Credit Facility"). As of December 31, 2024, we had no outstanding borrowings against the Revolving Credit Facility. At December 31, 2024, \$514 million of our total indebtedness was associated with ATI's

term loan facility due March 2031 ("Term Loan", and together with the Revolving Credit Facility, the "Senior Secured Credit Facility"), \$400 million of our total indebtedness was associated with ATI's 4.75% Senior Notes due October 2027 ("4.75% Senior Notes"), \$500 million of our total indebtedness was associated with ATI's 5.875% Senior Notes due June 2029 ("5.875% Senior Notes") and \$1,000 million of our total indebtedness was associated with ATI's 3.75% Senior Notes due January 2031 ("3.75% Senior Notes", and together with the 4.75% Senior Notes and 5.875% Senior Notes, the "Senior Notes"). For a complete description of the terms of the Senior Secured Credit Facility and the Senior Notes, please see "Note 8. Debt" in Part II, Item 8., of this Annual Report on Form 10-K.

Our indebtedness could have important consequences. For example, it could:

- make it more difficult for us to satisfy our obligations under our indebtedness;
- require us to further dedicate a substantial portion of our cash flow from operations to payments of principal and interest on our indebtedness, thereby reducing the availability of our cash flow to fund acquisitions, working capital, capital expenditures, research and development efforts and other general corporate purposes;
- increase our vulnerability to and limit our flexibility in planning for, or reacting to, downturns or changes in our business and the industry in which we operate;
- restrict us from making strategic acquisitions or cause us to make non-strategic divestitures;
- expose us to the risk of increased interest rates as borrowings under the Senior Secured Credit Facility are subject to variable rates of interest;
- place us at a competitive disadvantage compared to our competitors that have less debt; and
- limit our ability to borrow additional funds.

In addition, the Revolving Credit Facility contains a maximum total senior secured leverage ratio. The Senior Secured Credit Facility and the indentures governing the Senior Notes also contain other negative and affirmative covenants that will limit our ability to engage in activities that may be in our long-term best interests. Our failure to comply with any of the covenants could result in an event of default which, if not cured or waived, could result in the acceleration of all of our indebtedness.

To service our indebtedness, we will require a significant amount of cash, and our ability to generate cash depends on many factors beyond our control.

Our ability to make cash payments on our indebtedness and to fund planned capital expenditures will depend on our ability to generate significant operating cash flow in the future. This, to a significant extent, is subject to general economic, financial, competitive, legislative, regulatory and other factors that are beyond our control.

We cannot ensure that our business will generate sufficient cash flow from operations or that future borrowings will be available to us under the Revolving Credit Facility in an amount sufficient to enable us to pay our indebtedness or to fund our other liquidity needs. In such circumstances, we may need to refinance all or a portion of our indebtedness on or before maturity. We cannot ensure that we will be able to refinance any of our indebtedness on commercially reasonable terms or at all. If we cannot service our indebtedness, we may have to take actions such as selling assets, seeking additional equity or reducing or delaying capital expenditures, strategic acquisitions, investments and alliances. We cannot ensure that any such actions, if necessary, could be effected on commercially reasonable terms or at all.

Despite current indebtedness levels, we and our subsidiaries may still be able to incur additional indebtedness, which could further exacerbate the risks associated with our substantial financial leverage.

We and our subsidiaries may be able to incur additional indebtedness in the future because the terms of our indebtedness do not fully prohibit us or our subsidiaries from doing so. Subject to covenant compliance and certain

conditions, our indebtedness permits additional borrowing, including total borrowing up to \$744 million under the Revolving Credit Facility, net of \$6 million in letters of credit. If new debt is added to our current debt levels and our subsidiaries' current debt levels, the related risks that we and they now face could intensify.

Our pension and other post-retirement benefits funding obligations could increase as a result of a variety of factors.

Our earnings may be positively or negatively impacted by the amount of income or expense recorded for our defined benefit pension plans and other post-retirement benefits ("OPEB"). Accounting principles generally accepted in the United States of America ("GAAP") require that income or expense for defined benefit pension plans be calculated at the annual measurement date, or more frequently if certain events occur, using actuarial assumptions and calculations. These calculations reflect certain assumptions, the most significant of which relate to the capital markets, interest rates, health care inflation rates and other economic conditions. Changes in key economic indicators can change these assumptions. These assumptions, along with the actual value of assets at the measurement date, will impact the calculation of pension expense for the year. Although GAAP pension expense and pension contributions are not directly related, the key economic indicators that affect GAAP pension expense also affect the amount of cash that we would contribute to our defined benefit pension plans. Because the values of these defined benefit pension plans' assets have fluctuated and will fluctuate in response to changing market conditions, the amount of gains or losses that will be recognized in subsequent periods, the impact on the funded status of the defined benefit pension plans and the future minimum required contributions, if any, could have a material adverse effect on our business, results of operations and financial condition. The magnitude of such impact cannot be determined with certainty at this time. However, the effect of a one percentage point decrease in the assumed discount rate would result in an increase in the December 31, 2024 defined benefit pension plans obligation of approximately \$13 million. Likewise, a one percentage point decrease in the effective interest rate for determining defined benefit pension plans contributions would result in an increase in the minimum required contributions for 2025 of approximately \$2 million. Similarly, a one percentage point decrease in the assumed discount rate would result in an increase in the December 31, 2024 OPEB obligation of approximately \$6 million. As of December 31, 2024, the net overfunded status of our defined benefit pension plans was \$2 million, while the unfunded status of our OPEB plan was \$59 million.

An impairment in the carrying value of goodwill, other intangible assets or long-lived assets could negatively affect our consolidated results of operations and net worth.

Pursuant to GAAP, we are required to assess our goodwill and indefinite-lived intangible assets to determine if they are impaired on an annual basis, or more often if events or changes in circumstances indicate that impairment may have occurred. Intangible assets with finite lives are amortized over the useful life and are reviewed for impairment on triggering events such as events or changes in circumstances indicating that an impairment may have occurred. If the testing performed indicates that impairment has occurred, we are required to record a non-cash impairment charge for the difference between the carrying value of the goodwill and the implied fair value of the goodwill or the carrying value of the intangible assets and the fair value of the intangible assets in the period the determination is made. Disruptions to our business, end market conditions, protracted economic weakness, the unsuccessful development of a product and unexpected significant declines in operating results may result in charges for goodwill and other asset impairments. See "Note 2. Summary of Significant Accounting Policies" and "Note 6. Goodwill and Other Intangible Assets" of Notes to Consolidated Financial Statements included in Part II, Item 8., of this Annual Report on Form 10-K for additional details.

The carrying value of long-lived assets is evaluated whenever events or circumstances indicate that the carrying value of a long-lived asset may not be recoverable. Events or circumstances that would result in an impairment review primarily include a significant change in the use of an asset, a significant change in the projected future cash flows generated by an asset or the planned sale or disposal of an asset. The asset would be considered impaired when there is no future use planned for the asset or the future net undiscounted cash flows generated by the asset or asset group are less than its carrying value. An impairment loss would be recognized based on the amount by which the carrying value exceeds fair value and could have a material adverse effect on the results of our operations. See "Note 2. Summary of Significant Accounting Policies" and "Note 5. Property, Plant and Equipment" of Notes to Consolidated Financial Statements included in Part II, Item 8., of this Annual Report on Form 10-K for additional details.

ITEM 1B. UNRESOLVED STAFF COMMENTS

None.

ITEM 1C. CYBERSECURITY

We have developed and implemented a cybersecurity risk management program intended to protect the confidentiality, integrity, and availability of our critical systems and information.

Our cybersecurity risk management program is guided by the National Institute of Standards and Technology Cybersecurity Framework ("NIST CSF"). This does not imply that we meet any particular technical standards, specifications, or requirements, only that we use the NIST CSF as a framework to help us identify, assess, and manage cybersecurity risks relevant to our business.

Our cybersecurity risk management program is integrated into our overall enterprise risk management program and shares common methodologies, reporting channels and governance processes that apply across the enterprise risk management program to other legal, compliance, strategic, operational, and financial risk areas.

Key aspects of our cybersecurity risk management program include:

- Risk assessments designed to help identify material cybersecurity risks to our critical systems and information;
- A security team principally responsible for managing (1) our cybersecurity risk assessment processes, (2) our security controls, and (3) our response to cybersecurity incidents;
- The use of external service providers, where appropriate, to assess, test or otherwise assist with aspects of our security controls ;
- Cybersecurity awareness training of our employees, key third-party partners, incident response personnel, and senior management;
- A cybersecurity incident response plan that includes procedures for responding to cybersecurity incidents; and
- A third-party risk management process for key third-party vendors and suppliers.

We have not identified risks from known cybersecurity threats, including as a result of any prior cybersecurity incidents, that have materially affected us, including our operations, business strategy, results of operations, or financial condition. We face certain ongoing risks from cybersecurity threats that, if realized, are reasonably likely to materially affect us, including our operations, business strategy, results of operations, or financial condition. See "Risk Factors – We are subject to cybersecurity risks to operational systems, security systems, or infrastructure owned by Allison or third-party vendors or suppliers" in Part I, Item 1A. of this Annual Report on Form 10-K.

Cybersecurity Governance

Our Board considers cybersecurity risk as part of its risk oversight function and has delegated to its Audit Committee oversight of cybersecurity and other information technology risks. Our Audit Committee oversees management's implementation of our cybersecurity risk management program.

Our Audit Committee receives quarterly reports from management on our cybersecurity risks. In addition, management updates the Audit Committee, as necessary, regarding significant cybersecurity incidents.

The Committee reports to the full Board regarding its activities, including those related to cybersecurity. The full Board also receives briefings from management on our cybersecurity risk management program. Board members receive presentations on cybersecurity topics from our Chief Information Security Officer ("CISO"), internal security staff or external experts as part of the Board's continuing education on topics that impact public companies.

Our management team, including our Chief Executive Officer, Chief Financial Officer, General Counsel, Chief Information Officer ("CIO") and CISO, has overall responsibility for assessing and managing our material risks from cybersecurity threats. Our management team has primary responsibility for implementing our cybersecurity risk management program and supervises both our internal cybersecurity personnel and our retained external cybersecurity consultants.

Our management team, led by our CISO, is informed about and monitors the prevention, detection, mitigation, and remediation of key cybersecurity risks and incidents through various means, which may include briefings with internal cybersecurity team members and external consultants, threat intelligence and other information obtained from public or private sources, and alerts and reports produced by security tools deployed in our information technology environment. Our CISO has over 25 years and our CIO has over 10 years of experience in designing and implementing corporate information technology security systems and strategies. In addition, our CISO leads the operational cybersecurity team, which has an average of over 10 years of experience. Collectively, the members of the operational cybersecurity team have various certifications, including, but not limited to, CISSP, GSOM, GCIA, GCIH, CISA, CCSK, SSCP, GPEN, CEH, and CISM.

ITEM 2. PROPERTIES

Our world headquarters, which we own, is located at One Allison Way, Indianapolis, Indiana 46222. As of December 31, 2024, we have 17 manufacturing and certain other facilities in eight countries. The following table sets forth certain information regarding our significant facilities.

Plant	Location	Approximate Size (ft ²)	Owned / Leased	Description
Plant #3	Indianapolis	927,000	Own	Engineering, Operational Support
Plant #4	Indianapolis	425,900	Own	Manufacturing
Plant #6	Indianapolis	431,500	Own	Manufacturing
Plant #12	Indianapolis	534,900	Own	Manufacturing
Plant #14	Indianapolis	481,100	Own	Manufacturing
Plant #15	Indianapolis	391,700	Own	Manufacturing
Plant #17	Indianapolis	389,000	Own	Parts Distribution Center
Innovation Center	Indianapolis	96,000	Own	Engineering, Research and Development
Vehicle Electrification + Environmental Test (VE+ET) Center	Indianapolis	66,000	Own	Research and Development
Auburn Hills	Auburn Hills, Michigan, USA	110,400	Lease	Engineering, Operational Support, Manufacturing
Walker Die Casting	Lewisburg, Tennessee, USA	774,100	Own	Manufacturing
Chennai	India	331,700	Own	Manufacturing
Szentgotthard	Hungary	149,000	Own	Manufacturing & Customization

We believe all our facilities are suitable for their intended purpose, are being efficiently utilized and provide adequate capacity to meet demand for the next several years. The table above does not include sales offices located in various countries.

ITEM 3. LEGAL PROCEEDINGS

We are subject to various contingencies, including routine legal proceedings and claims arising out of the normal course of business. These proceedings primarily involve commercial claims, product liability claims, personal injury claims and workers' compensation claims. The outcome of these lawsuits, legal proceedings and claims cannot be predicted with certainty. Nevertheless, we believe the outcome of any of these currently existing proceedings, even if determined adversely, would not have a material adverse effect on our financial condition or results of operations. See also "Note 18. Commitments and Contingencies" in Part II, Item 8., of this Annual Report on Form 10-K.

ITEM 4. MINE SAFETY DISCLOSURES

Not applicable.

PART II.

ITEM 5. Market for Registrant’s Common Equity, Related Stockholder Matters and Issuer Purchases of Equity Securities

Market Information

Our common stock is listed on the NYSE under the symbol “ALSN.”

Holders

As of January 30, 2025, there were approximately 201,925 stockholders of record of our common stock, which includes the actual number of holders registered on our books and holders of shares in “street name” or persons, partnerships, associations, corporations or other entities identified in security position listings maintained by depositories.

Unregistered Sales of Equity Securities

During the period covered by this Annual Report on Form 10-K, we did not offer or sell any equity securities that were not registered under the Securities Act of 1933, as amended (the “Securities Act”).

Issuer Purchases of Equity Securities

Our current stock repurchase program (the “Repurchase Program”) was authorized by the Board of Directors in 2016, with increases approved by the Board of Directors on each of November 8, 2017, July 30, 2018, May 9, 2019 and February 24, 2022, which in the aggregate authorized total repurchases of up to \$4,000 million in shares of our common stock. The Repurchase Program has no termination date, and the timing and amount of stock purchases are subject to market conditions and corporate needs. The Repurchase Program may be modified, suspended or discontinued at any time at our discretion.

The following table sets forth information related to our repurchase of our common stock on a monthly basis during the three months ended December 31, 2024:

	Total Number of Shares Purchased	Average Price Paid per Share	Total Number of Shares Purchased as Part of Publicly Announced Programs ⁽¹⁾	Approximate Dollar Value of Shares that May Yet Be Purchased Under the Plans or Programs ⁽¹⁾
October 1 – October 31, 2024	230,958	\$ 99.57	230,958	\$ 615,635,222
November 1 – November 30, 2024	374,067	117.62	374,067	571,639,106
December 1 – December 31, 2024	465,551	112.76	465,551	519,143,756
Total	<u>1,070,576</u>	<u>111.61</u>	<u>1,070,576</u>	

⁽¹⁾ These values reflect repurchases made under the Repurchase Program.

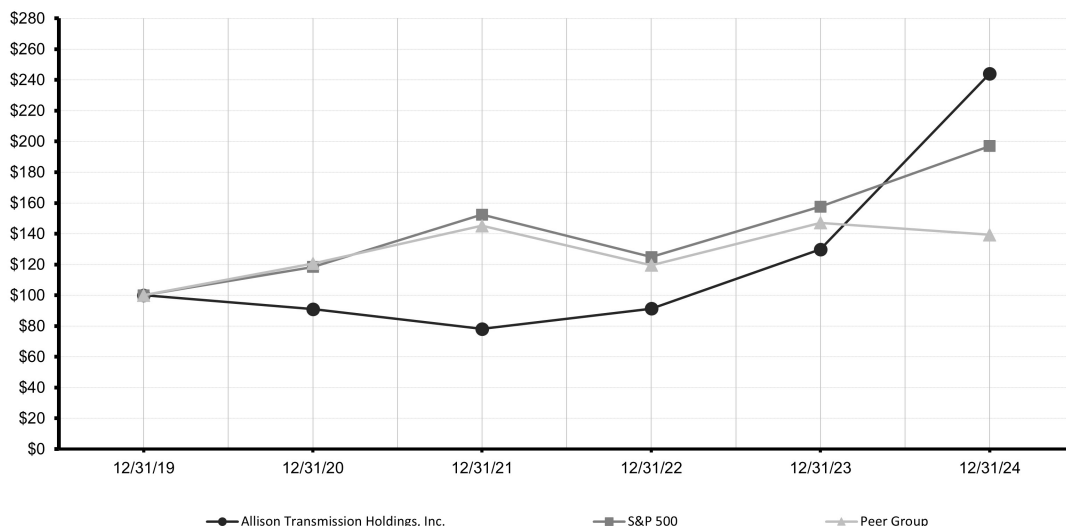
Issuances Under Equity Compensation Plans

For information regarding the securities authorized for issuance under our equity compensation plans, see Part III, Item 12. of this Annual Report on Form 10-K.

Comparative Stock Performance Graph

The information included under the heading “Comparative Stock Performance Graph” in this Item 5. of Part II of this Annual Report on Form 10-K shall not be deemed to be “soliciting material” or subject to Regulation 14A or 14C, shall not be deemed “filed” for purposes of Section 18 of the Exchange Act, or otherwise subject to the liabilities of that section, nor shall it be deemed incorporated by reference in any filing under the Securities Act or the Exchange Act.

Set forth below is a graph comparing the total cumulative returns of ALSN, the S&P 500 Index and an index of peer companies selected by us. Our peer group includes Donaldson Company, Inc., Graco Inc., Roper Technologies, Inc., Gentex Corporation, Rockwell Automation, Inc. and Sensata Technologies Holding PLC. The graph assumes \$100 was invested on December 31, 2019 in our common stock and each of the indices and that all dividends, if any, are reinvested.



	As of December 31, 2019	As of December 31, 2020	As of December 31, 2021	As of December 31, 2022	As of December 31, 2023	As of December 31, 2024
Allison Transmission Holdings, Inc.	\$ 100.00	\$ 90.91	\$ 78.11	\$ 91.27	\$ 129.84	\$ 244.08
S&P 500 Index	100.00	118.40	152.39	124.79	157.59	197.02
Peer Group	100.00	120.62	145.20	119.58	147.08	139.30

ITEM 6. [RESERVED]

ITEM 7. Management's Discussion and Analysis of Financial Condition and Results of Operations

The following discussion contains forward-looking statements regarding industry trends, our expectations regarding our future performance, liquidity and capital resources and other non-historical statements that involve risks and uncertainties. Our actual results may differ materially from those discussed in or implied by the forward-looking statements as a result of various factors, including, without limitation, those set forth under Part I, Item 1A., "Risk Factors," and other matters included elsewhere in this Annual Report on Form 10-K. The following discussion and analysis of our financial condition and results of operations should be read in conjunction with our consolidated financial statements and the notes thereto included elsewhere in this Annual Report on Form 10-K.

This section of this Annual Report on Form 10-K generally discusses 2024 and 2023 items and year-over-year comparisons between 2024 and 2023. A detailed discussion of 2022 items and year-over-year comparisons between 2023 and 2022 that are not included in this Annual Report on Form 10-K can be found in "Management's Discussion and Analysis of Financial Condition and Results of Operations" in Part II, Item 7. of our Annual Report on Form 10-K for the year ended December 31, 2023, as filed with the SEC on February 14, 2024.

Overview

We are a leading designer and manufacturer of propulsion solutions for commercial and defense vehicles and the largest global manufacturer of medium- and heavy-duty fully automatic transmissions. The business was founded in 1915 and has been headquartered in Indianapolis, Indiana since inception. Allison is traded on the New York Stock Exchange under the symbol, "ALSN".

We have a global presence by serving customers in North America, Asia, Europe, South America, and Africa, with approximately 77% of our revenues being generated in North America in 2024. We serve customers through an independent network of approximately 1,600 independent distributor and dealer locations worldwide.

Trends Impacting Our Business

In January 2024, the UAW Local 933 ratified a new four-year collective bargaining agreement with us that expires in November 2027. We have experienced, and expect to continue to experience, a significant increase in labor costs under the terms of this new agreement.

In 2025, we expect higher net sales driven by price increases on certain products, increased demand for Tracked vehicle applications in our Defense end market and robust North American vocational demand.

Full Year 2024 and 2023 Net Sales by End Market (in millions)

End Market	2024 Net Sales	2023 Net Sales	% Variance
North America On-Highway	\$ 1,752	\$ 1,529	15%
North America Off-Highway	8	63	(87)%
Defense	212	166	28%
Outside North America On-Highway	493	477	3%
Outside North America Off-Highway	97	104	(7)%
Service Parts, Support Equipment and Other	663	696	(5)%
Total Net Sales	\$ 3,225	\$ 3,035	6%

North America On-Highway end market net sales were up 15% for the year ended December 31, 2024 compared to the year ended December 31, 2023, principally driven by strength in demand for Class 8 vocational and medium-duty trucks and price increases on certain products.

Global Off-Highway net sales were down 37% for the year ended December 31, 2024 compared to the year ended December 31, 2023, principally driven by lower demand from the energy sector in North America and the mining and construction sectors outside of North America, partially offset by strength in demand from the energy sector outside of North America.

Defense end market net sales were up 28% for the year ended December 31, 2024 compared to the year ended December 31, 2023, principally driven by increased demand for Tracked vehicle applications.

Outside North America On-Highway end market net sales were up 3% for the year ended December 31, 2024 compared to the year ended December 31, 2023, principally driven by higher demand in Asia and price increases on certain products, partially offset by lower demand in Europe.

Service Parts, Support Equipment and Other end market net sales were down 5% for the year ended December 31, 2024 compared to the year ended December 31, 2023, principally driven by lower demand for North America service parts and aluminum die cast components, partially offset by price increases on certain products.

Key Components of our Results of Operations

Net sales

We generate our net sales primarily from the sale of vehicle propulsion solutions, service and component parts, support equipment, defense kits, engineering services, royalties and extended transmission coverage to a wide array of OEMs, distributors and the U.S. government. Sales are recorded in accordance with the terms of the contract, net of provisions for customer incentives and other rebates. Engineering services are recorded as net sales in accordance with the terms of the contract. The associated costs are recorded in cost of sales. We also have royalty agreements with third parties that provide net sales as a result of joint efforts in developing marketable products.

Cost of sales

Our primary components of cost of sales are purchased parts, the overhead expense related to our manufacturing operations and direct labor associated with the manufacture and assembly of vehicle propulsion solutions and parts. For the year ended December 31, 2024, direct material costs were approximately 65%, overhead costs were approximately 27% and direct labor costs were approximately 8% of total cost of sales. We are subject to changes in our cost of sales caused by movements in underlying commodity prices. We seek to hedge against this risk by using LTAs. See Part II, Item 7A., "Quantitative and Qualitative Disclosures about Market Risk—Commodity Price Risk" included in this Annual Report on Form 10-K.

Selling, general and administrative

The principal components of our selling, general and administrative expenses are salaries and benefits for our office personnel, advertising and promotional expenses, product warranty expense, expenses relating to certain information technology systems and amortization of our intangible assets.

Engineering — research and development

We incur costs in connection with research and development programs that are expected to contribute to future earnings. Such costs are expensed as incurred.

Non-GAAP Financial Measures

We use Adjusted Earnings before Interest, Taxes, Depreciation, and Amortization ("EBITDA") and Adjusted EBITDA as a percent of net sales to measure our operating profitability. We believe that Adjusted EBITDA and Adjusted EBITDA as a percent of net sales provide management, investors and creditors with useful measures of the operational results of our business and increase the period-to-period comparability of our operating profitability and comparability with other companies. Adjusted EBITDA as a percent of net sales is also used in the calculation of management's incentive compensation program. The most directly comparable GAAP measure to Adjusted EBITDA and Adjusted EBITDA as a percent of net sales is Net income and Net income as a percent of net sales, respectively. Adjusted EBITDA is calculated as earnings before interest expense, net, income tax expense, amortization of intangible assets, depreciation of property, plant and equipment and other adjustments as defined by the Second Amended and Restated Credit Agreement dated as of March 29, 2019 as amended (the "Credit Agreement"), governing ATI's Term Loan facility in the amount of \$514 million due March 2031 ("Term Loan") and ATI's revolving credit facility with commitments in the amount of \$750 million due March 2029 ("Revolving Credit Facility" and, together with the Term Loan, the "Senior Secured Credit Facility"). Adjusted EBITDA as a percent of net sales is calculated as Adjusted EBITDA divided by net sales.

We use Adjusted free cash flow to evaluate the amount of cash generated by our business that, after the capital investment needed to maintain and grow our business and certain mandatory debt service requirements, can be used for repayment of debt, stockholder distributions and strategic opportunities, including investing in our business. We believe that Adjusted free cash flow enhances the understanding of the cash flows of our business for management, investors and creditors. Adjusted free cash flow is also used in the calculation of management's incentive compensation program. The most directly comparable GAAP measure to Adjusted free cash flow is Net cash provided by operating activities. Adjusted free cash flow is calculated as Net cash provided by operating activities after additions of long-lived assets.

The following is a reconciliation of Net income and Net income as a percent of net sales to Adjusted EBITDA and Adjusted EBITDA as a percent of net sales and a reconciliation of Net cash provided by operating activities to Adjusted free cash flow:

(unaudited, in millions)	For the years ended December 31,		
	2024	2023	2022
Net income (GAAP)	\$ 731	\$ 673	\$ 531
plus:			
Income tax expense	166	154	114
Depreciation of property, plant and equipment	111	109	109
Interest expense, net	89	107	118
Amortization of intangible assets	10	45	46
Stock-based compensation expense (a)	26	22	18
UAW Local 933 contract signing incentives (b)	14	—	—
Unrealized loss on marketable securities (c)	9	1	22
Pension plan settlement loss (d)	4	—	—
Technology-related investments loss (gain) (e)	2	(3)	(6)
Unrealized loss on foreign exchange (f)	1	—	6
Other (g)	2	—	3
Adjusted EBITDA (Non-GAAP)	\$ 1,165	\$ 1,108	\$ 961
Net sales (GAAP)	\$ 3,225	\$ 3,035	\$ 2,769
Net income as a percent of Net sales (GAAP)	22.7%	22.2%	19.2%
Adjusted EBITDA as a percent of Net sales (Non-GAAP)	36.1%	36.5%	34.7%
Net cash provided by operating activities (GAAP)	\$ 801	\$ 784	\$ 657
Deductions to reconcile to Adjusted free cash flow:			
Additions of long-lived assets	(143)	(125)	(167)
Adjusted free cash flow (Non-GAAP)	\$ 658	\$ 659	\$ 490

(a) Represents stock-based compensation expense (recorded in Cost of sales, Selling, general and administrative, and Engineering — research and development).

(b) Represents non-recurring incentives (recorded in Cost of sales, Selling, general and administrative, and Engineering - research and development) to eligible employees as a result of UAW Local 933 represented employees ratifying a four-year collective bargaining agreement effective through November 2027.

(c) Represents losses (recorded in Other (expense) income, net) related to an investment in the common stock of Jing-Jin Electric Technologies Co. Ltd.

(d) Represents a non-cash settlement charge (recorded in Other (expense) income, net) for a pro rata portion of previously unrecognized pension plan actuarial net losses associated with the pension risk transfer of a portion of our salaried defined benefit pension plan obligations to a third-party insurance company.

(e) Represents losses (gains) (recorded in Other (expense) income, net) related to investments in co-development agreements to expand our position in propulsion solution technologies.

(f) Represents losses (recorded in Other (expense) income, net) on intercompany financing transactions for our India facility.

(g) Represents other adjustments as defined by the Credit Agreement.

Results of Operations

The following table sets forth certain financial information for the years ended December 31, 2024 and 2023. The following table and discussion should be read in conjunction with the information contained in our consolidated financial statements and the notes thereto included in Part II, Item 8., of this Annual Report on Form 10-K.

Comparison of years ended December 31, 2024 and 2023

(dollars in millions)	Years ended December 31,			
	2024	% of net sales	2023	% of net sales
Net sales	\$ 3,225	100%	\$ 3,035	100%
Cost of sales	1,696	53	1,565	52
Gross profit	1,529	47	1,470	48
Operating expenses:				
Selling, general and administrative	337	10	357	12
Engineering — research and development	200	6	194	6
Total operating expenses	537	16	551	18
Operating income	992	31	919	30
Other expense, net:				
Interest expense, net				
	(89)	(3)	(107)	(3)
Other (expense) income, net	(6)	—	15	—
Total other expense, net	(95)	(3)	(92)	(3)
Income before income taxes	897	28	827	27
Income tax expense	(166)	(5)	(154)	(5)
Net income	\$ 731	23%	\$ 673	22%

Net sales

Net sales for the year ended December 31, 2024 were \$3,225 million compared to \$3,035 million for the year ended December 31, 2023, an increase of 6%. The increase was principally driven by a \$223 million, or 15%, increase in net sales in the North America On-Highway end market principally driven by strength in demand for Class 8 vocational and medium-duty trucks and price increases on certain products, a \$46 million, or 28%, increase in net sales in the Defense end market principally driven by increased demand for Tracked vehicle applications and a \$16 million, or 3%, increase in net sales in the Outside North America On-Highway end market principally driven by higher demand in Asia and price increases on certain products, partially offset by lower demand in Europe, partially offset by a \$62 million, or 37%, decrease in Global Off-Highway net sales principally driven by lower demand from the energy sector in North America and the mining and construction sectors outside of North America, partially offset by strength in demand from the energy sector outside of North America and a \$33 million, or 5%, decrease in net sales in the Service Parts, Support Equipment and Other end market principally driven by lower demand for North America service parts and aluminum die cast components, partially offset by price increases on certain products.

Cost of sales

Cost of sales for the year ended December 31, 2024 was \$1,696 million compared to \$1,565 million for the year ended December 31, 2023, an increase of 8%. The increase was principally driven by higher direct material and manufacturing expense commensurate with increased net sales and higher manufacturing expense, including \$13 million of non-recurring UAW contract signing incentives.

Gross profit

Gross profit for the year ended December 31, 2024 was \$1,529 million compared to \$1,470 million for the year ended December 31, 2023, an increase of 4%. The increase was principally driven by \$80 million of price increases on certain products and \$62 million related to increased net sales, partially offset by \$75 million of higher manufacturing expense, including \$13 million of non-recurring UAW contract signing incentives, and \$8 million of higher direct material costs. Gross profit as a percent of net sales for the year ended December 31, 2024 decreased 100 basis points compared to the same period in 2023, principally driven by increased cost of sales, including \$13 million of non-recurring UAW contract signing incentives, partially offset by increased net sales and price increases on certain products.

Selling, general and administrative

Selling, general and administrative expenses for the year ended December 31, 2024 were \$337 million compared to \$357 million for the year ended December 31, 2023, a decrease of 6%. The decrease was principally driven by lower intangible amortization expense, partially offset by increased commercial activities spending and higher product warranty expense.

Engineering — research and development

Engineering expenses for the year ended December 31, 2024 were \$200 million compared to \$194 million for the year ended December 31, 2023, an increase of 3%. The increase was principally driven by increased product initiatives spending.

Interest expense, net

Interest expense, net for the year ended December 31, 2024 was \$89 million compared to \$107 million for the year ended December 31, 2023, a decrease of 17%. The decrease was principally driven by higher interest income on cash and cash equivalents and lower interest expense on ATI's Term Loan due primarily to the repayment of \$101 million of principal in the first quarter of 2024.

Other (expense) income, net

Other (expense) income, net for the year ended December 31, 2024 was (\$6) million compared to \$15 million for the year ended December 31, 2023. The change was principally driven by an \$8 million change in unrealized mark-to-market adjustments for marketable securities, a \$5 million change in technology-related investments gains and losses, a \$4 million non-cash defined benefit pension plan settlement charge and \$4 million of unfavorable foreign exchange.

Income tax expense

Income tax expense for the year ended December 31, 2024 was \$166 million resulting in an effective tax rate of 19%, compared to \$154 million of income tax expense and an effective tax rate of 19% for the year ended December 31, 2023. The increase in income tax expense was principally driven by higher taxable income.

Liquidity and Capital Resources

We generate cash primarily from operations to fund our operating, investing and financing activities. Our principal uses of cash are operating expenses, capital expenditures, working capital needs, debt service, dividends on common stock, stock repurchases, and strategic growth initiatives, including investments, acquisitions and collaborations. Our ability to generate cash in the future and our future uses of cash are subject to general economic, financial, competitive, legislative, regulatory and other factors that may be beyond our control. We had total available cash and cash equivalents of \$781 million and \$555 million as of December 31, 2024 and 2023, respectively. Of the available cash and cash equivalents, \$117 million was deposited in operating accounts and \$664 million was invested in U.S. government backed securities as of December 31, 2024, compared to \$134 million deposited in operating accounts and \$421 million invested in U.S. government backed securities as of December 31, 2023.

As of December 31, 2024, the total of cash held by foreign subsidiaries was \$61 million, the majority of which was at our subsidiaries located in China, Japan, the Netherlands and India. We manage our worldwide cash requirements considering available funds among the subsidiaries through which we conduct our business and the cost effectiveness with which those funds can be accessed. As a result, we do not currently anticipate that local liquidity restrictions will preclude us from funding our targeted expectations or operating needs with local resources.

We have not recognized any deferred tax liabilities associated with earnings in foreign subsidiaries, except for our subsidiary located in China, as they are intended to be permanently reinvested and used to support foreign operations or have no associated tax requirements. We have recorded a deferred tax liability of \$3 million for the tax liability associated with the remittance of previously taxed income and unremitted earnings for our subsidiary located in China. The remaining deferred tax liabilities, if recorded, related to unremitted earnings that are indefinitely reinvested are not material.

Our liquidity requirements are significant, primarily due to our debt service requirements. As of December 31, 2024, we had \$514 million of indebtedness associated with ATI's Term Loan, \$400 million of indebtedness associated with ATI's 4.75% Senior Notes due October 2027 ("4.75% Senior Notes"), \$500 million of indebtedness associated with ATI's 5.875% Senior Notes due June 2029 ("5.875% Senior Notes") and \$1,000 million of indebtedness associated with ATI's 3.75% Senior Notes due January 2031 ("3.75% Senior Notes" and, together with the 4.75% Senior Notes and 5.875% Senior Notes, the "Senior Notes"). Short-term and long-term debt service liquidity requirements consist of \$1 million of minimum required quarterly principal payments on ATI's Term Loan through its maturity date of March 2031 and periodic interest payments on ATI's Term Loan and the Senior Notes. There are no required quarterly principal payments on the Senior Notes. Long-term debt service liquidity requirements also consist of the payment in full of any remaining principal balance of ATI's Term Loan and the Senior Notes upon their respective maturity dates.

We made \$104 million and \$7 million of principal payments on the Term Loan during the years ended December 31, 2024 and 2023, respectively. Our ability to make payments on and refinance our indebtedness and to fund planned capital expenditures and growth initiatives will depend on our ability to generate cash in the future.

The Senior Secured Credit Facility provides for a \$750 million Revolving Credit Facility, net of an allowance for up to \$75 million in outstanding letter of credit commitments. As of December 31, 2024, we had \$744 million available under the Revolving Credit Facility, net of \$6 million in letters of credit. As of December 31, 2024, we had no amounts outstanding under the Revolving Credit Facility. If we have commitments outstanding on the Revolving Credit Facility at the end of a fiscal quarter, the Senior Secured Credit Facility requires us to maintain a specified maximum first lien net leverage ratio of 5.50x. Additionally, within the terms of the Senior Secured Credit Facility, a first lien net leverage ratio at or below 4.00x results in the elimination of excess cash flow payments on the Senior Secured Credit Facility for the applicable year. As of December 31, 2024, our first lien net leverage ratio was (0.23x). The Senior Secured Credit Facility also provides certain financial incentives based on our first lien net leverage ratio. A first lien net leverage ratio at or below 4.00x and above 3.50x results in a 25 basis point reduction to the applicable margin on the Revolving Credit Facility. A first lien net leverage ratio at or below 3.50x results in an additional 25 basis point reduction to the applicable margin on the Revolving Credit Facility. These reductions remain in effect as long as we achieve a first lien net leverage ratio at or below the related threshold.

In addition, the Credit Agreement includes, among other things, customary restrictions (subject to certain exceptions) on our ability to incur certain indebtedness, grant certain liens, make certain investments, engage in acquisitions, consolidations and mergers, declare or pay certain dividends, and repurchase shares of our common stock. The indentures governing the Senior Notes contain negative covenants restricting or limiting our ability to, among other things, incur or guarantee additional indebtedness, incur liens, pay dividends on, redeem or repurchase our capital stock, make certain investments, permit payment or dividend restrictions on certain of our subsidiaries, sell assets, engage in certain transactions with affiliates, and consolidate or merge or sell all or substantially all of our assets. As of December 31, 2024, we were in compliance with all covenants under the Senior Secured Credit Facility and indentures governing the Senior Notes.

Our credit ratings and outlook are reviewed periodically by Moody's Ratings ("Moody's") and Fitch Ratings, Inc. ("Fitch"). As of December 31, 2024, our credit ratings from both Moody's and Fitch are shown in the table below:

	December 31, 2024	
Credit Ratings	Moody's	Fitch
Corporate Credit	Ba1	BB+
Term Loan	Baa2	BBB-
4.75% Senior Notes	Ba2	BB+
5.875% Senior Notes	Ba2	BB+
3.75% Senior Notes	Ba2	BB+

We anticipate increased capital expenditures and cash income taxes in 2025 compared to 2024.

Our Board of Directors has authorized us to repurchase up to \$4,000 million of our common stock pursuant to the Repurchase Program. During 2024, we repurchased approximately \$254 million of our common stock under the Repurchase Program. All of the repurchase transactions during 2024 were settled in cash during the same period. As of December 31, 2024, we had approximately \$519 million available under the Repurchase Program.

The following table shows our sources and uses of funds for the years ended December 31, 2024, 2023 and 2022 (dollars in millions):

<i>Statement of Cash Flows Data</i>	Years ended December 31,					
	2024		2023		2022	
Cash flows provided by operating activities	\$	801	\$	784	\$	657
Cash flows used for investing activities		(147)		(129)		(183)
Cash flows used for financing activities		(427)		(332)		(367)

Generally, cash provided by operating activities has been adequate to fund our operations. We have significant liquidity, including \$781 million of cash and cash equivalents and \$744 million available under the Revolving Credit Facility, net of \$6 million in letters of credit, as of December 31, 2024. At this time, we believe cash provided by operating activities, cash and cash equivalents and borrowing capacity under the Revolving Credit Facility will be sufficient to meet our known and anticipated cash requirements for the next twelve months and thereafter.

Cash provided by operating activities

Operating activities for the year ended December 31, 2024 generated \$801 million of cash compared to \$784 million for the year ended December 31, 2023. The increase was principally driven by higher gross profit, lower cash interest payments and lower cash income taxes, partially offset by higher operating working capital funding requirements, higher cash incentive compensation payments and non-recurring UAW contract signing incentive payments.

Cash used for investing activities

Investing activities for the year ended December 31, 2024 used \$147 million of cash compared to \$129 million for the year ended December 31, 2023. The increase was principally driven by an \$18 million increase in capital expenditures and a \$5 million increase in equity method investments, partially offset by \$4 million of proceeds from the sale of assets.

Cash used for financing activities

Financing activities for the year ended December 31, 2024 used \$427 million of cash compared to \$332 million for the year ended December 31, 2023. The increase was principally driven by \$97 million of increased payments on our long-term debt, \$4 million of debt financing fees associated with the amendment of the Credit Agreement governing our Senior Secured Credit Facility and \$4 million of increased dividend payments, partially offset by \$9 million of lower stock repurchases under the Repurchase Program and a \$4 million increase in proceeds from the exercise of stock options.

Critical Accounting Estimates

The preparation of the consolidated financial statements in accordance with GAAP requires management to make estimates and assumptions that affect the reported amounts of some assets and liabilities and, in some instances, the reported amounts of net sales and expenses during the applicable reporting period. Differences between actual amounts and estimates are recorded in the period identified. Estimates can require a significant amount of judgment, and a different set of judgments could result in changes to our reported results. A summary of our critical accounting estimates is included below.

Revenue Recognition

Revenue recognition contains uncertainties because it requires management to make assumptions and to apply judgment to estimate the amount of sales incentives and provision for government price reductions. Distributor and customer sales incentives, consisting of allowances and other rebates, are estimated at the time of sale based upon history and experience and are recorded as a reduction to net sales. Incentive programs are generally product specific or region specific. Some factors used in estimating the cost of incentives include the number of transmissions that will be affected by the incentive program and the rate of acceptance of any incentive program. If the actual number of affected transmissions differs from this estimate, or if a different mix of incentives is actually paid, the impact on net sales would be recorded in the period that the change was identified. Assuming our current mix of sales incentives, a 10% change in sales incentives would correspondingly change our earnings by approximately \$8 million.

Under the terms of certain previous U.S. government contracts, there were price reduction clauses and provisions for potential price reductions which were estimated at the time of sale based upon history and experience, and finalized after completion of U.S. government audits. Given our current price reduction reserve for government contracts, a 10% adjustment in our price reduction reserve would correspondingly change our earnings by approximately \$5 million. Since 2014, Allison contracts with the U.S. Government have generally been firm, fixed price contracts and therefore have not required re-calculation of pricing based on cost principles.

Further information is provided in "Note 2. Summary of Significant Accounting Policies" of Notes to Consolidated Financial Statements included in Part II, Item 8., of this Annual Report on Form 10-K.

Goodwill and Other Intangible Assets

We have elected to perform our annual impairment tests for goodwill and indefinite-lived intangible assets on October 31 of every year using a multi-step impairment test. In Step 0, we have the option to evaluate various qualitative factors to determine the likelihood of impairment. If we determine that the fair value is more likely than not less than the carrying value, then we are required to perform Step 1. If we do not elect to perform Step 0, we can voluntarily proceed directly to Step 1. In Step 1, we perform a quantitative analysis to compare the fair value to our carrying value. If the fair value exceeds the carrying value, no impairment is recorded, and we are not required to perform further testing. If the carrying value exceeds fair value, we would record an impairment loss equal to the difference.

A qualitative assessment contains uncertainties because it requires management to make assumptions and to apply judgment to assess business changes, economic outlook, financial trends and forecasts, growth rates, credit ratings, equity ratings, discount rates, industry data and other relevant qualitative factors.

A quantitative analysis contains uncertainties because it is performed utilizing a discounted cash flow model which includes key assumptions, such as financial forecasts; net sales growth derived from market information, industry reports, marketing programs and future new product introductions; operating margin improvements derived

from cost reduction programs and fixed cost leverage driven by higher sales volumes; and a risk-adjusted discount rate.

Goodwill represents the excess of purchase price paid over the fair value of net assets acquired. In accordance with the Financial Accounting Standards Board's ("FASB") authoritative accounting guidance on goodwill, we do not amortize goodwill but rather evaluate it for impairment on an annual basis, or more often if events or circumstances change that could cause goodwill to become impaired. Goodwill is tested for impairment at the reporting unit level, which is the same as our one operating and reportable segment. We do not aggregate any components into our reporting unit.

Goodwill impairment testing for 2024 was performed using the Step 0 analysis by assessing certain qualitative trends and factors. These trends and factors were compared to, and based on, the assumptions used in prior years. After reviewing the various qualitative factors mentioned above, our 2024 annual goodwill impairment test indicated that the fair value for the reporting unit more likely than not exceeded its carrying value, indicating no impairment.

Other intangible assets have both indefinite and finite useful lives. Intangible assets with indefinite useful lives are not amortized but are tested annually for impairment, or more often if events or circumstances change that could cause intangible assets with indefinite useful lives to become impaired. After reviewing the various qualitative factors mentioned above, our annual 2024 indefinite-lived intangible assets impairment tests, as of October 31, 2024, indicated that the fair value of our indefinite-lived intangible assets more likely than not exceeded their respective carrying values, indicating no impairment.

Intangible assets with finite lives are amortized over their estimated useful lives and reviewed for impairment when circumstances change that would create a triggering event. Customer relationships are amortized over the life in which expected benefits are to be consumed. The other remaining finite life intangibles are amortized on a straight-line basis over their useful lives. We evaluate the remaining useful life of the other intangible assets on a periodic basis to determine whether events or circumstances warrant a revision to the remaining useful life. Assumptions and estimates about future values and remaining useful lives of our intangible and other long-lived assets are complex and subjective. Such assumptions and estimates can be affected by a variety of factors, including external factors such as industry and economic trends, and internal factors, such as changes in our business strategy and internal forecasts. Although management believes the historical assumptions and estimates are reasonable and appropriate, different assumptions and estimates could materially impact our reported financial results. Further information is provided in "Note 6. Goodwill and Other Intangible Assets" of Notes to Consolidated Financial Statements included in Part II, Item 8., of this Annual Report on Form 10-K.

Impairment of Long-Lived Assets

The carrying value of long-lived assets is evaluated whenever events or circumstances indicate that the carrying value of a long-lived asset may not be recoverable. Events or circumstances that would result in an impairment review primarily include a significant change in the use of an asset, or the planned sale or disposal of an asset. The asset would be considered impaired when there is no future use planned for the asset or the future net undiscounted cash flows generated by the asset or asset group are less than its carrying value. An impairment loss would be recognized based on the amount by which the carrying value exceeds fair value.

Assumptions and estimates used to determine cash flows in the evaluation of impairment and the fair values used to determine the impairment are subject to a degree of judgment and complexity. Any changes to the assumptions and estimates resulting from changes in actual results or market conditions from those anticipated may affect the carrying value of long-lived assets and could result in an impairment charge.

Warranty

Provisions for estimated expenses related to product warranties are made at the time products are sold. Warranty claims arise when a transmission fails while in service during the relevant warranty period. The warranty reserve is adjusted in Selling, general and administrative expense based on our current and historical warranty claims paid and associated repair costs. These estimates are established using historical information including the nature, frequency, and average cost of warranty claims and are adjusted as actual information becomes available. From time to time, we may initiate a specific field action program. As a result of the uncertainty surrounding the nature and frequency of specific field action programs, the liability for such programs is recorded when we commit to an action. We review and assess the liability for these programs on a quarterly basis. We also assess our ability to recover certain costs from our suppliers and record a receivable from the supplier when we believe a recovery is realizable. Warranty costs may differ from those estimated if actual claim rates are higher or lower than our historical rates. Further information is provided in "Note 10. Product Warranty Liabilities" of Notes to Consolidated Financial Statements included in Part II, Item 8., of this Annual Report on Form 10-K, which contains a summary of the activity in our warranty liability account for 2024, 2023 and 2022, including adjustments to pre-existing warranties.

Pension and Post-retirement Benefit Plans

Pension and OPEB costs are based upon various actuarial assumptions and methodologies as prescribed by authoritative accounting guidance. These assumptions include discount rates, expected return on plan assets, health care cost trend rates, inflation, rate of compensation increases, population demographics, mortality rates and other factors. We review all actuarial assumptions on an annual basis.

A change in the discount rate can have a significant impact on determining our benefit obligations. Our current discount rate is determined by matching the plans' projected cash flows to a yield curve based on long-term, fixed income debt instruments available as of the measurement date of December 31, 2024. The effect of a one percentage point decrease in the assumed discount rate would result in an increase in the December 31, 2024 defined benefit pension plans obligation of approximately \$13 million. Similarly, a one percentage point decrease in the assumed discount rate would result in an increase in the December 31, 2024 OPEB obligation of approximately \$6 million.

Further information is provided in "Note 15. Employee Benefit Plans" of Notes to Consolidated Financial Statements included in Part II, Item 8., of this Annual Report on Form 10-K, which contains our review on various actuarial assumptions.

Income Taxes

Income taxes are accounted for under the asset and liability method. Deferred tax assets and liabilities are recognized for the expected future tax consequences attributable to temporary differences between the financial statement carrying amounts of existing assets and liabilities and their respective tax bases. The future tax benefits associated with operating loss and tax credit carryforwards are recognized as deferred tax assets. Deferred tax assets and liabilities are measured using enacted tax rates expected to apply to taxable income in the years in which those temporary differences are expected to be recovered or settled. When releasing income tax effects from accumulated other comprehensive loss, we utilize the portfolio securities approach.

The need to establish a valuation allowance against the deferred tax assets is assessed at least quarterly based on a more-likely-than-not realization threshold, in accordance with the FASB authoritative accounting guidance on income taxes. Appropriate consideration is given to all positive and negative evidence related to that realization. This assessment considers, among other matters, the nature, frequency and severity of recent losses, forecasts of future profitability, the duration of statutory carryforward periods, and experience with tax attributes expiring unused and tax planning alternatives. The weight given to these considerations depends upon the degree to which they can be objectively verified.

Further information on income taxes is provided in "Note 16. Income Taxes" of Notes to Consolidated Financial Statements included in Part II, Item 8., of this Annual Report on Form 10-K.

Business Combinations

We use the acquisition method to account for business combinations. The assets acquired and liabilities assumed are recorded at their respective estimated fair value at the date of acquisition. Any excess purchase price over the fair values of the acquired net assets is recorded as goodwill. Determining the fair values of assets acquired and liabilities assumed requires management's judgment and includes the use of estimates with respect to timing and amount of future cash flows, market rate assumptions, actuarial assumptions, appropriate discount rates and other relevant factors.

Recently Issued Accounting Pronouncements

Refer to "Note 2. Summary of Significant Accounting Policies" in Part II, Item 8., of this Annual Report on Form 10-K.

ITEM 7A. Quantitative and Qualitative Disclosures About Market Risk

Our exposure to market risk consists of changes in interest rates, foreign currency rate fluctuations and movements in commodity prices.

Interest Rate Risk

Our principal interest rate exposure relates to outstanding amounts under our Senior Secured Credit Facility. Our Senior Secured Credit Facility provides for variable rate borrowings of up to \$1,258 million, including our \$514 million Term Loan and \$744 million under our Revolving Credit Facility, net of \$6 million of letters of credit. As of December 31, 2024, we held interest rate swap contracts that, in the aggregate, effectively hedge \$500 million of the variable rate debt associated with the Term Loan at the forward-looking term rate based on the Secured Overnight Financing Rate weighted average fixed rate of 2.81% through September 2025. A one-eighth percent increase or decrease in assumed interest rates for the Senior Secured Credit Facility, if fully drawn as of December 31, 2024, would have an impact of approximately \$1 million on interest expense per year. As of December 31, 2024, we had no outstanding borrowings against the Revolving Credit Facility.

Refer to "Note 8. Debt" and "Note 9. Derivatives" of Notes to Consolidated Financial Statements included in Part II, Item 8., of this Annual Report on Form 10-K.

Exchange Rate Risk

While our net sales and costs are denominated primarily in U.S. Dollars, net sales, costs, assets and liabilities are generated in other currencies including Brazilian Real, British Pound, Canadian Dollar, Chinese Yuan Renminbi, Euro, Hungarian Forint, Indian Rupee and Japanese Yen. The expansion of our business outside North America may further increase the risk that cash flows resulting from these activities may be adversely affected by changes in currency exchange rates.

Assuming current levels of foreign currency transactions, a 10% aggregate increase or decrease in the Chinese Yuan Renminbi, Euro, Indian Rupee, and Japanese Yen would correspondingly change our earnings, net of tax, by an estimated \$5 million per year. We believe our other direct exposure to foreign currencies is immaterial.

Commodity Price Risk

We are subject to changes in our cost of sales caused by movements in underlying commodity prices. As of December 31, 2024, approximately 65% of our cost of sales consisted of purchased components. A substantial portion of the purchased parts are made of aluminum and steel. The cost of aluminum parts includes an adjustment factor on future purchases for fluctuations in aluminum prices based on accepted industry indices. In addition, a substantial amount of steel-based contracts also includes an index-based component. As our costs change, we are able to pass through a portion of the changes in commodity prices to certain of our customers according to our LTAs. We historically have not entered into long-term purchase contracts related to the purchase of aluminum and steel.

Assuming current levels of commodity purchases, a 10% variation in the price of aluminum and steel would correspondingly change our earnings by approximately \$8 million and \$13 million per year, respectively.

Many of our LTAs have incorporated a cost-sharing arrangement related to potential future commodity price fluctuations. For purposes of the sensitivity analysis above, the impact of these cost sharing arrangements has not been included.

ITEM 8. Financial Statements and Supplementary Data

INDEX TO CONSOLIDATED FINANCIAL STATEMENTS

	<u>Page</u>
Report of Independent Registered Public Accounting Firm (PCAOB: ID	
_____ 238	
_____)	51
Consolidated Balance Sheets	53
Consolidated Statements of Comprehensive Income	54
Consolidated Statements of Cash Flows	55
Consolidated Statements of Stockholders' Equity	56
Notes to Consolidated Financial Statements	57

Report of Independent Registered Public Accounting Firm

To the Board of Directors and Stockholders of Allison Transmission Holdings, Inc.

Opinions on the Financial Statements and Internal Control over Financial Reporting

We have audited the accompanying consolidated balance sheets of Allison Transmission Holdings, Inc. and its subsidiaries (the "Company") as of December 31, 2024 and 2023, and the related consolidated statements of comprehensive income, of stockholders' equity and of cash flows for each of the three years in the period ended December 31, 2024, including the related notes and financial statement schedule listed in the index appearing under Item 15(a)(2) (collectively referred to as the "consolidated financial statements"). We also have audited the Company's internal control over financial reporting as of December 31, 2024, based on criteria established in Internal Control - Integrated Framework (2013) issued by the Committee of Sponsoring Organizations of the Treadway Commission (COSO).

In our opinion, the consolidated financial statements referred to above present fairly, in all material respects, the financial position of the Company as of December 31, 2024 and 2023, and the results of its operations and its cash flows for each of the three years in the period ended December 31, 2024 in conformity with accounting principles generally accepted in the United States of America. Also in our opinion, the Company maintained, in all material respects, effective internal control over financial reporting as of December 31, 2024, based on criteria established in Internal Control - Integrated Framework (2013) issued by the COSO.

Basis for Opinions

The Company's management is responsible for these consolidated financial statements, for maintaining effective internal control over financial reporting, and for its assessment of the effectiveness of internal control over financial reporting, included in Management's Report on Internal Control over Financial Reporting appearing under Item 9A. Our responsibility is to express opinions on the Company's consolidated financial statements and on the Company's internal control over financial reporting based on our audits. We are a public accounting firm registered with the Public Company Accounting Oversight Board (United States) (PCAOB) and are required to be independent with respect to the Company in accordance with the U.S. federal securities laws and the applicable rules and regulations of the Securities and Exchange Commission and the PCAOB.

We conducted our audits in accordance with the standards of the PCAOB. Those standards require that we plan and perform the audits to obtain reasonable assurance about whether the consolidated financial statements are free of material misstatement, whether due to error or fraud, and whether effective internal control over financial reporting was maintained in all material respects.

Our audits of the consolidated financial statements included performing procedures to assess the risks of material misstatement of the consolidated financial statements, whether due to error or fraud, and performing procedures that respond to those risks. Such procedures included examining, on a test basis, evidence regarding the amounts and disclosures in the consolidated financial statements. Our audits also included evaluating the accounting principles used and significant estimates made by management, as well as evaluating the overall presentation of the consolidated financial statements. Our audit of internal control over financial reporting included obtaining an understanding of internal control over financial reporting, assessing the risk that a material weakness exists, and testing and evaluating the design and operating effectiveness of internal control based on the assessed risk. Our audits also included performing such other procedures as we considered necessary in the circumstances. We believe that our audits provide a reasonable basis for our opinions.

Definition and Limitations of Internal Control over Financial Reporting

A company's internal control over financial reporting is a process designed to provide reasonable assurance regarding the reliability of financial reporting and the preparation of financial statements for external purposes in accordance with generally accepted accounting principles. A company's internal control over financial reporting includes those policies and procedures that (i) pertain to the maintenance of records that, in reasonable detail, accurately and fairly reflect the transactions and dispositions of the assets of the company; (ii) provide reasonable assurance that transactions are recorded as necessary to permit preparation of financial statements in accordance with generally accepted accounting principles, and that receipts and expenditures of the company are being made only in accordance with authorizations of management and directors of the company; and (iii) provide reasonable assurance regarding prevention or timely detection of unauthorized acquisition, use, or disposition of the company's assets that could have a material effect on the financial statements.

Because of its inherent limitations, internal control over financial reporting may not prevent or detect misstatements. Also, projections of any evaluation of effectiveness to future periods are subject to the risk that controls may become inadequate because of changes in conditions, or that the degree of compliance with the policies or procedures may deteriorate.

Critical Audit Matters

The critical audit matter communicated below is a matter arising from the current period audit of the consolidated financial statements that was communicated or required to be communicated to the audit committee and that (i) relates to accounts or disclosures that are material to the consolidated financial statements and (ii) involved our especially challenging, subjective, or complex judgments. The communication of critical audit matters does not alter in any way our opinion on the consolidated financial statements, taken as a whole, and we are not, by communicating the critical audit matter below, providing a separate opinion on the critical audit matter or on the accounts or disclosures to which it relates.

Product Warranty Liabilities

As described in Notes 2 and 10 to the consolidated financial statements, the Company's consolidated product warranty liability balance was \$67 million as of December 31, 2024. Management makes provisions for the estimated product warranty liabilities at the time the products are sold. These estimates are established using historical information including the nature, frequency, and average cost of warranty claims and are adjusted as actual information becomes available.

The principal considerations for our determination that performing procedures relating to the product warranty liabilities is a critical audit matter are (i) the significant judgement by management when determining the product warranty liability estimate; (ii) the high degree of auditor judgement, subjectivity, and effort in performing procedures and evaluating audit evidence relating to the significant assumptions related to the frequency and average cost of warranty claims; and (iii) the audit effort involved the use of professionals with specialized skill and knowledge.

Addressing the matter involved performing procedures and evaluating audit evidence in connection with forming our overall opinion on the consolidated financial statements. These procedures included testing the effectiveness of controls relating to management's process for developing the estimate, significant assumptions, and inputs used to estimate product warranty liabilities. These procedures also included, among others, (i) testing the completeness and accuracy of historical warranty claims data used in the estimate and (ii) professionals with specialized skill and knowledge were used to assist in evaluating the reasonableness of the frequency and average cost of warranty claims and assumptions.

/s/ PricewaterhouseCoopers LLP
Indianapolis, Indiana
February 13, 2025

We have served as the Company's auditor since 2008.

Allison Transmission Holdings, Inc.
Consolidated Balance Sheets
(dollars in millions, except share data)

	December 31, 2024	December 31, 2023
ASSETS		
Current Assets		
Cash and cash equivalents	781	555
	\$	\$
Accounts receivable - net of allowance for doubtful accounts of \$		
1		
and \$		
4	360	356
, respectively		
Inventories	315	276
Other current assets		
	82	63
Total Current Assets	1,538	1,250
Marketable securities		
	11	20
Property, plant and equipment, net	803	774
Intangible assets, net		
	822	833
Goodwill	2,075	2,076
Other non-current assets		
	87	72
TOTAL ASSETS	\$ 5,336	\$ 5,025
LIABILITIES		
Current Liabilities		
Accounts payable	212	210
	\$	\$
Product warranty liability	31	32
Current portion of long-term debt		
	5	6
Deferred revenue	41	41
Other current liabilities		
	217	212

Total Current Liabilities	506	501
Product warranty liability	36	27
Deferred revenue	95	89
Long-term debt	2,395	2,497
Deferred income taxes	501	519
Other non-current liabilities	152	159
TOTAL LIABILITIES	3,685	3,792
Commitments and Contingencies (see Note 18)		
STOCKHOLDERS' EQUITY		
Common stock, \$		
0.01		
par value,		
1,880,000,000		
shares authorized,		
85,776,801		
shares issued and outstanding and		
87,648,046		
shares	1	1
issued and outstanding, respectively		
Non-voting common stock, \$		
0.01		
par value,		
20,000,000		
shares		
authorized,		
none		
issued and outstanding	—	—

Preferred stock, \$

0.01

par value,

100,000,000

shares authorized,

none

issued and outstanding	—	—
Paid in capital	1,940	1,891
Accumulated deficit	(239)	(628)
Accumulated other comprehensive loss, net of tax	(51)	(31)
TOTAL STOCKHOLDERS' EQUITY	1,651	1,233
TOTAL LIABILITIES & STOCKHOLDERS' EQUITY	<u>\$ 5,336</u>	<u>\$ 5,025</u>

The accompanying notes are an integral part of the consolidated financial statements.

Allison Transmission Holdings, Inc.
Consolidated Statements of Comprehensive Income
(dollars in millions, except per share data)

	2024	Years ended December 31, 2023	2022
Net sales	\$ 3,225	\$ 3,035	\$ 2,769
Cost of sales	1,696	1,565	1,472
Gross profit	1,529	1,470	1,297
Selling, general and administrative	337	357	328
Engineering — research and development	200	194	185
Operating income	992	919	784
Interest expense, net	(89)	(107)	(118)
Other (expense) income, net	(6)	15	21)
Income before income taxes	897	827	645
Income tax expense	(166)	(154)	(114)
Net income	731	673	531
Basic earnings per share attributable to common stockholders	\$ 8.40	\$ 7.48	\$ 5.53
Diluted earnings per share attributable to common stockholders	\$ 8.31	\$ 7.40	\$ 5.53
Other comprehensive (loss) income, net of tax:			
Foreign currency translation	(13)	2	(10)
Interest rate swaps	(6)	(4)	39
Pension and OPEB liability adjustment	(1)	(7)	22
Total other comprehensive (loss) income, net of tax	(20)	9	51
Comprehensive income, net of tax	\$ 711	\$ 664	\$ 582

The accompanying notes are an integral part of the consolidated financial statements.

Allison Transmission Holdings, Inc.
Consolidated Statements of Cash Flows
(dollars in millions)

	Years ended December 31,		
	2024	2023	2022
CASH FLOWS FROM OPERATING ACTIVITIES:			
Net income			
	\$ 731	\$ 673	\$ 531
Adjustments to reconcile net income to net cash provided by operating activities:			
Depreciation of property, plant and equipment	111	109	109
Stock-based compensation	26	22	18
Deferred income taxes	(17)	(17)	(4)
Amortization of intangible assets	10	45	46
Unrealized loss on marketable securities	9	1	22
Pension plan settlement loss	4	—	—
Amortization of deferred financing costs	3	4	4
Technology-related investments loss (gain)	2	(3)	(6)
Unrealized loss on foreign exchange	1	—	6
Other	(2)	1	2
Changes in assets and liabilities:			
Accounts receivable	(8)	7	(70)
Inventories	(44)	(52)	(25)
Accounts payable	1	21	15
Other assets and liabilities	(26)	(27)	9
Net cash provided by operating activities	801	784	657
CASH FLOWS FROM INVESTING ACTIVITIES:			
Additions of long-lived assets	(143)	(125)	(167)

Investment in equity method investee	(((
	6	1	1
)))
Proceeds from sale of assets	4	—	2
Investment in equities without a readily determinable fair value	((
	2	5	—
))	
Proceeds from technology-related investments	—	2	6
Business acquisitions			(
	—	—	23
)
Net cash used for investing activities	(((
	147	129	183
)))
CASH FLOWS FROM FINANCING ACTIVITIES:			
Repurchases of common stock	(((
	254	263	278
)))
Payments on long-term debt	(((
	104	7	7
)))
Dividend payments	(((
	87	83	80
)))
Proceeds from exercise of stock options			
	32	28	2
Taxes paid related to net share settlement of equity awards	(((
	10	7	4
)))
Debt financing fees	(
	4	—	—
)		
Repayments on revolving credit facility			(
	—	—	95
)
Borrowings on revolving credit facility			
	—	—	95
Net cash used for financing activities	(((
	427	332	367
)))
Effect of exchange rate changes on cash	((
	1	—	2
))
Net increase in cash and cash equivalents	226	323	105
Cash and cash equivalents at beginning of period			
	555	232	127
Cash and cash equivalents at end of period			
	781	555	232
	<u>\$</u>	<u>\$</u>	<u>\$</u>
SUPPLEMENTAL DISCLOSURES OF CASH FLOW INFORMATION:			
Income taxes paid	(((
	190	194	102
)))
Interest paid	(((
	124	131	117
)))
	<u>\$</u>	<u>\$</u>	<u>\$</u>

Interest received from interest rate swaps				
	\$	12	\$	12
			\$	1
Non-cash investing activities:				
Capital expenditures in liabilities				
	\$	9	\$	4
			\$	11

The accompanying notes are an integral part of the consolidated financial statements.

Allison Transmission Holdings, Inc.
Consolidated Statements of Stockholders' Equity
(dollars in millions)

	Common Stock	Non- voting Common Stock	Preferred Stock	Paid-in Capital	Accumulate d Deficit	Accumulate d Other Comprehen sive Loss, net of tax	Stockholder s' Equity
Balance at December 31, 2021					((
	1			1,832	1,126	73	634
	\$	\$	\$	\$	\$	\$	\$
Stock-based compensation		—	—				
				18			18
Pension and OPEB liability adjustment	—	—	—		—	—	
						22	22
Foreign currency translation adjustment	—	—	—	—	—	((
						10	10
Interest rate swaps	—	—	—	—	—))
						39	39
Issuance of common stock	—	—	—	—	—		(
				2			2
Repurchase of common stock	—	—	—)	—	—)
					((
					278		278
Dividends on common stock (\$	—	—	—	—	(—	(
0.84					80		80
per share)	—	—	—	—)	—)
Net income					531		531
	—	—	—	—		—	
Balance at December 31, 2022					((
	1			1,848	953	22	874
	\$	\$	\$	\$	\$	\$	\$
Stock-based compensation		—	—				
				22			22
Pension and OPEB liability adjustment	—	—	—		—	—	
						((
						7	7
Foreign currency translation adjustment	—	—	—	—	—))
						2	2
Interest rate swaps	—	—	—	—	—	((
						4	4
Issuance of common stock	—	—	—	—	—))
				21			21
Repurchase of common stock	—	—	—		((
					265		265
Dividends on common stock (\$	—	—	—	—)	—)
0.92					83		83
per share)	—	—	—	—)	—)

Net income						673		673
	—	—	—	—			—	
Balance at December 31, 2023						((
	1			1,891	628		31	1,233
	\$	\$	\$	\$	\$))	\$
Stock-based compensation				26				26
	—	—	—		—		—	
Pension and OPEB liability adjustment							((
							1	1
	—	—	—	—	—))
Foreign currency translation adjustment							((
							13	13
	—	—	—	—	—))
Interest rate swaps							((
							6	6
	—	—	—	—	—))
Issuance of common stock				23				23
	—	—	—		—		—	
Repurchase of common stock						((
					255			255
	—	—	—	—)	—)
Dividends on common stock (\$						((
1.00					87			87
per share)	—	—	—	—)	—)
Net income								
					731			731
	—	—	—	—			—	
Balance at December 31, 2024						((
	1			1,940	239		51	1,651
	\$	\$	\$	\$	\$))	\$

The accompanying notes are an integral part of the consolidated financial statements.

Allison Transmission Holdings, Inc.
Notes to Consolidated Financial Statements

NOTE 1. OVERVIEW

Overview

Allison Transmission Holdings, Inc. and its subsidiaries (“Allison” or the “Company”) is a leading designer and manufacturer of propulsion solutions for commercial and defense vehicles and the largest global manufacturer of medium- and heavy-duty fully automatic transmissions. The business was founded in 1915 and has been headquartered in Indianapolis, Indiana since inception. Allison trades on the New York Stock Exchange under the symbol, “ALSN”.

The Company has a global presence by serving customers in North America, Asia, Europe, South America, and Africa, with approximately 77 % of its revenues being generated in North America in 2024. The Company serves customers through an independent network of approximately 1,600 independent distributor and dealer locations worldwide.

NOTE 2. SUMMARY OF SIGNIFICANT ACCOUNTING POLICIES

Basis of Presentation and Principles of Consolidation

The consolidated financial statements have been prepared in accordance with accounting principles generally accepted in the United States of America (“GAAP”). The information herein reflects all normal recurring material adjustments, which are, in the opinion of management, necessary for a fair statement of the results for the periods presented. The consolidated financial statements herein consist of all wholly-owned domestic and foreign subsidiaries with all significant intercompany transactions eliminated.

These consolidated financial statements present the financial position, results of comprehensive income, cash flows and statements of stockholders' equity.

Use of Estimates

The preparation of financial statements in conformity with GAAP requires management to make estimates and assumptions that affect the reported amounts of assets and liabilities, disclosure of contingent assets and liabilities and the reported amounts of revenue and expenses. Estimates include, but are not limited to, sales incentives, government price adjustments, fair market values and future cash flows associated with goodwill, indefinite-lived intangibles, definite-lived intangibles, long-lived asset impairment tests, useful lives for depreciation and amortization, warranty liabilities, core deposit liabilities, determination of discount rate and other assumptions for pension and other post-retirement benefit (“OPEB”) expense, income taxes and deferred tax valuation allowances, derivative valuation, assumptions for business combinations and contingencies. The Company's accounting policies involve the application of judgments and assumptions made by management that include inherent risks and uncertainties. Actual results could differ materially from these estimates and from the assumptions used in the preparation of the Company's financial statements. Changes in estimates are recorded in results of operations in the period that the events or circumstances giving rise to such changes occur.

Segment Reporting

In accordance with the Financial Accounting Standards Board's (“FASB”) authoritative accounting guidance on segment reporting, the Company has one operating segment and reportable segment. The Company is in one line of business, which is the manufacture and distribution of vehicle propulsion solutions.

Business Combinations

The Company uses the acquisition method to account for business combinations. The assets acquired and liabilities assumed are recorded at their respective estimated fair value at the date of acquisition. Any excess purchase price over the fair values of the acquired net assets is recorded as goodwill. Determining the fair values of assets acquired and liabilities assumed requires management's judgment and includes the use of estimates with respect to timing and amount of future cash flows, market rate assumptions, actuarial assumptions, appropriate discount rates and other relevant factors.

Cash and Cash Equivalents

Cash equivalents are defined as short-term, highly-liquid investments with original maturities of 90 days or less. Under the Company's cash management system, checks issued but not presented to banks may result in book overdraft balances for accounting purposes and are classified within Accounts payable in the Consolidated Balance Sheets. The change in book overdrafts is reported as a component of operating cash flows for Accounts payable.

Investments

Investments in equity securities where the Company is able to exercise significant influence, but not control, are accounted for under the equity method. Significant influence is typically considered to exist when the Company's ownership interest in the investee is between 20% and 50%, although other factors, such as representation on the investee's board of directors and the impact of commercial arrangements, also are considered. Investments in limited partnerships and limited liability companies are also accounted for using the equity method if the Company's investment is more than minor or if the Company is the general partner. Under the equity method of accounting, the investment is initially recorded at cost and subsequently adjusted by the Company's proportionate share of the entity's net income, with adjustments recognized in Other (expense) income, net.

Investments in equity securities with a readily determinable fair value, not accounted for under the equity method, are recorded at fair value with unrealized gains and losses included in Other (expense) income, net. For equity securities without a readily determinable fair value, the investments are recorded utilizing the measurement alternative at cost, less any impairment, plus or minus adjustments related to observable transactions for the same or similar securities, with gains and losses included in Other (expense) income, net. See "Note 7. Fair Value of Financial Instruments" for more details on the Company's investments in equity securities.

Inventories

Inventories are stated at the lower of cost or net realizable value. The Company determines cost using the first-in, first-out method. The Company analyzes inventory on a quarterly basis to determine whether it is excess or obsolete inventory. Any decline in carrying value of estimated excess or obsolete inventory is recorded as a reduction of inventory and as an expense included in Cost of sales in the period it is identified.

Property, Plant and Equipment

Property, plant and equipment are recorded at cost less accumulated depreciation. Depreciation expense is recorded using the straight-line method over the following estimated lives:

	Range in Years
Land improvements	5 – 30
Buildings and building improvements	10 – 40
Machinery and equipment	2 – 20
Software	2 – 5
Special tooling	2 – 10

Software represents the costs of software developed or obtained for internal use. Software costs are amortized on a straight-line basis over their estimated useful lives. Software assets are reviewed for impairment when events or circumstances indicate that the carrying value may not be recoverable over the remaining lives of the assets. Upgrades and enhancements are capitalized if they result in added functionality, which enables the software to perform tasks it was previously incapable of performing. Software maintenance, training, data conversion and business process reengineering costs are expensed in the period in which they are incurred.

Special tooling represents the costs to design and develop tools, dies, jigs and other items owned by the Company and used in the manufacture of components by suppliers under long-term supply agreements. Special tooling is depreciated on a straight-line basis over the tool's expected useful life. Special tooling used in the development of new technology is expensed as incurred. Engineering, testing and other costs incurred in the design and development of production parts are expensed as incurred.

Impairment of Long-Lived Assets

The carrying value of long-lived assets is evaluated whenever events or circumstances indicate that the carrying value of an asset may not be recoverable. Events or circumstances that would result in an impairment review primarily include a significant change in the use of an asset or the planned sale or disposal of an asset. The asset would be considered impaired when there is no future use planned for the asset or the future net undiscounted cash flows generated by the asset or asset group are less than its carrying value. An impairment loss would be recognized based on the amount by which the carrying value exceeds fair value.

Assumptions and estimates used to determine cash flows in the evaluation of impairment and the fair values used to determine the impairment are subject to a degree of judgment and complexity. Any changes to the assumptions and estimates resulting from changes in actual results or market conditions from those anticipated may affect the carrying value of long-lived assets and could result in an impairment charge.

Goodwill and Other Intangible Assets

The Company has elected to perform its annual impairment tests for goodwill and indefinite-lived intangible assets on October 31 of every year using a multi-step impairment test. In Step 0, the Company has the option to evaluate various qualitative factors to determine the likelihood of impairment. If the Company determines that the fair value is more likely than not less than the carrying value, then it is required to perform Step 1. If the Company does not elect to perform Step 0, it can voluntarily proceed directly to Step 1. In Step 1, the Company performs a quantitative analysis to compare the fair value to its carrying value. If the fair value exceeds the carrying value, no impairment is recorded, and the Company is not required to perform further testing. If the carrying value exceeds fair value, the Company would record an impairment loss equal to the difference.

A qualitative assessment contains uncertainties because it requires management to make assumptions and to apply judgment to assess business changes, economic outlook, financial trends and forecasts, growth rates, credit ratings, equity ratings, discount rates, industry data and other relevant qualitative factors.

A quantitative analysis contains uncertainties because it is performed utilizing a discounted cash flow model which includes key assumptions, such as financial forecasts; net sales growth derived from market information, industry reports, marketing programs and future new product introductions; operating margin improvements derived from cost reduction programs and fixed cost leverage driven by higher sales volumes; and a risk-adjusted discount rate.

Goodwill represents the excess of purchase price paid over the fair value of net assets acquired. In accordance with the FASB's authoritative accounting guidance on goodwill, the Company does not amortize goodwill but rather evaluates it for impairment on an annual basis, or more often if events or circumstances change that could cause goodwill to become impaired. Goodwill is tested for impairment at the reporting unit level, which is the same as the Company's one operating and reportable segment. The Company does not aggregate any components into its reporting unit.

Goodwill impairment testing for 2024 was performed using the Step 0 analysis by assessing certain qualitative trends and factors. These trends and factors were compared to, and based on, the assumptions used in prior years. After reviewing the various qualitative factors mentioned above, the Company's 2024 annual goodwill impairment test indicated that the fair value for the reporting unit more likely than not exceeded its carrying value, indicating

no
impairment.

Other intangible assets have both indefinite and finite useful lives. Intangible assets with indefinite useful lives are not amortized but are tested annually for impairment, or more often if events or circumstances change that could cause intangible assets with indefinite useful lives to become impaired. After reviewing the various qualitative factors mentioned above, the Company's annual 2024 indefinite-lived intangible assets impairment tests, as of October 31, 2024, indicated that the fair value of its indefinite-lived intangible assets more likely than not exceeded their respective carrying value, indicating no impairment.

Intangible assets with finite lives are amortized over their estimated useful lives and reviewed for impairment when circumstances change that would create a triggering event. Customer relationships are amortized over the life in which expected benefits are to be consumed. The other remaining finite life intangibles are amortized on a straight-line basis over their useful lives. The Company evaluates the remaining useful life of the other intangible assets on a periodic basis to determine whether events or circumstances warrant a revision to the remaining useful life. Assumptions and estimates about future values and remaining useful lives of the Company's intangible and other long-lived assets are complex and subjective. Such assumptions and estimates can be affected by a variety of factors, including external factors such as industry and economic trends, and internal factors, such as changes in the Company's business strategy and internal forecasts. Although management believes the historical assumptions and estimates are reasonable and appropriate, different assumptions and estimates could materially impact the Company's reported financial results. Further information is provided in "Note 6. Goodwill and Other Intangible Assets."

Deferred Financing Costs

The deferred financing costs related to line-of-credit arrangements are presented as a component of other non-current assets. The deferred financing costs related to other types of debt instruments such as notes and loans are presented as a component of long-term debt. Deferred financing costs continue to be amortized over the life of the related debt using the effective interest method. Amortization of deferred financing costs is recorded as part of interest expense and totaled \$

3
million for the year ended December 31, 2024 and \$

4
million for each of the years ended December 31, 2023 and 2022.

Financial Instruments

The Company's cash equivalents are invested in U.S. government backed securities and recorded at fair value in the Consolidated Balance Sheets. The Company's marketable securities are carried at fair value on the Consolidated Balance Sheets. The Company's financial derivative instruments, including interest rate swaps, are carried at fair value on the Consolidated Balance Sheets. Refer to "Note 7. Fair Value of Financial Instruments" for more detail. The Company's long-term debt obligations are carried at historical amounts with the Company providing fair value disclosure in "Note 8. Debt". The carrying values of accounts receivable and accounts payable approximate fair value due to their short-term nature.

Insurable Liabilities

The Company records liabilities for its medical, workers' compensation, long-term disability, product, general and auto liabilities. The determination of these liabilities and related expenses is dependent on claims experience. For most of these liabilities, claims incurred but not yet reported are estimated based upon historical claims experience.

Revenue Recognition

The Company records sales as each distinct performance obligation within a contract is satisfied. The Company sells extended transmission coverage ("ETC") for which sales are deferred. ETC sales are recognized ratably over the period of coverage, which typically ranges from one to five years after the standard warranty coverage ends. Costs associated with ETC programs are recorded as incurred during the extended period. Distributor and customer sales incentives, consisting of allowances and other rebates, are recorded as a reduction to Net sales when it is determined that the adjustment is not likely to reverse, historically on a quarterly basis. Incentive programs are generally product specific or region specific. Some factors used in estimating when an adjustment is not likely to reverse are the number of transmissions that will be affected by the incentive program and rate of acceptance of any incentive program.

Sales under U.S. government production contracts are recognized at the point in time when control passes to the customer, or when the U.S. government accepts the transmission and is able to direct its use in certain bill-and-hold arrangements. Deferred revenue arises from cash received in advance of the culmination of the earnings process and is recognized as revenue in future periods when the applicable revenue recognition criteria have been met. Under the terms of certain previous U.S. government contracts, there were certain price reduction clauses and provisions for potential price reductions which were estimated at the time of sale based upon the Company's history and experience and were recorded as a reduction to Net sales. Potential reductions may be attributed to a change in projected sales volumes or plant efficiencies which impact overall costs. The Company had \$

54

million recorded in the price reduction reserve account as of both December 31, 2024 and 2023.

The Company engages in licensing agreements with certain third parties for the use of the Company's intellectual property. Deferred revenue arises from cash received in advance of the period of use of the intellectual property. Revenue is recognized over the license period as it is earned.

The Company classifies shipping and handling billed to customers in Net sales and shipping and handling costs in Cost of sales.

The Company contracts with various third parties to provide engineering services. These services are recorded as Net sales in accordance with the terms of the contract. The saleable engineering services recorded were \$

10
million, \$

26
million and \$

21
million for the years ended December 31, 2024, 2023 and 2022, respectively. The associated costs are recorded in Cost of sales.

Warranty

Provisions for estimated expenses related to product warranties are made at the time products are sold. Warranty claims arise when a transmission or propulsion solution manufactured by us fails while in service during the relevant warranty period. The warranty reserve is adjusted in Selling, general and administrative expense based on the Company's current and historical warranty claims paid and associated repair costs. These estimates are established using historical information including the nature, frequency, and average cost of warranty claims and are adjusted as actual information becomes available. From time to time, the Company may initiate a specific field action program. As a result of the uncertainty surrounding the nature and frequency of specific field action programs, the liability for such programs is recorded when the Company commits to an action. The Company reviews and assesses the liability for these programs on a quarterly basis. The Company also assesses its ability to recover certain costs from its suppliers and records a receivable from the supplier when it believes a recovery is probable. Warranty costs may differ from those estimated if actual claim rates are higher or lower than the Company's historical rates.

Research and Development

The Company incurs costs in connection with research and development programs that are expected to contribute to future earnings. Such costs are charged to Engineering — research and development as incurred.

Foreign Currency Translation

Most of the Company's subsidiaries outside the United States prepare financial statements in currencies other than the U.S. Dollar. The functional currency for all of these subsidiaries is the local currency, except for the Company's Hong Kong and Middle East subsidiaries which currently use the U.S. Dollar as their functional currency. Balances are translated at period-end exchange rates for assets and liabilities and monthly weighted-average exchange rates for revenues and expenses. The translation gains and losses are stated as a component of Accumulated Other Comprehensive Loss ("AOCL") as disclosed in "Note 17. Accumulated Other Comprehensive Loss".

Derivative Instruments

In the normal course of business, the Company is exposed to fluctuations in interest rates, foreign currency exchange rates, and commodity prices. The risk is managed through the use of financial derivative instruments, when appropriate. The Company has qualified for and elected hedge accounting treatment on interest rate swap contracts. As necessary, the Company adjusts the values of the derivative instruments for counter-party or credit risk. "Note 9. Derivatives" provides further information on the accounting treatment of the Company's derivative instruments.

Income Taxes

Income taxes are accounted for under the asset and liability method. Deferred tax assets and liabilities are recognized for the expected future tax consequences attributable to temporary differences between the financial statement carrying amounts of existing assets and liabilities and their respective tax bases. The future tax benefits associated with operating loss and tax credit carryforwards are recognized as deferred tax assets. Deferred tax assets and liabilities are measured using enacted tax rates expected to apply to taxable income in the years in which those temporary differences are expected to be recovered or settled. When releasing income tax effects from AOCL, the Company utilizes the portfolio securities approach.

The need to establish a valuation allowance against the deferred tax assets is assessed periodically based on a more-likely-than-not realization threshold, in accordance with the FASB's authoritative accounting guidance on income taxes. Appropriate consideration is given to all positive and negative evidence related to that realization. This assessment considers, among other matters, the nature, frequency and severity of recent losses, forecasts of future profitability, the duration of statutory carryforward periods, experience with tax attributes expiring unused and tax planning alternatives. The weight given to these considerations depends upon the degree to which they can be objectively verified.

The Company records uncertain tax positions on the basis of a two-step process whereby (1) it is determined whether it is more likely than not that the tax position will be sustained based on the technical merits of the position and (2) for those tax positions that meet the more-likely-than-not recognition threshold, the Company recognizes the largest amount of tax benefit that is greater than 50% likely to be realized upon ultimate settlement with the related tax authority.

Stock-Based Compensation

In February 2024, the Company's Board of Directors adopted, and in May 2024, the Company's stockholders approved, the Allison Transmission Holdings, Inc. 2024 Equity Incentive Award Plan ("2024 Plan"), which became effective on May 8, 2024. The 2024 Plan was an amendment and restatement of the Allison Transmission Holdings, Inc. 2015 Equity Incentive Award Plan (the "Prior Plan"). Under the 2024 Plan, certain employees (including executive officers), consultants and directors are eligible to receive equity-based compensation, including non-qualified stock options, incentive stock options, restricted stock, dividend equivalents, stock payments, restricted stock units ("RSUs"), performance awards, stock appreciation rights and other equity-based awards, or any combination thereof. The 2024 Plan limits the aggregate number of shares of common stock available for issue to

3,850,000

and will expire on, and no option or other equity award may be granted pursuant to the 2024 Plan after, the tenth anniversary of the date the 2024 Plan was approved by the Board of Directors.

Prior to the adoption of the 2024 Plan, the Company's equity-based awards were granted under the Prior Plan. As of the effective date of the 2024 Plan, no new awards will be granted under the Prior Plan, but the Prior Plan will continue to govern the equity awards issued under the Prior Plan.

RSU grants are recorded at fair market value at the date of grant and vest upon continued performance of services by the RSU holder typically over one to three years. Performance unit grants are recorded at fair value based on a Monte-Carlo pricing model, and the restrictions lapse on the date the Compensation Committee of the Board of Directors determines the number of shares that shall vest based on the related performance or market condition achievement. Non-qualified stock option grants are recorded at fair value using a Black-Scholes option pricing model and vest upon the continued performance of services by the option holder typically over one to three years.

The Company has made a policy election under applicable accounting guidance to account for forfeitures as a reduction of stock-based compensation expense when the forfeiture actually occurs.

RSUs were granted to certain employees and directors at fair market value on the date of grant. The restrictions lapse upon continued performance by the RSU holder on the vest date which generally occurs over one, two or three years. RSU incentive compensation expense recorded was \$

13

million, \$

11

million and \$

9

million for the years ended December 31, 2024, 2023 and 2022, respectively.

Performance-based awards, including performance units, were granted to certain employees at fair value at the date of grant. The Company records the fair value of each performance-based award based on a Monte-Carlo pricing model. Performance-based award incentive compensation expense recorded was \$

6

million for the year ended December 31, 2024 and \$

5

for each of the years ended December 31, 2023 and 2022.

Stock options were granted to certain employees at fair value on the date of grant using a Black-Scholes option pricing model. Stock option incentive compensation expense recorded was \$

7
million, \$

6
million and \$

4
million for the years ended December 31, 2024, 2023 and 2022, respectively.

Pension and Post-retirement Benefit Plans

For pension and OPEB plans in which employees participate, costs are determined within the FASB's authoritative accounting guidance set forth in employers' defined benefit pensions including accounting for settlements and curtailments of defined benefit pension plans, termination of benefits and accounting for post-retirement benefits other than pensions. In accordance with the authoritative accounting guidance, the Company recognizes the funded status of its defined benefit pension plans and OPEB plan in its Consolidated Balance Sheets with a corresponding adjustment to AOCL, net of tax.

Post-retirement benefit costs consist of service cost and interest cost on accrued obligations. Actuarial gains and losses on liabilities, together with any prior service costs, are charged (or credited) to income over the average remaining service lives of employees.

The benefit cost components shown in the Consolidated Statements of Comprehensive Income are based upon various actuarial assumptions and methodologies as prescribed by authoritative accounting guidance. These assumptions include discount rates, expected return on plan assets, health care cost trend rates, inflation, rate of compensation increases, population demographics, mortality rates and other factors. The Company reviews all actuarial assumptions on an annual basis. Changes in key economic indicators can change these assumptions. These assumptions, along with the actual value of assets at the measurement date, will impact the calculation of pension expenses for the following year.

Recently Adopted Accounting Pronouncements

In November 2023, the FASB issued authoritative accounting guidance expanding public entities' reportable segment disclosures, primarily through enhanced disclosures about significant segment expenses that are regularly reviewed by the Chief Operating Decision Maker ("CODM") and included within each reported measure of segment profit or loss. The Company adopted this guidance during the year ended December 31, 2024. The adoption of this guidance did not have an impact on the Company's consolidated financial statements but resulted in additional disclosures. See "Note 23. Segment Information" for further details.

Recently Issued Accounting Pronouncements

In December 2023, the FASB issued authoritative accounting guidance to improve income tax disclosures by requiring disaggregated information about a reporting entity's effective tax rate reconciliation and information on income taxes paid. The guidance will become effective for the Company beginning with its fiscal year ended December 31, 2025. The guidance will be applied prospectively with the option to apply it retrospectively. Management is currently evaluating the impact of this guidance on the Company's consolidated financial statements.

In November 2024, the FASB issued authoritative accounting guidance to require additional disaggregation of certain expense and cost line items presented in the financial statements and in the notes to the financial statements. The guidance will become effective for the Company beginning with the fiscal year ended December 31, 2027 and the subsequent interim periods. Early adoption is permitted. Upon adoption, the guidance may be applied prospectively or retrospectively. Management is currently evaluating the impact of this guidance on the Company's consolidated financial statements.

All other recently issued accounting pronouncements were assessed as either not applicable to the Company or were not expected to have a material impact on the Company's consolidated financial statements.

NOTE 3. REVENUE

Revenue is recognized as each distinct performance obligation within a contract is satisfied. A performance obligation is a promise in a contract to transfer a distinct good or service to the customer. The Company enters into long-term agreements ("LTAs") and distributor agreements with certain customers. The LTAs and distributor agreements do not include committed volumes until underlying purchase orders are issued; therefore, the Company determined that purchase orders are the contract with a customer. A contract's transaction price is allocated to each distinct performance obligation and recognized as revenue when the performance obligation is satisfied, as there is no right of return.

Some of the Company's contracts include multiple performance obligations, most commonly the sale of both a transmission and ETC. The Company allocates the contract's transaction price to each performance obligation based on the standalone selling price of each distinct good or service in the contract.

The Company may also use volume-based discounts and rebates as marketing incentives in the sales of both vehicle propulsion solutions and service parts, which are accounted for as variable consideration. The Company records the impact of the incentives as a reduction to revenue when it is determined that the adjustment is not likely to reverse. The Company estimates the impact of all other incentives based on the related sales and market conditions in the end market vocation. The Company recorded

no

material adjustments based on variable consideration during any of the years ended December 31, 2024, 2023 and 2022.

Net sales are made on credit terms, generally 30 days, based on an assessment of the customer's creditworthiness. For certain goods or services, the Company receives consideration prior to satisfying the related performance obligation. Such consideration is recorded as a contract liability in current and non-current deferred revenue as of December 31, 2024 and December 31, 2023. See "Note 11. Deferred Revenue" for more information including the amount of revenue earned during the year ended December 31, 2024 that had been previously deferred. The Company had

no

material contract assets as of either December 31, 2024 or 2023.

The Company has

one

operating segment and reportable segment. The Company is in one line of business, which is the design, manufacture and distribution of vehicle propulsion solutions. The following presents disaggregated revenue by categories that best depict how the nature, amount, timing and uncertainty of revenue and cash flows are affected by economic factors (dollars in millions):

	Year ended December 31, 2024	Year ended December 31, 2023	Year ended December 31, 2022
North America On-Highway	\$ 1,752	\$ 1,529	\$ 1,359
North America Off-Highway	8	63	86
Defense	212	166	146
Outside North America On-Highway	493	477	463
Outside North America Off-Highway	97	104	127
Service Parts, Support Equipment and Other	663	696	588
Total Net Sales	\$ 3,225	\$ 3,035	\$ 2,769

Disaggregated revenue by end market is further described as follows:

North America On-Highway

Revenue from the North America On-Highway end market is driven by the sale of propulsion solutions to original equipment manufacturers

("OEMs"), distributors and dealers that install the product into Class 4-5, Class 6-7 and Class 8 straight trucks, Class 8 day cab tractors, conventional transit, shuttle and coach buses, school buses and motorhome applications. Revenue is recognized at the point in time when control passes to the customer, which is based on shipping terms when the order is fulfilled by the Company.

North America Off-Highway

Revenue from the North America Off-Highway end market is driven by sales of transmissions to OEMs and distributors that serve end users who operate vehicles and auxiliary equipment in energy, mining and construction applications. Revenue is recognized at the point in time when control passes to the customer, which is based on shipping terms when the order is fulfilled by the Company.

Defense

Revenue from the Defense end market is driven by sales of propulsion solutions to the U.S. Government or its contractors and sales to certain government contractors outside of the U.S. for use in both wheeled and tracked defense vehicle applications. Revenue is recognized at the point in time when control passes to the customer, which is based on shipping terms when the order is fulfilled by the Company.

Periodically, the Company and the U.S. Government will enter into a bill-and-hold arrangement where a completed transmission physically remains at the Company's facility at the request of the U.S. Government. Revenue is recognized at the point in time when it is determined that the U.S. Government accepts the transmission and is able to direct its use.

Outside North America On-Highway

Revenue from the Outside North America On-Highway end market is driven by the sale of propulsion solutions to OEMs and distributors that produce vehicles for commercial users in medium- and heavy-duty applications and wheeled defense platforms. Revenue is recognized at the point in time when control passes to the customer, which is based on shipping terms when the order is fulfilled by the Company.

Outside North America Off-Highway

Revenue from the Outside North America Off-Highway end market is driven by sales of transmissions to OEMs and distributors serving end users who operate vehicles and auxiliary equipment in energy, mining and construction applications. Revenue is recognized at the point in time when control passes to the customer, which is based on shipping terms when the order is fulfilled by the Company.

Service Parts, Support Equipment and Other

Revenue from the Service Parts, Support Equipment and Other end market is primarily derived from the sale of transmission parts and fluid purchased for the normal maintenance and repair needs of products in service, the sale of aluminum die cast components purchased as original parts and the sale of ETC contracts which extend the warranty coverages of propulsion solutions beyond the standard warranty period.

Revenue is recognized on sales of service parts, support equipment and aluminum die cast components at the point in time when control passes to the customer, which is based on shipping terms when the order is fulfilled by the Company.

Revenue from the sale of ETC contracts is recognized ratably over the time period that corresponds with the period of coverage, as the Company has determined this method best depicts the progress towards satisfaction of its performance obligation. ETC contracts are typically sold in one to five year durations within the North America On-Highway, Outside North America On-Highway, North America Off-Highway and Outside North America Off-Highway end markets. The ETC contract period begins when the standard warranty coverage period ends. All consideration allocated to an ETC performance obligation is initially deferred until the coverage period begins.

NOTE 4. INVENTORIES

Inventories consisted of the following components (dollars in millions):

	December 31, 2024	December 31, 2023
Purchased parts and raw materials	162	152
	\$	\$
Work in progress	17	17
Finished goods	79	53
Service parts	57	54
Total inventories	315	276
	\$	\$

Inventory components shipped to third parties, primarily cores, parts to re-manufacturers, and parts to contract manufacturers, which the Company has an obligation to buy back, are included in purchased parts and raw materials, with an offsetting liability in Other current liabilities. See "Note 14. Other Current Liabilities" for more information.

NOTE 5. PROPERTY, PLANT AND EQUIPMENT

The cost and accumulated depreciation of property, plant and equipment are as follows (dollars in millions):

	December 31, 2024	December 31, 2023
Machinery and equipment	1,003	937
	\$	\$
Buildings and building improvements	537	528
Special tooling	239	259
Software	200	195
Construction in progress	73	68
Land and land improvements	28	29
Total property, plant and equipment	2,080	2,016
Accumulated depreciation	(1,277)	(1,242)
Property, plant and equipment, net	803	774
	\$	\$

Depreciation of property, plant and equipment was \$

111
million, \$

109
million and \$

109
million for the years ended December 31, 2024, 2023 and 2022, respectively.

NOTE 6. GOODWILL AND OTHER INTANGIBLE ASSETS

As of December 31, 2024 and 2023, the carrying amount of the Company's Goodwill was \$

2,075
million and \$

2,076
million, respectively.

The following presents a summary of other intangible assets (dollars in millions):

	Intangible assets, gross	December 31, 2024 Accumulate d amortization	Intangible assets, net	Intangible assets, gross	December 31, 2023 Accumulate d amortization	Intangible assets, net
Other intangible assets:						
Trade name	791	—	791	791	—	791
	\$	\$	\$	\$	\$	\$
In-process research and development	—	—	—	25	—	25
Customer relationships – commercial		((
	839	837	2	839	833	6
Proprietary technology		((
	507	481	26	484	479	5
Customer relationships – defense		((
	62	59	3	62	56	6
Non-compete agreement		((
	1	1	—	1	1	—
Total		((
	2,200	1,378	822	2,202	1,369	833
	\$	\$	\$	\$	\$	\$

In the second quarter of 2024, the Company reclassified \$

23

million of in-process research and development ("IPR&D") to Proprietary technology. The IPR&D was reclassified upon the completion of the Company's project to develop commercially viable eGen Power products.

Amortization of intangible assets was \$

10
million, \$

45
million and \$

46
million for the years ended December 31, 2024, 2023 and 2022, respectively.

The Company's 2024 annual goodwill impairment test indicated that the fair value of the reporting unit more likely than not exceeded its carrying value, indicating

no

impairment. The Company's 2024 annual indefinite-lived intangible assets impairment test indicated that the fair value of the Company's indefinite-lived intangible assets more likely than not exceeded their carrying value, indicating

no

impairment.

Amortization expense related to other intangible assets for the next five years is expected to be (dollars in millions):

	2025	2026	2027	2028	2029
Amortization expense					
	\$ 7	\$ 3	\$ 3	\$ 2	\$ 2

NOTE 7. FAIR VALUE OF FINANCIAL INSTRUMENTS

Fair value is the price (exit price) that would be received to sell an asset or paid to transfer a liability in an orderly transaction between market participants at the measurement date. The Company utilizes market data or assumptions that market participants would use in pricing the asset or liability, including assumptions about risk and the risks inherent in the inputs to the valuation technique. These inputs can be readily observable, market corroborated, or generally unobservable. The accounting guidance establishes a fair value hierarchy that prioritizes the inputs used to measure fair value. The hierarchy gives the highest priority to unadjusted quoted prices in active markets for identical assets or liabilities (Level 1 measurement) and the lowest priority to unobservable inputs (Level 3 measurement). The three levels of the fair value hierarchy defined by the relevant guidance are as follows:

Level 1 — Quoted prices are available in active markets for identical assets or liabilities as of the reporting date.

Level 2 — Inputs are other than quoted prices in active markets included in Level 1, which are either directly or indirectly observable as of the reporting date. Level 2 includes financial instruments that are valued using quoted prices in markets that are not active and those financial instruments that are valued using models or other valuation methodologies in which all significant value-drivers are observable in active markets or are supported by observable levels at which transactions are executed in the marketplace.

Level 3 — Certain inputs are unobservable or have little or no market data available. These inputs may be used with internally developed methodologies that result in management's best estimate of fair value. At each balance sheet date, the Company performs an analysis of all instruments subject to authoritative accounting guidance and includes, in Level 3, all of those whose fair value is based on significant unobservable inputs. As of December 31, 2024 and 2023, the Company did

no

not have any Level 3 financial assets or liabilities.

The Company's assets and liabilities that are measured at fair value include cash equivalents, marketable securities, derivative instruments, assets held in a rabbi trust and a deferred compensation obligation. The Company's cash equivalents consist of short-term U.S. government backed securities and time deposits. The Company's marketable securities consist of publicly traded stock of Jing-Jin Electric Technologies Co. Ltd., which has a readily determinable fair value. The Company's derivative instruments consist of interest rate swaps. The Company's assets held in the rabbi trust consist principally of publicly available mutual funds and target date retirement funds. The Company's deferred compensation obligation is directly related to the fair value of assets held in the rabbi trust.

The Company's valuation techniques used to calculate the fair value of cash equivalents, marketable securities, assets held in the rabbi trust and the deferred compensation obligation represent a market approach in active markets for identical assets that qualify as Level 1 in the fair value hierarchy.

The Company's valuation techniques used to calculate the fair value of derivative instruments represent a market approach with observable inputs that qualify as Level 2 in the fair value hierarchy. The Company uses valuations from the issuing financial institutions for the fair value measurement of interest rate swaps. The floating-to-fixed interest rate swaps are based on the Secured Overnight Financing Rate ("SOFR"), which is observable at commonly quoted intervals. The fair values are included in other current and non-current assets in the Consolidated Balance Sheets. See "Note 9. Derivatives" for more information regarding the Company's interest rate swaps.

The following table summarizes the fair value of the Company's financial assets and (liabilities) as of December 31, 2024 and 2023 (dollars in millions):

	Quoted Prices in Active Markets for Identical Assets (Level 1)		Fair Value Measurements Using Significant Other Observable Inputs (Level 2)		TOTAL	
	2024	2023	2024	2023	2024	2023
Cash equivalents						
	\$ 664	\$ 421	\$ —	\$ —	\$ 664	\$ 421
Marketable securities						
	11	20	—	—	11	20
Rabbi trust assets						
	20	18	—	—	20	18
Deferred compensation obligation	((((
	20	18	—	—	20	18
Derivative assets						
	—	—	5	12	5	12
Total						
	\$ 675	\$ 441	\$ 5	\$ 12	\$ 680	\$ 453

The Company holds equity securities in unconsolidated entities without a readily determinable fair value. Each of these investments represents a less than 20% ownership interest in the respective privately-held entity, and the Company does not maintain significant influence over or control of any of the entities. The Company has elected the measurement alternative and measures the investments at cost, less any impairment, plus or minus adjustments related to observable price changes in orderly transactions for identical or similar investments of the same issuer. These equity investments are recorded in Other non-current assets in the Consolidated Balance Sheets, with changes in the value recorded in Other (expense) income, net in the Consolidated Statements of Comprehensive Income. During the year ended December 31, 2024,

no impairment charges or adjustments resulting from observable price changes in orderly transactions for identical or similar investments of the same issuer occurred for any of these investments. As of December 31, 2024 and 2023, the Company held equity securities without a readily determinable fair value of \$

7
million and \$

5
million, respectively.

NOTE 8. DEBT

Long-term debt and maturities are as follows (dollars in millions):

	December 31, 2024	December 31, 2023
Long-term debt:		
Senior Secured Credit Facility Term Loan, variable, due		
2026	\$ —	\$ 618
Senior Notes, fixed		
4.75		
% , due		
2027	400	400
Senior Notes, fixed		
5.875		
% , due		
2029	500	500
Senior Notes, fixed		
3.75		
% , due		
2031	1,000	1,000
Senior Secured Credit Facility Term Loan, variable, due		
2031	514	—
Total long-term debt	\$ 2,414	\$ 2,518
Less: current maturities of long-term debt	5	6
deferred financing costs, net (see Note 2)	14	15
Total long-term debt, net	\$ 2,395	\$ 2,497

Principal payments required on long-term debt during the next five years are as follows (dollars in millions):

	2025	2026	2027	2028	2029
Payments					
	\$ 5	\$ 5	\$ 405	\$ 5	\$ 505

As of December 31, 2024, the Company had \$
2,414

million of indebtedness associated with Allison Transmission, Inc.'s ("ATI"), the Company's wholly-owned subsidiary,

4.75

% Senior Notes due October 2027 ("4.75% Senior Notes"), ATI's

5.875

% Senior Notes due June 2029 ("5.875% Senior Notes"), ATI's

3.75

% Senior Notes due January 2031 ("3.75% Senior Notes" and, together with the 4.75% Senior Notes and 5.875% Senior Notes, the "Senior Notes") and the Second Amended and Restated Credit Agreement dated as of March 29, 2019, as amended (the "Credit Agreement"), governing ATI's term loan facility in the amount of \$

514

million due March 2031 ("Term Loan") and ATI's revolving credit facility with commitments in the amount of \$

750

million due March 2029 ("Revolving Credit Facility" and, together with the Term Loan, the "Senior Secured Credit Facility").

The fair value of the Company's long-term debt obligations as of December 31, 2024 was \$

2,286

million. The fair value is based on quoted Level 2 market prices of the Company's debt as of December 31, 2024. The difference between the fair value and carrying value of the long-term debt is driven primarily by trends in the financial markets.

Senior Secured Credit Facility

In March 2024, the Company and ATI entered into Amendment No. 4 ("Amendment") to the Credit Agreement, after giving effect to a \$

101

million principal prepayment, to remove the

0.10

% credit spread adjustment to the SOFR benchmark for all available interest periods and increase the commitments under the existing Revolving Credit Facility by \$

100

million. The Amendment also extended the maturity date of the existing Term Loan from 2026 to 2031 and extended the existing Revolving Credit Facility termination date from 2025 to 2029. With the exception of the items noted above, the terms of the extended Term Loan and Revolving Credit Facility are materially the same as they were prior to the Amendment. The Amendment was treated as a modification to the Senior Secured Credit Facility under GAAP. The Company recorded \$

4

million as new deferred financing fees in the Consolidated Balance Sheet as of December 31, 2024 and expensed \$

1

million of prior deferred financing fees in the Consolidated Statement of Comprehensive Income for the year ended December 31, 2024.

Table of Contents

The borrowings under the Senior Secured Credit Facility are collateralized by a lien on substantially all assets of the Company, ATI and certain existing and future U.S. subsidiary guarantors, as provided in the Credit Agreement. Interest on the Term Loan, as of December 31, 2024, is either (a)

1.75

% over a SOFR rate on deposits in U.S. dollars for one-, three- or six-month periods (or a twelve-month period if, at the time of the borrowing, consented to by all relevant lenders and the administrative agent) ("Term SOFR"), or (b)

0.75

% over the greater of the prime lending rate as quoted by the administrative agent, the Term SOFR rate for an interest period of one month plus

1.00

% and the federal funds effective rate published by the Federal Reserve Bank of New York plus

0.50

%, subject to a

1.00

% floor (the "Base Rate"). As of December 31, 2024, the Company elected to pay the lowest all-in rate of Term SOFR plus the applicable margin, or

6.19

%, on the Term Loan. The Credit Agreement requires minimum quarterly principal payments on the Term Loan, as well as prepayments from certain net cash proceeds of non-ordinary course asset sales and casualty and condemnation events, the incurrence of certain debt and from a percentage of excess cash flow, if applicable. The minimum required quarterly principal payment on the Term Loan through its maturity date of March 2031 is \$

1

million. As of December 31, 2024, there had been no payments required for certain net cash proceeds of non-ordinary course asset sales and casualty and condemnation events. The remaining principal balance is due upon maturity.

The Senior Secured Credit Facility also provides a Revolving Credit Facility, net of an allowance for up to \$

75

million in outstanding letters of credit commitments. Throughout the year ended December 31, 2024, the Company made

no

withdrawals on the Revolving Credit Facility. As of December 31, 2024, the Company had \$

744

million available under the Revolving Credit Facility, net of \$

6

million in letters of credit. Borrowings under the Revolving Credit Facility bear interest at a variable base rate plus an applicable margin based on the Company's first lien net leverage ratio. When the Company's first lien net leverage ratio is above

4.00

x, interest on the Revolving Credit Facility is (a)

0.75

% over the Base Rate or (b)

1.75

% over the Term SOFR rate; when the Company's first lien net leverage ratio is equal to or less than

4.00

x and above

3.50

x, interest on the Revolving Credit Facility is (i)

0.50

% over the Base Rate or (ii)

1.50

% over the Term SOFR rate; and when the Company's first lien net leverage ratio is equal to or below

3.50

x, interest on the Revolving Credit Facility is (y)

0.25

% over the Base Rate or (z)

1.25

% over the Term SOFR rate. As of December 31, 2024, the applicable margin for the Revolving Credit Facility was

1.25

%. In addition, there is an annual commitment fee, based on the Company's first lien net leverage ratio, on the average unused revolving credit borrowings available under the Revolving Credit Facility. As of December 31, 2024, the commitment fee was

0.25

%. Borrowings under the Revolving Credit Facility are payable at the option of the Company throughout the term of the Revolving Credit Facility with the balance due in March 2029.

The Senior Secured Credit Facility requires the Company to maintain a specified maximum first lien net leverage ratio of

5.50

x when revolving loan commitments remain outstanding on the Revolving Credit Facility at the end of a fiscal quarter. As of December 31, 2024, the Company had

no

amounts outstanding under the Revolving Credit Facility; however, the Company would have been in compliance with the maximum first lien net leverage ratio, achieving a (

0.23

x) ratio. Additionally, within the terms of the Senior Secured Credit Facility, a first lien net leverage ratio at or below

4.00

x results in the elimination of excess cash flow payments on the Senior Secured Credit Facility for the applicable year.

In addition, the Credit Agreement, among other things, includes customary restrictions (subject to certain exceptions) on the Company's ability to incur certain indebtedness, grant certain liens, make certain investments, engage in acquisitions, consolidations and mergers, declare or pay certain dividends or repurchase shares of the Company's common stock. As of December 31, 2024, the Company was in compliance with all covenants under the Credit Agreement.

Senior Notes

Each series of the Senior Notes is unsecured and is guaranteed by each of ATI's domestic subsidiaries that is a borrower under or guarantees the Senior Secured Credit Facility and is unconditionally guaranteed, jointly and

severally, by any of ATI's future domestic subsidiaries that are borrowers under or guarantee the Senior Secured Credit Facility. None of ATI's domestic subsidiaries currently guarantee its obligations under the Senior Secured Credit Facility, and therefore none of ATI's domestic subsidiaries currently guarantee any series of the Senior Notes. The indentures governing the Senior Notes contain negative covenants restricting or limiting the Company's ability to, among other things: incur or guarantee additional indebtedness, incur liens, pay dividends on, redeem or repurchase the Company's capital stock, make certain investments, permit payment or dividend restrictions on certain of the Company's subsidiaries, sell assets, engage in certain transactions with affiliates, and consolidate or merge or sell all or substantially all of the Company's assets. As of December 31, 2024, the Company was in compliance with all covenants under the indentures governing the Senior Notes.

ATI may from time to time seek to retire its Senior Notes through cash purchases, exchanges for equity securities, open market purchases, privately negotiated transactions, contractual redemptions or otherwise. Such repurchases or exchanges, if any, will depend on prevailing market conditions, liquidity requirements, contractual restrictions and other factors and will be in accordance with the respective indenture governing such notes. The amounts involved may be material. Some or all of the

4.75	% Senior Notes and the
5.875	% Senior Notes may be redeemed at any time at redemption prices specified in the indentures governing such notes. Prior to January 30, 2026 ,
	ATI may redeem some or all of the
3.75	% Senior Notes by paying a price equal to
100.00	% of the principal amount being redeemed, plus an "applicable premium". At any time on or after January 30, 2026 , ATI may redeem some or all of
	the
3.75	% Senior Notes at redemption prices specified in the indenture governing such notes.

NOTE 9. DERIVATIVES

The Company is subject to interest rate risk related to the Senior Secured Credit Facility and entered into interest rate swaps to manage a portion of this exposure. The interest rate swaps are designated as cash flow hedges that qualify for hedge accounting under the hypothetical derivative method. During the first quarter of 2024, the Company and ATI entered into the Amendment to the Credit Agreement that changed critical terms of the hedged item. Therefore, the Company performed a quantitative assessment that demonstrated a highly effective hedging relationship that qualifies for hedge accounting under the hypothetical derivative method.

As of December 31, 2024, the Company held interest rate swap contracts that, in the aggregate, effectively hedge \$
500
million of the variable rate debt associated with the Term Loan at the Term SOFR weighted average fixed rate of
2.81
% through September 2025.

Fair value adjustments are recorded as a component of AOCL in the Consolidated Balance Sheets. Balances in AOCL are reclassified to earnings when transactions related to the underlying risk are settled. See "Note 7. Fair Value of Financial Instruments" for information regarding the fair value of the Company's interest rate swaps.

The following tabular disclosures further describe the Company's interest rate derivatives qualifying and designated for hedge accounting and their impact on the financial condition of the Company (dollars in millions):

		Balance Sheet Location	December 31, 2024	Fair Value December 31, 2023
Derivative Assets:				
Interest rate swaps	Other current assets		\$ 5	\$ 7
	Other non-current assets		—	5
Total derivative assets			\$ 5	\$ 12

The balance of net derivative gains recorded in AOCL as of December 31, 2024 and 2023 was \$
5
million and \$
12
million, respectively. As of December 31, 2024, all derivative gains recorded in AOCL are expected to be reclassified to earnings within the next twelve months. See "Note 17. Accumulated Other Comprehensive Loss" for information regarding activity recorded as a component of AOCL during the year ended December 31, 2024.

NOTE 10. PRODUCT WARRANTY LIABILITIES

As of December 31, 2024, the current and non-current product warranty liabilities were \$

31
million and \$

36
million, respectively. As of December 31, 2023, the current and non-current product warranty liabilities were \$

32
million and \$

27
million, respectively. Product warranty liability activities consisted of the following (dollars in millions):

	Year ended December 31, 2024	Year ended December 31, 2023	Year ended December 31, 2022
Beginning balance	59	57	53
	\$	\$	\$
Payments	(41)	(41)	(31)
Increase in liability (warranty issued during period)	33	28	17
Net adjustments to liability	16	15	18
Ending balance	67	59	57
	\$	\$	\$

The adjustments to the total liability in 2024, 2023 and 2022 were the result of general changes in estimates for various products and specific field action programs as additional claims data and field information became available.

NOTE 11. DEFERRED REVENUE

As of December 31, 2024, the current and non-current deferred revenue were \$

41
million and \$

95
million, respectively. As of December 31, 2023, the current and non-current deferred revenue were \$

41
million and \$

89
million, respectively. Deferred revenue activity consisted of the following (dollars in millions):

	Year ended December 31, 2024	Year ended December 31, 2023	Year ended December 31, 2022
Beginning balance	130	131	136
	\$	\$	\$
Increases	51	52	35
Revenue earned	(45)	(53)	(40)
Ending balance	136	130	131
	\$	\$	\$

Deferred revenue recorded in current and non-current liabilities related to ETC as of December 31, 2024 was \$

29
million and \$

95
million, respectively. Deferred revenue recorded in current and non-current liabilities related to ETC as of December 31, 2023 was \$

30
million and \$

85
million, respectively.

NOTE 12. LEASES

Lessee Accounting

Contracts are assessed by the Company to determine if the contract conveys the right to control an identified asset in exchange for consideration during a period of time. The Company classifies all identified leases as either operating or finance leases. As of both December 31, 2024 and 2023, the Company was not a party to any finance leases. Contracts that contain leases are assessed to determine if the consideration in the contract is related to a lease component, non-lease component or other components not related to the lease. Lease components are recorded as right-of-use ("ROU") assets and lease liabilities while any non-lease component is expensed as incurred. The consideration in the contract related to other components not related to the lease is allocated among the lease component and the non-lease component, as applicable, based on the stand-alone selling price of the lease and non-lease components.

Certain lease contracts may contain an option to extend or terminate the lease. The Company considers the economic impact of extension and termination options by contract. If the Company concludes it is reasonably certain an option will be exercised, that option is included in the lease term and impacts the amount recorded as an ROU asset and lease liability upon inception of the contract.

The Company's lease liability is determined by discounting the future cash flows over the lease period. The Company determines its discount rates utilizing current secured financing rates based on the length of the lease period plus the Company's margin over Term SOFR on the Term Loan. The Company believes this rate effectively represents a borrowing rate the Company could obtain on a debt instrument possessing similar terms as the lease. Lease liabilities are classified between current and non-current liabilities based on the terms of the underlying leases. The weighted average discount rate on operating leases as of December 31, 2024 and 2023 was

4.84
% and

4.75
%, respectively.

As of December 31, 2024, the Company recorded current and non-current operating lease liabilities of \$

6
million and \$

14
million, respectively. As of December 31, 2023, the Company recorded current and non-current operating lease liabilities of \$

4
million and \$

14
million, respectively. The following table reconciles future undiscounted cash flows for operating leases to total operating lease liabilities as of December 31, 2024 (dollars in millions):

	December 31, 2024
2025	6
	\$
2026	5
2027	3
2028	4
2029	1
Thereafter	3
Total lease payments	22
	\$
Less: Interest	2

Present value of operating lease liabilities

\$ 20

Table of Contents

ROU assets are calculated as the related lease liability adjusted for lease incentives, prepayments and the effect of escalating lease payments on period expense. The below table depicts the ROU assets recorded in Other non-current assets in the Consolidated Balance Sheets and held by the Company based on the following underlying assets (dollars in millions):

	December 31, 2024	December 31, 2023
Buildings	17	15
	\$	\$
Equipment	1	2
Land	1	1
Vehicles	1	1
Total ROU assets	20	19
	\$	\$

The weighted average remaining lease term as of December 31, 2024 and December 31, 2023 was 5.1 years and 5.6 years, respectively.

Operating lease expense was \$

7
million and \$

6
million for the years ended December 31, 2024 and 2023, respectively, and was recorded within Selling, general and administrative expense and Engineering — research and development on the Company's Consolidated Statements of Comprehensive Income. There was

no

material short-term operating lease expense for either of the years ended December 31, 2024 or 2023.

During the years ended December 31, 2024 and 2023, the Company recorded \$

7
million and \$

6
million, respectively, of new ROU assets obtained in exchange for lease obligations.

NOTE 13. OTHER (EXPENSE) INCOME, NET

Other (expense) income, net consisted of the following (dollars in millions):

	2024	Years ended December 31, 2023	2022
Post-retirement benefit plan amendment credits	10	9	9
	\$	\$	\$
Unrealized loss on marketable securities	(9)	(1)	(22)
Loss on foreign exchange	(6)	(2)	(13)
Rabbi trust assets gain (loss)	3	3	3
Technology-related investments (loss) gain	(2)	3	6

Other	(
	2		3	2
)			
Total	((
	6		15	21
	\$)	\$	\$
)

NOTE 14. OTHER CURRENT LIABILITIES

Other current liabilities consisted of the following (dollars in millions):

	December 31, 2024	December 31, 2023
Payroll and related costs	90	89
	\$	\$
Sales incentives	42	41
Accrued interest payable	25	24
Vendor buyback obligation	19	18
Taxes payable	14	17
Lease liability	6	4
OPEB liability	4	5
Other accruals	17	14
Total	217	212
	\$	\$

NOTE 15. EMPLOYEE BENEFIT PLANS

The Company provides defined benefit pension plans, defined contribution plans and/or other postretirement benefit plans to certain employees globally. However, contributions to the Company's various international benefit plans are not material for the periods presented. The Company's defined benefit pension plans generally provide benefits of negotiated, stated amounts for each year of service as well as significant supplemental benefits for eligible employees. The Company sponsors defined contribution retirement savings plans for eligible employees, based on employee location and status. The Company's salaried defined contribution retirement savings plans provide for a Company match of employee contributions up to certain limits based upon eligible base salary. The charge to expense for the Company's defined contribution retirement savings plans was \$

23
million, \$

18
million and \$

16
million for the years ended December 31, 2024, 2023 and 2022, respectively. The Company is also responsible for OPEB costs (medical, dental, vision, and life insurance) for hourly employees hired prior to May 19, 2008, excluding those employees eligible to retire at the time of the sale of the Company. The plan is unfunded and any future payments will be funded by the Company's operating cash flows.

Obligations, Funded Status and Recognition in the Consolidated Balance Sheets

The following table provides a reconciliation of the changes in the benefit obligations, funded status and amounts recognized in the Consolidated Balance Sheets for the years ended December 31, 2024 and 2023 (dollars in millions):

	Pension Plans		Post-retirement Benefits	
	Year ended December 31, 2024	Year ended December 31, 2023	Year ended December 31, 2024	Year ended December 31, 2023
Benefit Obligations:				
Benefit obligation at beginning of year				
	\$ 169	\$ 161	\$ 64	\$ 73
Service cost	4	4	—	—
Interest cost	7	8	3	4
Plan settlements	(30)	—	—	—
Benefits paid	(9)	(12)	(5)	(5)
Actuarial (gain) loss	(11)	8	(3)	8
Benefit obligation at end of year	\$ 130	\$ 169	\$ 59	\$ 64
Fair Value of Plan Assets:				
Fair value of plan assets at beginning of year	\$ 164	\$ 158	\$ —	\$ —
Actual return on plan assets	2	10	—	—
Employer contributions	5	8	5	5
Plan settlements	(30)	—	—	—
Benefits paid	(9)	(12)	(5)	(5)

Fair value of plan assets at end of year	\$ 132	\$ 164	\$ —	\$ —
Net Funded Status	((((
	2	5	59	64
	\$	\$)	\$)	\$)
Amounts Recognized in Balance Sheet:				
Non-current assets	4	1	—	—
	\$	\$	\$	\$
Current liabilities	((((
	—	—	4	4
))
Non-current liabilities	((((
	2	6	55	60
))))
Net amount recognized	((((
	2	5	59	64
	\$	\$)	\$)	\$)
Accumulated Other Comprehensive Loss:				
Prior service credit	1	1	5	14
	\$	\$	\$	\$
Actuarial loss (gain)	((((
	3	7	32	33
))
Total	((((
	4	6	37	47
	\$	\$)	\$	\$

The accumulated benefit obligation for the Company's pension plans as of December 31, 2024 and 2023 was \$

125
million and \$

164
million, respectively.

The table below provides the weighted-average actuarial assumptions used to determine the benefit obligations of the Company's plans.

	Pension Plans		Post-retirement Benefits	
	2024	As of December 31, 2023	2024	2023
Discount rate	5.60 %	5.00 %	5.60 %	5.00 %
Rate of compensation increase (salaried)	3.00 %	3.00 %	N/A	N/A

The discount rate is used to determine the present value of the Company's benefit obligations. The Company's discount rate is determined by matching the plans' projected cash flows to a yield curve based on long-term, fixed income debt instruments available as of the measurement date of December 31, 2024. The Company reviews all actuarial assumptions on an annual basis and in the case of remeasurement.

As of December 31, 2024 and 2023, the projected benefit obligation, the accumulated benefit obligation, and the fair value of plan assets for pension plans with a projected benefit obligation in excess of plan assets and for pension plans with an accumulated benefit obligation in excess of plan assets were as follows (dollars in millions):

	Hourly Plan		Salary Plan	
	2024	As of December 31, 2023	2024	2023
Plans with projected benefit obligation in excess of plan assets:				
Projected benefit obligation			50	83
	N/A ¹	N/A ¹	\$	\$
Fair value of plan assets			47	77
	N/A ¹	N/A ¹	\$	\$
Plans with accumulated benefit obligation in excess of plan assets:				
Accumulated benefit obligation				79
	N/A ¹	N/A ¹	N/A ²	\$
Fair value of plan assets				77
	N/A ¹	N/A ¹	N/A ²	\$

(1) As of December 31, 2024 and 2023, the hourly defined pension plan had plan assets greater than the projected benefit obligation and the accumulated benefit obligation.

(2) As of December 31, 2024, the salary defined pension plan had plan assets greater than the accumulated benefit obligation.

Net Periodic Benefit Cost

Information about the net periodic benefit cost (credit) and other changes recognized in AOCL for the pension and post-retirement benefit plans is as follows (dollars in millions):

	Year ended December 31, 2024	Pension Plans Year ended December 31, 2023	Year ended December 31, 2022	Year ended December 31, 2024	Post-retirement Benefits Year ended December 31, 2023	Year ended December 31, 2022
Net Periodic Benefit Cost (Credit):						
Service cost						
	\$ 4	\$ 4	\$ 7	\$ —	\$ —	\$ 1
Interest cost						
	7	8	6	3	4	3
Expected return on assets	(((
	7	8	8	—	—	—
)))			
Settlement loss						
	4	—	—	—	—	—
Prior service credit	(((((
	1	—	1	10	10	10
)))))
Recognized actuarial loss (gain)						
	1	—	1	3	2	—
)))))
Net Periodic Benefit Cost (Credit)				(((
	8	4	5	10	8	6
	\$)	\$)	\$)	\$)	\$)	\$)
Other changes in other comprehensive (income) loss:						
Net (gain) loss	(((((
	4	6	6	3	8	29
	\$)	\$)	\$)	\$)	\$)	\$)
Amortizations	(
	5	—	—	13	12	10
))			
Total recognized – other comprehensive (income) loss	(((
	9	6	6	10	4	19
	\$)	\$)	\$)	\$)	\$)	\$)

The components of net periodic benefit costs other than the service cost component are included in Other (expense) income, net in the Consolidated Statements of Comprehensive Income.

In June 2024, the Company completed a pension risk transfer to a third-party insurance company of a portion of its salaried defined benefit pension plan's obligations for certain participants and their beneficiaries. The Company agreed to an annuity contract that was purchased using pension plan assets, resulting in the transfer of \$

30
million of pension plan assets and \$

30
million of pension plan benefit obligations to the insurance company. As a result of this transaction, in the second quarter of 2024, the Company recognized a non-recurring, non-cash \$

4
million settlement charge for a pro rata portion of previously unrecognized pension plan actuarial net losses, which was recorded in Other (expense) income, net in the Consolidated Statements of Comprehensive Income.

The table below provides the weighted-average actuarial assumptions used to determine the net periodic benefit cost (credit).

	Year ended December 31, 2024	Pension Plans Year ended December 31, 2023	Year ended December 31, 2022	Year ended December 31, 2024	Post-retirement Benefits Year ended December 31, 2023	Year ended December 31, 2022
Discount rate						
	5.00 %	5.20 %	2.70 %	5.00 %	5.20 %	2.80 %

Rate of compensation increase (salaried)	3.00 %	3.00 %	3.00 %	N/A	N/A	N/A
Expected return on assets	5.30 %	5.30 %	3.80 %	N/A	N/A	N/A

The overall expected rate of return on plan assets is based upon historical and expected future returns consistent with the expected benefit duration of the plan for each asset group adjusted for investment and administrative fees. Health care cost trends are used to project future post-retirement benefits payable from the

Table of Contents

Company's plans. As of December 31, 2024, future post-retirement health care costs were forecasted assuming an initial annual increase of up to

9.10

%, decreasing to an annual increase of up to

4.00

% by the year 2048. The Company reviews all actuarial assumptions on an annual basis and in the case of remeasurement.

Pension Plan Assets

The Company's pension plan assets mostly consist of diversified equity securities and diversified debt securities. The fair values of plan assets for the Company's pension plans as of December 31, 2024 and 2023 are as follows (dollars in millions):

	Quoted Prices in Active Markets for Identical Assets (Level 1)		Fair Value Measurements Using Significant Other Observable Inputs (Level 2)		TOTAL	
	2024	2023	2024	2023	2024	2023
Diversified debt securities						
	\$ 10	\$ 12	\$ 96	\$ 123	\$ 106	\$ 135
Diversified equity securities						
	15	18	6	7	21	25
Cash equivalents						
	5	4	—	—	5	4
Total						
	\$ 30	\$ 34	\$ 102	\$ 130	\$ 132	\$ 164

The Company's investment strategy with respect to pension plan assets is to invest the assets in accordance with laws and regulations. The long-term primary objectives for the Company's pension assets are to provide results that meet or exceed the plans' actuarially assumed long-term rate of return without subjecting the funds to undue risk. To achieve these objectives the Company has established the following targets:

Asset Category	Hourly	Target	Salary
Cash equivalents		3%	3%
Diversified equity securities		15	15
Diversified debt securities		82	82
Total		100%	100%

Throughout 2024, the Company's investment committee has continued to evaluate the investments and take steps toward the established targets.

Expected Contributions and Benefit Payments

Information about expected cash flows for the Company's pension and post-retirement benefit plans is as follows (dollars in millions):

	Pension Plans	Post-retirement Benefits
Employer Contributions:		
2025 expected contributions	\$ —	\$ 4
Expected Benefit Payments:		
2025	9	4

2026		
	9	5
2027		
	10	4
2028		
	9	4
2029		
	10	4
2029-2033		
	53	23

Expected benefit payments for pension and post-retirement benefits will be paid from plan trusts or corporate assets. The Company's funding policy is to contribute amounts annually that are at least equal to the amounts

required by applicable laws and regulations or to directly fund payments to plan participants. Additional discretionary contributions will be made when deemed appropriate to meet the Company's long-term obligation to the plans.

Non-qualified Deferred Compensation Plan

The Company maintains a non-qualified deferred compensation plan ("Deferred Compensation Plan") for a select group of management. Under the terms of the plan, the Company has utilized a rabbi trust to accumulate assets to fund its promise to pay benefits under the Deferred Compensation Plan. The rabbi trust is an irrevocable trust, which restricts any use of funds (operational or otherwise) by the Company other than to pay benefits under the Deferred Compensation Plan, and prevents immediate taxation of contributed amounts. Funds are accumulated through both employee deferrals and a Company match. Funds can be invested by the employee into a diversified group of investment options, which have been selected by the Company's investment committee, that are all categorized as Level 1 in the fair value hierarchy. The Company match resulted in \$

1

million of expense recorded to the Consolidated Statements of Comprehensive Income for each of the years ended December 31, 2024 and 2023. There was

no

charge to the Consolidated Statements of Comprehensive Income for the year ended December 31, 2022. The fair value of the rabbi trust plan assets and deferred compensation obligation was \$

20

million and \$

18

million as of December 31, 2024 and 2023, respectively.

NOTE 16. INCOME TAXES

Income before income taxes included the following (dollars in millions):

	2024	Years ended December 31, 2023	2022
U.S. income	\$ 878	\$ 776	\$ 621
Foreign income	19	51	24
Total	\$ 897	\$ 827	\$ 645

The provision for income tax expense was estimated as follows (dollars in millions):

	2024	Years ended December 31, 2023	2022
Current income taxes:			
U.S. federal	\$ 161	\$ 144	\$ 98
U.S. state and local	13	16	11
Foreign	9	11	9
Total Current	183	171	118
Deferred income tax (benefit) expense, net:			
U.S. federal	(13)	(15)	(5)
U.S. state and local	(3)	(2)	(3)

Foreign	(((
	1	4	6
)))
Total Deferred	(((
	17	17	4
)))
Total income tax expense			
	\$ 166	\$ 154	\$ 114
	<u><u> </u></u>	<u><u> </u></u>	<u><u> </u></u>

A reconciliation of the provision for income tax expense compared with the amounts at the U.S. federal statutory rate is as follows (dollars in millions):

	2024	Years ended December 31, 2023	2022
Tax at U.S. statutory income tax rate			
	\$ 189	\$ 174	\$ 136
Foreign derived intangible income deduction	(29)	(25)	(13)
Tax credits	(14)	(15)	(9)
State tax expense (excluding tax rate changes)	11	13	12
Nontaxable or nondeductible items	8	12	15
Effect of tax rate changes	(3)	(4)	(15)
Valuation allowance	—	2	6
Other	4	3	6
Total income tax expense	\$ 166	\$ 154	\$ 114

The effective tax rate for each of the years ended December 31, 2024 and 2023 was

19

%.

Deferred income tax assets and liabilities as of December 31, 2024 and 2023 reflect the effect of temporary differences between amounts of assets, liabilities and equity for financial reporting purposes and the bases of such assets, liabilities and equity as measured by tax laws, as well as tax loss and tax credit carry forwards. Net deferred tax assets and liabilities are classified as non-current in the Consolidated Balance Sheets. As described above, the deferred tax assets and liabilities are measured based on the enacted tax rates that will apply in the years in which the temporary differences are expected to be recovered or paid.

The Company has not recognized any deferred tax liabilities associated with earnings in foreign subsidiaries, except for its subsidiary located in China, as they are intended to be permanently reinvested and used to support foreign operations or have no associated tax requirements. As of December 31, 2024, the Company has recorded a deferred tax liability of \$

3 million for the tax liability associated with the remittance of previously taxed income and unremitted earnings for its subsidiary located in China.

Table of Contents

Temporary differences and carryforwards that gave rise to deferred tax assets and liabilities included the following (dollars in millions):

	December 31, 2024	December 31, 2023
Deferred tax assets:		
Capitalized research	\$ 55	\$ 43
Other accrued liabilities	34	35
Deferred revenue	30	28
Warranty accrual	12	14
Stock-based compensation	9	8
Tax credits	8	8
Inventories	8	7
Sales incentives	7	7
Other	18	16
Total deferred tax assets	181	166
Valuation allowances	(9)	(9)
Deferred tax liabilities:		
Goodwill	(414)	(414)
Trade name	(176)	(178)
Property, plant and equipment	(61)	(61)
Post-retirement	(8)	(6)
Intangibles	(1)	(3)
Other	(3)	(5)
Total deferred tax liabilities	(663)	(667)

Net deferred tax liability	((
	491	510
	<u>\$)</u>	<u>\$)</u>

Management has determined, based on an evaluation of available objective and subjective evidence, that it is more likely than not that certain federal and state deferred tax assets will not be realized; therefore, these deferred tax assets are offset with a valuation allowance of \$

9

million as of both December 31, 2024 and 2023.

The 2017 U.S. Tax Cuts and Jobs Act requires taxpayers to capitalize and amortize specified research and development expenditures over a period of five years for domestic or 15 years for foreign research, beginning with the tax years ending after December 31, 2021. As a result, the Company recognized a deferred tax asset of \$

55

million as of December 31, 2024.

All of the Company's tax returns, once filed, will remain subject to examination by the various taxing authorities for the duration of the applicable statute of limitations (generally three years from the earlier of the date of filing or the due date of the return).

NOTE 17. ACCUMULATED OTHER COMPREHENSIVE LOSS

The changes in components of AOCL consisted of the following (dollars in millions):

	Pension and OPEB liability adjustments	Interest rate swaps	Foreign currency items	Total
AOCL as of December 31, 2021	(17)	(24)	(32)	(73)
	\$	\$	\$	\$
Other comprehensive income (loss) before reclassifications	39	44	10	73
Amounts reclassified from AOCL	(10)	6	—	4
Income tax expense	(7)	11	—	18
Net current period other comprehensive income (loss)	22	39	10	51
AOCL as of December 31, 2022	(5)	(15)	(42)	(22)
	\$	\$	\$	\$
Other comprehensive income before reclassifications	3	7	2	12
Amounts reclassified from AOCL	(12)	12	—	24
Income tax benefit	2	1	—	3
Net current period other comprehensive (loss) income	(7)	4	2	9
AOCL as of December 31, 2023	(2)	(11)	(40)	(31)
	\$	\$	\$	\$
Other comprehensive income (loss) before reclassifications	8	5	13	—
Amounts reclassified from AOCL	(9)	12	—	21
Income tax benefit	—	1	—	1
Net current period other comprehensive loss	(1)	6	13	20
AOCL as of December 31, 2024	(3)	(5)	(53)	(51)
	\$	\$	\$	\$

The following table shows the location in the Consolidated Statements of Comprehensive Income affected by reclassifications from AOCL (dollars in millions):

Amounts reclassified from AOCL

AOCL Components	Year ended December 31, 2024	Year ended December 31, 2023	Year ended December 31, 2022	Affected line item in the Consolidated Statements of Comprehensive Income
Interest rate swaps			(
	12	12	6	
	\$	\$	\$) Interest expense, net
Prior service credit				
	11	10	11	
				Other (expense) income, net
Pension plan settlement loss	(
	4	—	—	
)			Other (expense) income, net
Recognized actuarial gain (loss)			(
	2	2	1	
)	Other (expense) income, net
Total reclassifications, before tax				
	21	24	4	
				Income before income taxes
Income tax expense	(((
	5	5	1	
)))	Income tax expense
Total reclassifications				
	16	19	3	
	\$	\$	\$	

Prior service credits, actuarial gains and pension settlement losses are included in the computation of the Company's net periodic benefit cost (credit). Please see "Note 15. Employee Benefit Plans" for additional details.

NOTE 18. COMMITMENTS AND CONTINGENCIES

The Company is party to various legal actions and administrative proceedings and subject to various claims arising in the ordinary course of business. These proceedings primarily involve commercial claims, product liability claims, personal injury claims and workers' compensation claims. The Company believes that the ultimate liability, if any, in excess of amounts already provided for in the consolidated financial statements or covered by insurance on the disposition of these matters will not have a material adverse effect on the financial position, results of operations or cash flows of the Company.

NOTE 19. CONCENTRATION OF RISK

As of December 31, 2024 and 2023, the Company employed approximately 4,000 and 3,700 employees, respectively, with 89 % of those employees in the U.S. Approximately 50 % and 48 % of the Company's U.S. employees were represented by unions and subject to a collective bargaining agreement as of December 31, 2024 and 2023, respectively. The Company is currently operating under a collective bargaining agreement with the International Union, United Automobile, Aerospace and Agricultural Implement Workers of America ("UAW") Local 933 that expires in November 2027.

Three customers accounted for 10% or more of the Company's net sales within the last three years presented.

% of net sales	Years ended December 31,		
	2024	2023	2022
Daimler AG	20 %	18 %	20 %
PACCAR Inc.	13 %	11 %	9 %
Traton SE	11 %	11 %	10 %

Two customers accounted for 10% or more of the Company's outstanding accounts receivable within the last two years presented.

% of accounts receivable	December 31,	December 31,
	2024	2023
Daimler AG	20 %	16 %
Traton SE	11 %	14 %

No supplier accounted for 10% or more of materials purchased during any of the years ended December 31, 2024, 2023 or 2022.

NOTE 20. COMMON STOCK

The Company's Board of Directors has authorized the Company to repurchase up to \$ 4,000 million of its common stock pursuant to a stock repurchase program (the "Repurchase Program"). During 2024, the Company repurchased

approximately \$

254

million of its common stock under the Repurchase Program, leaving \$

519

million of authorized repurchases remaining under the Repurchase Program as of December 31, 2024. The Repurchase Program has no termination date, and the timing and amount of stock purchases are subject to market conditions and corporate needs. The Repurchase Program may be modified, suspended or discontinued at any time at the Company's discretion.

NOTE 21. EARNINGS PER SHARE

The following table reconciles the numerators and denominators used to calculate basic EPS and diluted EPS (in millions, except per share data):

	2024	Years ended December 31, 2023	2022
Net income	731	673	531
	\$	\$	\$
Weighted average shares of common stock outstanding	87	90	96
Dilutive effect of stock-based awards	1	1	—
Diluted weighted average shares of common stock outstanding	88	91	96
Basic earnings per share attributable to common stockholders	8.40	7.48	5.53
	\$	\$	\$
Diluted earnings per share attributable to common stockholders	8.31	7.40	5.53
	\$	\$	\$

The dilutive impact of stock-based compensation is calculated using the treasury stock method. The treasury stock method assumes that the Company uses the proceeds from the exercise of awards to repurchase common stock at the average market price during the period. During each of the years ended December 31, 2024 and 2023, there were

no

outstanding stock options that were anti-dilutive and excluded from the diluted EPS calculation. During the year ended December 31, 2022, there were

2

million of outstanding stock options that were anti-dilutive and excluded from the diluted EPS calculation. Basic and diluted EPS for the full-year are calculated using the weighted average shares of common stock outstanding during the year while quarterly basic and diluted EPS are calculated using the weighted average shares of common stock outstanding during the quarter; therefore, the sum of each quarter's EPS may not equal full-year EPS.

NOTE 22. GEOGRAPHIC INFORMATION

The Company had the following net sales by country, based on the location of the customer (dollars in millions):

	2024	Years ended December 31, 2023	2022
United States	2,324	2,171	1,944
	\$	\$	\$
China	172	164	196
Japan	136	102	103
Canada	74	65	57
Mexico	73	51	41
Germany	47	49	44

Other	399	433	384
Total	<u>\$ 3,225</u>	<u>\$ 3,035</u>	<u>\$ 2,769</u>

The Company had the following net long-lived assets by country (dollars in millions):

	Years ended December 31,		
	2024	2023	2022
United States	757	738	730
India	31	20	19
Hungary	10	10	10
Other	5	6	4
Total	<u>\$ 803</u>	<u>\$ 774</u>	<u>\$ 763</u>

NOTE 23. SEGMENT INFORMATION

Table of Contents

In accordance with the FASB's authoritative accounting guidance on segment reporting, the Company has

one

operating segment and reportable segment. The Company is managed by the CODM based on its one line of business, the design, manufacture and distribution of vehicle propulsion solutions.

The Company's CODM is its Chair, President and Chief Executive Officer. The CODM evaluates Company performance and makes decisions on the allocation of resources based on Net income, a GAAP measure, and Adjusted Earnings before Interest, Taxes, Depreciation, and Amortization ("EBITDA"), a non-GAAP measure. The most directly comparable GAAP measure to Adjusted EBITDA is Net income. The Company believes that Net income and Adjusted EBITDA provide management, investors and creditors with useful measures of the operational results of its business and increase the period-to-period comparability of the Company's operating profitability and comparability with other companies.

The CODM assesses Company performance utilizing Net income and Adjusted EBITDA by comparing budget versus actual and year-over-year variances. Certain variances identified in the analysis of Net income and Adjusted EBITDA are evaluated to assist the CODM in assessing Company performance and making decisions on the allocation of Company resources. The following expenses included in Net income and Adjusted EBITDA are identified as significant expenses regularly provided to the CODM: Cost of sales, Selling, general and administrative, and Engineering — research and development.

The Company's

one

reportable segment is the same as its consolidated financial results; therefore, segment information for additions of long-lived assets and asset information can be found in the Company's consolidated statements of cash flows and consolidated balance sheets, respectively.

The following presents a financial summary of the Company's one reportable segment (dollars in millions):

	Years ended December 31		
	2024	2023	2022
Revenue			
	\$ 3,225	\$ 3,035	\$ 2,769
less:			
Cost of sales	1,696	1,565	1,472
Selling, general and administrative	337	357	328
Engineering — research and development	200	194	185
Other segment items (a)	261	246	253
Net income (GAAP)	731	673	531
plus:			
Income tax expense	166	154	114
Depreciation of property, plant and equipment	111	109	109
Interest expense, net	89	107	118
Amortization of intangible assets	10	45	46
Other adjustments (b)	58	20	43
Adjusted EBITDA (Non-GAAP)	\$ 1,165	\$ 1,108	\$ 961

		5,336	5,025	4,671
Total assets	\$	\$	\$	

- (a) Represents other segment items included in Net income including Interest expense, net, Income tax expense and Other (expense) income, net.
- (b) Represents other reconciling items between Net income and Adjusted EBITDA.

Allison Transmission Holdings, Inc.
Schedule I—Parent Company only Balance Sheets
(dollars in millions)

	December 31, 2024	December 31, 2023
ASSETS		
Current Assets:		
Cash	—	—
	\$	\$
Total Current Assets	—	—
Investments in and advances to subsidiaries	1,651	1,233
TOTAL ASSETS	1,651	1,233
	<u>\$</u>	<u>\$</u>
LIABILITIES AND STOCKHOLDERS' EQUITY		
Current Liabilities:		
Accounts payable	—	—
	\$	\$
Total Current Liabilities	—	—
Capital stock	1	1
Paid in capital	1,940	1,891
Accumulated deficit	(239)	(628)
Accumulated other comprehensive loss, net of tax	(51)	(31)
TOTAL LIABILITIES AND STOCKHOLDERS' EQUITY	1,651	1,233
	<u>\$</u>	<u>\$</u>

The accompanying note is an integral part of the Parent Company only financial statements.

Allison Transmission Holdings, Inc.
Schedule I—Parent Company only Statements of Comprehensive Income
(dollars in millions)

	2024	Years ended December 31, 2023	2022
Net sales	\$ —	\$ —	\$ —
General and administrative fees	—	—	—
Total operating income	—	—	—
Other income:			
Equity earnings of consolidated subsidiary	731	673	531
Income before income taxes	731	673	531
Income tax expense	—	—	—
Net income	\$ <u>731</u>	\$ <u>673</u>	\$ <u>531</u>
Comprehensive income	\$ <u>711</u>	\$ <u>664</u>	\$ <u>582</u>

The accompanying note is an integral part of the Parent Company only financial statements.

Allison Transmission Holdings, Inc.
Schedule I—Parent Company only Statements of Cash Flows
(dollars in millions)

	2024	Years ended December 31, 2023	2022
CASH FLOWS FROM OPERATING ACTIVITIES:			
Net income			
	\$ 731	\$ 673	\$ 531
Deduct items included in net income not providing cash:			
Equity in earnings in consolidated subsidiary	(731)	(673)	(531)
Net cash provided by operating activities	—	—	—
CASH FLOWS FROM INVESTING ACTIVITIES:			
Investments in subsidiaries	(32)	(28)	(2)
Dividends	87	83	80
Net cash provided by investing activities	55	55	78
CASH FLOWS FROM FINANCING ACTIVITIES:			
Capital contributions	32	28	2
Dividends	(87)	(83)	(80)
Net cash used in financing activities	(55)	(55)	(78)
Net increase (decrease) during period	—	—	—
Cash and cash equivalents at beginning of period	—	—	—
Cash and cash equivalents at end of period	—	—	—
	<u>\$ —</u>	<u>\$ —</u>	<u>\$ —</u>

The accompanying note is an integral part of the Parent Company only financial statements.

Allison Transmission Holdings, Inc.
Schedule I—Parent Company only Footnote

NOTE 1—BASIS OF PRESENTATION

Allison Transmission Holdings, Inc. (the “Parent Company”) is a holding company that conducts all of its business operations through its subsidiaries. There are restrictions on the Parent Company’s ability to obtain funds from its subsidiaries through dividends (refer to “Note 8. Debt” of Notes to Consolidated Financial Statements). The entire amount of the Parent Company’s consolidated net assets was subject to restrictions on payment of dividends as of December 31, 2024, 2023 and 2022. Accordingly, these financial statements have been presented on a “parent-only” basis. Under a parent-only presentation, the Parent Company’s investments in its consolidated subsidiaries are presented under the equity method of accounting. These parent-only financial statements should be read in conjunction with Allison Transmission Holdings, Inc.’s audited Consolidated Financial Statements included elsewhere herein.

ITEM 9. Changes in and Disagreements with Accountants on Accounting and Financial Disclosure

None.

ITEM 9A. Controls and Procedures

Evaluation of Disclosure Controls and Procedures

Our management, with the participation of our Chief Executive Officer and Chief Financial Officer, evaluated the effectiveness of our disclosure controls and procedures (as defined in Rules 13a-15(e) and 15d-15(e) under the Exchange Act), as of December 31, 2024. In designing and evaluating the disclosure controls and procedures, management recognized that any controls and procedures, no matter how well designed and operated, can provide only reasonable assurance of achieving the desired control objectives. In addition, the design of disclosure controls and procedures must reflect the fact that there are resource constraints and that management is required to apply its judgment in evaluating the benefits of possible controls and procedures relative to their costs.

Based on the evaluation, our Chief Executive Officer and Chief Financial Officer concluded that our disclosure controls and procedures as of December 31, 2024, the end of the period covered by this Annual Report on Form 10-K, were effective to provide reasonable assurance that information we are required to disclose in reports that we file or submit under the Exchange Act is recorded, processed, summarized and reported within the time periods specified in the SEC rules and forms, and that such information is accumulated and communicated to our management, including our Chief Executive Officer and Chief Financial Officer, as appropriate, to allow timely decisions regarding required disclosure.

Management's Report on Internal Control Over Financial Reporting

Our management is responsible for establishing and maintaining adequate internal control over financial reporting (as defined in Rules 13a-15(f) and 15d-15(f) under the Exchange Act). Our internal control over financial reporting is a process designed to provide reasonable assurance regarding the reliability of financial reporting and the preparation of financial statements for external purposes in accordance with generally accepted accounting principles.

Because of its inherent limitations, internal control over financial reporting may not prevent or detect misstatements. Also, projections of any evaluation of effectiveness to future periods are subject to the risk that controls may become inadequate because of changes in conditions, or that the degree of compliance with the policies or procedures may deteriorate.

Under the supervision and with the participation of our management, including our Chief Executive Officer and Chief Financial Officer, we conducted an assessment of the effectiveness of our internal control over financial reporting as of December 31, 2024. In making this assessment, our management used the criteria set forth by the Committee of Sponsoring Organizations of the Treadway Commission in Internal Control—Integrated Framework (2013). Based on this assessment, management concluded that our internal control over financial reporting was effective as of December 31, 2024. PricewaterhouseCoopers LLP, our independent registered public accounting firm, has audited the effectiveness of our internal control over financial reporting as of December 31, 2024. Their report is included in Part II, Item 8., "Financial Statements and Supplementary Data" in this Annual Report on Form 10-K.

Changes in Internal Control Over Financial Reporting

There were no changes in our internal control over financial reporting (as defined in Rules 13a-15(f) and 15d-15(f) under the Exchange Act) during the quarter ended December 31, 2024 that have materially affected, or are reasonably likely to materially affect, our internal control over financial reporting.

ITEM 9B. Other Information

Insider Trading Arrangements

The following table sets forth information related to the Company's directors and officers who adopted, modified or terminated any contract, instruction or written plan for the purchase or sale of Company securities that was intended to satisfy the affirmative defense conditions of Rule 10b5-1(c) ("Rule 10b5-1 trading arrangement") or any "non-Rule 10b5-1 trading arrangement," as such term is defined in Item 408(c) of Regulation S-K, during the three months ended December 31, 2024:

Name	Title	Action	Date	Trading Arrangement Rule 10b5-1*	Non-Rule 10b5-1**	Total Shares to be Sold	Expiration Date
Dana J.H. Pittard	Vice President, Defense Programs	Adopted	11/1/2024	X		6,829	1/30/2026
John M. Coll	Senior Vice President, Global Marketing, Sales & Services	Adopted	11/26/2024	X		5,761	3/31/2026

* Intended to satisfy the affirmative defense of Rule 10b5-1(c)
** Not intended to satisfy the affirmative defense of Rule 10b5-1(c)

ITEM 9C. Disclosure Regarding Foreign Jurisdictions that Prevent Inspections

Not applicable.

PART III.

ITEM 10. Directors, Executive Officers and Corporate Governance

The information required by this Item concerning our executive officers, directors and nominees for director and Audit Committee members and financial expert(s) and disclosure of delinquent filers under Section 16(a) of the Exchange Act will be set forth under the headings “Executive Officers,” “Proposal No. 1 – To elect ten directors,” “Meetings and Committees of our Board” and “Stock Ownership” in our definitive Proxy Statement for our 2025 annual meeting of stockholders, which will be filed with the SEC pursuant to Regulation 14A within 120 days after the end of our last fiscal year, and such information is incorporated herein by reference.

Code of Business Conduct

We have adopted the Allison Code of Business Conduct that applies to all of our directors and officers and other employees, including our principal executive officer, principal financial officer and principal accounting officer. This code is publicly available through the Investor Relations section of our website at <https://ir.allisontransmission.com>. We will post on the Investor Relations section of our website any amendment to the Allison Code of Business Conduct, or any grant of a waiver from a provision of the Allison Code of Business Conduct.

Insider Trading Policy

We have adopted the Allison Insider Trading Policy and the Addendum to Insider Trading Policy governing the purchase, sale, or other dispositions of our securities by our directors, officers, and employees that we believe are reasonably designed to promote compliance with insider trading laws, rules and regulations, and the New York Stock Exchange listing standards applicable to us. A copy of our insider trading policy and related addendum are filed as exhibits to this Annual Report on Form 10-K.

ITEM 11. Executive Compensation

The information required by this Item concerning remuneration of our executive officers and directors, material transactions involving such executive officers and directors and Compensation Committee interlocks, as well as the Compensation Committee Report and CEO pay ratio disclosure, will be set forth under the headings “Executive Compensation,” “Director Compensation,” “Meetings and Committees of our Board” and “Ratio of CEO Compensation to Median of Employees” in our definitive Proxy Statement for our 2025 annual meeting of stockholders, which will be filed with the SEC pursuant to Regulation 14A within 120 days after the end of our last fiscal year, and such information is incorporated herein by reference.

ITEM 12. Security Ownership of Certain Beneficial Owners and Management and Related Stockholder Matters

The information required by this Item concerning the stock ownership of management and five percent beneficial owners and securities authorized for issuance under equity compensation plans will be set forth under the headings “Stock Ownership” and “Equity Compensation Plan Information” in our definitive Proxy Statement for our 2025 annual meeting of stockholders, which will be filed with the SEC pursuant to Regulation 14A within 120 days after the end of our last fiscal year, and such information is incorporated herein by reference.

ITEM 13. Certain Relationships and Related Transactions, and Director Independence

The information required by this Item concerning certain relationships and related person transactions, and director independence will be set forth under the headings “Corporate Governance” and “Certain Relationships and

Related Person Transactions" in our definitive Proxy Statement for our 2025 annual meeting of stockholders, which will be filed with the SEC pursuant to Regulation 14A within 120 days after the end of our last fiscal year, and such information is incorporated herein by reference.

ITEM 14. Principal Accountant Fees and Services

The information required by this Item concerning the fees and services of our independent registered public accounting firm and our Audit Committee actions with respect thereto will be set forth under the heading "Proposal No. 2 – To ratify the appointment of PricewaterhouseCoopers LLP as our independent registered public accounting firm for 2025" in our definitive Proxy Statement for our 2025 annual meeting of stockholders, which will be filed with the SEC pursuant to Regulation 14A within 120 days after the end of our last fiscal year, and such information is incorporated herein by reference.

PART IV.

ITEM 15. Exhibits and Financial Statement Schedules

(a)(1) Financial Statements.

The response to this item is included in Part II, Item 8., of this Annual Report on Form 10-K.

(a)(2) Financial Statement Schedules.

Schedule I – Parent Company only Balance Sheets as of the years ended December 31, 2024 and 2023, Schedule I – Parent Company only Statements of Comprehensive Income for the years ended December 31, 2024, 2023 and 2022, Schedule I – Parent Company only Statements of Cash Flows for the years ended December 31, 2024, 2023 and 2022 and Schedule I – Parent Company only Footnote are included in Part II, Item 8., of this Annual Report on Form 10-K. All other schedules have been omitted because they are not required or because the information required is included in the consolidated financial statements and notes thereto.

(a)(3) Exhibits

See the response to Item 15.(b) below.

(b) Exhibits

The following exhibits are filed as part of, or are incorporated by reference into, this Annual Report on Form 10-K:

Exhibit No.	DESCRIPTION OF EXHIBIT
3.1	<u>Second Amended and Restated Certificate of Incorporation of Allison Transmission Holdings, Inc. (incorporated by reference to Exhibit 3.1 to the Registrant's Quarterly Report on Form 10-Q for the quarter ended March 31, 2012 filed April 26, 2012)</u>
3.2	<u>Amendment to Second Amended and Restated Certificate of Incorporation of Allison Transmission Holdings, Inc. (incorporated by reference to Exhibit 3.1 to the Registrant's Current Report on Form 8-K filed May 18, 2016)</u>
3.3	<u>Amended and Restated Bylaws of Allison Transmission Holdings, Inc. (incorporated by reference to Exhibit 3.1 to the Registrant's Current Report on Form 8-K filed May 5, 2023)</u>
4.1	<u>Form of Stock Certificate (incorporated by reference to Exhibit 4.1 to Amendment No. 3 to the Registrant's Registration Statement on Form S-1 filed June 17, 2011)</u>
4.2	<u>Indenture, dated as of September 26, 2017, between the Issuer and Wilmington Trust, National Association, as Trustee (including form of 4.75% Senior Notes due 2027) (incorporated by reference to Exhibit 4.1 to the Registrant's Current Report on Form 8-K filed September 26, 2017)</u>
4.3	<u>Indenture, dated as of March 29, 2019, between the Issuer and Wilmington Trust, National Association, as Trustee (including form of 5.875% Senior Notes due 2029) (incorporated by reference to Exhibit 4.1 to the Registrant's Current Report on Form 8-K filed March 29, 2019)</u>
4.4	<u>Indenture, dated as of November 19, 2020, between the Issuer and Wilmington Trust, National Association, as Trustee (including form of 3.75% Senior Notes due 2031) (incorporated by reference to Exhibit 4.1 to the Registrant's Current Report on Form 8-K filed November 19, 2020)</u>
4.5	<u>Description of Securities (incorporated by reference to Exhibit 4.5 to the Registrant's Annual Report on Form 10-K for the year ended December 31, 2023 filed February 14, 2024)</u>
10.1	<u>Second Amended and Restated Credit Agreement, dated as of March 29, 2019, among Allison Transmission Holdings, Inc., Allison Transmission, Inc., as Borrower, the several banks and other financial institutions or entities from time to time parties thereto as lenders and Citibank, N.A., as Administrative Agent (incorporated by reference to Exhibit 10.1 to the Registrant's Current Report on Form 8-K filed March 29, 2019)</u>

10.2	<u>Amendment No. 1 dated October 11, 2019, to the Second Amended and Restated Credit Agreement, dated as of March 29, 2019, among Allison Transmission Holdings, Inc., Allison Transmission, Inc., as Borrower, the several banks and other financial institutions or entities from time to time parties thereto as lenders, Citibank, N.A as Administrative Agent and as the 2019 refinancing term lender and the other agents and arrangers party thereto (incorporated by reference to Exhibit 10.1 to the Registrant's Current Report on Form 8-K filed October 15, 2019)</u>
10.3	<u>Amendment No. 2 dated as of November 19, 2020, by and among Allison Transmission Holdings, Inc., Allison Transmission, Inc., as Borrower, the several banks and other financial institutions party thereto, as 2020 Revolving Credit Lenders and Citibank, N.A., as Administrative Agent amending the Second Amended and Restated Credit Agreement, dated as of March 29, 2019, among Allison Transmission Holdings, Inc., Allison Transmission, Inc., the several banks and other financial institutions or entities from time to time parties thereto as lenders, Citibank, N.A., as Administrative Agent and Citicorp North America, Inc., as Collateral Agent (incorporated by reference to Exhibit 10.1 to the Registrant's Current Report on Form 8-K filed November 19, 2020)</u>
10.4	<u>Amendment No. 3 to Credit Agreement, dated February 28, 2023, by and among Allison Transmission Inc., Allison Transmission Holdings, Inc., and Citibank N.A., as administrative agent, to the Second Amended and Restated Credit Agreement, dated as of March 29, 2019, among Allison Transmission Holdings, Inc., Allison Transmission, Inc., as borrower, the several banks and other financial institutions or entities from time to time parties thereto as lenders and Citibank, N.A., as administrative agent (incorporated by reference to Exhibit 10.1 to the Registrant's Current Report on Form 8-K filed March 6, 2023)</u>
10.5	<u>Amendment No. 4 to Credit Agreement, dated March 13, 2024, by and among Allison Transmission Inc., Allison Transmission Holdings, Inc., and Citibank N.A., as administrative agent, to the Second Amended and Restated Credit Agreement, dated as of March 29, 2019, among Allison Transmission Holdings, Inc., Allison Transmission, Inc., as borrower, the several banks and other financial institutions or entities from time to time parties thereto as lenders and Citibank, N.A., as administrative agent (incorporated by reference to Exhibit 10.1 to the Registrant's Current Report on Form 8-K filed March 18, 2024)</u>
10.6	<u>Guarantee And Collateral Agreement made by Allison Transmission Holdings, Inc., Allison Transmission, Inc., as Borrower, and the Subsidiary Guarantors party thereto in favor of Citicorp North America, Inc., as Administrative Agent, dated as of August 7, 2007 (incorporated by reference to Exhibit 10.3 to the Registrant's Registration Statement on Form S-1 filed March 18, 2011)</u>
10.7	<u>Trademark Security Agreement made by Allison Transmission, Inc. in favor of Citicorp North America, Inc., as Administrative Agent, dated as of August 7, 2007 (incorporated by reference to Exhibit 10.4 to the Registrant's Registration Statement on Form S-1 filed March 18, 2011)</u>
10.8	<u>Copyright Security Agreement made by Allison Transmission, Inc. in favor of Citicorp North America, Inc., as Administrative Agent, dated as of August 7, 2007 (incorporated by reference to Exhibit 10.5 to Amendment No. 2 to the Registrant's Registration Statement on Form S-1 filed May 16, 2011)</u>
10.9*	<u>Allison Transmission Holdings, Inc. 2024 Equity Incentive Award Plan (incorporated by reference to Exhibit 10.1 to the Company's Current Report on Form 8-K filed May 10, 2024)</u>
10.10*	<u>Form of 2024 Equity Incentive Award Plan Restricted Stock Unit Agreement (incorporated by reference to Exhibit 10.3 to the Registrant's Quarterly Report on Form 10-Q for the quarter ended June 30, 2024 filed July 26, 2024)</u>
10.11*	<u>Form of 2024 Equity Incentive Award Plan Stock Option Agreement (incorporated by reference to Exhibit 10.4 to the Registrant's Quarterly Report on Form 10-Q for the quarter ended June 30, 2024 filed July 26, 2024)</u>
10.12*	<u>Form of 2024 Equity Incentive Award Plan Performance Stock Unit Agreement (incorporated by reference to Exhibit 10.5 to the Registrant's Quarterly Report on Form 10-Q for the quarter ended June 30, 2024 filed July 26, 2024)</u>
10.13*	<u>Allison Transmission Holdings, Inc. 2015 Equity Incentive Award Plan (incorporated by reference to Appendix A to the Registrant's Definitive Proxy Statement on Schedule 14A filed April 2, 2015)</u>
10.14*	<u>Allison Transmission Holdings, Inc. 2016 Incentive Plan (incorporated by reference to Appendix B to the Registrant's Definitive Proxy Statement on Schedule 14A filed April 2, 2015)</u>

Table of Contents

10.15*	<u>Form of 2015 Equity Incentive Award Plan Restricted Stock Agreement (incorporated by reference to Exhibit 10.41 to the Registrant's Annual Report on Form 10-K for the year ended December 31, 2015 filed February 19, 2016)</u>
10.16*	<u>Form of 2015 Equity Incentive Award Plan Restricted Stock Unit Agreement (incorporated by reference to Exhibit 10.42 to the Registrant's Annual Report on Form 10-K for the year ended December 31, 2015 filed February 19, 2016)</u>
10.17*	<u>Form of 2015 Equity Incentive Award Plan Stock Option Agreement (incorporated by reference to Exhibit 10.43 to the Registrant's Annual Report on Form 10-K for the year ended December 31, 2015 filed February 19, 2016)</u>
10.18*	<u>Form of 2015 Equity Incentive Award Plan Performance Stock Unit Agreement (incorporated by reference to Exhibit 10.25 to the Registrant's Annual Report on Form 10-K for the year ended December 31, 2016 filed February 24, 2017)</u>
10.19*	<u>Form of 2015 Equity Incentive Award Plan Performance Stock Unit Agreement (revised 2023) (incorporated by reference to Exhibit 10.14 to the Registrant's Annual Report on Form 10-K for the year ended December 31, 2023 filed February 14, 2024)</u>
10.20*	<u>Form of 2015 Equity Incentive Award Plan Restricted Stock Unit Agreement (revised 2024) (incorporated by reference to Exhibit 10.2 to the Registrant's Quarterly Report on Form 10-Q for the quarter ended March 31, 2024 filed April 26, 2024)</u>
10.21*	<u>Form of 2015 Equity Incentive Award Plan Stock Option Agreement (revised 2024) (incorporated by reference to Exhibit 10.3 to the Registrant's Quarterly Report on Form 10-Q for the quarter ended March 31, 2024 filed April 26, 2024)</u>
10.22*	<u>Form of 2015 Equity Incentive Award Plan Performance Stock Unit Agreement (revised 2024) (incorporated by reference to Exhibit 10.4 to the Registrant's Quarterly Report on Form 10-Q for the quarter ended March 31, 2024 filed April 26, 2024)</u>
10.23*	<u>Allison Transmission Holdings, Inc. 2011 Equity Incentive Award Plan (incorporated by reference to Exhibit 10.10 to Amendment No. 3 to the Registrant's Registration Statement on Form S-1 filed June 17, 2011)</u>
10.24*	<u>Form of 2011 Equity Incentive Award Plan Restricted Stock Unit Agreement (incorporated by reference to Exhibit 10.12 to Amendment No. 3 to the Registrant's Registration Statement on Form S-1 filed June 17, 2011)</u>
10.25*	<u>Deferred Compensation Plan of Allison Transmission Inc. (incorporated by reference to Exhibit 10.21 to the Registrant's Quarterly Report on Form 10-Q for the quarter ended June 30, 2012 filed July 31, 2012)</u>
10.26*	<u>Eighth Amended and Restated Non-Employee Director Compensation Policy (incorporated by reference to Exhibit 10.2 to the Registrant's Quarterly Report on Form 10-Q for the quarter ended June 30, 2024 filed July 26, 2024)</u>
10.27*	<u>Amended and Restated Non-Employee Director Deferred Compensation Plan of Allison Transmission Holdings, Inc. (incorporated by reference to Exhibit 10.38 to the Registrant's Quarterly Report on Form 10-Q for the quarter ended March 31, 2015 filed April 28, 2015)</u>
10.28*	<u>Form of Allison Transmission Holdings, Inc. Indemnification Agreement (incorporated by reference to Exhibit 10.9 to Amendment No. 2 to the Registrant's Registration Statement on Form S-1 filed May 16, 2011)</u>
10.29*	<u>Allison Transmission, Inc. Executive Change in Control and Severance Plan (incorporated by reference to Exhibit 10.1 to the Registrant's Current Report on Form 8-K filed July 19, 2022)</u>
10.30*	<u>Severance and Change in Control Agreement, between Allison Transmission, Inc. and David S. Graziosi, dated as of March 23, 2018 (incorporated by reference to Exhibit 10.1 to the Registrant's Current Report on Form 8-K filed March 23, 2018)</u>
19.1	<u>Allison Insider Trading Policy (filed herewith)</u>
19.2	<u>Addendum to Insider Trading Policy (filed herewith)</u>
21.1	<u>List of Subsidiaries of Allison Transmission Holdings, Inc. (filed herewith)</u>
23.1	<u>Consent of PricewaterhouseCoopers LLP (filed herewith)</u>

Table of Contents

31.1	<u>Certification pursuant to Rule 13a-14(a)/15d-14(a) of the Securities Exchange Act of 1934 of the Chief Executive Officer, as adopted pursuant to Section 302 of the Sarbanes-Oxley Act of 2002 (filed herewith)</u>
31.2	<u>Certification pursuant to Rule 13a-14(a)/15d-14(a) of the Securities Exchange Act of 1934 of the Chief Financial Officer, as adopted pursuant to Section 302 of the Sarbanes-Oxley Act of 2002 (filed herewith)</u>
32.1	<u>Certification pursuant to 18 U.S.C. Section 1350, as adopted pursuant to Section 906 of the Sarbanes-Oxley Act of 2002 (filed herewith)</u>
97	<u>Allison Transmission Holdings, Inc. Policy for Recovery of Erroneously Awarded Compensation (incorporated by reference to Exhibit 97 to the Registrant's Annual Report on Form 10-K for the year ended December 31, 2023 filed February 14, 2024)</u>
101.INS	Inline XBRL Instance Document (filed herewith)
101.SCH	Inline XBRL Taxonomy Extension Schema With Embedded Linkbase Document (filed herewith)
104	Cover Page Interactive Data File – The cover page from the Registrant's Annual Report on Form 10-K for the fiscal year ended December 31, 2024, formatted in Inline XBRL and contained in Exhibit 101

* Indicates a management contract or compensatory plan or arrangement

ITEM 16. Form 10-K Summary

Intentionally left blank.

SIGNATURES

Pursuant to the requirements of Section 13 or 15(d) of the Securities Exchange Act of 1934, the registrant has duly caused this report to be signed on its behalf by the undersigned, thereunto duly authorized.

Allison Transmission Holdings, Inc.
(Registrant)

Date: February 13, 2025

By: /s/ David S. Graziosi
David S. Graziosi
Chair, President and Chief Executive Officer (Principal Executive Officer)

Pursuant to the requirements of the Securities Exchange Act of 1934, this report has been signed below by the following persons on behalf of the registrant and in the capacities and on the dates indicated.

SIGNATURES	CAPACITY	DATE
/s/ David S. Graziosi David S. Graziosi	Chair, President and Chief Executive Officer (Principal Executive Officer)	February 13, 2025
/s/ G. Frederick Bohley G. Frederick Bohley	Chief Operating Officer, Chief Financial Officer and Treasurer (Principal Financial Officer and Principal Accounting Officer)	February 13, 2025
/s/ Judy Altmaier Judy Altmaier	Director	February 13, 2025
/s/ D. Scott Barbour D. Scott Barbour	Director	February 13, 2025
/s/ Philip J. Christman Philip J. Christman	Director	February 13, 2025
/s/ David C. Everitt David C. Everitt	Director	February 13, 2025
/s/ Carolann I. Haznedar Carolann I. Haznedar	Director	February 13, 2025
/s/ Richard P. Lavin Richard P. Lavin	Director	February 13, 2025
/s/ Sasha Ostojic Sasha Ostojic	Director	February 13, 2025
/s/ Gustave F. Perna Gustave F. Perna	Director	February 13, 2025
/s/ Krishna Shivram Krishna Shivram	Director	February 13, 2025



ALLISON INSIDER TRADING POLICY

Revised by the Board of Directors
on September 13, 2023

Insider Trading Policy

Purpose:

This Insider Trading Policy (the "Policy") is designed to prevent individuals from trading in Allison securities while in possession of material non-public information about Allison in violation of U.S. securities laws.

Key Provisions:

- This Policy applies to trades in both debt and equity securities of Allison by employees, officers and directors of Allison and certain other covered persons specified in the Policy.
 - This Policy prohibits trading whenever a covered person is in possession of material non-public information.
 - This Policy also prohibits trading outside of certain trading windows, designed around the release of quarterly financial data.
 - This Policy prohibits trading in puts, calls or similar options on Allison securities or selling Allison securities short.
-

TABLE OF CONTENTS

1. INTRODUCTION	1
1.1 OBJECTIVES	1
1.2 COVERED PERSONS	1
2. PROHIBITION AGAINST TRADING ON INSIDE INFORMATION	1
WHAT IS MATERIAL INFORMATION?	1
WHAT ARE SOME EXAMPLES OF INSIDE INFORMATION?	2
HOW DO I KNOW IF INFORMATION IS PUBLIC?	2
WHEN CAN I TRADE ONCE THE INSIDE INFORMATION IS PUBLICLY ANNOUNCED?	2
3. PROHIBITION AGAINST TRADING WHEN THE TRADING WINDOW IS CLOSED	2
4. COVERED TRANSACTIONS	4
5. EXCEPTIONS FOR APPROVED RULE 10b5-1 PLANS	4
6. CONFIDENTIALITY GENERALLY	5
7. INFORMATION ABOUT OTHER COMPANIES	5
8. TIPPING	6
9. PROHIBITION AGAINST CERTAIN TRADING ACTIVITIES	6
10. CONSEQUENCE OF VIOLATION	7
11. RESOLVING DOUBTS	7
12. A CAUTION ABOUT POSSIBLE INABILITY TO SELL	7

1. INTRODUCTION

1.1 OBJECTIVES

Allison is committed to undertaking all of its business in compliance with all applicable securities laws. This document contains Allison's policy concerning (1) the handling of material non-public information relating to Allison and its subsidiaries or other companies with whom Allison deals and (2) the buying and selling of stock and other securities of Allison and other companies with whom Allison deals.

1.2 COVERED PERSONS

This Policy has been adopted by the Board of Directors and applies to:

- All employees (including officers) and members of the Board of Directors (collectively, "Company Personnel") of Allison Transmission, Inc., its holding company Allison Transmission Holdings, Inc. and its subsidiaries (collectively called "Allison"), as well as members of their immediate families and others living in the same household;
- All consultants and advisors to Allison whose work brings them into contact with material non-public information; and
- Any other person or entity, including a trust, corporation, partnership or other association, whose transactions in Allison securities are directed by a person covered by the prior two bullet points or are subject to that person's influence or control.

This Policy outlines your legal and ethical responsibilities with regard to publicly traded securities.

In addition to the restrictions and requirements set forth herein, Allison's directors and officers subject to Section 16 of the Securities Exchange Act of 1934, as amended (the "Exchange Act") (such individuals, the "Section 16 Reporting Persons"), must comply with the pre-clearance approval process and other requirements set forth in the attached Addendum to Insider Trading Policy.

2. PROHIBITION AGAINST TRADING ON INSIDE INFORMATION

If you are aware of material information relating to Allison which has not yet been made available to the public for at least two full trading days (often called "inside information"), you are prohibited from directly or indirectly trading in Allison securities and from disclosing such information to any other persons who may trade in Allison securities.

What is Material Information? Any information, positive or negative, is "material" if it might be of significance to an investor in determining whether to purchase, sell or hold Allison securities, or if it could reasonably be expected to have an effect on the price of Allison's securities. Information may be considered significant to an investor even if it would not alone cause the investor to make a particular investment decision.

What are Some Examples of Inside Information? Examples of inside information include internal information about:

- Revenues, earnings or other aspects of Allison's financial results or financial condition;
- Projections of future revenues, earnings or losses;
- Significant new products or services or other important business developments;
- The acquisition or loss of a major customer or strategic alliance;
- New equity or debt offerings;

- Significant litigation or regulatory exposure due to actual or threatened litigation or regulatory action;
- Significant cybersecurity incidents;
- Major management changes or changes in the control of the company;
- A significant business acquisition or divestiture;
- Default under a significant financing arrangement or financial liquidity problems;
- Major restructuring actions or asset impairments;
- Changes in auditors; or
- Major events regarding Allison's securities such as redemptions, stock splits, repurchase plans or changes in dividends.

We emphasize that these examples are merely illustrative, and not exhaustive.

How Do I Know if Information is Public? Information has been made public if it has been disclosed via a means reasonably designed to provide broad distribution to the public. Often, this is achieved through either a press release or a filing with the U.S. Securities and Exchange Commission, or SEC, usually on Form 8-K, which has been in the market for two full trading days. If you are unsure if information is public, check with the Legal Department.

When Can I Trade Once the Inside Information is Publicly Announced? Once inside information is publicly announced, trading can occur after a lapse of two full trading days. The following are examples of how the lapse of two full trading days is calculated.

EXAMPLE 1: If a public announcement is made before the commencement of trading on a Monday, you may trade in Allison securities starting on the Wednesday of that week, because two full trading days would have elapsed by then (all of Monday and all of Tuesday).

EXAMPLE 2: If a public announcement is made on Monday after trading begins, you may not trade in Allison securities until Thursday (all of Tuesday and all of Wednesday must lapse). Please consult with the Legal Department if you are uncertain when trading may commence following an announcement.

The above prohibition against trading on inside information reflects the law and Allison policy. As more fully discussed below, a breach of this Policy is also likely to constitute a serious legal violation and could subject you to civil or criminal penalties.

3. PROHIBITION AGAINST TRADING WHEN THE TRADING WINDOW IS CLOSED

In addition to the prohibition against trading on inside information, you are prohibited from trading securities of Allison when the trading window is closed. The period when the trading window is closed is often called a restricted period. You are allowed to trade when the trading window is open, if you are not in possession of inside information. The trading window opens two full trading days after the financial results for the quarter (or for the full year), have been announced publicly.

There are four periods during the year when the trading window is open. The following table illustrates when the trading window opens and closes:

Trading Window Opens

Two full trading days after the 4Q earnings release. Full year earnings are typically released at the same time as 4Q earnings.

Trading Window Closes

The close of trading fourteen calendar days following the second full trading day after the release.

Two full trading days after the 1Q earnings release.

Close of trading on the last business day of May

Two full trading days after the 2Q earnings release.

Close of trading on the last business day of August

Two full trading days after the 3Q earnings release.

Close of trading on the last business day of November

EXAMPLE: If the 1Q quarterly earnings press release was issued after the market closed on Thursday, April 27, 2023:

Trading Window Opens

Tuesday, May 2, 2023

Trading Window Closes

At the end of trading on Wednesday, May 31, 2023

From time to time, material developments known only to a limited number of Company Personnel may occur to cause Allison to impose additional restrictions on trading. You will be notified if you become part of such a group, and you should not disclose to others the fact that you have been so notified and that restrictions on trading have been imposed. The failure of Allison's General Counsel or Chief Financial Officer to designate a person as being subject to an event-specific restricted period will not relieve that person of the obligation not to trade while aware of inside information.

In addition to the restricted periods described above, Section 16 Reporting Persons are prohibited from trading Allison securities within four business days before or four business days after the announcement by Allison of a new stock repurchase program or an increase in Allison's existing stock repurchase program, unless such transactions are executed pursuant to a Rule 10b5-1 plan entered into in compliance with the requirements set forth in Section 5 below.

It is important to note that you can NEVER trade when in possession of inside information, even if the trading window is open.

4. COVERED TRANSACTIONS

The securities trading that this Policy covers includes purchases and sales of Allison common stock, options to acquire common stock and any other securities Allison may issue from time to time, such as preferred stock, warrants and convertible debentures, and purchases and sales of derivative securities relating to Allison stock, whether or not issued by Allison, such as exchange-traded options.

Trading covered by this Policy may or may not include transactions under Company sponsored plans as follows:

- *Stock Option Exercises.* This Policy's trading restrictions do not apply to the exercise of stock options granted by Allison if you pay the exercise price and any tax withholdings in cash. The trading restrictions do apply to any other exercise of stock options and any subsequent sale of Allison stock acquired through a stock option exercise.
- *Restricted Stock/Unit and Performance Stock/Unit Awards.* This Policy's trading restrictions do not apply to the vesting of restricted stock/units or performance stock/units, or to the exercise of a tax withholding right pursuant to which the person elects to have Allison withhold shares of stock to satisfy tax withholding requirements upon vesting, to the extent such withholding is permitted by Allison. The trading restrictions do apply to any market sales of shares (for example, sales to cover any tax withholdings).

- *Gifts and Transfers to Trusts.* This Policy's trading restrictions do not apply to a bona fide gift of Allison stock or the transfer of Allison stock to a trust so long as either (a) the recipient of the gift or the trust is subject to the same trading restrictions under this Policy as are applicable to you, or (b) you otherwise have no reason to believe that the recipient of the gift or the trust intends to sell the securities immediately or during a period when you would not be permitted to trade pursuant to the terms of this Policy.

5. EXCEPTIONS FOR APPROVED RULE 10b5-1 PLANS

Rule 10b5-1 under the Exchange Act provides an affirmative defense from insider trading liability under the federal securities laws for trading plans that meet certain requirements. In general, a Rule 10b5-1 plan must be entered into (or modified) in good faith, not as part of a plan or scheme to evade the prohibitions of the insider trading rules and during a time when you are not aware of inside information. The plan must also provide for a "cooling-off" period before any trading can commence of at least:

- *For directors and officers subject to Section 16 of the Exchange Act:* the later of (a) 90 days following the plan's adoption or modification, or (b) two business days following the disclosure of Allison's financial results for the fiscal quarter in which the plan was adopted or modified (but not to exceed 120 days following plan adoption or modification); and
- *For all other persons:* 30 days following the plan's adoption or modification.

The plan must also comply with all other applicable provisions of Rule 10b5-1(c) of the Exchange Act.

Transactions in Allison securities that are executed pursuant to a Rule 10b5-1 plan (or modifications thereto) approved in writing in advance by Allison's General Counsel or Deputy General Counsel are not subject to the prohibition on trading while aware of inside information, the requirements relating to trading windows and restricted periods set forth in this Policy, or the restrictions in the attached Addendum to Insider Trading Policy relating to the pre-clearance approval process.

Once the plan is adopted, you must not exercise any influence over the securities subject to the plan, including the amount of securities to be traded, the price at which they are traded or the date of the trade. The plan must either specify (including by formula) the amount, pricing and timing of the transactions in advance or delegate discretion on those matters to an independent party.

6. CONFIDENTIALITY GENERALLY

You can cause serious problems for Allison by unauthorized disclosure of internal information about Allison (or confidential information about our customers or vendors). You should not discuss internal Allison matters or developments with anyone outside of Allison, except as expressly required in the performance of regular corporate duties.

This prohibition applies specifically (but not exclusively) to inquiries about Allison which may be made by the financial press, investment analysts or others in the financial community. It is important that all such communications on behalf of Allison be made only through an appropriately designated officer under carefully controlled circumstances. If you receive any inquiries of this nature, you should decline comment and refer the inquiry to the General Counsel or Deputy General Counsel.

In order to reduce the possibility that inside information will be inadvertently disclosed:

- You must treat inside information as confidential, exercise the utmost caution in preserving the confidentiality of that information, and should not discuss it with any other person who does not need to know it for a legitimate business purpose.

- You should refrain from discussing inside information relating to Allison or any public company in public places where such discussions can be overheard.
- If you become aware of any unauthorized disclosure of inside information, whether inadvertent or otherwise, you should report such disclosure immediately to Allison's General Counsel.

7. INFORMATION ABOUT OTHER COMPANIES

In the course of your employment, you may become aware of inside information about other public companies—for example, other companies with which Allison has business dealings or companies with which a major transaction like a merger, acquisition or divestiture may be or is being negotiated. You are prohibited from trading in the securities of any other public company at a time when you are in possession of inside information about such company.

8. TIPPING

Improper disclosure of inside information to another person who trades in Allison securities (so-called "tipping") is also a serious legal offense by the tipper and a violation of the terms of this Policy. If you disclose information about Allison, or information about any other public company which you acquire in connection with your employment with Allison, or recommend to anyone the purchase or sale of securities when you are aware of inside information about the company involved, you may be fully responsible legally for the trading of the person receiving the information from you (your "tippee") and even persons who receive the information directly or indirectly from your tippee.

EXAMPLE: You mention to your brother that you have an upcoming business trip to close the deal for Allison to acquire Company X. If the possible acquisition of Company X has not been publicly announced, and if your brother trades Company X stock based on your tip, both of you could be charged with insider trading, even if you did not intend for your brother to buy or sell Company X stock based on the information you gave him.

Accordingly, in addition to your general obligations to maintain confidentiality of information obtained through your employment and to refrain from trading while in possession of inside information, you must take utmost care not to discuss confidential or inside information with family members, friends or others who might abuse the information by trading based upon that information.

9. PROHIBITION AGAINST CERTAIN TRADING ACTIVITIES

There is a heightened legal risk and/or the appearance of improper or inappropriate conduct if you engage in certain types of transactions. Company Personnel, as well as immediate family members and others living in the same household and anyone designated to engage in securities transactions on behalf of such persons, are prohibited at all times from engaging in the following transactions with respect to Allison securities:

- trading in puts, calls or similar options on Allison securities or selling Allison securities "short." (You may, of course, exercise any stock options granted to you by Allison.)
- hedging or monetization transactions, including through the use of financial instruments such as prepaid variable forwards, equity swaps, collars, exchange funds or any instrument that allows you to continue to own Allison securities, but without the full risks and rewards of ownership.
- holding Allison securities in a margin account as collateral for a margin or pledging Allison securities as collateral for a loan that may be sold in foreclosure if the borrower defaults on the loan.

These restrictions apply to all Allison securities owned directly or indirectly by Company Personnel, including Allison securities owned by family members where the Company Personnel is deemed to beneficially own such securities, and their respective designees. However, the restrictions do not prevent any Company Personnel or their family members or their designees from engaging in general portfolio diversification or investing in broad-based index funds.

10. CONSEQUENCE OF VIOLATION

Allison considers strict compliance with this Policy to be a matter of utmost importance. We would consider any violation of this Policy by you as a threat to our reputation. Violation of this Policy could cause extreme embarrassment and possible legal liability to you and Allison. Violations of the letter or spirit of this Policy will be grounds for discipline up to and including immediate dismissal from Allison. Violation of this Policy might also expose you to severe criminal penalties, including fines and potential imprisonment, as well as civil liability to any person injured by the violation. The monetary damages flowing from a violation could be three times the profit realized or loss avoided by the violator, as well as the attorney's fees of the persons injured. If Allison fails to take appropriate steps to prevent insider trading, Allison and its directors and officers and other supervisory personnel may be subject to "controlling person" liability and potential civil and criminal penalties.

11. RESOLVING DOUBTS

If you have any doubt as to your responsibilities under this Policy, seek clarification and guidance before you act from the Legal Department. Do not try to resolve uncertainties on your own.

12. A CAUTION ABOUT POSSIBLE INABILITY TO SELL

You are cautioned to recognize that trading in Allison securities may be prohibited at a particular time because of the existence of inside information (whether known to you or not) or due to a closed trading window. Before purchasing Allison securities, you must consider the inherent risk that a sale of these securities could be prohibited at a time when you might desire to sell them. The next opportunity to sell might not occur until after an extended period, during which the market price of the securities might decline.



ADDENDUM TO INSIDER TRADING POLICY

Additional Requirements and Responsibilities for Section 16 Reporting Persons

Revised by the Board of Directors
on September 13, 2023
Page 1 of 12

Purpose:

This Addendum supplements Allison's Insider Trading Policy and is designed to ensure compliance with Section 16 ("Section 16") of the Securities Exchange Act of 1934, as amended (the "Exchange Act"), which requires timely reporting of transactions in Allison common stock by officers, directors and 10% security holders, and requires the disgorgement of profits on certain transactions executed within the same six-month period.

Section 16 Reporting Persons (as defined below) are subject to both the requirements of the Insider Trading Policy as well as to the additional procedures and requirements described below to help prevent inadvertent violations of federal securities laws, to avoid even the appearance of impermissible insider trading, and to facilitate their compliance with certain legal requirements not applicable to Allison personnel generally.

Key Provisions:

- This Addendum requires pre-clearance of all transactions in Allison stock by the General Counsel or Deputy General Counsel to allow for proper reporting under Section 16. Requests for pre-clearance must be received by the General Counsel or Deputy General Counsel at least three (3) business days in advance of the proposed transaction.
- This Addendum applies to members of the Board of Directors of Allison and those officers of Allison who have been designated by the Board of Directors as Section 16 officers ("Section 16 Reporting Persons," "you," or "your"), as well as to your immediate family members and other individuals living in your household, as Section 16 attributes your trading activity to those persons.
- In addition to purchases and sales involving Allison stock, gifts, transfer to trusts and other changes in your ownership (e.g., from direct to indirect) must be reported.
- This Addendum provides that each Section 16 Reporting Person remains responsible for the timely and accurate filing of all reports under Section 16.
- In the event that you file a late report or do not file a required report under Section 16, you may be subject to enforcement actions by the Securities and Exchange Commission (the "SEC") or required to pay substantial fines. Willful failures to file can be, and occasionally have been, prosecuted as a criminal violation of federal securities law.
- Even if a transaction is properly reported, the transaction can give rise to liability under Section 16(b) if it can be "matched" against another transaction occurring within six (6) months, which would require you to disgorge the profits from such match to Allison.
- This Addendum allows Allison to assist the Section 16 Reporting Persons in complying with Section 16 by allowing them to execute a power of attorney to allow the General Counsel, the Deputy General Counsel or certain other designated Allison officers to execute Section 16 reports on behalf of the Section 16 Reporting Persons.

Table of Contents**1. INTRODUCTION**4

1.1 OBJECTIVES4

1.2 SCOPE	4
2. GENERAL INFORMATION REGARDING SECTION 16	4
2.1 BACKGROUND	4
2.2 CONSEQUENCES OF FAILURES TO REPORT	5
2.3 FILING RESPONSIBILITIES AND REQUIRED FORMS	5
2.4 DEFERRED REPORTING FOR CERTAIN TRANSACTIONS	6
3. PRE-CLEARANCE AND REPORTING PROCEDURES	6
3.1 DESIGNATED FILING COORDINATORS	6
3.2 ADVANCE NOTIFICATION AND PRE-CLEARANCE OF ALL TRANSACTIONS REQUIRED	7
3.3 PREPARING AND REVIEWING FORMS 3, 4, AND 58	
3.4 POWER OF ATTORNEY	9
3.5 YOUR BROKER'S OBLIGATIONS	9
3.6 ELECTRONIC FILING OF REPORTS WITH THE SEC	9
3.7 WEBSITE POSTING OF REPORTS	9
3.8 INSIDER TRADING COMPLIANCE	9
3.9 A NOTE REGARDING RULE 10b5-1 TRADING PLANS	9
3.10 PUTS, CALLS AND SHORT SALES	10
3.11 THE ULTIMATE RESPONSIBILITY IS YOURS	10
ATTACHMENT	11
EXHIBIT A – POWER OF ATTORNEY	11

1. INTRODUCTION

1.1 OBJECTIVES

Allison is committed to undertaking all of its business in compliance with all applicable securities laws.

This Addendum supplements Allison's Insider Trading Policy and contains Allison's policies and procedures to enable compliance by Section 16 Reporting Persons (as defined below) of Allison Transmission Holdings, Inc. ("Allison") with the reporting requirements of Section 16(a) of the Exchange Act and the related rules of the SEC, and to prevent inadvertent liability of such persons under the "short-swing" trading rules of Section 16(b).

1.2 SCOPE

This Addendum applies to the following individuals ("Section 16 Reporting Persons," "you" or "your"):

- Members of the Board of Directors of Allison; and
- Those officers of Allison who have been designated by the Board of Directors as Section 16 officers.

This Addendum also applies to the same extent to your immediate family members and other individuals living in your household, and to any other person or entity, including a trust, corporation, partnership or other association, whose transactions in Allison securities are directed by you or such family members or are subject to the influence or control of you or such family members.

You are responsible for informing all family members and such related parties of the requirements of this Addendum. This Addendum outlines your legal and ethical responsibilities with regard to Section 16 compliance.

Pre-Clearance Required: As discussed in detail below, Section 16 Reporting Persons are required to obtain pre-clearance by our General Counsel or Deputy General Counsel of all transactions in Allison equity securities, including options. Allison's Section 16 filing coordinators will prepare and file the reports required for such transactions.

This Addendum is divided into two parts. Section 2 sets forth general information regarding the obligations and potential liabilities of reporting persons under Section 16. Section 3 sets forth the procedures that must be observed by Section 16 Reporting Persons in advance of any transactions such persons may make in Allison equity securities.

2. GENERAL INFORMATION REGARDING SECTION 16

2.1 BACKGROUND

Section 16(a) of the Exchange Act and the related rules of the SEC require you, as a Section 16 Reporting Person or holder of 10% or more of Allison stock, to report all transactions involving Allison stock (including options, warrants, and other "derivative securities") to the SEC. Most transactions must be reported within two business days. The requirement extends to transactions by certain of your family members sharing your household, and transactions in which you have an indirect interest (such as transactions by trusts, corporations, or partnerships in which you have or share control).

Section 16(b) imposes liability on Section 16 Reporting Persons when such transactions occur within six months of each other. Under Section 16(b), any combination of a purchase and sale, or a sale and purchase, by a Section 16 Reporting Person within a six-month period requires Allison to recover the resulting profit. It makes no difference how long you have held the shares being sold. Transactions that occur for up to six months after you cease to be an officer or director may also give rise to liability. Moreover,

under the profit calculation rules, your highest-priced sale will be matched with the lowest-priced purchase, regardless of the order in which the transactions occurred or whether there is any overall profit.

Under SEC rules, certain transactions, including gifts, approved option grants and other transactions under employee benefit plans, are considered “exempt transactions” under Section 16(b) and do not give rise to profit recovery. In most cases, these exempt transactions are still required to be reported to the SEC.

2.2 CONSEQUENCES OF FAILURES TO REPORT

The SEC rules require companies to list in their annual proxy statement the names of any Section 16 Reporting Person who, during the preceding fiscal year, failed to file on a timely basis any of the required reports. The consequences of filing a late report or not filing a required report can be significant:

- You and Allison may be the subject of adverse publicity as a result of disclosures in the proxy statement and annual report on Form 10-K.
- You may be subject to SEC enforcement actions, such as a “cease and desist” order or injunction against further wrongdoing.
- You may be required to pay substantial fines for each filing violation.
- Willful failures to file can be, and occasionally have been, prosecuted as a criminal violation of the federal securities laws (possible criminal penalties can include SEC fines up to \$5,000 per day for each filing violation and/or imprisonment).

Section 16 Reporting Persons should note that even if a transaction is properly reported, the transaction can give rise to liability under Section 16(b) if it can be “matched” against another transaction occurring within six months. As explained above, you are required to disgorge the profit from such a match to Allison, and if you do not immediately do so, you can expect to receive a demand letter or civil complaint from one or more plaintiffs’ lawyers who specialize in Section 16 actions.

2.3 FILING RESPONSIBILITIES AND REQUIRED FORMS

Under Section 16, you are personally liable for the failure to file required reports on a timely basis. To assist our Section 16 Reporting Persons in meeting required filing deadlines, Allison will prepare and file required Section 16 reports for all approved transactions, unless you have indicated that you prefer to prepare and file your own reports. You are requested to sign a power of attorney that will give Allison’s General Counsel and other designated officers of Allison the authority to prepare and file on your behalf the following required forms:

- Form 3, which must be filed when you first become subject to Section 16. The Form 3 requires you to list all holdings of Allison stock, options or other “derivative securities.” The Form 3 must be received by the SEC within 10 calendar days after you become a Section 16 Reporting Person or 10% holder.
- Form 4, which must be filed whenever you execute a transaction in Allison stock. In certain circumstances, changes in the nature of your ownership (e.g., from direct to indirect) must be reported on Form 4. Stock option grants and exercises, the grant and vesting of other equity-based compensation and gifts of Allison stock also must be reported on Form 4. Any Form 4 must be received by the SEC no later than the second business day after a change in beneficial ownership.
- Form 5, which, under certain circumstances, must be filed each year within 45 days after the end of Allison’s fiscal year to report certain exempt transactions and to report any transactions which should have been reported during the fiscal year on a Form 3 or Form 4 but were not. For a discussion of the types of exempt transactions eligible for deferred reporting on Form 5, see the discussion below under “Deferred Reporting for Certain Transactions.”

Section 16 Reporting Persons will be required to provide Allison with a written representation at each fiscal year-end stating:

- that they have pre-cleared all transactions during the fiscal year as required by this Addendum; and
- if applicable, that no Form 5 is due because all holdings and transactions previously have been reported on Form 3 or Form 4.

2.4 DEFERRED REPORTING FOR CERTAIN TRANSACTIONS

Deferred reporting on Form 5 is available for some transactions exempt from Section 16(b) liability, such as inheritances. In addition, the SEC rules allow for a deferral (for up to three days) of certain specified types of transactions under Rule 10b5-1 trading plans and under multi-fund employee benefit plans where the insider does not control the timing of transaction execution. However, although certain transactions are exempt from Section 16(b) liability, they may not be eligible for deferred reporting. For example, even though transactions between Section 16 Reporting Persons and Allison are exempt from Section 16(b) liability, stock option grants and exercises and the grant and vesting of other equity-based compensation are required to be reported on Form 4 within two days of the transaction.

Certain transactions, such as transfers pursuant to domestic relations orders, stock splits, and routine acquisitions under tax-qualified employee benefit plans, are exempt from Section 16 reporting altogether.

Allison requires its Section 16 Reporting Persons to report all transactions in Allison stock, options, restricted stock units, performance units and other derivative securities, including requisite exempt Section 16(b) transactions, on Form 4 within the two-day filing deadline. Allison allows deferred reporting or non-reporting of certain exempt transactions to the extent permitted by the SEC rules.

3. PRE-CLEARANCE AND REPORTING PROCEDURES

3.1 DESIGNATED FILING COORDINATORS

Allison has designated each of the General Counsel and the Deputy General Counsel as a Section 16 filing coordinator to assist Section 16 Reporting Persons in obtaining required pre-clearance of all transactions (including the entrance into Rule 10b5-1 trading plans) and to prepare all Form 3, 4 and 5 filings. The General Counsel and Deputy General Counsel may delegate all or a portion of this responsibility to others as needed. In the event the General Counsel and Deputy General Counsel are absent from the office, the Chief Compliance Officer will serve as the back-up filing coordinator.

3.2 ADVANCE NOTIFICATION AND PRE-CLEARANCE OF ALL TRANSACTIONS REQUIRED

All transactions in Allison stock, options or other "derivative securities" by Section 16 Reporting Persons, or their family members sharing the same household, must be pre-cleared by Allison's General Counsel or Deputy General Counsel with at least three (3) business days prior written notice. These pre-clearance and notice requirements apply to any change in beneficial ownership of Allison equity securities, including purchases, sales, stock option exercises, transfers, gifts and changes in the form of ownership, and transactions in which you have any indirect interest. It also includes your entrance into Rule 10b5-1 trading plans (as set forth below in Section 3.9). No transaction which in any way affects your ownership of Allison securities is exempt from these requirements.

You must make arrangements with your family members and fiduciaries, such as trustees of family trusts, to collect all of the information necessary to provide notification to Allison in advance of any transaction in compliance with the pre-clearance requirement.

Procedure for Obtaining Pre-Clearance

If you or a family member wishes to effect a transaction or enter into a Rule 10b5-1 trading plan, you must contact the Section 16 filing coordinators in advance of doing so. Allison requires you to give notice of any proposed transaction at least three (3) business days prior to the proposed transaction date. Notice is satisfied when a written pre-clearance request is submitted to the General Counsel and Deputy General Counsel.

Please recognize that, in accordance with our pre-clearance policy, the General Counsel and Deputy General Counsel have the discretion to disapprove or to delay your proposed transaction, so there is no guarantee that you will be able to effect the transaction within the desired time frame.

To obtain pre-clearance, you will need to certify the following by email to the General Counsel and Deputy General Counsel:

- I certify that I am not in possession of any material non-public information.
- In connection with my proposed trade, I certify that, in making this request, I am complying with the applicable provisions of Allison's Insider Trading Policy.
- If applicable, I certify that following the transaction(s), I will be in compliance with the stock ownership requirements as set forth in Allison's Executive Employee Stock Ownership Guidelines.
- I understand that clearance for the transaction(s), if granted, will only be valid until the trading window closes.
- If I become aware of any material non-public information prior to the trade occurring, I will not execute the trade.
- Additional certifications if entering into a Rule 10b5-1 trading plan:
 - o I certify that I am entering the Rule 10b5-1 trading plan in good faith and not to evade trading rules and will act in good faith during the course of this plan.
 - o I certify that my plan complies with the stock ownership requirements as set forth in Allison's Executive Employee Stock Ownership Guidelines.

The General Counsel or Deputy General Counsel may grant approval for your proposed transaction in his or her discretion, based on:

- whether you may have possession of material non-public information;
- whether the trading "window" period is in effect;
- whether the transaction could result in liability to you under the short-swing rules of Section 16(b);
- whether Allison's Section 16 filing coordinators have been given sufficient advance notice to allow preparation and review of a Form 4;
- whether the transaction complies with Rule 144 and other legal requirements;
- whether the transaction could result in adverse publicity or have a material adverse impact on trading in Allison's stock;
- whether you are in compliance with Allison's Executive Employee Stock Ownership Guidelines; or

- other relevant considerations.

Please be aware that, if the General Counsel or Deputy General Counsel determines to withhold clearance of your proposed transaction, the General Counsel or Deputy General Counsel cannot be "overruled" by you or any other member of management. In the event of a disagreement regarding a proposed transaction, the General Counsel and/or Deputy General Counsel is required to report the proposed transaction to the Audit Committee of the Board of Directors should you wish to obtain final resolution of your pre-clearance request. The General Counsel, the Deputy General Counsel and the Audit Committee may obtain the advice of outside legal counsel with respect to your request. You may not in any event engage in the proposed transaction until your request has been finally resolved to the satisfaction of the General Counsel, the Deputy General Counsel or, if applicable, the Audit Committee.

3.3 PREPARING AND REVIEWING FORMS 3, 4, AND 5

The Section 16 filing coordinators will prepare the Form 3 for an individual who becomes a Section 16 Reporting Person. In addition, the Section 16 filing coordinators will prepare the Form 4 whenever there is an acquisition or disposition of shares, options or other derivative securities (including option grants and exercises and the grant and vesting of restricted stock units and performance units) that would require a filing unless you have indicated that you prefer to prepare and file your own Form 4s.

For Section 16 Reporting Persons, the Section 16 filing coordinators will prepare a draft filing based upon the information provided by the Section 16 Reporting Person, and return it for the individual's review.

In each case, the Section 16 filing coordinators will require each Section 16 Reporting Person's input whenever there is any acquisition or disposition of shares, as well as his or her assistance in completing the required forms. Due to the requirement to file a Form 4 within two business days of a change in beneficial ownership, it is essential that you respond promptly to the Section 16 filing coordinators and provide all information necessary for SEC reporting if you wish to obtain approval of and to proceed with any proposed transaction.

In addition, you or your broker must report the execution quantity and price of any transaction to the Section 16 filing coordinators promptly on the day of execution in order to permit completion of the Form 4.

3.4 POWER OF ATTORNEY

To permit Form 4s to be filed on a timely basis, Section 16 Reporting Persons are requested to sign and return to the Section 16 filing coordinators the power of attorney attached as Exhibit A. The power of attorney gives Allison the authority to execute and file on your behalf Section 16 reports for all of your transactions.

3.5 YOUR BROKER'S OBLIGATIONS

Section 16 Reporting Persons are required to instruct their broker who handles trades in Allison stock to:

- verify with Allison's Section 16 filing coordinators that the proposed trade was pre-cleared by Allison in advance of entering any trading order for Allison stock;
- confirm that the brokerage firm's Rule 144 and other compliance procedures have been followed in connection with all trades; and
- report to Allison's Section 16 filing coordinators the quantity and price of any trade promptly on the day of execution.

3.6 ELECTRONIC FILING OF REPORTS WITH THE SEC

All Section 16 filings and all filings of Form 144s are required to be made electronically.

3.7 WEBSITE POSTING OF REPORTS

In accordance with SEC rules, Allison's external website provides a direct hyperlink, accessible by the public generally, to all Section 16 reports filed by our Section 16 Reporting Persons and 10% holders.

3.8 INSIDER TRADING COMPLIANCE

Before you make any purchase or sale of Allison securities, you must review and comply with the Insider Trading Policy. Allison policy and federal securities law prohibit trading in Allison stock when you may be in possession of material information about Allison that has not been publicly disclosed. This also applies to members of your household as well as all others whose transactions may be attributable to you.

3.9 A NOTE REGARDING RULE 10b5-1 TRADING PLANS

Any Section 16 Reporting Person who proposes to enter into a trading plan under Rule 10b5-1 under the Exchange Act must obtain pre-clearance of the plan in accordance with this Addendum. You may enter into a Rule 10b5-1 trading plan only if you are in compliance with the requirements set forth under Section 5, "Exceptions for Approved Rule 10b5-1 Plans" in the Insider Trading Policy and only when an open "trading window" applies under the Insider Trading Policy. Although transactions effected under a Rule 10b5-1 trading plan will not require further pre-clearance at the time of the trade, the transactions (including quantity and execution price) must be reported to the Section 16 filing coordinators promptly on the day of each trade to permit the Section 16 filing coordinators to prepare and file a required Form 4. Your broker who implements the Rule 10b5-1 trading plan must be instructed to provide such notice to the Section 16 filing coordinators.

3.10 PUTS, CALLS AND SHORT SALES

Section 16 Reporting Persons and all other officers and directors are prohibited by the Insider Trading Policy and Section 16(c) from engaging in short sales of Allison equity securities and from trading in put and call options with respect to Allison stock.

3.11 THE ULTIMATE RESPONSIBILITY IS YOURS

While Allison is offering its assistance to its Section 16 Reporting Persons to help them comply with the Section 16 rules, you should recognize that it remains your obligation to see that your filings are accurate and made on time, and that you have no Section 16(b) or Rule 10b-5 insider trading liability. Allison cannot assume any legal responsibility in this regard. Under the law, if a filing is missed, you are personally responsible, notwithstanding that Allison has undertaken to prepare a required Form 3, 4 or 5 under this Addendum. Please do not hesitate to call our General Counsel or the Section 16 filing coordinators if you have any questions about the requirements set forth in this Addendum, about any proposed transaction or about your Section 16 reporting requirements generally or in regard to any particular transaction.

Exhibit A

POWER OF ATTORNEY

Know all by these presents, that the undersigned hereby constitutes and appoints each of _____ and _____, or either of them signing singly, and with full power of substitution, the undersigned's true and lawful attorney-in-fact to:

(1) prepare, execute in the undersigned's name and on the undersigned's behalf, and submit to the U.S. Securities and Exchange Commission (the "SEC") a Form ID, including amendments thereto, and any other documents necessary or appropriate to obtain codes and passwords enabling the undersigned to make electronic filings with the SEC of reports required by Section 16(a) of the Securities Exchange Act of 1934 or any rule or regulation of the SEC;

(2) execute for and on behalf of the undersigned, in the undersigned's capacity as an officer and/or director of Allison Transmission Holdings, Inc. (the "Company"), Forms 3, 4, and 5 in accordance with Section 16(a) of the Securities Exchange Act of 1934 and the rules thereunder;

(3) do and perform any and all acts for and on behalf of the undersigned which may be necessary or desirable to complete and execute any such Form 3, 4, or 5, complete and execute any amendment or amendments thereto, and timely file such form with the SEC and any stock exchange or similar authority; and

(4) take any other action of any type whatsoever in connection with the foregoing which, in the opinion of such attorney-in-fact, may be of benefit to, in the best interest of, or legally required by, the undersigned, it being understood that the documents executed by such attorney-in-fact on behalf of the undersigned pursuant to this Power of Attorney shall be in such form and shall contain such terms and conditions as such attorney-in-fact may approve in such attorney-in-fact's discretion.

The undersigned hereby grants to each such attorney-in-fact full power and authority to do and perform any and every act and thing whatsoever requisite, necessary, or proper to be done in the exercise of any of the rights and powers herein granted, as fully to all intents and purposes as the undersigned might or could do if personally present, with full power of substitution or revocation, hereby ratifying and confirming all that such attorney-in-fact, or such attorney-in-fact's substitute or substitutes, shall lawfully do or cause to be done by virtue of this power of attorney and the rights and powers herein granted. The undersigned acknowledges that the foregoing attorneys-in-fact, in serving in such capacity at the request of the undersigned, are not assuming, nor is the Company assuming, any of the undersigned's responsibilities to comply with Section 16 of the Securities Exchange Act of 1934.

This Power of Attorney shall remain in full force and effect until the undersigned is no longer required to file Forms 3, 4, and 5 with respect to the undersigned's holdings of and transactions in securities issued by the Company, unless earlier revoked by the undersigned in a signed writing delivered to the foregoing attorneys-in-fact.

IN WITNESS WHEREOF, the undersigned has caused this Power of Attorney to be executed as of this ____ day of _____, 20____.

Exhibit A

Signature

Print Name

Page **11** of **12**

List of Subsidiaries

Name	State or Country of Organization
Allison Transmission, Inc.	Delaware

CONSENT OF INDEPENDENT REGISTERED PUBLIC ACCOUNTING FIRM

We hereby consent to the incorporation by reference in the Registration Statements on Form S-8 (No. 333-180285 and 333-204224) of Allison Transmission Holdings, Inc. of our report dated February 13, 2025 relating to the financial statements, financial statement schedule, and the effectiveness of internal control over financial reporting, which appears in this Form 10-K.

/s/ PricewaterhouseCoopers LLP
Indianapolis, Indiana
February 13, 2025

**CERTIFICATION PURSUANT TO RULE 13a-14(a)/15d-14(a) OF THE SECURITIES EXCHANGE
ACT OF 1934, AS ADOPTED PURSUANT TO SECTION 302 OF THE SARBANES-OXLEY ACT OF
2002**

I, David S. Graziosi, certify that:

1. I have reviewed this Annual Report on Form 10-K of Allison Transmission Holdings, Inc.;
2. Based on my knowledge, this report does not contain any untrue statement of a material fact or omit to state a material fact necessary to make the statements made, in light of the circumstances under which such statements were made, not misleading with respect to the period covered by this report;
3. Based on my knowledge, the financial statements, and other financial information included in this report, fairly present in all material respects the financial condition, results of operations and cash flows of the registrant as of, and for, the periods presented in this report;
4. The registrant's other certifying officer and I are responsible for establishing and maintaining disclosure controls and procedures (as defined in Exchange Act Rules 13a-15(e) and 15d-15(e)) and internal control over financial reporting (as defined in Exchange Act Rules 13a-15(f) and 15d-15(f)) for the registrant and have:
 - a) designed such disclosure controls and procedures, or caused such disclosure controls and procedures to be designed under our supervision, to ensure that material information relating to the registrant, including its consolidated subsidiaries, is made known to us by others within those entities, particularly during the period in which this report is being prepared;
 - b) designed such internal control over financial reporting, or caused such internal control over financial reporting to be designed under our supervision, to provide reasonable assurance regarding the reliability of financial reporting and the preparation of financial statements for external purposes in accordance with generally accepted accounting principles;
 - c) evaluated the effectiveness of the registrant's disclosure controls and procedures and presented in this report our conclusions about the effectiveness of the disclosure controls and procedures, as of the end of the period covered by this report based on such evaluation; and
 - d) disclosed in this report any change in the registrant's internal control over financial reporting that occurred during the registrant's most recent fiscal quarter (the registrant's fourth fiscal quarter in the case of an annual report) that has materially affected, or is reasonably likely to materially affect, the registrant's internal control over financial reporting; and
5. The registrant's other certifying officer and I have disclosed, based on our most recent evaluation of internal control over financial reporting, to the registrant's auditors and the audit committee of the registrant's board of directors (or persons performing the equivalent functions):
 - a) all significant deficiencies and material weaknesses in the design or operation of internal control over financial reporting which are reasonably likely to adversely affect the registrant's ability to record, process, summarize and report financial information; and
 - b) any fraud, whether or not material, that involves management or other employees who have a significant role in the registrant's internal control over financial reporting.

Dated: February 13, 2025

/s/ David S. Graziosi
Name: David S. Graziosi
Title: Chair, President and Chief Executive Officer (Principal
Executive Officer)

**CERTIFICATION PURSUANT TO RULE 13a-14(a)/15d-14(a) OF THE SECURITIES EXCHANGE
ACT OF 1934, AS ADOPTED PURSUANT TO SECTION 302 OF THE SARBANES-OXLEY ACT OF
2002**

I, G. Frederick Bohley, certify that:

1. I have reviewed this Annual Report on Form 10-K of Allison Transmission Holdings, Inc.;
2. Based on my knowledge, this report does not contain any untrue statement of a material fact or omit to state a material fact necessary to make the statements made, in light of the circumstances under which such statements were made, not misleading with respect to the period covered by this report;
3. Based on my knowledge, the financial statements, and other financial information included in this report, fairly present in all material respects the financial condition, results of operations and cash flows of the registrant as of, and for, the periods presented in this report;
4. The registrant's other certifying officer and I are responsible for establishing and maintaining disclosure controls and procedures (as defined in Exchange Act Rules 13a-15(e) and 15d-15(e)) and internal control over financial reporting (as defined in Exchange Act Rules 13a-15(f) and 15d-15(f)) for the registrant and have:
 - a) designed such disclosure controls and procedures, or caused such disclosure controls and procedures to be designed under our supervision, to ensure that material information relating to the registrant, including its consolidated subsidiaries, is made known to us by others within those entities, particularly during the period in which this report is being prepared;
 - b) designed such internal control over financial reporting, or caused such internal control over financial reporting to be designed under our supervision, to provide reasonable assurance regarding the reliability of financial reporting and the preparation of financial statements for external purposes in accordance with generally accepted accounting principles;
 - c) evaluated the effectiveness of the registrant's disclosure controls and procedures and presented in this report our conclusions about the effectiveness of the disclosure controls and procedures, as of the end of the period covered by this report based on such evaluation; and
 - d) disclosed in this report any change in the registrant's internal control over financial reporting that occurred during the registrant's most recent fiscal quarter (the registrant's fourth fiscal quarter in the case of an annual report) that has materially affected, or is reasonably likely to materially affect, the registrant's internal control over financial reporting; and
5. The registrant's other certifying officer and I have disclosed, based on our most recent evaluation of internal control over financial reporting, to the registrant's auditors and the audit committee of the registrant's board of directors (or persons performing the equivalent functions):
 - a) all significant deficiencies and material weaknesses in the design or operation of internal control over financial reporting which are reasonably likely to adversely affect the registrant's ability to record, process, summarize and report financial information; and
 - b) any fraud, whether or not material, that involves management or other employees who have a significant role in the registrant's internal control over financial reporting.

Dated: February 13, 2025

/s/ G. Frederick Bohley
Name: G. Frederick Bohley
Title: Chief Operating Officer, Chief Financial Officer and Treasurer (Principal
Financial Officer)

**CERTIFICATION PURSUANT TO 18
U.S.C. SECTION 1350,
AS ADOPTED PURSUANT TO
SECTION 906 OF THE SARBANES-OXLEY ACT OF 2002**

In connection with the Annual Report of Allison Transmission Holdings, Inc. (the "Company") on Form 10-K for the fiscal year ended December 31, 2024 as filed with the Securities and Exchange Commission on the date hereof (the "Report"), we, David S. Graziosi, Chair, President and Chief Executive Officer of the Company, and G. Frederick Bohley, Chief Operating Officer, Chief Financial Officer and Treasurer of the Company, certify, pursuant to 18 U.S.C. § 1350 as adopted pursuant to § 906 of the Sarbanes- Oxley Act of 2002, that:

1. The Report fully complies with the requirements of Section 13(a) or 15(d) of the Securities Exchange Act of 1934; and
2. The information contained in the Report fairly presents, in all material respects, the financial condition and results of operations of the Company.

Dated: February 13, 2025

/s/ David S. Graziosi
Name: David S. Graziosi
Title: Chair, President and Chief Executive Officer (Principal
Executive Officer)

Dated: February 13, 2025

/s/ G. Frederick Bohley
Name: G. Frederick Bohley
Title: Chief Operating Officer, Chief Financial Officer and Treasurer (Principal
Financial Officer)
