

REFINITIV

# DELTA REPORT

## 10-K

OB - OUTBRAIN INC.

10-K - DECEMBER 31, 2023 COMPARED TO 10-K - DECEMBER 31, 2022

The following comparison report has been automatically generated

TOTAL DELTAS	4706
CHANGES	314
DELETIONS	1998
ADDITIONS	2394

**UNITED STATES**  
**SECURITIES AND EXCHANGE COMMISSION**  
**Washington, D.C. 20549**  
  
**FORM 10-K**

(Mark One)

☒ **ANNUAL REPORT PURSUANT TO SECTION 13 OR 15(d) OF THE SECURITIES EXCHANGE ACT OF 1934**

For the fiscal year ended **December 31, 2022** **December 31, 2023**

OR

☐ **TRANSITION REPORT PURSUANT TO SECTION 13 OR 15(d) OF THE SECURITIES EXCHANGE ACT OF 1934**

For the transition period from \_\_\_\_\_ to \_\_\_\_\_

Commission file number **001-40643**

**OUTBRAIN INC.**

(Exact name of registrant as specified in its charter)

**Delaware**

(State or other jurisdiction of incorporation or organization)

**20-5391629**

(I.R.S. Employer Identification No.)

**111 West 19th Street**

**New York, NY 10011**

**(646) 867-0149**

(Address, including zip code, and telephone number, including area code, of registrant's principal executive offices)

**Securities registered pursuant to Section 12(b) of the Act:**

Title of each class	Trading Symbol(s)	Name of each exchange on which registered
Common stock, par value \$0.001 per share	OB	The Nasdaq Stock Market LLC

**Securities registered pursuant to section 12(g) of the Act: None**

Indicate by check mark if the registrant is a well-known seasoned issuer, as defined in Rule 405 of the Securities Act. Yes ☐ No ☒

Indicate by check mark if the registrant is not required to file reports pursuant to Section 13 or Section 15(d) of the Act. Yes ☐ No ☒

Indicate by check mark whether the registrant (1) has filed all reports required to be filed by Section 13 or 15(d) of the Securities Exchange Act of 1934 during the preceding 12 months (or for such shorter period that the registrant was required to file such reports), and (2) has been subject to such filing requirements for the past 90 days. Yes ☒ No ☐

Indicate by check mark whether the registrant has submitted electronically every Interactive Data File required to be submitted pursuant to Rule 405 of Regulation S-T (§232.405 of this chapter) during the preceding 12 months (or for such shorter period that the registrant was required to submit such files). Yes ☒ No ☐

Indicate by check mark whether the registrant is a large accelerated filer, an accelerated filer, a non-accelerated filer, a smaller reporting company, or an emerging growth company. See the definitions of "large accelerated filer," "accelerated filer," "smaller reporting company," and "emerging growth company" in Rule 12b-2 of the Exchange Act.

Large accelerated filer	<input type="checkbox"/>	Accelerated filer	<input checked="" type="checkbox"/>
Non-accelerated filer	<input type="checkbox"/>	Smaller reporting company	<input checked="" type="checkbox"/>
		Emerging growth company	<input checked="" type="checkbox"/>

If an emerging growth company, indicate by check mark if the registrant has elected not to use the extended transition period for complying with any new or revised financial accounting standards provided pursuant to Section 13(a) of the Exchange Act ☐

Indicate by check mark whether the registrant has filed a report on and attestation to its management's assessment of the effectiveness of its internal control over financial reporting under Section 404(b) of the Sarbanes-Oxley Act (15 U.S.C. 7262(b)) by the registered public accounting firm that prepared or issued its audit report. ☐

If securities are registered pursuant to Section 12(b) of the Act, indicate by check mark whether the financial statements of the registrant included in the filing reflect the correction of an error to previously issued financial statements. ☐

Indicate by check mark whether any of those error corrections are restatements that required a recovery analysis of incentive-based compensation received by any of the registrant's executive officers during the relevant recovery period pursuant to §240.10D-1(b). ☐

Indicate by check mark whether the registrant is a shell company (as defined in Rule 12b-2 of the Act). Yes ☐ No ☒

The aggregate market value of the voting and non-voting common equity held by non-affiliates computed by reference to the closing price of the shares of the registrant's common stock on the Nasdaq Global Select Market on **June 30, 2022** **June 30, 2023**, the last business day of the registrant's most recently completed second fiscal quarter, was approximately **\$212.1** **\$201.3** million.

As of **February 28, 2023** **February 29, 2023**, Outbrain Inc. had **51,163,304** **49,054,785** shares of common stock outstanding, \$0.001 par value per share.

**DOCUMENTS INCORPORATED BY REFERENCE**

Portions of the registrant's proxy statement for its **2023** **2024** annual meeting of stockholders are incorporated herein by reference in Part III of this Annual Report on Form 10-K to the extent stated herein. Such proxy statement will be filed with the Securities and Exchange Commission within 120 days of the registrant's fiscal year ended **December 31, 2022** **December 31, 2023**.

[Table of Contents](#)

**TABLE OF CONTENTS**

	Page
<b>PART I</b>	
<a href="#">Item 1. Business</a>	<a href="#">45</a>
<a href="#">Item 1A. Risk Factors</a>	<a href="#">1920</a>
<a href="#">Item 1B. Unresolved Staff Comments</a>	<a href="#">4243</a>
<a href="#">Item 1C. Cybersecurity Risk Management and Strategy</a>	<a href="#">43</a>
<a href="#">Item 2. Properties</a>	<a href="#">4244</a>
<a href="#">Item 3. Legal Proceedings</a>	<a href="#">4244</a>
<a href="#">Item 4. Mine Safety Disclosures</a>	<a href="#">4244</a>
<b>PART II</b>	
<a href="#">Item 5. Market for Registrant's Common Equity, Related Stockholder Matters and Issuer Purchases of Equity Securities</a>	<a href="#">4345</a>
<a href="#">Item 6. [Reserved]</a>	<a href="#">4446</a>
<a href="#">Item 7. Management's Discussion and Analysis of Financial Condition and Results of Operations</a>	<a href="#">4547</a>
<a href="#">Item 7A. Quantitative and Qualitative Disclosures About Market Risk</a>	<a href="#">65</a>
<a href="#">Item 8. Financial Statements and Supplementary Data</a>	<a href="#">66</a>
<a href="#">Item 9. Changes in and Disagreements with Accountants on Accounting and Financial Disclosures</a>	<a href="#">101100</a>
<a href="#">Item 9A. Controls and Procedures</a>	<a href="#">101100</a>
<a href="#">Item 9B. Other Information</a>	<a href="#">101</a>
<a href="#">Item 9C. Disclosure Regarding Foreign Jurisdictions that Prevent Inspections</a>	<a href="#">101</a>
<b>PART III</b>	
<a href="#">Item 10. Directors, Executive Officers and Corporate Governance</a>	<a href="#">102</a>
<a href="#">Item 11. Executive Compensation</a>	<a href="#">102</a>
<a href="#">Item 12. Security Ownership of Certain Beneficial Owner and Management and Related Stockholder Matters</a>	<a href="#">102</a>
<a href="#">Item 13. Certain Relationships and Related Transactions, and Director Independence</a>	<a href="#">102</a>
<a href="#">Item 14. Principal Accountant Fees and Services</a>	<a href="#">102</a>
<b>PART IV</b>	
<a href="#">Item 15. Exhibit and Financial Statement Schedules</a>	<a href="#">103</a>
<a href="#">Item 16. Form 10-K Summary</a>	<a href="#">105</a>
<a href="#">Signatures</a>	<a href="#">106</a>
<a href="#">Table of Contents</a>	

## Note About Forward-Looking Statements

This Annual Report on Form 10-K (this "Report") contains forward-looking statements within the meaning of the federal securities laws, which statements involve substantial risks and uncertainties. Forward-looking statements may include, without limitation, statements generally relating to possible or assumed future results of our business, financial condition, results of operations, liquidity, plans and objectives. You can generally identify forward-looking statements because they contain words such as "may," "will," "should," "expects," "plans," "anticipates," "could," "intends," "target," "projects," "contemplates," "believes," "estimates," "predicts," "foresee," "potential" or "continue" or the negative of these terms or other similar expressions that concern our expectations, strategy, plans or intentions or are not statements of historical fact. We have based these forward-looking statements largely on our expectations and projections regarding future events and trends that we believe may affect our business, financial condition and results of operations. The outcome of the events described in these forward-looking statements is subject to risks, uncertainties and other factors including, but not limited to:

- overall advertising demand and traffic generated by our media partners;
- factors that affect advertising demand and spending, such as the continuation or worsening of unfavorable economic or business conditions or downturns, instability or volatility in financial markets, and other events or factors outside of our control, such as U.S. and global recession concerns, geopolitical concerns, including the ongoing conflict wars between Russia Ukraine-Russia and Ukraine, Israel-Hamas, supply chain issues, inflationary pressures, labor market volatility, and bank closures or disruptions, the pace of recovery or any resurgences of the COVID-19 pandemic;

- risks pandemic, and uncertainties related to the recent closure impact of Silicon Valley Bank ("SVB") challenging economic conditions and other banks; factors that have and may further impact advertisers' ability to pay;
- our ability to continue to innovate, and adoption by our advertisers and media partners of our expanding solutions;
- the success of our sales and marketing investments, which may require significant investments and may involve long sales cycles;
- our ability to grow our business and manage growth effectively;
- our ability to compete effectively against current and future competitors;
- the loss of one or more of our large media partners, and our ability to expand our advertiser and media partner relationships;
- conditions in Israel, including the ongoing war between Israel and Hamas and other terrorist organizations, may limit our ability to market, support and innovate on our products due to the impact on our employees as well as our advertisers and their advertising markets;
- our ability to maintain our revenues or profitability despite quarterly fluctuations in our results, whether due to seasonality, large cyclical events, or other causes;
- significant fluctuations in currency exchange rates;
- the risk that our research and development efforts may not meet the demands of a rapidly evolving technology market;
- any failure of our recommendation engine to accurately predict user attention or engagement, any deterioration in the quality of our recommendations or failure to present interesting content to users or other factors which may cause us to experience a decline in user engagement or loss of media partners;
- limits on our ability to collect, use and disclose data to deliver advertisements;
- our ability to extend our reach into evolving digital media platforms;
- our ability to maintain and scale our technology platform;
- our ability to meet demands on our infrastructure and resources due to future growth or otherwise;
- our failure or the failure of third parties to protect our sites, networks and systems against security breaches, or otherwise to protect the confidential information of us or our partners;

#### [Table of Contents](#)

- outages or disruptions that impact us or our service providers, resulting from cyber incidents, or failures or loss of our infrastructure, could adversely affect our business; infrastructure;
- significant fluctuations in currency exchange rates;
- political and regulatory risks in the various markets in which we operate;
- the challenges of compliance with differing and changing regulatory requirements;
- the timing and execution of cost-saving measures and the impact on our business or strategy; and
- the risks described in the section entitled "Risk Factors" and elsewhere in this Report.

Accordingly, you should not rely upon forward-looking statements as an indication of future performance. We cannot assure you that the results, events and circumstances reflected in the forward-looking statements will be achieved or will occur, and actual results, events or circumstances could differ materially from those projected in the forward-looking statements. The forward-looking statements made in this Report relate only to events as of the date on which the statements are made. We may not actually achieve the plans, intentions or expectations disclosed in our forward-looking statements and you should not place undue reliance on our forward-looking statements. We undertake no obligation and do not assume any obligation to update any forward-looking statements, whether as a result of new information, future events or circumstances after the date on which the statements are made or to reflect the occurrence of unanticipated events or otherwise, except as required by law.

#### [Table of Contents](#)

## PART I

### Item 1. Business

Outbrain Inc., together (together with our subsidiaries, ("Outbrain, "Outbrain," the "Company," "we," "our" or "us") was incorporated in August 2006 in Delaware. The Company is headquartered in New York, New York with various wholly-owned subsidiaries, including in Israel, Europe and Asia.

On July 22, 2021, our registration statement on Form S-1 (File No. 333-257525), filed on June 29, 2021, as amended, was declared effective by the U.S. Securities and Exchange Commission (the "SEC") in connection with our initial public offering ("IPO") of our common stock, and our common stock began trading on The Nasdaq Stock Market LLC

("Nasdaq") on July 23, 2021. On July 27, 2021, we closed our IPO and issued 8,000,000 shares of our common stock at an initial offering price of \$20.00 per share, receiving aggregate net proceeds of \$145.1 million, after deducting underwriting discounts, commissions and other offering costs.

**Our mission is to help people discover content, products and services, connect businesses with engaged audiences.**

Outbrain is a leading recommendation technology platform for that drives business results by connecting media owners and advertisers and digital media owners, with engaged audiences to drive business outcomes, reaching over a billion unique users consumers around the world. Outbrain's technology provides personalization, engagement artificial intelligence ("AI") prediction engine powers a two-sided platform for advertisers and monetization solutions to media owners that delivers concrete business outcomes. Our platform enables thousands of digital media properties, including many of the world's most prestigious publishers, owners to provide tailored experiences to their audiences, delivering audience engagement and monetization. For tens of thousands of advertisers, around the world, Outbrain helps attract new customers from enterprise brands to performance marketers, our platform optimizes audience attention and grow their businesses, driving measurable results and engagement to deliver greater return on investment, investment at each step of the marketing funnel.

Over the past decade, consumers have become increasingly accustomed to seeing highly curated digital content and ads that align aligns with their unique interests. Similar to the way in which social Social media and search have simplified discovery by synthesizing leveraging billions of consumer data points to offer personalized experiences, we experiences. In a similar fashion, our prediction engine ingests billions of data points each minute to provide digital media owners with a platform that encompasses to deliver curated editorial and advertiser experiences to their audiences. We have been leveraging AI to enhance our ingestion of data at scale and the performance of our prediction engine since our inception. This type of AI, known as well as prediction traditional or predictive AI, uses machine learning to filter and recommendation capabilities, helping them deliver both editorial content and paid advertising based on context and each user's interests and better understand data to forecast consumer preferences. Additionally, as a result of increased regulatory scrutiny and consumer privacy advocacy, technologies such as ours, that rely primarily on context and first party data, have a unique advantage in building By contrast, generative AI turns machine learning inputs into actual content. Throughout this Report, when referring to "AI" we are referring to traditional or predictive AI, unless the future of online advertising, term "generative AI" is specified.

Consumption According to Statista, consumption of content continues to shift online, with over five billion 5 billion consumers accessing the Internet, primarily through mobile devices, where scrolling the ability to scroll through a feed experience is habitually has come to be expected by consumers on every page. According to This means the 2022 Digital News Report by Reuters Institute for the Study of Journalism at Oxford University, 77% of people access news through side-doors, not through the homepages of publications. We believe this means discovering method in which audiences discover and engage with editorial content on article pages, on which we deliver user experiences, is more important than ever must evolve. Our media partners are media owners that use Outbrain's technology to help users their audiences navigate what to read, watch, or consider, and buy next.

Our platform is built for user engagement and, as a mobile-first company, is designed to be highly effective on mobile devices. Outbrain's technology is deployed on the mobile apps and mobile websites of most of our media partners, generating 72% 73% of our revenue in 2022, 2023.

Outbrain operates a two-sided marketplace, which means we usually have exclusive control over all aspects of the user consumer experience, allowing us to quickly test and deploy new formats for our advertisers and media owners. Since inception, we have been guided by the same core principles pertaining to our three constituents: users, consumers, media partners, and advertisers, advertisers.

- **Users.** **Consumers.** Our platform is centered on predicting consumer attention and engagement. We believe that by focusing our algorithm on improving the user experience and ad format innovation, optimizing toward these consumer-centric factors, we are able to cultivate user behavior patterns that compound engagement over time, delivering greater effectiveness and efficiency for our advertisers, superior long-term monetization for ourselves and for our media partners, as well as better return on ad spend increased value for our advertisers. Outbrain.
- **Media Partners.** We are committed to supporting the long-term success of our media partners. Consistent with this philosophy, we focus on establishing a true win-win partnership. We strive to develop trusted, transparent, multi-year relationships contracts with media partners, through contracts which are typically exclusive with us, the objective of delivering long-term revenue and deeper audience engagement. Our media partners include both traditional publishers and companies in new and rapidly evolving categories, such as mobile device manufacturers and web browsers, manufacturers.
- **Advertisers.** We offer a unique advertising solution solutions across the entire advertising marketing funnel serving tens of thousands of advertisers and brands - from small businesses provide a single access point to large, Fortune 500 enterprise brands and the agencies that support them. Outbrain's value proposition to advertisers is to deliver performance, or measurable engagement, that drives not only reach, but drive real business outcomes - not limited to impressions, views, and reach. Our success in delivering user engagement stems from long-developed artificial intelligence ("AI") and prediction capabilities that allow us to improve advertisers' return on ad spend ("ROAS") thus unlocking more advertising spend and attracting more advertisers. In turn, this enables us to better match ads to users and further grow user engagement and overall monetization. Additionally, our predictive algorithms can increasingly be leveraged to drive brand awareness and engagement objectives, especially with video and other high-impact formats. consumers across the Open Internet. We provide advertisers

## [Table of Contents](#)

We have delivered approximately \$4.5 billion in direct revenue from enterprise brands to our media partners since inception. performance marketers with solutions to optimize consumer attention and engagement, to deliver accountable business results and greater return on investment.

We partner with thousands of the world's most trusted digital media owners for which we owners. We believe we are an important technology and monetization partner, partner to these media owners, delivering approximately \$5.2 billion in direct revenue to our partners since our inception. Some key media partners with which we have long-standing relationships across our various regions include Asahi Shimbun, CNN, Der Spiegel, Le Monde, MSN, New York Post, Sky News and Sky Sports, and The Washington Post. In addition to these long-standing relationships, Axel Springer, Daily Mail and Fox News joined our platform on an exclusive basis in 2022. The average tenure of our top 20 media partners based (based on our 2022 revenue, 2023 revenue), which also includes our more recent partnerships, such as Axel Springer and Fox News, is over approximately seven years.

Through our direct, usually exclusive code-on-page integrations with media partners, owners, we have become one of the largest online advertising platforms on the open web. Open Internet. In 2022, 2023, we provided personalized recommendations and ads to over a billion monthly unique users, consumers, delivering on average nearly over 12

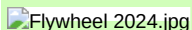
billion recommendations to experiences promoting content, services, and products per day, with over 30,000 tens of thousands of advertisers directly using our platform.

Our platform is user engagement focused. We create and deliver highly engaging formats for our advertisers across native, display and video channels. In addition, a significant proportion are one of the few technology companies who provide a single point of access to consumers as they engage with thousands of media properties across the Open Internet. As a result, we provide a platform that delivers a consistent experience to these consumers, giving advertisers confidence in how they reach their audiences at valuable moments of engagement created by our platform and consideration.

Our AI prediction engine is with the content of the media partner for which we are providing the platform, which we refer to as 'organic recommendations.' Outbrain is trusted to power organic recommendations across all publisher media types, including written editorial, video and audio content. This provides the user with a personalized content experience, while increasing time spent and engagement on the media partner's digital properties. We believe this is crucial to increasing long-term loyalty and retention of users for media partners, while increasing the depth and value of user visits in the short term. Powering both organic recommendations and targeted ads creates significant proprietary, first-party data that enables us to continuously refine our prediction algorithms, supporting our efforts to further increase engagement.

Data and AI-based algorithms are fundamental to everything how we do, optimize experiences and outcomes for consumers, media owners, and advertisers. We process billions of data signals per minute, powering more than 500 million Click Through Rate ("CTR") one billion predictions and over 100,000 recommendations experiences per second. This drives The growth of our ability platform, access to deliver more than 40 million engagements per day, audiences, and analysis of marketer results provides us with greater data, which enables us to continually improve the efficacy of our AI prediction engine. Our ability to collect and synthesize large data sets into our real-time decisioning engine powers our recommendations using AI is a key differentiator, and our ad targeting, helping us optimize user engagement and monetization. As our platform grows, we are able to leverage our data scale in order to enhance our algorithms, enabling enables us to improve the efficacy of our platform. This, in turn, drives additional user engagement deliver advertiser outcomes, consumer experiences, and thus more monetization for our partners and ourselves, which helps us further grow our business and scale our data. We refer to this phenomenon as our data flywheel. Engagements with our recommendations include user clicks on one of our recommendation links and views of a video that we recommended. We believe engagements are an indicator of the value users find in our recommendations and the value we create for our media partners through increased monetization, owner value.

We are targeting a large, fragmented and growing market. eMarketer states that approximately \$567 billion was spent on global digital advertising in 2022, and by 2024, this figure is expected to increase to \$696 billion. According to Statista, nearly 40% of the world's population has yet to gain access to the Internet. As the migration to online takes place, there remains significant future growth potential in e-commerce, given that just 14.8% of total retail sales in the United States in 2022 occurred online, according to Statista. Online retail sales are both growing and fragmenting. We believe this represents an opportunity as the broader ecosystem of retailers seek advertising and technology partners to support their continued online growth. Advertisers increasingly expect measurable impact from their digital advertising investment, with spending on marketing analytics hitting an all-time high in 2022 and predicted to grow by 63% over the next three years, according to the 2022 CMO Survey. Given our ability to deliver high impact and measurable performance to our advertisers, as well as our significant reach and unique inventory, we believe that we are well positioned to capture a significant share of this growing market.

 Flywheel 2024.jpg

## Our Industry

Advertising is the primary business model for digital media on the open web. In addition, advertising is also increasingly used Open Internet, including traditional media environments, as a key revenue driver for other Internet based businesses, such well as mobile gaming and e-commerce retailers, retail media environments. As a result, digital advertising not only subsidizes media consumption for billions of consumers globally, but also finances the creation of journalism, news, and innovative mediums of entertainment while lowering the costs to consumers across thousands of various products and services, independent properties — creating a more diverse consumer ecosystem beyond walled gardens.

6

---

### [Table of Contents](#)

We believe that the following industry trends are relevant to our business:

**Proliferation of digital media and digital advertising particularly across mobile environments, environments, with changing consumer expectations.** As mentioned above, the consumption of content continues to shift to digital and primarily to mobile devices. In order to address this change, most media providers have shifted their focus from traditional means of content delivery to digital ones, with new 'digital-native' providers increasingly gaining attention. Advertising spend follows time spent and engagement, and mobile ad spend is expected to increase at a faster pace than digital ad spend in total. According to eMarketer, in 2022 global digital ad spend grew to \$567 billion, an 8.6% year over year increase, and mobile ad spend grew to approximately \$424 billion, a 12.1% year over year increase. According to Statista, the percentage of worldwide media ad spending in digital is estimated at 66.9% in 2022 and is projected to be 68.5% in 2023, growing to 73% by 2027.

### [Table of Contents](#)

**Consumer habits and expectations are changing.** Consumers have grown accustomed to consuming engaging content that is personalized and curated across multiple digital formats, including social, entertainment, gaming and audio. In mobile environments, consumers habitually scroll through apps, mobile browsers and news feeds, such as those found on social media, providing continuous opportunities to deliver personalized advertising experiences. As a result, we believe that personalized and engaging digital content experiences, supported by non-intrusive ads, have become the expectation of media owners, rather than a consumer luxury. Advertising spend follows time spent and engagement, and as such mobile ad spend is expected to increase at a faster pace than digital ad spend in total. There is a significant opportunity for technology platforms to develop similar browsing experiences for consumers across the increasing amount of available content on the Open Internet. According to Insider Intelligence, in 2023 global digital ad spend grew to \$610 billion, a 10.7% year over year increase, and mobile ad spend grew to approximately \$450 billion, an 11.9% year over year increase.



**Trusted editorial content is becoming increasingly important.** The massive scale of content creation and distribution across social media has made it difficult to curb the creation and proliferation of factually inaccurate news and misinformation, leading misinformation. Social media has become the preferred method of news consumption for Americans, despite it being the least trusted category of media, according to a growing distrust 2023 Statista report. This indicates the desire of user-generated audiences to consume media through tailored experiences similar to social, media and in contrast spotlights the need for trusted, journalistic content. A study by The Reuters Institute for the Study of Journalism, published in September 2022, found that levels of trust in news on social media are consistently lower than audience trust in information in the news media more generally. We believe that this trend will continue. At the same time, advertisers are increasingly growing concerned about having their messages shown alongside unsavory user-generated content. As a result, advertisers have become increasingly cognizant of where begun to express that they spend ad dollars, are seeking media environments that prioritize quality, transparency, and brand safety, fact-based reporting.

**Advertisers and media owners are focused on enabling a more sustainable digital media ecosystem.** As delivery of content and advertising over digital channels increases in scale, the advertising industry is focused on increasing efficiency and transparency for both advertisers and publishers. Advertisers are requesting greater transparency into the publisher environments they are buying and appearing on, and technology platforms play a critical role in enabling this transparency. This has created larger industry focus on supply optimization. By understanding and prioritizing the most direct access points to publisher inventory, advertisers can reduce media waste and inefficiency. This enables a more sustainable advertising ecosystem at large, ensuring media dollars are spent on quality environments that drive value and reward publishers with sustainable revenue. Platforms with direct media and advertiser relationships, ability to control bidding, and to increase the effectiveness and efficiency of impressions served by optimizing to true consumer attention and engagement, will be best positioned to reduce carbon emissions while providing greater transparency to media owners and advertisers as a result.

**Addressability of audiences and increased focus on consumer privacy.** All major browsers have now announced an intention to deprecate the use of third-party cookies, with Google Chrome officially restricting third-party cookies for 1% of consumers on January 4, 2024. Third-party cookies have historically been the primary vehicle to target and measure advertising campaigns across web environments. The advertising industry at large is focused on creating methods to deliver tailored experiences to consumers without infringing on user privacy or creating data leakage. As a result, platforms which focus on delivering relevant experiences to consumers based on context and interest, rather than user-based factors, will ostensibly be best positioned to meet advertiser needs in a post-cookie environment.

**Performance and ROAS return-on-ad-spend ("ROAS") are important to advertisers.** Following challenging global macroeconomic trends, advertisers across the advertising funnel are increasingly focused on high ROI campaigns that deliver on measurable performance objectives. As advertising spend becomes more accountable to key business metrics, technology platforms that deliver on concrete engagement and performance are more relevant than ever. Furthermore, the ability to target advertising based on specific user interests and context, in real-time, has become increasingly important to advertisers, as it contributes to more efficient campaigns and improved ROAS. This creates demand for solutions that can adjust in real-time while measuring and optimizing for specific price and performance thresholds. As tools for targeting and tracking become more sophisticated and effective, advertisers are increasingly relying on performance centric pricing models to drive more measurable ROAS, for example, paying for a click (cost-per-click), lead, acquisition, download, install, or sale, instead of paying to simply display an sale. Similarly, advertisers are now defining and tracking more accountable metrics for branding and awareness campaigns, rather than measuring views and impressions alone. While viewability remains crucial, advertisers are looking for metrics that provide greater insight into the moment in which they reach consumers. For example, ad placements with high viewability may be quickly passed over by consumers and receive low attention. As a result, advertisers are exploring the use cases for attention metrics, which may or may not create value. Many we believe will enable advertisers including the largest brands, leverage third-party software and predictive data-driven models to meet their performance goals. In parallel, increasingly user friendly and engagement-focused formats of digital advertising have evolved to better serve measure the impact of upper-funnel advertising. Attention adoption is high, with almost 96% of surveyed advertisers seeking performance worldwide using attention metrics in at least some of their buys this year, according to a February 2023 survey from DoubleVerify. Combining prediction models, accountable metrics such as attention and ROAS. In particular, engagement, with a wide range of formats (from video, is a fast-growing segment to display, to native) will enable advertisers to deliver greater ROAS at each step of online advertising spend that has the potential to combine high impact formats and creative experiences with the more measurable engagement and business outcomes for advertisers, marketing funnel.

7

---

[Data-driven decisioning delivers better experiences and outcomes](#), [Table of Contents](#)

**Rapid rise of AI provides significant opportunities in advertising.** Advances in AI models software have become increasingly user-friendly and hardware, along with the growing directly applicable to a wide range of industries and use of the Internet have cases. AI has made it possible to collect and rapidly process massive amounts of real-time data signals related to content, context and performance, and incorporate those signals into prediction algorithms like ours. Leveraging data at scale, advertising technology providers can dynamically serve content or ads that integrate seamlessly into user environments The most recent developments in AI and generative AI will enable platforms like ours to provide solutions directly to self-serve and managed advertisers to tailor creative experiences, automate campaign parameters to improve performance, and inform traditional buying methods with new metrics, such as attention, to optimize ad efficacy. Both advertisers and media owners will increasingly rely on AI-powered automation to deliver tailored impactful experiences. The decisioning intelligence developed by leading technology providers and large Internet platforms has made advertising more engaging for users and more effective for advertisers. As a result, advertisers are increasingly focused on data-driven decisioning, making these capabilities critical for media partners, as they seek to deliver quality experiences to their users consumers while maintaining their relevance with advertisers, maximizing performance and monetization opportunities.

#### **The Challenge Navigating the Transforming Media Landscape for Digital Media Owners and Advertisers**

As We are targeting a large, fragmented and growing market. According to Insider Intelligence, global digital advertising is expected to grow by 26% over the pace next two years, accounting for \$767 billion in spend in 2025. The addressable market for advertising on the Open Internet is tremendous: Insider Intelligence data (January 2024) shows that the programmatic advertising sector is still growing significantly, especially on the Open Internet, where spending in the U.S. alone is rising at a faster rate than in walled gardens and could surpass \$50 billion by 2025.



The media landscape is undergoing a substantial transformation, primarily due to the increased consumption of [online video](#) on social platforms. This shift is shaping how consumers engage with digital media and influencing advertisers in budget allocation.

Global digital advertising revenues have historically been concentrated by the walled gardens, particularly within Google, Meta and their platforms. According to Insider Intelligence (eMarketer, October, 2023) the relative shares of Google and Meta are expected to decline year over year through 2025, despite their revenue growth. Other channels are capturing share of digital advertising spend, including TikTok, Amazon, and Roku, supporting our belief that advertiser dollars will shift and overall spend will increase to platforms delivering incremental reach, engaged consumers and return on investment for advertisers.

Additionally, while consumers are spending a large proportion of their time on social media, Insider Intelligence's data shows that growth of time spent is plateauing, as consumers seek longer-form content [creation](#) to engage with (rather than short-form social content alone). We believe this represents an opportunity as the broader ecosystem of advertisers seek partners to support continued growth of editorial and [consumption continues](#) journalistic content.

Accordingly, we are executing on strategies to [accelerate](#), draw both consumers and [competition](#) advertisers to the Open Internet. Our long-standing approach to navigating this changing landscape includes our efforts to become the leading prediction platform on the Open Internet, continually optimizing for user attention [intensifies](#), digital media owners must focus on their core strength: creating relevant, interesting, quality content. However, their success also depends on sustainably attracting, engaging, retaining and monetizing audiences while competing with the major social and aggregation platforms, known as the 'walled gardens.' These platforms, driven by the nature of their services and their scale, have significant resources to invest in technology and have amassed large volumes of coveted user data, enabling them to deliver highly targeted and thus effective ads alongside user generated or third-party content, helping them achieve an outsized share of the advertising market. [engagement](#).

As a result, we believe that digital media owners, whose properties are often referred to as the 'open web,' face challenges in the following key areas:

**User experience.** In today's dynamic, mobile-first environment, providing a high-quality user experience that addresses consumer habits and expectations is critical to attracting, engaging and retaining audiences. For example, over the past few years, consumers have grown accustomed to receiving personalized content recommendations, which are now common within the walled gardens. In addition, infinite scrolling feeds of content have also become popular, especially on mobile devices. Keeping pace with these changes, as well as other emerging products and features, represents a significant challenge to many digital media owners who lack the scale and resources required to compete.


## [Table of Contents](#)

**Monetization.** The fragmented ecosystem of digital advertising technology intermediaries, constantly evolving landscape of ad formats and the growing sophistication of advertisers seeking measurable ROAS makes it difficult for digital media owners to develop and maintain the technology required to optimize their monetization. In addition, digital media owners often lack access to a large and diverse advertiser base. As a result, they may not benefit from the variety of ads that are necessary in order to optimize consumer engagement and thus overall monetization. New technologies such as Keystone by Outbrain™ seek to optimize revenue for media owners across not just advertising, but subscription revenue, e-commerce revenue, and other sources of revenue with one holistic optimization algorithm.

## **Our Solution**

We enable digital media owners to provide their users with an experience that is relevant to their interests while generating incremental revenue through highly engaging content recommendations and relevant advertisements. Our platform is informed by large, proprietary data sets. Our recommendation engine relies on advanced artificial intelligence technology and machine learning algorithms. We leverage our scale, gained through a large number of media partners and advertisers, to continuously grow and enhance our unique data and our technology.

By delivering relevant recommendations, alongside targeted ads, our platform increases and monetizes user engagement. Our technology platform forms the underlying "operating system" of our media partners' content feeds and other placements, optimizing the user journey and helping them manage and grow their business.



## **We focus on the long-term**

- **Our goal is to delight the user.** We believe in the compounding value that is generated by increasing user engagement. As a result, we aim to delight users by recommending relevant content in order to deliver superior long-term monetization for our media partners and ourselves. In so doing, we strive to deliver a unique advertising product that drives actual engagement and business results through better, more relevant ads.
- **Quality is fundamental.** We partner with prestigious and trusted digital media owners around the world. Through our commitment to working with the most credible sources of digital media and content creators, we have created an ecosystem trusted by media owners, advertisers and users alike.

## [Table of Contents](#)

- **Deep integrations are key.** Our technology is deeply integrated with our partners' systems, enabling us to roll out new products and features with speed. As a result, our partners gain the flexibility to capitalize on new forms of content engagement and advertising, as well as shifting consumer preferences, empowering them to achieve their growth and monetization objectives.
- **Transparency builds trust and alignment.** By maintaining transparency on pricing, data collection and efficacy, we align our incentives with those of our partners and work to ensure their objectives are achieved, driving the long-term success of our business.

## Our Offering for Media Partners

We provide Outbrain's extensive platform provides a suite of solutions tailored specifically to meet the needs of media owners. Our comprehensive media owner suite brings advanced AI-backed prediction technology to the Open Internet, enabling our media partners with an "operating system" that helps them optimize to enhance their users' journey businesses through sustainable monetization, robust audience development, and manage and grow their businesses. Our platform and products provide the data, scale, and technology capabilities to personalize the content experience, grow audiences, maximize user engagement and monetize content. We empower efficient revenue diversification. This data-driven decision making allows our media partners enabling them to innovate their user experience by continuously introducing new features, formats, capabilities position themselves for success in 2024 and technologies that help optimize content delivery through personalized recommendations. We aggregate advertiser demand on behalf of media partners, providing them with critical monetization. Media partners benefit from the combined scale of technology, data and users, which we derive from the large volume of partners and advertisers that use our platform.

Our product suites for media partners, Outbrain Engage and Keystone by Outbrain, encompasses multiple key technologies, enabling media partners to: beyond.

- **Delight users through data-driven recommendations. Monetization that Balances Content and Ads:** Outbrain facilitates content discovery and seamless monetization for our media partners on their own sites. Our platform synthesizes billions of data points using our Smartlogic solution to dynamically manage sophisticated algorithms optimize the arrangement, formats and composition editorial recirculation of content, delivered to a user depending resurfacing high-quality material for consumers and driving longer sessions on the user's context, interests and preferences. Site. This approach also enhances the value of audience interactions, as consumers engaged with editorial content are more likely to interact with paid advertisements.
- **Monetize content through customized, data-driven advertising. Fueling Publisher Business with our Demand Strategy:** We deliver critical revenue that media partners depend on to operate their business. Our Outbrain's branding platform, and partner integrations support a wide range of ad formats that leverage unique data insights in order Onyx by Outbrain™, is designed to maximize revenue. Our algorithms balance revenue yields brand impact on the Open Internet. Collaborating with overall premium brands, we optimize for user experience attention to captivate audiences, boost engagement, and can be harnessed unlock increased monetization opportunities for media owners. This reinforces our value proposition to support additional revenue initiatives, such as subscriptions and e-commerce. Outbrain typically provides media partners with close to a 100% fill rate of the ad inventory managed by Outbrain; we believe that Outbrain's role as an end-to-end solution, working directly with both media owners and advertisers, provides an economic advantage drives sustainable success for our partners. the industry.
- **Maximize Customized Layouts:** Outbrain's AI-first platform delivers customized experiences. By leveraging machine learning to analyze audience behavior, contextual insights, and campaign performance data, Outbrain dynamically optimizes our media partners' digital properties for user engagement. Our solution enables media partners experience. Outbrain's AI-powered prediction engine surfaces the most relevant editorial content and our ad delivery is optimized for campaign performance to engage and retain their audience, helping them achieve multiple business outcomes such as time spent with their content, growth of digital subscriptions, app downloads, and more. In addition, Smartlogic optimization engine is an always-on testing and optimization solution that continuously enhances page layouts for maximum increase engagement and value.
- **Manage their business.** drive higher ROAS. Our solution includes a dashboard enabling Smartlogic technology dynamically selects the right experience and layouts according to the audience's interests and the media partners to manage and control certain aspects of our platform including the content, formats, sources, frequency and categories of ads delivered on their properties, while simultaneously considering our media partner owner's own key performance indicators ("KPIs"). In addition, we, from engagement to monetization.

8

## [Table of Contents](#)

- **Engaging Experiences:** We offer a range of formats for strong monetization, including premium pre-roll video ads contextually matched with relevant editorial video content, high-impact display creatives, standard IAB banners, and classic native formats. Combined with our prediction engine, these experiences provide precise reliable and stable monetization across the entirety of media owner digital properties. We are particularly focused on creating engaging video experiences for both publisher audience development and advertiser purposes, to directly address the desire of consumers to "watch" rather than read: According to Insider Intelligence, "in 2023, it's estimated that digital video comprised 52.3% of total time spent on screen, with entertainment and creative classification and filtering tools while strictly enforcing rigorous ad and news as the preferred categories for that consumption."
- **Efficient Audience Development:** A significant proportion of the engagement created by our platform is with the content quality requirements by of the media partner. We operate at great scale, with hundreds of thousands of new ads uploaded partner, which we refer to our platform daily. We have processes and technology to review ads, either through our automated processes or manually, in a process designed to ensure compliance with our content guidelines (which are available publicly on our website). Our extensive ad processes and automated monitoring tools provide a further layer of quality control for as an "organic experience." Outbrain equips our media partners. partners with essential tools and services to promote relevant organic editorial experiences to their audiences, improving audience engagement, recirculation, and monetization opportunities as a result. This offering is crucial to support continued audience acquisition and retention across the Open Internet.

With the launch of • **Powerful Revenue Diversification:** Keystone by Outbrain in 2022, Outbrain™ technology extends ad server optimization capabilities beyond direct campaigns to various campaign types, allowing media owners to effectively diversify their revenue streams. With our total revenue optimization tool, media owners can now use execute subscription campaigns or optimize their own eCommerce and affiliate campaigns with Outbrain's distinctive capability for driving engagement.

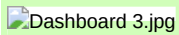
Outbrain serves as a technology to optimize across all of their digital media properties and across all their business goals, not just advertising revenues and editorial recommendations. This platform enables them to maximize revenue from growing sources of revenues such as subscriptions, e-commerce, events, and any other revenue-generating activity that is relevant to their business. By optimizing the user journey and internal campaigns, Keystone by Outbrain enables a more holistic management of overall revenue initiatives partner for media owners, that are increasingly focused on revenue diversification. and their success is integral to ours. With journalism embedded in our DNA and

a strong prioritization of supporting publishing since our inception, we possess a unique understanding of the industry. Our long-lasting partnerships, averaging seven years, currently extend to over 8,000 media owners worldwide, with over \$5 billion invested back into our media partners through our business model to date, contributing to the sustainability of the publishing industry.

[Table of Contents](#)



We have thousands of media partner arrangements. We document most of our media partner arrangements using standard contract terms, which are comprised of a partner enrollment form, completed by media partners seeking our services, that hyperlinks to our publicly available standard partner distribution terms. The partner enrollment form contains the commercial terms of our arrangements: term length (initial, auto-renewal and notice period), the specified percentage of the revenue earned from implementing our technology on the media partner pages, the payment terms, as well as any additional terms agreed upon by the parties. The hyperlinked standard partner distribution terms include terms related to the license and use of the platform and technology, limitations on use of similar technologies, and customary terms and conditions.



9

[Table of Contents](#)

In addition, certain media partner arrangements include additional commercial terms such as variable revenue percentages based on page view volume or revenue, or a guaranteed minimum rate of payment if the media partner meets certain additional criteria, including the implementation of advertisement spaces in defined placements across the media partner sites. We also have arrangements with media partners on a programmatic basis such that the contract defines the mechanics to participate in the media partner's real-time auction for access to the media partner's inventory, with neither party committing to provide or bid on inventory. The type commercial terms of commercial terms, these arrangements, such as revenue percentages, tiering of such percentages, guaranteed minimum rates of payment or programmatic are all factors, among others such as geography and size of the media partners, that contribute to our revenue mix.

#### Our Offering for Advertisers

Our platform enables advertisers to have one-on-one interactions with consumers, at scale. We provide a full-stack, cross-funnel advertising solution for advertisers with a powerful platform with significant reach and exclusive inventory on the open web, helping them connect with audiences on premium digital properties around the world. Our platform enables advertisers to launch and run campaigns on a self-service basis or as a fully managed service offering for larger of all sizes — from enterprise brands and the agencies who serve them, to direct-to-consumer brands, performance marketers, and beyond. We drive ROAS for advertisers by connecting them with audiences when they are most likely to pay attention, engage, and convert. This enables advertisers to not only reach, but drive real business outcomes from consumers across the Open Internet.

We have several proprietary buying platforms that support them enable our advertiser partners to deliver measurable results across each step of the purchase funnel. Amplify, our performance advertising platform, drives engagement and conversion with native ad experiences. Zemanta, our demand-side platform ("DSP"), enables advertisers to optimize their media spend for engagement and outcomes with programmatic buying methods. In 2023, Outbrain launched our new branding platform, Onyx by Outbrain™, applying our AI prediction engine to a viewable, brand-safe environment that delivers greater consumer attention. We believe this presents a significant opportunity to both provide brands with more accountable methods of measurement for their upper and mid-funnel marketing objectives, while also providing the tailored, relevant experience consumers have come to expect.

Regardless of the buying channel advertisers choose to use, our product offerings provide differentiated value by delivering accountable results beyond views, such as attention, engagement, and conversions.

Our unique inventory is also programmatically accessible via our own campaign management and leading third-party demand side solution or via a third party demand side platform, platforms, which enables advertisers to access the value of Outbrain and Onyx environments on their platform of choice. Our proprietary buying platforms, described above, provide unique value through AI-powered campaign tools, unique formats, and targeting capabilities, all of which are designed to deliver better ROAS.

Outbrain provides Our offerings provide advertisers with:

- **Seamless and non-intrusive engaging ad formats experiences.** We provide advertisers with access to Outbrain features ad inventory and formats that benefits from high user attention by delivering ads that blend seamlessly with the page experience, and are native relevant and engaging to the user experience based on their interests. Outbrain formats are available in a range of variations tailored to achieving specific engagement and performance goals. Onyx formats are designed for attention and are personalized based on our unique data large-format and understanding high-impact in nature. Our suite of each user's context ad experiences includes standard native, carousel and interests. We support a variety of formats, including text and image native app install ads, outstream video, contextual pre-roll video, ads, interactive carousel, app install ads and other forms of display and rich-media ads. high-impact display.

[Table of Contents](#)



- **Ads optimized for engagement. AI-powered prediction engine.** Our deep and direct integration across the digital properties of integrations with thousands of media partners provides properties provide us with a wealth of consumer interest and engagement data points. Our proprietary prediction engine ingests billions of data

pertaining points each minute, utilizing AI and machine learning to user engagement and content consumption patterns. This enables us to deliver ads make real-time ad serving decisions based on which opportunities are most likely to yield optimal results for the advertiser. This unique engine differentiates our proprietary user graph, offering beyond typical programmatic platforms, and consistently delivers ROAS for our advertisers.

- **Performance tools driven by automation and AI.** Use of AI to power better performance is part of our DNA. Our Conversion Bid Strategy (CBS) tool harnesses our wealth of engagement data and machine learning to optimize bid strategies to hit the advertiser's desired campaign goals. CBS has proven so effective that approximately 75% of advertiser campaigns in 2023 utilized CBS to optimize campaign performance. We are also leveraging generative AI in dynamic new features like AI-powered headline generation, which simplifies ad creation and produces tailored, engaging content, elevating click through rates and overall performance.
- **Unique interest and contextual data.** Our relationships with our media partners also provide us with a wealth of consumer interest and contextual data, which we use to build unique targeting products. Our data offering includes targeting offerings based on consumer interest segments, as well as other unique data-driven tools complex offerings that predict audience characteristics based on contextual and technologies. We believe that interest data. This supports our direct integrations advertisers reaching relevant audiences without reliance on third-party cookies, and exclusive partnerships are a differentiator when compared to most other online advertising solutions. Unlike other solutions, which often connect an advertiser to an available ad opportunity in a non-exclusive manner, typically mediated by other third-party platforms and technologies, our platform benefits from direct visibility into users' overall engagement. powers greater performance.

10

---

[Table of Contents](#)

- **Results Concrete business outcomes. —optimize and pay for performance.** Our The Outbrain platform enables advertisers to optimize to specific campaign goals, and buy on a Cost-per-Click basis, guaranteeing engagement and delivering other measurable business outcomes. outcomes beyond traditional ad views. This includes sales, conversions, traffic, sign-ups, leads, attention, and more. Advertisers are able to view progress, manage ongoing campaigns and maximize ROAS. Our AI-based autopilot feature Onyx platform similarly optimizes towards an accountable outcome: attention. Onyx enables advertisers to set deliver concrete ROAS with their varied goals branding campaigns, by providing high audience attention and KPIs, such corresponding incremental outcomes as conversion goals, and the platform automatically optimizes bid prices and budget allocations to hit these goals. a result, rather than ad views alone.
- **Programmatic Access, Full-stack buying solutions.** We As referenced above, we provide a full suite of programmatic buying capabilities for advertisers advertisers. We own and agencies, operate our own proprietary performance platform, Amplify, as well as our own DSP, Zemanta. We offer advertisers an engagement focused programmatic demand side platform (DSP) Zemanta, and in addition we integrate also connect with most of the leading third-party DSPs to provide via our own programmatic platform (SSP), providing agency holding companies and brands with programmatic access to our marketplace. platform on their buying platform (DSP) of choice. We are continually investing in partnerships one of the few Open Internet advertising companies with programmatic technologies an end-to-end buying stack, including our own SSP, DSP, and performance buying platform. This enables advertisers to better deploy, measure, benefit from greater supply-path optimization, efficiency, and optimize programmatic campaigns. transparency — and enables a more sustainable advertising ecosystem.
- **Quality.** We work with established media partners, employing rigorous selection criteria, onboarding standards, controls, processes, and ongoing monitoring. As a result, our platform provides predominantly exclusive access to engaged users consumers in high quality content environments across many of the world's most trusted media properties.

0001454938-23-000029outbrain-20221231\_g4.jpg

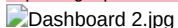
[Table of Contents](#)

Advertiser Results Driven by Tailored Consumer Experience

Our Personalized Experience relationships with media owners notably differentiate our offering for Users

advertisers. Our Smartlogic product dynamically adjusts both optimizes the arrangement and the formats format of content experiences delivered to a user, depending on the user's preferences each consumer, predicting which experiences they are most likely to be interested in and engage with. This ensures optimal performance for our media partner's KPIs, ensuring a more personalized advertising partners, and engaging experience while providing a balance allows them to reach consumers at incremental, exclusive moments of editorial engagement high attention and monetization. It leverages machine learning to personalize not just the content, but the entire user experience, including the format of ads, ordering and more.

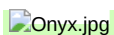
Our recommendation solution drives deeper discovery of content, products and services, longer sessions, and better user engagement. We power the content feeds of thousands of digital media owners, combining highly engaging multimedia formats, such as text and image, or video, with a diverse range of experiences and dynamic optimizations, continuously improving a personalized user experience.

Dashboard 2.jpg

11

---

[Table of Contents](#)



## Our Strengths

- **Mission-critical partner for digital media owners. Exclusive, owned and operated inventory at scale across the Open Internet.** We provide digital media partners are one of very few platforms with mission-critical technology, an "operating system," access to exclusive inventory on over 8,000 properties across the Open Internet. Our goal is to ensure that is designed to increase user engagement and content monetization. The the capabilities and revenue we provide to our media partners will enable many of our partners them to sustain their businesses and deliver quality journalism, journalism. The unique services and mission-critical partnership we provide to our media partners enable us to continually grow and protect our exclusive inventory. This provides advertisers with the ability to reach incremental audiences at new moments of attention and engagement — adding value to their media mix in some cases as they continue a long-term transition away from historic reliance on offline ad revenue, an advertising ecosystem that is congested with commoditized offerings.
- **Unique, at-scale end-to-end platform End-to-end tech stack for advertisers.** Through our vast We own and predominantly exclusive relationships with media partners, we provide operate several buying platforms, allowing advertisers with to access to over a billion monthly unique users. The breadth the value of our audience reach enables advertisers unique inventory, data, and performance offerings in the ways they currently buy. Our proprietary performance platform allows us to deliver at-scale campaigns support a high volume of diverse advertiser profiles, meeting a wide range of objectives through automation tools. In contrast, our SSP and DSP enable us to optimize seamlessly work with enterprise brands and agencies as well as performance marketers. This provides us with growth opportunities across the performance full catalog of their advertising spend, demand.
- **Unique proprietary data and algorithms driving a virtuous cycle.** Our direct integrations across our media partners' properties provide us with a large volume of proprietary first-party engagement data, including context, user consumer interest and behavioral signals. Leveraging our data and AI capabilities, we continuously optimize our algorithms prediction engine to improve user consumer engagement and advertiser ROAS. By delivering better results to advertisers, we are able to grow our business and continually enhance our platform which, in turn, helps us collect more data performance and further enhance our algorithms, driving better results value for our partners, helping us further grow our platform and our business, media owners.
- **Well positioned for a privacy-centric world.** By integrating directly with our media partners' properties, we generate proprietary first-party data and are able to collect and infer valuable user related data and insights, insights, while respecting privacy regulations. With the upcoming discontinuation of third-party cookies and confusion about the efficacy of any new

12

## [Table of Contents](#)

approaches, marketers are looking for more enduring ways to understand their customers. Our ability to extract and leverage unique contextual signals enables us to deliver strong user engagement and advertiser ROAS tailored advertising without the need to rely solely relying on cookie-based targeting that may not be available in the future.

## [Table of Contents](#)

### targeting.

- **History of successful innovation.** We pioneered the category of engagement-driven consumer recommendations. Since then, we have developed our category core prediction capabilities into a scaled advertiser business that serves objectives at each stage of the marketing funnel. Additionally, we have evolved our AI prediction technology to optimize all media partner revenue goals and have been focused on innovation since our founding, maximize full-page monetization with video and other new experiences. To ensure seamless continued product innovation, we operate as a continuous deployment engineering organization, releasing an average hundreds of over 300 code code deployments daily. We plan to continue investing in our technology stack, platform and its capabilities.
- **Scaled, profitable and diversified business.** We have grown our business while achieving profitability, demonstrating profitability. This demonstrates the power and scalability of our technology to new use cases, and the strength of our partner and advertiser relationships and the inherent operating leverage of our model. Our business is well diversified, long-standing client relationships. In 2022 2023 our top twenty digital media partners accounted for approximately 50% of our revenue, with the largest accounting for 10% of our revenue. During the same year, our top twenty advertisers accounted for approximately 20% 24% of our revenue, with the largest accounting for approximately 2% of our revenue.
- **Team and culture.** Companies cannot effect the change they aspire to achieve without passionate, innovative employees. We rely on a global and diverse team of highly capable high-performing and results orientated employees to collaborate, innovate, and execute our vision—vision. In our ongoing commitment to empower high quality journalism fostering a robust company culture and content creation. Outbrain routinely conducts anonymous reinforcing the social fabric within our organization, we recognize the profound impact that these elements have on our overall success and sustainability. This commitment is manifested through strategic investments in initiatives that prioritize employee well-being, diversity, equity, and inclusion. We understand that a strong company culture not only enhances organizational cohesion but also contributes significantly to attracting and retaining top talent. Our continued investment in professional development programs, mentorship initiatives, and employee engagement surveys; according activities underscores our dedication to the survey in August 2022, which had nurturing a 91% employee participation rate, 82% of positive and inclusive work environment. By prioritizing these aspects, we aim to build a resilient culture that strengthens our employees responded that they would recommend Outbrain as a great place to work, workforce, fosters innovation, and ultimately drives long-term value for our shareholders.

## Our Growth Strategies



We believe that we are well positioned to capitalize on the continued growth of digital content consumption and digital advertising. We intend have demonstrated the applications of our core AI prediction technology to continue investing in new arenas as consumer habits and advertiser needs change. We believe there is a significant opportunity to leverage our technology and innovation algorithms to improve bring more relevant consumer experiences to the Open Internet, similar to those which have grown the popularity of social platforms. We believe that this will enable us to partner with traditional media properties in new ways, to apply our recommendation prediction engine and product offering, support our efforts optimization technology to new media environments, and to grow relationships with existing and new media partners, and expand our advertiser footprint and the share of wallet. We plan to pursue the following growth strategies: wallet across our scaled advertiser client base.

- **Continuously improve Grow user engagement. engagement across the Open Internet.** Improving the quality abilities of our recommendation prediction engine has been an important driver of past growth and we expect it to remain a key driver of future growth. We believe that a great user experience drives engagement that compounds over time. Continued investment in our technology, artificial intelligence and machine learning capabilities drives a better user experience, resulting enable us to power consumer engagement for media owners in better CTR predictions and, in turn, higher monetization yield and revenue. new ways, as consumer habits change. We believe that we can improvements to our existing prediction capabilities, as well as applications of our engine to new formats and media environments, will enable us to significantly grow our business solely by improving user engagement. revenue.
- **Grow our media owner partnerships and access to ad inventory.** We have an extensive history of growing ad inventory by expanding our media partnerships and forming new ones with an emphasis on premium top 20 media owners in the markets where we operate.

**Existing partners.** We have a strong track record of growth through the continuous expansion of existing media partnerships, as we launched products, features and formats that improved user engagement and retention, grew audiences, and improved monetization. partnerships. We plan to continue innovating as we seek to grow are actively growing our ad available inventory by implementing optimizations, creating providing solutions: (i) for new ad formats, seeking additional high impact ad placements on our media partner properties, such as video and mid-article, and (ii) to create new experiences across our existing placements and pursuing opportunities feeds. We strive to manage a larger proportion of our media partners' digital properties, through both direct to ultimately become the preferred total revenue and full-page optimization partner for media owners.

**New partners.** We also plan to pursue new partnerships with media owners to power new media environments that are attuned to grow next-gen audiences — as well as integrations with platforms that will provide access to new consumer segments, across apps and programmatic relationships. In addition, we other environments. We plan to expand our partnerships with original equipment manufacturers (OEMs), news aggregators, browsers, operating systems and other platforms enabling us to offer personalized dynamic content feeds and advertising solutions for different platforms such as browsers and mobile operating systems. platforms.

13

---

[New partners.](#) [Table of Contents](#) We plan to pursue new partnerships with media owners as well as integrations with programmatic platforms that will expand our reach to additional user segments, helping us grow our business.

- **Grow budgets from new and existing advertisers.** We have developed an advertiser spend offering that drives business outcomes across multiple steps of the marketing funnel. We plan to grow spend continue development of our offerings to drive growth from existing, as well as new advertisers by pursuing the following initiatives: a diverse set of advertiser types.
  - **Further invest in our advertiser product suite, suite, developing cross-funnel solutions.** In the past, improvements to our advertiser solutions have been a meaningful driver of growth for our business. With the release of Onyx by Outbrain, we increased our ability to access branding and video budgets. We plan to continue investing invest in the continuous improvement of our media buying platforms Amplify and Zemanta engagement technology, including enhancements to our AI prediction engine, our DSP as well as optimize (Zemanta), and our existing programmatic integrations performance platform (Amplify), in an effort to third party DSPs, in order ensure we can grow the share of budget from our advertiser base from branding to deliver better tools and technologies for advertisers on our platform. performance objectives.
  - **Continuously improve ROAS. ROAS through AI and automation.** We aim to deliver better results for advertisers through improved CTR, as well as consumer attention and click-through-rate ("CTR") and outcome prediction. Our investments in AI and automation in pricing tools are designed to deliver better results for our advertisers, with less hands-on intervention. This will enable us to deliver better advertiser results and conversion optimization through our autopilot AI-based solution, helping us grow the new and existing and new advertisers' share of wallet.

[Table of Contents](#)

- **Grow brand spend with high impact ad formats through development of Onyx creative experiences.** . With The rollout of Onyx by Outbrain enabled us to serve brand awareness objectives and capitalize on growth in the introduction video and high-impact advertising sectors. Our Brand Studio and the video experiences we are now able to provide as a result of our brand studio and the acquisition of the vi video advertising platform intelligence AG ("vi") in 2022 we are able enable us to expand our existing suite of provide innovative creative solutions aimed at brand advertisers looking to drive high-impact and highly engaging experiences. that deliver high attention. The addition of video experiences (including pre-roll, video ads and outstream) to our platform presents a significant growth opportunity in video. From 2018 to 2022, we grew video, revenues from approximately 2% to approximately which has not exceeded 10% of our annual revenue mix, with significant remaining headroom for growth into a higher yielding business.

We believe that we will be able to capture significant spend from new and existing brand advertisers by providing, amongst others, new capabilities, such as additional exclusive ad placements, creative brands studio, new optimization solutions, and unique ad formats delivering measurable outcomes.

- *Attract new types of advertisers.* In addition to investments in our advertiser product and technology, we plan to **invest continue investing** in sales and marketing initiatives aimed at attracting new types of advertisers, **to our platform, such as enterprise brand advertisers.** Our focus on premium media partnerships and **display high-impact** and video formats enable us to form new business relationships with advertisers who traditionally have not spent with Outbrain. **We believe that Zemanta's programmatic offerings will gain adoption amongst leading agencies and brands looking for an alternative DSP that delivers on engagement goals, and that new programmatic demand partners will enable us to continue to expand our brand advertiser footprint.**
- *Deepen strategic value to media partners.* **With** The expansion of our demand business to service new objectives greatly increases the **launch** opportunity for our media partners. Onyx enables our media partners to benefit from an entirely new catalog of video and high-impact display demand, which is complementary and incremental to the dependable, year-round performance advertising demand we provide. By evolving our business to service advertiser objectives across the funnel, we are in tandem evolving our relationship with media owners to provide full-page, cross-demand monetization solutions. This is critical at a time when media owners are seeking dependable, diverse revenue. In addition, Keystone by Outbrain **in 2022**, further broadens the revenue opportunity we can provide to our media owners **can now use Outbrain's technology** — providing solutions to optimize total revenue across all of their business goals, not just advertising and editorial recommendations. This enables **them to maximize site by optimizing affiliate revenue, from growing sources such as subscriptions, e-commerce, events, subscriptions, and any other revenue-generating activity that is relevant to their business.** While our core product remains focused on maximizing advertising revenue and editorial engagement, Keystone by Outbrain enables a more holistic management of overall revenue for media owners increasingly focused on revenue diversification. **more.**
- *Acquisitions and strategic partnerships.* We have a track record of successfully executing a number of acquisitions and partnerships, helping us efficiently expand our offerings, grow our business and grow our talent. In 2017, we acquired Zemanta, providing us with **advanced a DSP and bidder that has enabled us to grow in a multitude of strategic areas (including the development of Onyx by Outbrain's managed programmatic capabilities, offering).** In 2018, we acquired AdNgin, an advanced user interface optimization **platform, platform, which has been instrumental in developing our AI-backed media owner engine, Smartlogic.** In 2019, we acquired Ligatus, a German-based native advertising **and programmatic company.** In January 2022, we acquired **video intelligence AG, vi,** providing us with an expanded video offering for advertisers and media **owners, owners, enabling the creation of Onyx by Outbrain's video suite.** We intend to continue **pursuing to opportunistically pursue** partnership and acquisition opportunities that will enhance our technology or market presence and deliver more value to our partners and advertisers.

14

---

## [Table of Contents](#)

### Our Competition

The digital advertising industry is highly competitive and fragmented. **Many of our competitors provide only one element of the full demand offering we have now created. We believe we are in a differentiated position due to our ability to service advertiser objectives from branding to performance and provide media owners with full-page monetization as a result.** We compete for advertising dollars and media owner partnerships with advertising technology platforms who have traditionally been performance focused, such as Criteo, Taboola, and RevContent. With the creation of our branding platform, Onyx and our programmatic tech stack, we also compete with companies such as Magnite, PubMatic, **RevContent, Taboola, Teads, and TripleLift.** The **Trade Desk, Open Internet category, which we and others, as well as the competitors listed above are placed within, also competes with large consumer-facing digital platforms with advertising technology capabilities, for ad dollars.** These include companies such as Amazon, **Facebook, Instagram, Meta, TikTok, Google, and Twitter. X (formerly known as Twitter).**

The key factors that **enable differentiate us to compete effectively for inventory from digital competitors and secure long-term media owners owner partnerships as a result include: the (i) our unique media owner suite which includes audience engagement and revenue diversification offerings that provide valuable tools that extend far beyond monetization alone, and increasingly (ii) our ability to deliver competitive offer full-page monetization and engagement on media partner properties; trust, transparency and long-term alignment; and solutions, with an array of advertiser demand types from branding dollars to performance dollars, which are optimized by differentiated feed AI-backed Smartlogic technology.**

The key factors that enable us to compete effectively for advertising dollars include: **delivering high ROAS through (i) deep understanding of consumer interest and intent across editorial environments, as a result of our ability unique media owner offering, (ii) utilization of our core AI prediction technology to identify leverage this data to deliver better branding, consideration and engage relevant users; performance outcomes, (iii) access to massive audience reach; quality of inventory; scale on premium media owner properties across the globe; and comprehensive range of (iv) supply-path optimization by design, offering advertisers efficient, direct access to media owner inventory types, advertising formats and campaign tools. at scale.**

### Our Technology

We have designed our platform to process real-time content and advertising transactions quickly and efficiently at a massive scale. Our platform delivers on average **nearly over 12 billion recommendations daily, in 20 languages.** We designed our platform using a microservices-based architecture, which enables the rapid deployment of new features with high availability, reliability, and redundancy.

## [Table of Contents](#)

Our platform consists of the following key technology components:

- **Infrastructure.** To support our business needs, we operate our own proprietary cloud infrastructure, and also utilize other public clouds. Our proprietary infrastructure includes over 7,000 servers, with storage capacity exceeding several petabytes. Our servers are primarily located in three third-party data centers, on a co-location basis, in Secaucus, NJ, Sacramento, CA, and Chicago, IL. Each of our data centers is operated by a different vendor, in order to minimize the impact of any outage on our platform. While all three data centers actively serve recommendations to **users, consumers,** we are able to serve all of our traffic from two of the three data centers if needed. We



utilize a global content delivery network (CDN), and dynamic acceleration, for additional performance optimization and redundancy. In 2022, we also started serving recommendations from a public cloud based in the Netherlands to **several** countries in Europe. We use **architecture** similar **architecture as to** our primary third-party data centers and deploy over two availability zones for high availability.

Our infrastructure is designed such that we do not have any known single point of failure at any level. Within each data center, we have load-balanced servers on each layer of the system, so that a failure in one server or component will not impact performance or availability. Some of these clusters are dedicated to handling incoming traffic and delivering content, including web servers, caches and real-time database applications. Other clusters are devoted to the data analytics and algorithm modeling involved in creating content recommendations. The design also includes load balancers, firewalls and routers that connect the components and provide connections to the Internet. In particular, we use software specifically designed for processing large data sets to provide real-time data analysis, the results of which are then fed back to refresh and improve our recommendation algorithms.

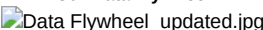
We monitor our system using several tools, both internal and external, to gauge our uptime and performance. We also use multiple layered security controls to protect our recommendation engine and our data assets, including software-based access controls for our source code and production systems **segregated networks for different components of our production systems** and centralized production systems management. We believe that the failure of any individual component will not affect the overall availability of our platform, having maintained an uptime of 99.9% from 2018 to **2022, 2023.**

[Table of Contents](#)

- **Data.** One of the key benefits of our platform is the management, analysis, and structuring of valuable user engagement and advertising data.
  - *Our data scale:* We gather billions of data events per minute delivering **nearly over** 12 billion recommendations per day. **On average, During 2023,** we **collect in excess of 80 improved our data efficiency by reducing the overall** terabytes of data **collected** per day, **consisting of while increasing overall click-through-rates by focusing on the most impactful data such as** contextual signals, advertiser data, and user engagement data (typically clicks on recommendations). We leverage our data to improve our algorithms and prediction capabilities.
  - *Our automated content index:* To operate our platform, we have created our automated content index, comprising over 5 billion content elements. Our technology automatically classifies and analyzes content at a rate of over **1.5 million 1 million** pages a day in 20 different languages. We index content through RSS feeds and JavaScript triggers to continuously identify new content and changes to existing content. Our automated index deconstructs content into base elements including titles, images and topics in order to recombine the elements into targeting data and formatted recommendations and ads.
- **Artificial Intelligence and Machine Learning.** Our proprietary artificial intelligence and machine learning capabilities enable us to harness the vast volume of data we collect in order to effectively match **users consumers** to relevant content and ads based on our content index. **AI is at the heart of our key prediction engine, which backs all of our advertiser and media owner offerings. Leveraging AI to ingest and analyze the billions of data points we access daily, and effectively utilizing them to make predictions that deliver better business outcomes, is a key tenet of our business.** Our algorithms make over 1,000 click and conversion rate predictions **per second,** on average, before selecting which recommendations to present on each page view.

[Table of Contents](#)

Our Data Flywheel



Sales and Marketing

We focus our sales and marketing efforts on supporting, advising, and training our **media partners and advertisers, helping them optimize their use advertisers.** We strive to add **value for our partners through education of the best uses of new metrics such as attention, as well as providing key insights around consumer engagement and interest which are accessible to us through** our platform. We employ in-market sales teams across our markets, helping us attract premium digital media owners and advertisers to our **platform. platforms, as well as global support hubs to manage small and medium clients.** In addition, we have developed and currently utilize online acquisition channels to attract new advertisers, who we are able to onboard and serve in an automated manner, using self-serve tools and technologies.

[Table of Contents](#)

Our sales teams educate prospective media owners, partners, and advertisers on the use, technical capabilities, and benefits of our platform. Our dedicated teams work with potential customers through the entire sale cycle, from initial contact to contract execution and implementation. Throughout the process, our teams provide guidance as to how our platform can optimize the value of a media **partner's owner's** audience or how an advertiser can reach relevant **users, consumers.** Additionally, following contract execution and

implementation, our account management teams guide **our** media partners on how additional platform deployment and optimizations can deliver incremental monetization. We engage advertisers and their agencies in order to educate them on how to increase reach and ROAS using our solutions.

Our marketing team is focused on delivering strategies that drive efficient new **media** partner and advertiser acquisition, **enhancing increasing awareness of our brand and our evolving solutions, and educating the market in order to enhance** our position as key industry thought **leaders, supporting our sales teams, and increasing awareness of our brand, leaders.**

## Human Capital Resources

Much of our success can be directly attributed to our global team of technology, business, and data science experts who work out of our **17** **15** locations worldwide. Outbrain **comprises is comprised of** a diverse, intelligent and driven group of individuals who are passionate and excited to be leading **the way continued innovation in which users discover things online, Open Internet technology and advertising.**

Our culture and team are **the most important assets a critical asset** in building and expanding our business. **Our team identifies new problems to solve, builds solutions, optimizes and extends our infrastructure, and acquires and serves customers.** We believe that **our** strong and diverse teams deepen customer relationships, promote innovation, and increase productivity. Our Culture Manifesto, available publicly on the Outbrain website, is one of many important expressions of the values and principles that reflect how we behave, collectively and individually.

Our people strategy revolves around creating employee experiences. We strive to foster deep employee engagement built upon personal development and achievement that is supported by continuous feedback, learning, and team building. As we continue growing our team, and become more diverse culturally and geographically, we want to make sure we retain a shared mission among the people that become part of our **company. Company.** In particular, there are certain characteristics that we seek out in our employees:

### [Table of Contents](#)

- **Intelligent and productive.** There are many great attributes companies can seek in the candidates they **hire—academic hire —academic** degrees, deep industry expertise, hands-on work experience, etc. While these attributes are an important part of our screening process, we seek, above all else, a combination of smarts and a “get stuff done” attitude.
- **Collaborative.** We love hiring and nurturing professionals who are great at their craft. At the same time, we are cognizant that we are ultimately playing a team sport and we therefore look for people who strive to be amazing team players. A self-described “Superstar” **or “Ninja”** focused on personal status is not likely to fit our team, even if they **might be are** very good at their profession.
- **Passionate.** People who have a passion for something typically have that spark in their eyes when they engage in the work they love. They bring their best self to work, possess the desire to improve and learn, and focus on opportunities rather than obstacles. Through their passion, they set the tone for the rest of the team and become excellent examples for everyone to follow.

We also strive to make Outbrain diverse at all levels of the Company, and in all types of jobs. Our priority is to always hire and promote people based on qualifications and merit, and we believe that this approach does not conflict with the objectives of inclusion and empowerment. Our team consists of people from many different nationalities and cultures with different perspectives, opinions and ideas which we believe is undeniably powerful and ultimately drives shareholder value. We support employee-led employee resource groups (“**ERGs**” (“**ERGs**”), which foster a diverse and inclusive workplace. We currently have four ERGs: OB Good, OB Green, OB WE and OB-4-Equality, focusing on social responsibility, environmental sustainability, **women's women's** empowerment, and diversity equity and inclusion, respectively, all of which are open to people of all backgrounds.

As of **December 31, 2022** **December 31, 2023**, we had **1,076** **942** employees and contractors. Based on where data is available, **approximately 51% 49%** were male, **and approximately 47%** were **female. female and 4% undisclosed.** Approximately **41% 40%** of our workforce is located in Israel, 13% is located in the United States, **11% 13%** is located in Slovenia, and the remaining **35% 34%** is located **in across** our other global offices. In March 2020, we transitioned to remote work, with selective offices returning on a hybrid basis where conditions related to COVID-19 permitted. In 2022, we returned to our offices using a hybrid model, with employees working from both our office locations and their homes. **As of September 2023, we formalized a hybrid schedule of three-days a week in office.**

17

---

### [Table of Contents](#)

## Intellectual Property

The protection of our technology and intellectual property is an important component of our success. We protect our intellectual property rights by relying on federal and state statutory and common law rights, foreign laws where applicable, and contractual restrictions. We seek to control access to our proprietary technology by entering into non-disclosure agreements with third parties and disclosure and invention assignment agreements with our employees and contractors.

We consider our trademarks, patents, copyrights, trade secrets, and other intellectual property rights to be, in the aggregate, material to our business. In addition to our intellectual property rights, we also consider the skills and ingenuity of our employees and the functionality and frequent enhancements to our solutions to be contributors to our success. We believe our platform would be difficult, time consuming, and costly to replicate. We protect our competitive technology position through innovation and by continually developing new intellectual property.

Outbrain has built an extensive intellectual property portfolio to date. This portfolio includes 18 granted U.S. utility patents, 35 granted U.S. design patents, **and 15** European registered community **designs and 14 UK registered** designs.

## Regulatory Environment

We are subject to a variety of laws and regulations in the United States and abroad that involve matters central to our business, many of which are still evolving and being tested in courts, and could be interpreted or enforced in ways that could harm our business. These laws and regulations involve matters including privacy, [use of artificial intelligence](#), data use, data protection and personal information, content, intellectual property, advertising, marketing, distribution, data security, data retention and deletion, data localization and storage, data disclosure, competition, protection of minors, consumer protection, accessibility, taxation, [environmental reporting](#) and economic or other trade controls including sanctions, and securities law compliance. Foreign laws and regulations can impose different obligations, or penalties or fines for non-compliance, or be more restrictive than those in the United States. [For example, the Digital Services Act \(DSA\) in the European Union, which will apply to our business as early as June 2023, may impose new restrictions and requirements for our products and services that could significantly increase our compliance costs. The DSA also includes significant penalties for non-compliance.](#) More generally, the application, interpretation, and enforcement of applicable laws and regulations are often uncertain, particularly in the new and rapidly evolving industry in which we operate, and may be interpreted and applied inconsistently from jurisdiction to jurisdiction, [industry or size of company.](#) [For example, the Digital Services Act \(DSA\) in the European Union, which became enforceable in February 2024, is aimed at protecting users and inconsistently with the digital space from harmful and illegal content. Although we have not been named a "Very Large Online Platform" under the DSA, we are required to meet certain content transparency requirements which require technical and compliance changes. The DSA includes significant penalties for non-compliance. In addition, the rising global adoption of artificial intelligence technologies has resulted in the European Union reaching a provisional political agreement on the Artificial Intelligence Act, 2023 \("EU AI Act"\).](#) The EU AI Act imposes multiple new requirements on the utilization of generative artificial intelligence technologies which may adversely impact our [current policies](#) business practices and [practices](#).

[Table of Contents](#)[affect our ability to adopt new technologies.](#)

Orders issued by, or inquiries or enforcement actions initiated by, government or regulatory authorities have caused us, and in the future will [likely](#) continue to cause us, to incur substantial costs and expose us to civil and criminal liability (including liability for our personnel) or penalties (including substantial monetary remedies). Such orders, inquiries or enforcement actions could be materially adverse to our business, result in negative publicity and reputational harm, divert resources and the time and attention of management from our business, or subject us to other structural or behavioral remedies that adversely affect our business.

We have been subject to significant legislative and regulatory developments in the past, and proposed or new legislation and regulations could significantly affect our business in the future. For example, we implemented a number of changes and controls as a result of requirements under the General Data Protection Regulation ((EU) 2016/679) (GDPR), and may implement additional changes in the future. The GDPR also requires submission of personal data breach notifications to our lead European Union privacy regulator, and includes significant penalties for non-compliance with the notification obligation as well as other requirements of the regulation. The interpretation of the GDPR is still evolving and draft decisions of regulators are subject to review by other European privacy regulators as part of the [GDPR's GDPR's](#) consistency mechanism, which may lead to significant changes in the final outcome of such investigations. As a result, the interpretation and enforcement of the GDPR, as well as the imposition and amount of penalties for non-compliance, are subject to significant uncertainty. In addition, the United Kingdom, Brazil, Japan, [and](#) Singapore and other countries have enacted similar data protection regulations imposing data privacy-related requirements on products and services offered to users in their respective jurisdictions that could increase the cost and complexity of delivering our services, cause us to cease the offering of our products and services in certain countries, or result in fines or other penalties. The California Consumer Privacy Act, as amended by the California Privacy Rights Act, and similar laws recently enacted by other states also establish certain transparency rules and create certain data privacy rights for users. In addition, the European [Union's Union's](#) ePrivacy Directive and national implementation laws impose additional limitations. Changes to our products or business practices as a result of these or similar developments have in the past adversely affected, and may in the future adversely affect, our [business.](#) [The enactment of new proposed laws is gaining momentum](#) [business](#) and adds [additional](#) complexity to our and our [partners' partner's](#) compliance programs.

18

---

[Table of Contents](#)

We are also subject to evolving laws and regulations that dictate whether, how, and under what circumstances we can transfer, process and/or receive certain data that is critical to our operations, including the collection of data and the data shared between countries or regions in which we operate. If we are unable to collect data and/or transfer data between and among countries and regions in which we operate, it could affect our ability to provide our services [the manner in which we provide our services](#) or our ability to target ads, which could adversely affect our financial results. For example, [in July 2023 the E.U.-U.S. Data Privacy Shield, Framework \("DPF"\), a voluntary certification program for the transfers of personal data from the EU to the U.S., became effective. The DPF replaced the prior transfer framework we relied upon for data transferred from the European Union to the United States, that was invalidated in July 2020 by the Court of Justice of the European Union and Union. Though we have been certified under the other bases upon which we rely to transfer such data, such as DPF, these mechanisms, including the Standard Contractual Clauses \(SCCs\), have been subjected to regulatory and judicial scrutiny. If no alternative adequacy decision, such as E.U.-U.S. Data Privacy Framework, is adopted by the European Commission, or we are unable to for transfers of data continue to rely face legal challenges and invalidation of such schemes or restrictions on SCCs, this would data transfers could](#) materially and adversely affect our business, financial condition, and results of operations.

Interest-based advertising specifically, or the use of data to draw inferences about a consumer's interests and deliver relevant advertising to that consumer, is under increasing scrutiny by legislative bodies, regulatory bodies, self-regulatory bodies, privacy advocates, academics, and the press in the United States and abroad. In particular, much of this scrutiny has focused on the use of cookies and other tracking technologies that collect or aggregate information regarding consumers' online browsing and mobile app activity. Our Company, our media partners and advertisers rely upon large volumes of such data collected primarily through cookies and other tracking technologies. It is essential that we monitor legal requirements and other developments in this area, both domestically and globally, maintain a robust privacy and security compliance program, anticipate the evolution of regulations applicable to us and engage in responsible privacy practices, including providing consumers with notice of the types of data we collect, how we collect it, with whom we share it, how we use that data to provide our solutions and how consumers can exercise their rights and personalization choices. We typically collect IP addresses and device identifiers that are considered to be personal data or personal information under the privacy laws of some jurisdictions or otherwise may be the subject of current or future data privacy legislation or regulation. The definition of personally identifiable information, personal information, or personal data varies by jurisdiction and continues to evolve in ways that

may require us to adapt our practices to comply with laws and regulations related to the collection, storage, use, and sharing of consumer data. As a result, our technology platform and business practices must be assessed regularly against a continuously evolving legal, regulatory, and technology landscape.

Beyond laws and regulations, we are also members of self-regulatory bodies that impose additional requirements related to the collection, use, and disclosure of consumer data. We are members in good standing of the Network Advertising Initiative (NAI), an association dedicated to responsible data collection and its use for digital advertising. We adhere to the NAI Code of Conduct, along with the IAB Self-Regulatory Principles for Online Behavioral Advertising, and the IAB Europe OBA Framework. We are also Trustworthy Accountability Group (TAG) Brand Safety Certified. We are participants in the Digital Advertising Alliance and the European Interactive Digital Advertising Alliance and adhere to the Self-Regulatory Principles set forth by these organizations. Some of these self-regulatory bodies have the ability to review or sanction members or participants, which could result in penalties and cause reputational harm. Additionally, some of these bodies might refer violations of their requirements to the Federal Trade Commission or other regulators.

## [Table of Contents](#)

For additional information regarding the current regulatory environment and how it may impact us, see Item 1A. "Risk Factors" under "Risks Relating to Legal or Regulatory Matters" included in this Report.

## Security

Being a trusted partner is a key value for us and, as such, cyber security is an ongoing commitment. Our dedicated cyber security team has implemented industry best practices and standards including, but not limited to, ISO 27001, ISO 27017, ISO 27032, Cloud Security Alliance Star level 1, and PCI-DSS SAQ A-EP, SOC 2 data centers. In addition to our certifications, we (i) conduct routine employee training sessions and onboarding security training, including phishing simulation, to increase awareness of phishing and other cyber threats; (ii) require multi-factor authentication access methods for all employees into our network; (iii) operate general monitoring and service protections that are subject to continuous enhancements to detect and mitigate various threats, including performing ongoing manual and automatic vulnerability assessment tests; and (iv) manage an ongoing cyber risk-management framework to assess internal technological changes, as well as external systems and services as part of supply chain risk.

Our products are designed with security, and privacy, at the forefront. We maintain tight controls over the personal data we collect, encrypting it where necessary, and retaining it in our databases with strictly limited and controlled access rights, to ensure it is secure while utilizing advanced monitoring over our environment. All traffic to and between our data centers is encrypted, along with all sensitive configurations, while our users and customers have their passwords hashed.

Secure advertising is a building block of user trust. In order to provide secure ads, we integrated an advanced industry leading third-party technology to scan live ads looking for potential security violations either in the ads themselves or on the pages to which they directly link. Combined with internally developed capabilities and our content review process we are tackling both malicious ads and the bad actors behind them.

We constantly strive to understand what we have yet to discover by running an exhaustive security testing framework, including scanning all internal and external assets for vulnerabilities, utilizing multiple third-party security testing teams every year, and running a bug bounty program with more than 300 security researchers.

Providing a clean, non-fraudulent premium network for publishers, media owners, advertisers and consumers is a top priority at Outbrain. Our dedicated anti-fraud team monitors our platform to identify and investigate unusual web traffic patterns. We detect, block and prevent fraudulent web traffic by using both internal and external third-party TAG Anti-Fraud certified solutions. We have been a TAG-verified Trustworthy Accountability Group (TAG) Brand Safety Certified member since 2018. We are also adopting the implement certain Media Rating Council Invalid Traffic Detection and Filtration Standards in our internal fraud detection technological ecosystem.

---

## [Table of Contents](#)

## Item 1A. Risk Factors

*An investment in our shares of common stock involves a high degree of risk. You should consider carefully the risks described below and all other information contained in this Report, including in the "Note About Forward-Looking Statements," the section titled "Management's Discussion and Analysis of Financial Condition and Results of Operations" ("MD&A"), and our audited consolidated financial statements and the accompanying notes included elsewhere in this Report. If any of the following risks actually occur, our business, financial condition and results of operations could be materially and adversely affected. In that event, the trading price of our shares of common stock would likely decline and you might lose all or part of your investment.*

### Risk Factor Summary

The following is a summary of some of the principal risks we face:

- Our revenue and results of operations are highly dependent on overall advertising demand and spending and traffic generated by our media partners;
- The impact on advertising demand and spend of factors such as the continuation or worsening of unfavorable economic or business conditions or downturns and instability in the financial markets;
- A failure to grow or to manage growth effectively may cause the quality of our platform and solutions to suffer, and may adversely affect our business, results of operations, and financial condition; suffer;
- Our sales and marketing efforts may require significant investments and, in certain cases, involve long sales cycles;

- Our research and development efforts may not meet the demands of a rapidly evolving technology market;
- The digital advertising industry is intensely competitive and if we do not must effectively compete against current and future competitors, our business, results of operations, and financial condition could be adversely affected; competitors;
- Loss of media partners could have a significant impact on our revenue and results of operations;
- Growth in our business may place demands on our infrastructure and resources;
- The failure of our recommendation engine to accurately predict user engagement may adversely affect our business, results of operations, and financial condition; engagement;
- If the quality of our recommendations deteriorates, or if we fail to present interesting content to our users, we may experience a decline in user engagement, which could result in the loss of media partners;
- Limitations on our ability to collect, use, and disclose data to deliver advertisements;
- Our failure or the failure of third parties to protect our sites, networks and systems against security breaches, or otherwise to protect the confidential information of us or our partners;
- Outages or disruptions that impact us or our service providers, resulting from cyber incidents, or failures or loss of our infrastructure, could adversely affect our business; infrastructure; and
- Political and regulatory risks in the various markets in which we operate and the challenges of compliance with differing and changing regulatory requirements.

#### Risks Related to Outbrain and Outbrain's Industry

***Our revenue and results of operations are highly dependent on overall advertising demand and spending in the markets in which we operate. Factors that affect the amount of advertising spending, such as economic downturns, and unexpected events or events outside of our control, can make it difficult to predict our revenue and could adversely affect our business, results of operations, and financial condition.***

Our business depends on the overall advertising demand and spending in the markets in which we operate and on the business trends of our current and prospective media partners and advertisers. Macroeconomic factors in the U.S. and foreign markets, including instability in political or market conditions, as well as adverse economic conditions and general uncertainty about economic recovery or growth, particularly in North America, EMEA (Europe, Middle East and Africa), and Asia, where we conduct most of our business, could result in, and have resulted in, conservative approaches by advertisers and media owners when allocating budgets and ad inventory, respectively, and reductions in advertising demand and spend.

#### [Table of Contents](#)

The current continued volatile macro macroeconomic environment, with variables such as the impact of Russia-Ukraine and Israel-Hamas wars, general unrest in Europe and the closure of SVB and other banks, global supply chain disruptions, labor shortages and stoppages, Middle East, bank failures, inflation, and rising U.S. interest rates, resulting from the pandemic and now events such as the Russia-Ukraine conflict, has impacted certain categories of our advertisers. These conditions have in turn adversely impacted us and could, if they continue or worsen, adversely impact us in the future, including if our advertisers were to reduce or further reduce their advertising spending as a result of any of these factors.

We continue to monitor our operations, and the operations of those in our ecosystem (including media partners, advertisers and agencies). However, these conditions, whether resulting from the factors described above or due to the occurrence of other unanticipated events, make it difficult for us, our media partners, advertisers and agencies to accurately forecast and plan future business activities and could cause a reduction or delay, or further reduction or delay, in overall advertising demand and spending. The occurrence of unforeseen events, like the COVID-19 pandemic, the Russia-Ukraine conflict conflicts and wars, and other macroeconomic factors that affect advertising demand may have a disproportionate impact on our revenues and profitability in certain periods and could adversely affect our business, results of operations, and financial condition.

***We maintain operating cash accounts at SVB, and as a result of SVB's closure, our ability to collect payments from our customers has been impacted and will continue to be impacted in the near-term if we are unable to establish alternate operating accounts in a timely manner. We have a revolving credit facility with SVB, and SVB is also the counterparty to our forward foreign currency hedge contracts, both of which have been impacted by SVB's closure and may need to be replaced.***

We maintain operating cash accounts at SVB, and as a result of SVB's closure, our ability to collect payments from our customers has been impacted and will continue to be impacted in the near-term. We are in the process of establishing an alternate operating account to which our customers can remit payments; however, if we are unable to establish an alternate account in the near-term, our cash flow may be negatively impacted, including with respect to the impact of timing of collections and disbursements on our first quarter 2023 results, as well as any difficulty we may encounter in collecting unremitted past payments or any impact of the delay on our customers' ability to make such payments.

We also have a revolving credit facility with SVB, which has not been drawn and under which no amounts are outstanding. While we are currently unable to make borrowings under the credit facility, we do not foresee any near-term needs to draw upon this facility. See our risk factor below in this Item 1A under "Our credit facility with SVB is currently not available for funding and may not be available for funding in the future. If our credit facility remains in effect, which remains uncertain, and we are able at any point to draw down on it, the terms of our facility subject us to operating restrictions and financial covenants that impose risk of default and may restrict our business and financing activities" and our liquidity discussion below in the MD&A.

SVB is also the counterparty to our forward foreign currency hedge contracts, and we do not anticipate that SVB will perform on these obligations. We expect minimal exposure as a result of non-performance and plan to seek a new hedging program with one or more financial institutions in the near-term.

***In order to meet our growth objectives, we will need to continue to innovate, seek to have advertisers and media partners adopt our expanding solutions, and extend our reach into evolving digital media platforms. If we fail to grow, or fail to manage our growth effectively, the quality of our platform and solutions may suffer, and our business, results of operations, and financial condition may be adversely affected.***

Our growth plans depend upon our ability to innovate, attract advertisers and digital media owners to our solutions to buy and sell new inventory, and expand the use of our solutions by advertisers and media partners utilizing other digital media platforms and video. Our business model may not translate well into emerging forms of advertising due to market resistance or other factors, such as evolving regulatory restrictions, and we may not be able to innovate successfully enough to compete effectively.

The advertising technology market is dynamic, and our success depends upon our ability to develop innovative new technologies and solutions for the evolving needs of sellers of digital advertising, including websites, applications and other media partners, and buyers of digital advertising. We also need to grow significantly to develop the market reach and scale necessary to compete effectively with large competitors. This growth depends to a significant degree upon the quality of our strategic vision and planning. The advertising market is evolving rapidly, and if we make strategic errors, there is a significant risk that we will lose our competitive position and be unable to achieve our objectives. The growth we are pursuing may itself strain the organization, harming our ability to continue that growth, and to maintain the quality of our operations. If we are not able to innovate and grow successfully, our business, results of operations, financial condition and the value of our company may be adversely affected.

#### [Table of Contents](#)

***Growth in our business may place demands on our infrastructure and our operational, managerial, administrative, and financial resources.***

Our success will depend on our ability to manage growth effectively. Among other things, this will require us at various times to:

- strategically invest in the development and enhancement of our platform and data center infrastructure;
- manage multiple relationships with various media partners, advertisers, and other third parties;
- extend our operating, administrative, legal, financial, and accounting systems and controls;
- increase coordination among our engineering, product, operations, go-to-market and other support organizations; and
- recruit, hire, train, and retain **experienced** personnel.

If we do not manage growth well, the efficacy and performance of our platform may suffer, which may harm our reputation and reduce demand for our platform and solutions. Failure to manage growth effectively may have an adverse effect on our business, results of operations, and financial condition.

***Our sales and marketing efforts may require significant investments and, in certain cases, involve long sales cycles, and may not yield the results we seek. Even if our sales and marketing efforts are successful, there can be no assurance that our media partners will be able to generate sufficient traffic.***

Our sales and marketing teams educate prospective media partners and advertisers about the use, technical capabilities, and benefits of our platform. Our sales cycle (with both media partners as well as with certain advertisers and agencies) can take

#### [Table of Contents](#)

significant time from initial contact to contract execution and implementation. We may not succeed in attracting new media partners despite our significant investment in business development and sales and marketing, and it is complex to predict the extent of the revenue that will be generated with a media partner. We may not succeed in expanding relationships with existing media partners and advertisers, despite our significant investment in sales, account management, marketing, and research and development and it is difficult to predict when additional products will generate revenue through our platform, and the extent of that revenue. Programmatic partners tend to have a **longer long** sales cycle with distinct technical and integration requirements, as well as a separate ongoing partner management process. If we are unsuccessful in our sales and marketing efforts, our results of operations and prospects will be adversely affected.

Even if our sales and marketing efforts are successful, there can be no assurance that the properties of our media partners will be able to generate sufficient user interest, traffic or engagement. The ability of our media partners to maintain or grow their digital properties is often outside of our control, **may be significantly impacted by broader media consumption trends**, and may result in stagnant or declining ad inventory availability, which could negatively impact our results of operations and prospects.

***Our research and development efforts may not meet the demands of a rapidly evolving technology market resulting in a loss of customers, revenue, and/or market share.***

We expect to continue to dedicate **significant considerable** financial and other resources to our research and development efforts in order to maintain or improve our competitive position. However, investing in research and development personnel, developing new solutions and enhancing existing solutions is expensive and time consuming. Our research and development activities may be directed at maintaining or increasing the performance of our recommendations, developing tools that improve productivity or efficiency, or introducing new solutions. However, there is no assurance that such activities will result in significant new marketable solutions, enhancements to our current solutions, design improvements, additional revenue or other expected benefits. Furthermore, there is no assurance that our efforts to promote new or enhanced solutions, like video solutions or new advertiser tools, will be successful. If we are unable to generate an adequate return on our investment with respect to our research and development efforts, our business, results of operations, and financial condition may be adversely affected.

***The digital advertising industry is intensely competitive, and if we do not effectively compete against current and future competitors, our business, results of operations, and financial condition could be adversely affected.***

The digital advertising ecosystem is competitive and complex. Some of our competitors have longer operating histories, greater name recognition, and greater financial, technical, sales, and marketing resources than we have. In addition, some competitors may have greater flexibility than we do to compete aggressively on the basis of their scale, price and



other contract terms, or to compete with us by including in their product offerings services that we may not provide. The market is fragmented and we also face competition from many smaller companies, many of which may be willing to offer their services on prices or terms that are not profitable for us. Some competitors are able or willing to agree to contract terms that expose them to risks and in order to compete effectively we might need to accommodate similar risks that could be difficult to manage or insure against.

#### [Table of Contents](#)

Media **partners owners** are investing in capabilities that enable them to connect more effectively and directly with **advertisers, advertisers, or to partner with fewer vendors**. Our business may suffer to the extent that **our** media partners and advertisers sell and purchase advertising inventory directly from one another or through intermediaries other than us, reducing the amount of advertising spend on our platform. If we are unable to compete effectively for media **partners' owners'** inventory and/or advertisers' advertising spend, we may experience less demand, which could adversely affect our business, results of operations, and financial condition.

There has also been rapid evolution and consolidation in digital advertising, and we expect these trends to continue, thereby increasing the capabilities and competitive positioning of larger companies, particularly those that are already dominant. There is a finite number of large digital media owners and advertisers in our target markets, and any consolidation of media partners or advertisers may give the resulting enterprises greater bargaining power or result in the loss of media partners and advertisers that use our platform, reducing our potential base of media partners and advertisers, each of which would potentially erode our revenue.

With the introduction of new technologies and the influx of new entrants to the market, we expect competition to persist and intensify in the future, which could harm our ability to increase sales and maintain our profitability. In addition, we and our media partners compete indirectly for user engagement with larger search and social media companies, such as Meta **Platforms, Inc. (formerly Facebook)**, Google, **Inc.**, LinkedIn, **Corp. X (formerly Twitter Inc)** and **Twitter Inc. TikTok**. We also broadly compete for advertiser budgets with other forms of traditional and online marketing, including keyword advertising, social media marketing and display advertising.

#### [Table of Contents](#)

In addition, large and established internet and technology companies may have the power to significantly change the very nature of digital advertising marketplaces in ways that could materially disadvantage us. Some of these companies could leverage their positions to make changes to their web browsers, mobile operating systems, platforms, exchanges, networks or other solutions or services that could be significantly harmful to our business and results of operations. Some of these companies also have significantly larger resources than we do, and in many cases have advantageous competitive positions in popular products and services such as Amazon Advertising, Google Search, YouTube, Chrome, Meta Platforms, and Apple Search Ads, which they can use to their advantage. Furthermore, our competitors have invested substantial resources in innovation, which could lead to technological advancements that change the competitive dynamics of our business in ways that we may not be able to predict.

Loss of existing or future market share to new competitors and advertisers allocating finite budgets to competitors could substantially harm our business, results of operations, and financial condition.

#### ***Loss of large media partners could have a significant impact on our revenue and results of operations.***

A significant portion of our recommendations are placed on web pages and mobile applications of a small number of our media partners. Certain partners may reduce or terminate their business with us at any time for any reason, including as a result of changes in their financial condition or other business circumstances, such as a change in strategy or model by which they monetize their **properties, properties**. Our largest media partner accounted for approximately 10% of our revenues in 2023 and 2022 and 11% of our revenues in **2022 and 2021, respectively**, and two of our largest media partners each accounted for approximately 10% of our revenues in **2020, 2021**. If a **large large** media partner, **reduces or terminates its relationship with us**, or if several small or medium-sized media partners, terminate their relationships with us **or reduce the amount of inventory we receive from them, whether based on their decisions or changes in the ecosystem**, we may not have access to sufficient media partners to satisfy demand from advertisers resulting in lower revenues. In addition, losing key media partners may lead advertisers to seek alternate advertising solutions, which could slow our growth. A media partner may terminate its relationship with us and enter into a relationship with a competitor, and to the extent that becomes a long-term relationship, reestablishing our relationship with that media partner may prove difficult. As discussed above, establishing relationships with media partners may involve long sales cycles. As a result, the loss of a significant media partner relationship or of several small or medium-sized media partner relationships could have a material adverse impact on our business, results of operations and financial condition.

#### ***Our revenue growth and future prospects will be adversely affected if we fail to expand our advertiser and agency relationships.***

Our revenue growth depends on our success in expanding and deepening our relationships with existing advertisers. Our growth strategy is premised in part on increasing spend from existing advertisers. In order to do so, we must be able to demonstrate better results for our advertisers with increased user engagement and ROAS, among other things. We do not have long-term commitments from our advertisers. We **also** seek to increase the number of advertisers and to reach new **advertisers, advertisers, both directly and through their media agencies**. Attracting new advertisers and expanding existing relationships with our advertisers requires substantial effort and expense. In particular, large advertisers with well-established brands may require us to spend significant time educating them about our platform and solutions. It may be difficult and time consuming to identify, sell and market to potential advertisers who already allocate their budgets to large competitors and who expect to see a similar return on investment before diversifying or allocating a portion of their advertising budgets to us.

As **new advertisers spend in our network or as advertisers allocate greater budgets to our platform, our credit loss exposure may increase over time and may exceed reserves for such contingencies**. As we expand the application of our solutions, we increasingly depend on media agencies **to who** assist advertisers in planning and purchasing advertising for brand marketing objectives, such as preference shift and brand awareness. **We typically experience slow payment cycles by advertising Media agencies as is common may require platforms like ours to be added to preferred partners programs, connect to designated intermediaries or make various commitments. It may be difficult, costly or time-consuming to meet media agency requirements and may not result in our industry, and in some instances, if the advertiser does not pay the agency, the agency is not liable to us, and we must seek payment solely from the advertiser. revenue growth**. If we are unsuccessful in developing new advertiser and agency relationships and maintaining and expanding our existing relationships, our results of operations and prospects will be adversely affected.

#### ***We are subject to payment-related risks that may adversely affect our business, working capital, financial condition and results of operations.***



Our business has been and may be further impacted by the ability or willingness of our advertisers to pay for their use of our platform. New advertisers spending on our platform, or existing advertisers allocating greater budgets to our platform, has resulted in an increase in our credit loss exposure. We may be involved in disputes with our advertisers, and in the case of agencies, their advertisers, over the operation of our platform, the terms of our agreements or our billings for purchases made by them through our platform. If we are unable to resolve disputes with our clients or our advertisers are experiencing financial hardship, it is less likely that we will be able to collect payment, and we may lose clients or clients may decrease their use of our platform and our financial performance and growth may be adversely affected. Even if we are not paid by advertisers on time or at all, we may still be obligated to pay our media partners, and as a consequence, our business, financial condition and results of operations could be adversely impacted.

#### [Table of Contents](#)

We have had clients who have declared bankruptcy or gone out of business without remitting full payment to us, and we have incurred write-offs for credit losses as a result of the failure of our advertisers to make payments to us in a timely manner or at all. If we are unable to collect payment from advertisers or media agencies due to their inability to pay, refusal to pay or bankruptcy, we will incur further write-offs for credit losses, which could harm our results of operations. In the future, credit loss may exceed reserves for such contingencies and our credit loss exposure may increase over time. Any increase in write-offs for credit loss could harm our business, financial condition and results of operations.

We also regularly experience slow payment cycles by media agencies as is common in our industry. In terms of our payment obligations, typically, we are contractually required to pay our media partners within a negotiated period of time, regardless of whether our advertisers or agency clients pay us on time, or at all. While we attempt to negotiate long payment periods with our media partners and shorter periods from our advertisers and seek to enforce the payment terms currently in place with our clients, we are not always successful. As a result, we must manage timing issues between our accounts payable and our accounts receivables. Our collections and payments cycle may increasingly consume working capital if we continue to be successful in growing our business. If we are unable to generate sufficient funds from operations or borrow on commercially acceptable terms or at all, our working capital availability could be reduced, and as a consequence, our financial condition and results of operations would be adversely impacted.

Many of our contracts with media agencies provide that if the advertiser does not pay the agency, the agency is not liable to us, and we must seek payment solely from the advertiser, a type of arrangement called sequential liability. Contracting with these agencies, which in some cases have or may develop higher-risk credit profiles, may subject us to greater credit risk than if we were to contract directly with advertisers. This credit risk may vary depending on the nature of an advertising agency's aggregated advertiser base.

***The failure of our recommendation engine to accurately predict user consumer engagement may adversely affect our business, results of operations, and financial condition.***

The success of our recommendation engine depends on the ability of our proprietary algorithms to predict the likelihood users will engage with our recommendations and on the quality of our data assets. We need to continuously deliver satisfactory results for users, media partners and advertisers in order to maintain revenue, which, in turn, depends in part on the optimal functioning of our platform and solutions. Therefore, a failure of our recommendation engine to accurately predict user engagement could negatively affect our results of operations and revenue.

***If the quality of our recommendations deteriorates, or if we fail to present interesting content to our users, consumers, we may experience a decline in user engagement, which could result in the loss of media partners.***

Our technology selects the recommendations that are what is displayed to users consumers on the online properties of our media partners. Our success depends on our ability to make valuable recommendations to organic experiences and ads, which, in turn, depends on the quality of recommendations in our index and our ability to predict engagement by an individual user consumer within a specific context. We believe that one of our key competitive advantages is our recommendation technology. AI prediction engine. Subject to our advertiser guidelines, we offer our media partners a degree of flexibility with respect to the type of recommendation that they believe will appeal to their audience based on the editorial tone of their properties. If the quality of our recommendations suffers, whether due to our actions or decisions made by our media partners, the types of advertisers interested in utilizing our platform, or we are otherwise unable to provide users with valuable and relevant recommendations, user engagement may decline or perceptions of our recommendations may be adversely impacted. If we experience a decline in users consumers or user their engagement, for example, because users consumers begin to ignore our platform or direct their attention to other elements on the online properties of our media partners, our media partners and advertisers may in turn not view our solutions as attractive, which could harm our business, results of operations, and financial condition.

***The content of advertisements could damage our reputation and brand, or harm our ability to expand our base of users, consumers, advertisers and media partners, and negatively impact our business, results of operations, and financial condition.***

Our reputation and brand may be negatively affected by ads that are deemed to be hostile, infringing, offensive or inappropriate by users consumers and media partners. From time to time, we make changes in our advertiser guidelines that can result in the inclusion or exclusion of certain types of ads. We cannot predict with certainty the impact that such changes might have on user engagement or perceptions of our recommendations. We have adopted policies regarding unacceptable advertisements and retain authority to remove ads that violate these policies; however, advertisers could nonetheless provide such content and occasionally circumvent our policies. If any of those ads lead to hostile, infringing, offensive or inappropriate content, our reputation could suffer by association. The safeguards we have in place may not be sufficient to avoid harm to our reputation and brand. This could adversely affect existing relationships with media partners and advertisers, as well as our ability to expand our user and media partner base, and harm our business, results of operations, and financial condition.

#### [Table of Contents](#)

***Conditions in Israel, could materially including the ongoing conflict between Israel and Hamas and other terrorist organizations, may adversely affect our business, operations and limit our ability to market, support and innovate on our products, which would lead to a decrease in revenues.***

Many Because a material part of our employees, including operations are conducted in Israel and certain members of our board of directors and management team, operate from our offices in Israel. In addition, a number as well as many of our officers employees and directors consultants, including employees of our service providers, are residents of Israel. Accordingly, located in Israel, our business and operations are directly affected by economic, political, economic geopolitical and military conditions in Israel. Since the establishment

of the State of Israel in 1948, a number of armed conflicts have occurred between Israel and its neighboring countries and terrorist organizations active in the surrounding region may directly affect our business region. These conflicts have involved missile strikes, hostile infiltrations and operations. In recent years, Israel has been engaged in sporadic armed conflicts with Hamas, an Islamist terrorist group that controls the Gaza Strip, with Hezbollah, an Islamist terrorist group that controls large portions of southern Lebanon, and with Iranian-backed military forces in Syria. In addition, Iran has threatened to attack Israel and may be developing nuclear weapons. Some of these hostilities were accompanied by missiles being fired from the Gaza Strip, Lebanon and Syria terrorism against civilian targets in various parts of Israel, including areas in which our employees are located, which have negatively affected business conditions in Israel. Any

In October 2023, Hamas terrorists infiltrated Israel's southern border from the Gaza Strip and conducted a series of attacks on civilian and military targets. Hamas also launched extensive rocket attacks on the Israeli population, industrial centers located along Israel's border with the Gaza Strip and in other areas within the State of Israel. These attacks resulted in extensive deaths, injuries and kidnapping of civilians and soldiers. Following the attack, Israel's security cabinet declared war against Hamas and a military campaign against these terrorist organizations commenced in parallel to their continued rocket and terror attacks.

In connection with the Israeli security cabinet's declaration of war against Hamas and possible hostilities involving with other organizations, several hundred thousand Israeli military reservists were drafted to perform immediate military service. Certain of our employees in Israel, in addition to employees of our service providers located in Israel, have been called, and additional employees may be called, for service in the current or the interruption future wars or curtailment other armed conflicts, and such persons may be absent for an extended period of trade between Israel time. As a result, our operations may be disrupted by such absences, which may materially and its trading partners could adversely affect our operations, business and results of operations.

The intensity and duration of Israel's current war against Hamas and other terror organizations, as well as additional potential crises involving hostile countries, such as Iran, are difficult to predict, as are the economic implications on the Company's business and operations and financial condition on Israel's economy in general. These events may be intertwined with wider macroeconomic indications of a deterioration of Israel's economic standing, including the downgrading of Israel's credit rating by rating agencies, which may have a material adverse effect on the Company and its ability to effectively conduct its operations.

Furthermore, following the Hamas and Hezbollah attacks on Israel, the Houthi movement, which controls parts of Yemen, launched several attacks on marine vessels traversing the Red Sea, which were thought either to be in route toward Israel or to be owned by Israeli persons. The Red Sea is a vital maritime route for international trade traveling to or from Israel, and in response to the Houthi movement's attacks, coalition forces led by the United States and United Kingdom have targeted sites in Yemen.

The hostilities with Hamas, Hezbollah and other organizations and countries have included and may include terror, missile and drone attacks. In the event that Israel's communications infrastructure or other public utilities are damaged as a result of hostile actions, or hostilities otherwise disrupt our ongoing operations, our ability to deliver and/or service our products in a timely manner to meet our customer expectations could be materially and adversely affected.

We also do business with advertisers and media partners located in Israel. The conditions described above may impact advertising demand and the extent of monetization on media partners in Israel. A portion of our business (less than 5% of our revenues) is from advertisers in Israel displaying ads on media partner inventory in Israel which has been impacted by the above events.

Our commercial insurance does not cover losses that may occur as a result of events associated with war and terrorism. Although the Israeli government currently covers the reinstatement value of property damage and certain direct and indirect damages that are caused by terrorist attacks or acts of war, such coverage would likely be limited, may not be applicable to our business (either due to the geographic location of our offices or the type of business that we operate) and may not reinstate our loss of revenue or economic losses more generally. Furthermore, we cannot assure you that this such government coverage will be maintained or that it will sufficiently cover our potential damages. Any losses or damages incurred by us could have a material adverse effect on our business. Any armed conflicts

Further, in the past, the State of Israel and Israeli companies have been subjected to economic boycotts. Campaigns of boycotts, divestment and sanctions undertaken against Israel, could adversely impact our business. In addition, some countries around the world restrict doing business with Israel and Israeli companies, and additional countries may impose restrictions on doing business with Israel and Israeli companies if hostilities in Israel or political instability in the region would likely negatively affect business conditions continue or increase. There have also been increased efforts by countries, activists and could harm our results organizations to cause companies and consumers to boycott Israeli goods and services. In January 2024, the International Court of operations. Justice ("ICJ"), issued an interim ruling in a case filed by South Africa against Israel in December 2023, making allegations of genocide amid the war in Gaza, and ordered Israel, among other

#### [Table of Contents](#)

things, to take measures to prevent genocidal acts, prevent and punish incitement to genocide, and take steps to provide basic services and humanitarian aid to civilians in Gaza. There are concerns that companies and businesses will terminate, and may have already terminated, certain commercial relationships with Israeli companies following the ICJ decision. The foregoing efforts by countries, activists and organizations, particularly if they become more widespread, as well as the ICJ rulings and future rulings and orders of other tribunals against Israel (if handed), may materially and adversely impact our ability to sell and provide our products and services outside of Israel.

Finally, political conditions within Israel may affect our operations. Israel has held five general elections between 2019 and 2022, and prior to October 2023, the Israeli government is currently pursuing pursued extensive changes to Israel's judicial system, system, which sparked extensive political debate and unrest. In response to the foregoing developments, such initiative, many individuals, organizations and institutions, both within and outside of Israel, have voiced concerns that the proposed changes may negatively impact the business environment in Israel including due to reluctance of foreign investors to invest or transact business in Israel, as well as to increased currency fluctuations, downgrades in credit rating, ratings, increased interest rates, increased volatility in security markets, and other changes in macroeconomic conditions. Such proposed To date, these initiatives have been substantially put on hold. If such changes may also adversely affect to Israel's judicial system are again pursued by the labor market in Israel or lead to political instability or civil unrest. To government and approved by the extent that any of these negative developments do occur, they parliament, this may have an adverse effect on our business, our results of operations, and financial condition.

Further, in the past, the State our ability to raise additional funds, if deemed necessary by our management and board of Israel and Israeli companies have been subjected to economic boycotts. Several countries still restrict business with the State of Israel and with Israeli companies. These restrictive laws and policies may have an adverse impact on the expansion of our business, financial condition and/or our results of operations. In addition, a campaign of boycotts, divestment and sanctions has been undertaken against Israel, which could also adversely impact our business.

Also, many Israeli citizens are obligated to perform several days, and in some cases more, of annual military reserve duty each year until they reach the age of 40 (or older, for reservists who are military officers or who have certain occupations) and, in the event of a military conflict, may be called to active duty. In response to increases in terrorist activity, there have been periods of significant call-ups of military reservists. It is possible that there will be military reserve duty call-ups in the future. Our operations could be disrupted by such call-ups, particularly if such call-ups include the call-up of members of our management. Such disruption could materially adversely affect our business, financial condition and results of operations. **directors.**

**Our current business model depends on media **partners** **owners** maintaining open access digital properties, monetizing through advertising and attracting users to their digital properties, and could be impacted by continued pressure on the publishing industry.**

Our platform depends on users **being able** **continuing** to consume content **freely** on media **partners'** **owners'** digital properties. **Some** Media owners face challenges growing and maintaining their audiences a result of the proliferation of new and innovative content distribution methods such as social media platforms. The overall decline in media owner audiences limits available advertising inventory creating financial pressure on media owners who rely on advertising to operate their business. As a result of these evolving trends, we have seen and may continue to see media owners consolidating or ceasing to operate.

**In addition, some** media partners, typically those that participate in both print and digital publishing, charge their users a subscription fee for online access by implementing a paywall. Our business may be negatively impacted by media partners shifting from open access to paywalls or generating less user interest because it may decrease our access to **users** **consumers** and advertising inventory.

If media partners **consolidate, cease to operate, or** shift their revenue models **to a subscription-based service, they may decrease their reliance on other forms of revenue generation, including our recommendations and ads, which from advertising, this** could negatively affect our business, results of operations, and financial condition. **To the extent we have long-term commitments with our media partners, and they are adversely impacted by the evolving media owner landscape, we may not be able to recoup our investment in our media partners.**

**Our results of operations may fluctuate significantly from period to period and may not meet our expectations or those of securities analysts and investors.**

Our results of operations have fluctuated in the past, and future results of operations are likely to fluctuate as well. In addition, because our business continues to evolve, you should not place undue reliance on our historical results of operations in assessing our future prospects. Factors that can cause our results of operations to fluctuate include:

- changes in demand and competition for ad inventory sold on our platform;
- changes in our access to valuable ad inventory of media partners;
- the addition or loss of media partners on our platform, and/or loss of ad inventory from a media partner;
- costs associated with adding or attempting to retain media partners;
- the continuation or worsening of unfavorable economic or business conditions or downturns or instability in financial markets;
- seasonality of our business;
- changes in consumer usage of devices and channels to access media and digital content;
- changes in the structure of the buying and selling of digital ad inventory;

#### [Table of Contents](#)

- changes in the pricing policies of media partners and competitors;
- changes in third-party service costs;
- changes and uncertainty in our legislative, regulatory, and industry environment, particularly in the areas of data protection and consumer privacy;
- introduction of new technologies or solutions;
- unilateral actions taken by demand side platforms, agencies, advertisers, media partners, and supply side platforms;

#### [Table of Contents](#)

- changes in our capital expenditures as we acquire hardware, technologies, and other assets for our business; and
- changes to the cost of retaining and adding highly specialized personnel.

Any one or more of the factors above may result in significant fluctuations in our results of operations.

**Our profitability has been and may continue to be adversely impacted, or may fluctuate on a quarterly basis, due to guarantees that we have provided to some of our media partners.**

In order to secure favorable terms, such as exclusivity and longer-term agreements, we may offer media partners contracts with guaranteed minimum rates of payments. These guarantees require us to pay **the our** media **owner** **partner** for the ad impressions we receive, regardless of whether the consumer engages with the ad or we are paid by the advertiser. If the level of **user** **consumer** engagement on a media partner property or overall advertiser demand falls, the payments to our media partners with guaranteed minimum

rates of payment may adversely impact our Ex-TAC Gross Profit and our margins. This includes the possibility of paying a media partner an amount in excess of the revenue that we generated from ads served on that media partner property. The revenue from ads served on a media partner property or overall advertiser demand could drop for reasons outside of our control. It is also possible that we will agree to a rate of payment that is more difficult to profitably recoup than we originally believed. In addition, many of our contracts that contain guarantee arrangements set a single rate of payment and do not account for seasonal revenue fluctuations. As a result, our gross profit margins may fluctuate with the seasonality of the business. Additionally, these guarantees may adversely impact our traffic acquisition costs in absolute dollar terms and as a percentage of revenue, as well as overall profitability. The provision of guaranteed minimum rates to additional media partners or to existing media partners upon contract renewal, or the provision of such guarantees in contracts that contemplate a large number of page views, such as some of the contracts we have entered into with large media partners, may increase the risk that our gross profit and/or margins may be adversely impacted for the reasons we describe above.

***Seasonal fluctuations in advertising activity and large cyclical events could have a material impact on our revenue, cash flow and operating results.***

Our revenue, cash flow, operating results and other key operating and performance metrics may vary from quarter to quarter due to the seasonal nature of our advertisers' spending. For example, advertisers tend to devote more of their advertising budgets to the fourth calendar quarter to coincide with user holiday spending. Moreover, advertising inventory in the fourth quarter may be more expensive due to increased demand. Other large cyclical events that attract advertisers, such as elections, the Olympics and other sporting events, the Oscars, or other large entertainment events, also could cause our revenue to increase during certain periods and decrease in other periods.

***If currency exchange rates fluctuate substantially in the future, our results of operations, which are reported in U.S. dollars, could be adversely affected.***

We are exposed to the effects of fluctuations in currency exchange rates. A significant percentage of our international revenue is from advertisers who pay us in currencies other than the U.S. dollar. We also incur operating expenses in local currencies, including with respect to employee compensation, at our offices outside of the United States and, most significantly, in Israel, the United Kingdom and Euro-based countries where we operate. Fluctuations in the exchange rates between the U.S. dollar and those other currencies could result in the U.S. dollar equivalent of such foreign-denominated revenue being lower than would be the case if exchange rates were stable and the U.S. dollar equivalent of such expenses being higher. This could have a negative impact on our reported operating results. We evaluate periodically the various currencies to which we are exposed and take hedging measures to reduce the potential adverse impact from the appreciation or the depreciation of our non-U.S.-dollar-denominated operations, as appropriate. Any such strategies, such as forward contracts, options and foreign exchange swaps related to transaction exposures that we may implement to mitigate this risk may not fully eliminate our exposure to foreign exchange fluctuations, including our forward foreign currency hedge contracts with SVB, under which we do not anticipate that SVB will perform its obligations, fluctuations.

[Table of Contents](#)

***Our business depends on our ability to collect, use and disclose data to deliver advertisements. Any limitation imposed on our collection, use or disclosure of this data could significantly diminish the value of our solution.***

We use "cookies," or small text files placed on consumer devices when an Internet browser is used, as well as mobile device identifiers, to gather data that enables our platform to be more effective. We collect this data through various means, including code that media partners and advertisers implement on their pages, software development kits installed in mobile applications, our own cookies, and other tracking technologies. Our advertisers, directly or through third-party data providers, may choose to further target their campaigns within our platform.

[Table of Contents](#)

The data we collect improves our algorithms and helps us deliver relevant recommendations with greater user consumer engagement. Our ability to collect and use data is critical to the value of our platform. Without cookies, mobile device IDs, and other tracking technology data, our recommendations would be informed by less information about user interests and advertisers may have less visibility into their return on ad spend. If our ability to use cookies, mobile device IDs or other tracking technologies is limited, we may be required to develop or obtain additional applications and technologies to compensate for the lack of cookies, mobile device IDs and other tracking technology data, which could be time consuming or costly to develop, less effective, and subject to additional regulation. As described in more detail below in this Item 1A under "User growth and engagement depends upon effective interoperability with devices, platforms and standards set by third parties that we do not control," prominent technology companies also have discontinued, or announced intentions to discontinue, the use of certain cookies, and to develop alternative methods and mechanisms for tracking users.

Additionally, we are subject to laws and regulations related to data privacy, data protection, information security, and consumer protection across different markets where we conduct our business, which could potentially impact our ability to collect, use, and disclose data as described in this Item 1A under "We are subject to laws and regulations related to online privacy, data protection, and information security, and consumer protection across different markets where we conduct our business, including in the United States and Europe. Such laws, regulations, and industry requirements are constantly evolving and changing and could potentially impact data collection and data usage for advertising and recommendations. Our actual or perceived failure to comply with such obligations could have an adverse effect on our business, results of operations, and financial condition."

There are many technical challenges relating to our ability to collect, aggregate and associate the data, and we cannot assure you that we will be able to do so effectively, which would adversely affect our business, results of operations, and financial condition.

***User growth and engagement depends upon effective interoperability with devices, platforms and standards set by third parties that we do not control.***

Our recommendations advertisements are currently accessed through desktops, laptops and mobile devices, and are adaptable across many digital environments, including web pages, mobile applications, email and video players. In the future, our recommendations advertisements may be accessed through other new devices and media platforms. As a result, we depend on the interoperability of our solutions with popular devices, platforms and standards that we do not control. For example, because many users access our platform through mobile devices, we depend on the interoperability of our solutions with mobile devices and operating systems such as Android and iOS. Any changes in, or

restrictions imposed by, such devices, platforms or standards that impair the functionality of our current or proposed solutions, **limit what our media partners may or may not display, how they acquire audiences,** or give preferential treatment to competitive products or services could adversely affect usage of our platform.

Some users also download free or paid “ad blocking” software on their computers or mobile devices, not only for privacy reasons, but also to counteract the adverse effect advertisements can have on the user experience, including increased load times, data consumption, and screen overcrowding. If more users adopt these measures, our business, results of operations, and financial condition could be adversely affected. Many applications and other devices allow users to avoid receiving advertisements by paying for subscriptions or other downloads. Prominent media technology companies, including Google, are also limiting what advertisements may be rendered through their browsers in the name of user experience and load times. Ad-blocking technologies **could have an adverse effect on negatively impact** our business **results of operations, and financial condition if they reduce by reducing** the volume or effectiveness and value of advertising.

Prominent technology companies also have discontinued, or announced intentions to discontinue, the use of certain cookies, and to develop alternative methods and mechanisms for tracking users. The most commonly used Internet browsers allow users to modify their browser settings to block first-party cookies (placed directly by the media partner or website owner that the user intends to interact with) or third-party cookies, and some browsers block third-party cookies by default. For example, Apple already prohibits the use of third-party cookies and moved to “opt-in” privacy models with iOS requiring users to voluntarily choose (opt-in) to permit app developers to track them across applications and websites and therefore receive targeted ads. **In January 2020, Google has announced its intention to limit it will deprecate** the use of third-party cookies in its Chrome web browser by the end of 2023. **In February 2022, Google announced that its Android operating system will include privacy restrictions, similar to Apple's, that will prevent tracking across applications. 2024.** As a consequence of these **upcoming** changes, fewer of our cookies or media partners' cookies may be set in browsers or be accessible in mobile devices, which adversely affects our business.

#### [Table of Contents](#)

As companies replace cookies, it is possible that such companies may rely on proprietary algorithms or statistical methods to track users without cookies, or may utilize log-in credentials entered by users into other web properties owned by these companies, such as their email services, to track web usage, including usage across multiple devices. Alternatively, such companies may build different and potentially proprietary user tracking methods into their widely-used web browsers. **Although we believe we are well positioned to adapt and continue to provide key data insights to our media partners without cookies, this Any** transition could be more disruptive, slower, or more expensive than we currently anticipate, and could materially affect the accuracy of our recommendations and ads and thus our ability to serve our advertisers, adversely affecting our business, results of operations, and financial condition.

***If we fail to detect and prevent click fraud or other invalid engagements with the advertisements we serve, we could lose the confidence of our advertisers, which would cause our business to suffer and negatively impact our financial results.***

Our success relies on delivering measurable business value to our advertisers. We are exposed to the risk of fraudulent and otherwise invalid engagements that advertisers may perceive as undesirable. A major source of invalid engagements is click fraud in which a user, automated script or computer program intentionally engages with ads for reasons other than accessing the underlying content. If we are unable to detect and prevent such fraudulent or malicious activity, or other invalid engagements or if we choose to manage traffic quality in a way that advertisers find unsatisfactory, the affected advertisers may experience or perceive a reduced return on their investment in our platform, which could lead to dissatisfaction with our solutions, refusals to pay, refund demands or withdrawal of future business. This could damage our brand and lead to a financial loss or to a loss of advertisers which would adversely affect our business, results of operations, and financial condition.

***Our failure or the failure of third parties to protect our sites, networks and systems against security breaches, or otherwise to protect our confidential information or the confidential information of our partners, could damage our reputation and brand and substantially harm our business and operating results.***

We collect, maintain, transmit and store data about consumers, clients, employees, business partners and others, including personally identifiable information, as well as other confidential information. We also engage third parties that store, process and transmit these types of information on our behalf. We have experienced and expect to continue to experience actual and attempted cyberattacks. Our security measures, and those of our third-party service providers, might not detect or prevent all attempts to breach our systems including, denial-of-service attacks, viruses, malicious software, break-ins, phishing attacks, social engineering, security breaches, ransomware, credential stuffing attacks or other attacks and similar disruptions that may jeopardize the security of information stored in or transmitted by our websites, networks and systems or that we or such third parties otherwise maintain. We and such third parties might not anticipate or prevent all types of attacks, and because techniques used to obtain unauthorized access to or sabotage systems change frequently, attacks might not be known to us or our third-party service providers until after they are launched. In addition, security breaches can occur as a result of non-technical issues, including intentional or inadvertent breaches by our employees or by third parties. These risks may increase over time as the complexity and number of technical systems and applications we use also increases.

Breaches of our security measures or those of our third-party service providers or cyber security incidents could result in: unauthorized access to our applications, sites, networks and systems; unauthorized access to and misappropriation of data and customer information, including customers' personally identifiable information, or other confidential or proprietary information of ourselves or third parties; phishing scams and malware, ransomware and other malicious Internet-based activity; deletion or modification of content or the display of unauthorized content on our sites; interruption, disruption or malfunction of operations; costs relating to breach remediation, deployment of additional personnel and protection technologies, response to governmental investigations and media inquiries and coverage; engagement of third-party experts and consultants; litigation; regulatory action; and other potential liabilities. Any security breach or cyber incident, whether actual or perceived, which impacts us or one of our third-party service providers could significantly damage our reputation and brand, cause our business to suffer through, among other things, loss of, or failure to attract, media partners or advertisers and we could be required to expend significant capital and other resources to alleviate problems caused by such breaches.

In addition, some jurisdictions have enacted laws requiring companies to notify individuals of data security breaches involving certain types of personal data, and our agreements with certain partners may require us to notify them in the event of a security incident. These mandatory disclosures may lead to negative publicity and may cause our users, media partners or advertisers to lose confidence in the effectiveness of our data security measures. In the European Union and United Kingdom a data breach involving personal data will generally require notification of the relevant Supervisory Authority(ies) and, where the risk to individuals is high, notification of the affected individuals themselves. In the European Union and United Kingdom there is a possibility of significant fines being imposed in the event of a security breach.



Any security breach or cyber incident, which impacts us or one of our third-party service providers, or any failure on our part or on the part of such third parties to protect our sites, networks and systems or to protect our confidential information or the confidential information of others could damage our reputation and brand and substantially harm our business and operating results.

#### [Table of Contents](#)

***Our business depends on our ability to maintain and scale our technology platform. Real or perceived errors, disruptions or outages in our platform, including due to the possible cyberattacks discussed above or our failure to maintain adequate security and supporting infrastructure, could adversely affect our operating results and growth prospects.***

We depend upon the sustained and uninterrupted operation of our platform to generate recommendations, serve ads, manage our content index, continually improve and analyze our data assets and optimize performance in real time. If our platform cannot scale to meet demand, or if there are errors, bugs, or other performance failures, including any related to our third-party service providers, in our execution of any of these functions on our platform, then our business may be harmed. Undetected bugs, defects, errors and other performance failures may occur, especially when we are implementing new solutions or features. Despite testing by us, such performance failures in our platform may occur, which could result in negative publicity, damage to our brand and reputation, loss of or delay in market acceptance of our solutions, increased costs or loss of revenue, loss of competitive position or claims by advertisers or media partners for losses sustained by them.

We also face risks of disruptions of service from third-party interference with our platform. **Cyberattack** As discussed above, **cyberattack** techniques are constantly evolving and becoming increasingly diverse and sophisticated. **We have experienced and expect to continue to experience actual and attempted cyberattacks such as through phishing scams and malware, while ransomware and other malicious Internet-based activity continue to increase generally.** Our platform is designed with degradation features that enable us to turn off our **recommendations** **organic experiences** and ads without producing white space on the media partner's properties for the vast majority of our media partners. While we have robust systems in place to counter **breaches and attacks such as DoS (a technique used by hackers to take an Internet service offline by overloading its servers), breaches,** attacks have occurred and we cannot guarantee that future attacks may not have dire consequences, including impacting what may be displayed on the properties of our media partners and advertisers. Disruptions to our platform and our servers could interrupt our ability to provide our solutions and materially affect our reputation, relationships with media partners and advertisers, business and results of operations. There can be no assurance that any limitation of liability provisions in our contracts would be enforceable or adequate or would otherwise protect us from any such liabilities or damages with respect to any particular claim arising from a cyber incident. We also cannot be sure that our existing insurance coverage will continue to be available on acceptable terms, will be available in sufficient amounts to cover one or more large claims, or that insurers will not deny coverage as to any future claim. Moreover, anticipating cyberattacks or alleviating problems resulting from errors or disruptions in our platform could require significant resources, which would adversely impact our financial position, and results of operations.

***We use artificial intelligence in our business, and challenges with properly managing its use could result in reputational harm, competitive harm, and legal liability, and adversely affect our results of operations.***

#### [Table Our business relies on the incorporation of Contents](#)

machine learning and predictive AI solutions into our platform, offerings, services and features. Our competitors or other third parties may incorporate AI into their products more quickly or more successfully than us, which could impair our ability to compete effectively and adversely affect our results of operations. Additionally, if the content, analyses, or recommendations that AI applications assist in producing are or are alleged to be infringing, deficient, inaccurate, or biased, our business, financial condition, and results of operations may be adversely affected and we may be subject to the risk of litigation. We have also announced that we are experimenting with various generative AI capabilities with the goal of automating and significantly enhancing platform functionality, ad variety and overall engagement. Generative AI, however, also presents emerging ethical issues and if our use of AI becomes controversial, we may experience brand or reputational harm, competitive harm, or legal liability. The rapid evolution of AI, including government regulation of AI, may impede our ability to do business and will require significant resources to ensure compliance.

***Failures or loss of our infrastructure, including hardware and software, with respect to us and other service providers on which we rely, could adversely affect our business.***

We rely on owned and leased servers and other third-party hardware and infrastructure to support our operations. To support our business needs, we operate our own proprietary cloud infrastructure using third party data centers co-located in three geographically separate locations managed by three different vendors in the United States. In addition, we also serve recommendations from a public cloud based in Europe. We do not have control over the operations of these facilities or technology of our cloud and service providers, including any third-party vendors that collect, process and store personal data on our behalf. Our systems, servers and platforms and those of our service providers may be vulnerable to computer viruses, physical or electronic break-ins, sabotage, intentional acts of vandalism and other misconduct that our security measures or the security measures of these service providers may not detect. Individuals able to circumvent such security measures may disrupt our operations, damage our hardware and infrastructure, misappropriate confidential or proprietary information or otherwise impair our reputation and business. Additionally, to the extent that our cloud and other service providers experience security breaches that result in the unauthorized or improper use of confidential data, employee data or personal data, we may not be indemnified for losses resulting from such breaches. There can be no assurance that we or our third-party providers will be successful in preventing security breaches, including as a result of cyber attacks, or successfully mitigating their effects.

#### [Table of Contents](#)

Further, our servers and data centers are vulnerable to damage or interruption from fires, natural disasters, terrorist attacks, power loss, telecommunications failures or similar catastrophic events. If a data center goes offline, an alternate data center would take over our serving and data storage needs, but our service may be slowed or degraded as a result until full data center operations are restored. We cannot assure you that future outages may not have material adverse consequences to our business. Moreover, if for any reason our arrangement with one or more of the providers of the servers that we use is terminated, we could incur additional expenses in establishing new facilities and support.

***We depend on highly skilled personnel to grow and operate our business, and if we are unable to hire, retain and motivate our personnel, we may not be able to grow effectively.***

Our future success depends upon contributions from our employees, in particular our senior management team. We do not maintain key person life insurance for any employee. From time to time, there may be changes in our senior management team, and such changes may be disruptive to our business.

Our growth strategy also depends on our ability to expand and retain our organization with highly skilled personnel. Identifying, recruiting, training and integrating qualified individuals will require significant time, expense and attention. In addition to hiring new employees, we must continue to focus on retaining our best employees. Competition for highly skilled personnel in our industry is challenging across all our locations, particularly in New York City, where our headquarters are located, and in Israel and Slovenia, where we conduct the majority of our research and development activities. We may need to invest significant amounts of cash and equity and, therefore, may be impacted by our share performance, to attract and retain employees and we may not realize returns on these investments. If we are not able to effectively add and retain employees, our ability to achieve our strategic objectives could be adversely impacted, and our business could be harmed.

***Our corporate culture has contributed to our success, and if we cannot maintain it as a result of our hybrid work model or otherwise, we could lose the innovation, creativity, and teamwork fostered by our culture, and our business may be harmed.***

We believe our corporate culture has been a critical component of our success as we believe it fosters innovation, creativity, and teamwork across our business, helping to drive our success. We cannot ensure we can effectively maintain our corporate culture as we continue to grow and maintain the hybrid work model we established as a result of COVID-19. As we expand and change, in particular across multiple geographies, following acquisitions, in more remote environments or in a more remote environment, global talent centers, it may be difficult to preserve our corporate culture, which could reduce our ability to innovate, create, and operate effectively. Over time, factors such as expansion, dispersal and remote operations may also decrease the cohesiveness of our teams, which is critical to our corporate culture. The failure to preserve our culture could adversely affect our business, results of operations, and financial condition by negatively affecting our ability to attract, recruit, integrate and retain employees, continue to perform at current levels, and effectively execute our business strategy.

## [Table of Contents](#)

***Our credit facility with SVB is currently not available for funding and Utilizing labor in foreign countries may not be available for funding in the future. If our credit facility remains in effect, which remains uncertain, and we are able at any point to draw down on it, the terms of our facility subject us to additional risks, which could have an adverse effect on our business, operating restrictions results and financial covenants that impose risk of default condition.***

***We have attempted to control our operating expenses by utilizing lower cost labor in foreign countries, such as India, and may restrict our business and financing activities.***

On November 2, 2021, we entered into the Second Amended and Restated Loan and Security Agreement with SVB that provides a senior secured revolving credit facility may in the aggregate principal amount of up to \$75 million. On March 10, 2023, SVB was closed by the California regulators and the Federal Deposit Insurance Corporation ("FDIC") was appointed as receiver. As a result, we are currently unable to make borrowings under the credit facility, and it is uncertain whether SVB or any successor entity will be in a position to fund its commitments to us under the credit facility in the future.

In addition, in the event SVB or any successor entity is able to fund its commitments under the credit facility, any borrowings thereunder would be secured by substantially all future expand our reliance on off-shore labor. Countries outside of the assets of our parent entity and certain domestic subsidiary co-borrowers, including all accounts receivable and proceeds from sales of our intellectual property, and would United States may be subject to a negative pledge on relatively higher degrees of political and social instability and may lack the infrastructure to withstand political unrest, natural disasters, pandemics or other instability, which could interfere with work performed by these labor sources or could result in our intellectual property having to replace or reduce these labor sources. Moreover, we may have difficulty in favor successfully staffing, transitioning knowledge of SVB. The credit facility contains representations systems and warranties, including, without limitation, with respect controls, and managing our foreign operations, which could impact our business, financial condition or results of operations. Doing business outside of the U.S. also increases our risk exposure to collateral; accounts receivable; financials; litigation, indictment anti-corruption laws and compliance with laws; disclosure and no material adverse effect, each regulations such as the Foreign Corrupt Practices Act, any violation of which is a condition could expose us to funding. The credit facility also includes events of default and is also subject to certain significant financial and other covenants, including, without limitation, restrictions on liens, indebtedness, investments, fundamental changes, dispositions, restricted payments and prepayment of the 2.95% Convertible Senior Notes due 2026 and of junior indebtedness. The credit facility contains a financial covenant that requires, in the event that credit extensions under the facility equal penalties or exceed 85% of the available commitments under the facility or upon the occurrence of an event of default, the Company and its subsidiaries to maintain a minimum consolidated monthly fixed charge coverage ratio of 1.00. Any inability on our part to make the required representations and warranties (which would need to be revisited along with other terms and conditions if the facility were to remain in effect), including with respect to collateral, accounts receivable, financials, litigation, indictment and compliance with laws, disclosures and no material adverse effect, may limit our ability to borrow and/or the covenants may restrict our ability to finance our operations and to pursue our business activities and strategies under the credit facility, assuming for such purpose that such credit facility were to be available to us. Our ability to make these representations and warranties, and/or comply with these covenants may be affected by events beyond our control.

We are currently evaluating our options with respect to potential alternate credit facilities, and we cannot guarantee that we will be able to obtain such alternate financing on favorable terms or in the desired timeframe. Our ability to replace the existing facility may be limited due to various factors, including the status of our business, results of operations, financial position and prospects; global credit market conditions; and perceptions of our business or industry by sources of financing. In addition, if credit is available, lenders may seek more restrictive covenants and higher interest rates consent orders that may reduce curtail our borrowing capacity, increase our costs, and reduce our operating flexibility, business.

***We may engage in strategic transactions, which may not yield a positive financial outcome. Further, such activity may result in the company operating in businesses beyond its current core business with risk factors beyond those which are identified here.***

From time to time, we may evaluate potential mergers and acquisitions or investment opportunities. We have made a number of acquisitions in the past. Any transactions that we enter into could be material to our financial condition and results of operations. The process of integrating an acquired company, business or technology could create unforeseen



operating difficulties and expenditures. Acquisitions and investments carry with them a number of risks, including the following:

- diversion of management time and focus from operating our business;
- implementation or remediation of controls, procedures and policies of the acquired company;

[Table of Contents](#)

- integration of financial systems;
- coordination of product, engineering and selling and marketing functions;
- retention of employees from the acquired company;
- unforeseen liabilities;
- litigation or other claims arising in connection with the acquired company; and
- in the case of foreign acquisitions, the need to integrate operations across different cultures and languages and to address the particular economic, currency, political and regulatory risks associated with specific countries.

Our failure to address these or other risks encountered in connection with acquisitions could cause us to fail to realize the anticipated benefits of such acquisitions, resulting in unanticipated liabilities and harming our business, results of operations and financial condition.

[Table of Contents](#)

#### Risks Relating to Legal or Regulatory Matters

***Our business is subject to political and regulatory risks in the various markets in which we operate; compliance with differing and changing regulatory requirements poses compliance challenges.***

Our business is subject to regulation, which is rapidly evolving, and the business and regulatory environment in each of the international markets in which we operate may differ. For example, regulations relating to our business, including our employees, our arrangements with media partners and advertisers, stricter rules relating to content running through our network, and privacy related regulations affect how we conduct our business. The following are some of the political and regulatory risks and challenges we face across jurisdictions:

- greater difficulty in enforcing contracts;
- higher costs of doing business internationally, including costs incurred in establishing and maintaining office space and equipment for our international operations;
- risks associated with trade restrictions and foreign legal requirements, including any certification and localization of our platform that may be required in foreign countries;
- **organizing or similar activity by workers, local unions, work councils, or other labor organizations;**
- **our ability to respond to competitive developments and other market and technological dynamics, such as the emergence of generative AI;**
- greater risk of unexpected changes in regulatory practices, tariffs, and tax laws and treaties;
- compliance with anti-bribery laws, including, without limitation, compliance with the U.S. Foreign Corrupt Practices Act and the UK Bribery Act;
- compliance with data protection and privacy law regimes of various countries, especially as our business relates to consumer online privacy and interested-based advertising;
- heightened risk of unfair or corrupt business practices in certain geographies and of improper or fraudulent sales arrangements that may impact financial results and result in restatements of, or irregularities in, financial statements;
- the uncertainty of protection for intellectual property rights in some countries;
- general economic and political conditions in these foreign markets, including political and economic instability in some countries;
- the potential for heightened regulation relating to content curation or discovery as a result of concerns relating to the spread of disinformation through technology platforms; and
- double taxation of our international earnings and potentially adverse tax consequences due to changes in the tax laws of the United States or the foreign jurisdictions in which we operate.

[Table of Contents](#)

***We are subject to laws and regulations related to online privacy, data protection, information security, content and consumer protection across different markets where we conduct our business, including in the United States and Europe. Such laws, regulations, and industry requirements are constantly evolving and changing and could potentially impact data collection and data usage for advertising and recommendations. Our actual or perceived failure to comply with such obligations could have an adverse effect on our business, results of operations, and financial condition.***

We receive, store, and process data about or related to users in addition to our media partners, advertisers, services providers and employees. Our handling of this data is subject to a variety of federal, state, and foreign laws and regulations and is subject to regulation by various government authorities. Our data handling is also subject to contractual obligations and industry standards.

The U.S. federal and various state and foreign governments have adopted or proposed limitations on the collection, distribution, use, and storage of data relating to individuals, including the use of contact information and online identifiers, advertising and other communications with individuals and businesses. In the United States, various laws and regulations apply to the collection, processing, disclosure, and security of certain types of data. Additionally, the Federal Trade Commission and many state attorneys general are interpreting federal and state consumer protection laws as imposing standards for the online collection, use, dissemination, and security of data and issuing separate guidance in this area. If we fail to comply with any such laws or regulations, we may be subject to enforcement actions that may not only expose us to litigation, fines, and civil and/or criminal penalties, but also require us to change our business practices as well as have an adverse effect on our business, results of operations, and financial condition.

#### [Table of Contents](#)

The regulatory framework for online privacy issues worldwide is continuously evolving and is likely to receive global scrutiny for the foreseeable future. The occurrence of unanticipated events often rapidly drives the adoption of legislation or regulation affecting the use, collection, or other processing of data and manners in which we conduct our business. Restrictions could be placed upon the collection, management, aggregation, and use of information, which could result in a material increase in the cost of collecting or otherwise obtaining certain kinds of data and could limit the ways in which we may use or disclose information. In particular interest-based advertising, or the use of data to draw inferences about a user's interests and deliver relevant advertising to that user, and similar or related practices (sometimes referred to as interest-based advertising, behavioral advertising or personalized advertising), such as cross-device data collection and aggregation, steps taken to de-identify personal data, and to use and distribute the resulting data, including for purposes of personalization and the targeting of advertisements, have come under increasing scrutiny by legislative, regulatory, and self-regulatory bodies in the United States and abroad that focus on consumer protection or online privacy (and also by device manufacturers, media platforms and industry standards, as discussed above), privacy. Much of this scrutiny has focused on the use of cookies and other technologies to collect information about Internet users' online browsing activity on web browsers, mobile devices, and other devices, to associate such data with user or device identifiers or de-identified identities across devices and channels. Because as we rely upon large volumes of such data collected primarily through cookies and similar technologies, it is possible that these efforts legislative and technical changes may have a substantial impact on our ability to collect and use the data from of Internet users, and it users. It is essential that we monitor global privacy developments in this area domestically and globally, and engage in responsible privacy practices, including providing users with notice of the types of data we collect and how we use that data to provide our services, with which third parties that data is shared with, and complying with users' expressed privacy choices. services.

In the United States, the U.S. Congress and state legislatures, along with federal regulatory authorities have recently increased their attention on matters concerning the collection and use of consumer data. In the United States, non-sensitive consumer data generally may be used under current rules and regulations, subject to certain restrictions, so long as the person does not affirmatively "opt-out" of the collection or use of such data. If an "opt-in" model or other more restrictive regulations were to be widely adopted in the United States, less data would be available, and could adversely affect our business.

For example, California enacted legislation, the California Consumer Privacy Act, along with related regulations (together, the "CCPA"), which became effective in 2020 and was subsequently updated by the Consumer California Privacy Rights Act effective in 2023. ("CPRA"). The CCPA creates individual privacy rights for California residents and increases the privacy and security obligations of businesses handling personal data and the CPRA imposes additional data protection obligations including limitation on the use and processing of sensitive personal data. The CCPA is and CPRA are enforceable by the California Attorney General and there is also a private right of action relating to certain data security incidents. The CCPA generally requires covered businesses to, among other things, provide disclosures to California consumers and afford California consumers abilities to opt-out of the sharing of personal data between parties, a concept that is defined broadly, with behavioral advertising triggering such requirements under the CCPA. The CCPA and CPRA or subsequent guidance may require us to further modify our data processing practices and policies and to incur substantial costs and expenses in an effort to comply. Decreased availability and increased costs of information could adversely affect our ability to meet our advertisers' requirements and could have an adverse effect on our business, results of operations, and financial condition.

Other states across the country have been implementing similar privacy laws, such as Virginia, and Colorado, Connecticut and Utah. A Federal bill, the American Data Privacy and Protection Act, was introduced in 2022 and gained more political traction than previous attempts at federal regulation. Additional legislation, including potential Any disparity between federal and state laws may add additional complexity, including a variation in requirements, restrictions, and potential legal risk, and may require additional investment in resources to compliance programs, result in disjointed internal approaches to the collection and could use of data as a result of state-based differences or impact strategies and availability of previously useful data and could result in increased compliance costs and/or changes in business practices and policies. data.

In Europe, the General Data Protection Regulation (EU) 2016/679 ("GDPR") took effect on May 25, 2018 and applies to products and services that we provide in Europe, as well as the processing of personal data of European Economic Area ("EEA") residents, wherever that processing occurs. The GDPR includes operational requirements for companies that receive or process personal data of residents of the EEA that are different from those that were in place in the EEA prior to the GDPR. Failure to comply with GDPR, or its implementation in the United Kingdom through the Data Protection Act 2018 ("UK GDPR"), may result in significant penalties for non-compliance, ranging from €10 million to €20 million or 2% to 4% of an enterprise's global annual revenue, whichever is greater in the case of the GDPR or United Kingdom, the greater of £17.5 million or 4% of the total worldwide turnover in the preceding financial year or, in the case of the United Kingdom, GDPR, whichever is greater €20 million or 4% of an enterprise's global annual revenue. In addition to the foregoing, a breach of the GDPR or the UK GDPR could result in regulatory investigations, reputational damage, orders to cease/change our processing of our data, enforcement notices, and/or assessment notices (for a compulsory audit). We may also face civil claims including representative actions and other class

#### [Table of Contents](#)

action type litigation (where individuals have suffered harm), potentially amounting to significant compensation or damages liabilities, as well as associated costs, diversion of internal resources, and reputational harm.

## [Table of Contents](#)

There In addition, there is an increasing increased focus on the self-regulatory mechanisms created to further compliance requirements with respect to the digital advertising ecosystem, including criticism that these regulations. For example, the Internet Advertising Bureau ("IAB") Transparency & Consent Framework ("TCF") is has been criticized for being inherently incompatible with GDPR given the high velocity personal data trading. The Belgian Autorité de Protection des Données fined the IAB €250,000 in February 2022 because GDPR. As a result, loss of alleged breaches of GDPR. The IAB has appealed the decision, which has been referred to the Court of Justice of the European Union ("CJEU"), however, the Belgian regulator started enforcing the action plan with the IAB to implement changes to the TCF by July 2024. Our publishers will likely need to implement changes to their consent management platforms in order for Outbrain to continue personalizing recommendations. Further, in light of this decision, the industry may lose confidence in the TCF such mechanisms and further challenges to the TCF slow adoption rates create may undermine the viability of the TCF such that there is no industry standard for requesting and obtaining consent, all of which could negatively affect our business, results of operations, and financial condition. In addition, the UK Information Commissioner's Office ("ICO"), the Irish Data Protection Commission and the French Commission Nationale de l'Informatique l'Informatique et de Libertés ("CNIL") are investigating continue to investigate the ad tech industry and the use of cookies.

Further, in the European Union, current national laws that implement the ePrivacy Directive (2002/58/EC) will be replaced by an EU Regulation, known as the ePrivacy Regulation, which will significantly increase fines for non-compliance and impose burdensome requirements around placing cookies. While the text of the ePrivacy Regulation is still under development, the CJEU Fashion ID, Planet 49, and Wirtschaftsakademie cases are driving increased attention to cookies and tracking technologies and impacting compliance requirements across the ecosystem. As regulators start to enforce a strict approach beginning in Germany, where data protection authorities have initiated a probe into third-party regarding the use of cookies, there have been, and we expect further system changes, limitations on the effectiveness of our advertising activities, and attention of our technology personnel, compliance requirements, which may adversely affect our margins, increase costs, and subject us to additional liabilities.

Though GDPR intended to harmonize the privacy and data protection laws across the EEA, member state interpretations of the law continue to vary making compliance with an already detailed regulatory framework increasingly complex. For example, some countries in the EU, such as France and Germany, have adopted a strict approach to the dropping of any cookies without consent, even if cookies are used strictly for technical delivery and not for personalization. Countries in the EU or the UK may adopt similar interpretations regarding strictly technical cookies. Though Although we developed technical solutions to comply with such cookie limitations, evolving interpretations of required limitations may result in unintended consequences with respect to our operations, such as fraud identification or user experience.

Any failure to achieve required data protection standards may result in lawsuits, regulatory fines, or other actions or liability, all of which may harm our results of operations. It is possible that CCPA (and other U.S. privacy laws), GDPR, UK GDPR and the ePrivacy Regulation in Europe and related standards may be interpreted and applied in manners that are, or are asserted to be, inconsistent with our data management practices or the technological features of our solutions. The risk is further exacerbated because of the evolving interpretation solutions, and application of privacy and any failure to achieve required data protection laws, standards may result in lawsuits, regulatory fines, or other actions or liability, all of which may harm our results of operations.

In addition to government regulation, privacy advocacy and industry groups may propose new and different self-regulatory standards that either legally or contractually apply to us, our media partners or our advertisers, such as the IAB U.S. Global Privacy Platform and Multi-State Privacy Agreement. We are members of self-regulatory bodies that impose additional requirements related to the collection, use, and disclosure of consumer data, such as the right to opt out of the sharing or the sale of their personal information for interest-based advertising purposes. Under the requirements of these self-regulatory bodies, in addition to other compliance obligations, we are obligated to provide consumers with notice about our use of cookies and other technologies to collect consumer data, the use of such consumer data for certain purposes, and certain choices relating to the use of consumer data. Some of these self-regulatory bodies have the ability to discipline members or participants, which could result in fines, penalties, and/or public censure (which could in turn cause reputational harm). Additionally, some of these self-regulatory bodies might refer violations of their requirements to the Federal Trade Commission or other regulatory bodies. If we were to be found responsible for such a violation, it could adversely affect our reputation, as well as our business, our compliance with self-regulatory frameworks, results of operations, and financial condition.

In Europe, the Digital Services Act (EU) 2022/2065 ("DSA") entered into force on November 16, 2022 will be enforceable from February 2024 and applies to digital services that connect consumers to goods, services, or content in the EEA. We may meet the threshold of Although we have not been classified as a "very large online platforms" platform" under the DSA, and therefore must provide we may still be required to comply with the EU Commission provisions of the DSA or support our partners' compliance with an annual risk assessment exercise for our online activities, the provisions of the DSA. The DSA also imposes stricter obligations on curbing harmful or unlawful content, such as implementing tools to automatically monitor, detect and take down illegal online content; implementing a mechanism for Users users to easily flag content and to cooperate with "trusted flaggers" "trusted flaggers" (such as NGOs); reinforcing traceability of our customers; implementing a mechanism for the public and businesses to challenge content moderation decisions and seek redress; providing access to vetted researchers to the key data and provision of access to NGOs to public data; increased transparency on the algorithms used for recommending content to users; implementing risk-based controls to prevent the misuse of our tools and independent audits of our risk management systems; implementing mechanisms to adapt swiftly and efficiently in reaction to crises affecting public security or public health; preventing the use of targeted advertising with respect to children targeting and these of sensitive personal data for targeted advertising (e.g. health), data. Sanctions under the DSA include fines of up to 6% of global turnover in the event of non-compliance and can lead to a

## [Table of Contents](#)

ban on operating in the EU in case cases of repeated serious breaches. A similar piece of legislation, the Online Safety Bill, is currently being discussed in the UK. In addition to the foregoing, a breach of the DSA could result in regulatory investigations, reputational damage, orders to cease/change our services, enforcement notices, and/or assessment notices (for a compulsory audit). We may also face civil claims including representative actions and other class action type litigation (where individuals have suffered harm), potentially amounting to significant compensation or damages liabilities, as well as associated costs, diversion of internal resources, and reputational harm.

In some instances, addition, we may be required to indemnify media partners against such claims with respect to our advertisers, advertising content. Our advertisers may not have the ability to satisfy their indemnification obligations to us, in whole or in part, or at all, and pursuing any claims for indemnification may be costly or unsuccessful. As a result, we may be required to satisfy indemnification obligations to media partners, or claims against us, with our own assets.

## [Table of Contents](#)

***If media partners, advertisers, and data providers do not obtain necessary and requisite consents from consumers for us to process their personal data, we could be subject to fines and liability.***

Pursuant to GDPR, the UK GDPR and related ePrivacy laws, media partners and any downstream partners are required to obtain unambiguous consent from EEA data subjects to process their personal data, which the industry has addressed through the release and widespread adoption of the IAB TCF in April 2018 and subsequent 2.0 update in August 2020. TCF. Because we do not have direct relationships with users, we rely on media partners, advertisers, and data providers, as applicable, to implement notice or choice mechanisms required under applicable laws, and transmit notification of the consent (or no consent) of the user to us. Where applicable, we may only use user data to deliver interest-based advertisements where we have consent. If media partners, advertisers, or data providers do not follow the process (and in any event as the legal requirements in this area continue to evolve and develop), we could be subject to fines and liability. We may not have adequate insurance or contractual indemnity arrangements to protect us against any such claims and or losses.

***Rulings from Evolving legislation and mechanisms governing the Court transfer of Justice of the European Union invalidated the EU-U.S. Privacy Shield as a lawful means for transferring personal data from the EEA or the UK to the United States; this introduces introduce increased uncertainty and may require us to change our EEA/UK data practices and/or rely on an alternative legally sufficient compliance measure.***

The GDPR and the UK GDPR, generally prohibit the transfer of personal data of EEA/UK subjects outside of the EEA/UK, unless a lawful data transfer solution has been implemented or a data transfer derogation applies. On July 16, 2020, in a case known In 2023, the EU-U.S. Data Privacy Framework (DPF) was adopted as Schrems II, the CJEU ruled on replacement mechanism for transfer of EU data to the validity of two US after the 2020 invalidation of the primary data transfer solutions. The first method, EU-U.S. prior E.U.-U.S. Privacy Shield operated mechanism. The DPF is a voluntary certification program administered by the U.S. US Department of Commerce (the "Privacy Shield"), was declared invalid as a which requires companies to self-certify compliance with the DPF principles. Although we are certified under the DPF, this mechanism is already facing legal mechanism to transfer data from EEA/UK to the United States. As a result, despite the fact that we had certified our compliance scrutiny and challenges, similar to the Privacy Shield, we can no longer rely on this mechanism as a lawful means and its invalidation may impact our ability to transfer EEA/UK data to us in the United States. While the United States and the European Union are in discussions regarding a replacement to the Privacy Shield, the EU-U.S. Privacy Framework that could be approved by the EU Commission in 2023, we cannot predict if it will happen or if it does, what impact it will have on our business and industry.

The second mechanism, the UK and EEA Standard Contractual Clauses ("SCCs"), were upheld as a valid legal mechanism for transnational data transfer. However, the ruling requires that European organizations seeking to rely on the EU SCCs to export data out of the EEA ensure the data is protected to a standard that is "essentially equivalent" to that in the EEA including, where necessary, by taking "supplementary measures" to protect the data. Since the July 28, 2021 UK Adequacy Decision, we rely on such decision for the transfer of data from the EEA to the UK, and the UK SCCs transfers from the UK to the US, with supplementary measures as per the June 2021 European Data Protection Guidelines. Despite such decision, rulings in 2022 from the Austrian Datenschutzbehörde and the French Commission de l'Informatique et des Libertés (CNIL) stated that publishers using Google Analytics are breaching GDPR because the data is sent to the U.S. and Google does not have sufficient protective measures in place for such transfer. It remains unclear bring into question whether supplemental measures for the transfer of data outside of the UK and EEA will be deemed sufficient by media partners, regulatory bodies and courts. If such supplementary measures are found to be inadequate, this may adversely affect our business, results of operations and financial condition.

In the event that use of the DPF, the SCCs or relying on the UK adequacy decision are invalidated as a solution solutions for data transfers to the United States, U.S., or there are additional changes to the data protection regime in the EEA/UK resulting in any inability to transfer personal data from the EEA/UK to the United States U.S. in compliance with data protection laws, European media partners and advertisers may be more inclined to work with businesses that do not rely on such compliance mechanisms to ensure legal and regulatory compliance, such as EEA/UK-based companies or other competitors that do not need to transfer personal data to the United States U.S. in order to avoid the above-identified risks and legal issues. Such changes could cause us to incur penalties under GDPR or UK GDPR, could increase the cost and complexity of operating our business, or adversely impact our business, results of operations, and financial condition.

## [Table of Contents](#)

***If the security of the confidential information or personal data of our media partners and the users of our media partner properties stored in our systems is breached or otherwise subjected to unauthorized access, our reputation may be harmed and we may be exposed to liability.***

We believe that we take reasonable steps to protect the security, integrity and confidentiality of the information we collect and store, but there is no guarantee that inadvertent (e.g., software bugs or other technical malfunctions, employee error or malfeasance, or other factors) or unauthorized disclosure will not occur or that third parties will not gain unauthorized access to this information despite our efforts. Given that techniques used to obtain unauthorized access frequently evolve, we may be unable to anticipate these techniques or to implement adequate preventative measures. If our security measures are breached because of third-party action, employee error, malfeasance or otherwise, or if design flaws in our software are exposed and exploited, and, as a result, a third party obtains unauthorized access to any of our users' data, our relationships with our users may be damaged, and we could incur significant liability and reputational harm. In addition, some jurisdictions have enacted laws requiring companies to notify individuals of data security breaches involving certain types of personal data, and our agreements with certain partners require us to notify them in the event of a security incident. These mandatory disclosures regarding a security breach, sometimes lead to negative publicity and may cause our users, media partners or advertisers to lose confidence in the effectiveness of our data security measures. In the European Union/United Kingdom a data breach involving personal data will generally require notification of the relevant Supervisory Authority(ies) and, where the risk to individuals is high, notification of the affected individuals themselves. In the European Union/United Kingdom there is a possibility of significant fines being imposed in the event of a security breach. Any security breach or cyber incident, whether actual or perceived, may harm our reputation, and we could lose users or fail to acquire new users, media partners or advertisers, all of whom may, in addition, have claims against us as a result of such breach or incident. Users also may be able to bring a class action

against us. In addition, security breaches and cyber incidents of our media partners, advertisers, vendors or other third parties working with us could also have a negative impact on our reputation and operations.

**Any governmental investigations, legal proceedings, or claims against us could result in liability, harm our reputation and could be costly and time-consuming to defend.**

From time to time, we may be have been subject to litigation claims, whether arising in connection with employment, competition, or commercial matters, including certain terms in our commercial agreements. matters. We also may be exposed to potential claims brought by third parties against us, our media partners or our advertisers. Such claims may allege, for example, that our advertisers' recommendations (including the destination page reached) infringe the intellectual property or other rights of third parties, are false, deceptive, misleading or offensive, or that our advertisers' products are defective or harmful.

In addition, we may be involved in regulatory issues and government investigations, including, but not limited to, actions relating to competition law. For example, on April 29, 2021, we were notified that the Antitrust Division of the U.S. Department of Justice is conducting a criminal investigation into the hiring activities in our industry that includes us. We continue to cooperate with the Antitrust Division. While there can be no assurance regarding the ultimate resolution of this matter, we do not believe that our conduct violated applicable law.

Our reputation as a business with high standards of regulatory compliance depends in part on our media partners' and advertisers' adherence to laws and regulations of multiple jurisdictions concerning copyright, trademark and other intellectual property rights, unfair competition, privacy and data protection, and truth in advertising, and their use of our platform in ways consistent with users' expectations. In general, we require our media partners and advertisers to comply with all applicable laws, including all applicable intellectual property, content, privacy and data protection regulations. We rely on contractual representations from media partners and advertisers that they will comply with all such applicable laws. We make reasonable efforts to enforce contractual notice requirements, but, due to the nature of our business, we are unable to audit fully our media partners' and advertisers' compliance with our recommended disclosures or with applicable laws and regulations. If our media partners or advertisers were to breach their contractual or other requirements in this regard, or a court or governmental agency

#### [Table of Contents](#)

were to determine that we, our media partners and/or our advertisers failed to comply with any applicable law, then we may be subject to potentially adverse publicity, damages and related possible investigation, litigation or other regulatory activity. In addition, any perception that we, our media partners and/or our advertisers fail to comply with current or future regulations and industry practices may expose us to public criticism, collective redress actions, reputational harm or claims by regulators, which could disrupt our industry and/or operations and expose us to increased liability.

As a result of any of the above, we could become have been involved in litigation or governmental investigations, whether on our own, or involving or concerning our media partners or advertisers, including class action claims, and, or as third-parties required to comply with requests for information or subpoenas. As a result of such actions, we may become subject to significant liability, including claims for damages, financial penalties, and financial penalties. costs of compliance. Claims may be expensive to defend, divert management's attention from our business operations, and affect the cost and availability of insurance, even if we ultimately prevail. If any of this occurs, it may have a material adverse effect on our reputation, business operations, financial position, competitive position and prospects.

#### [Table of Contents](#)

**We may be unable to obtain, maintain and protect our intellectual property rights and proprietary information or prevent third parties from making unauthorized use of our intellectual property.**

Our intellectual property rights are important to our business. We rely on a combination of confidentiality clauses, trade secrets, copyrights, patents and trademarks to protect our intellectual property and know-how. However, the steps we take to protect our intellectual property may be inadequate. We will not be able to protect our intellectual property if we are unable to enforce our rights or if we do not detect unauthorized use of our intellectual property. Despite our precautions, it may be possible for unauthorized third parties, including our employees, consultants, service providers, media partners or advertisers, to copy our products and/or obtain and use information that we regard as proprietary to create solutions and services that compete with ours. We cannot assure you that the steps taken by us will prevent misappropriation of our trade secrets or technology or infringement of our intellectual property. In addition, the laws of some foreign countries where we operate do not protect our proprietary rights to as great an extent as the laws of the United States, and many foreign countries do not enforce these laws as diligently as government agencies and private parties in the United States.

Our policy is to enter into confidentiality and invention assignment agreements with our employees and consultants and enter into confidentiality agreements with the parties with whom we have strategic relationships and business alliances. No assurance can be given that these agreements will be effective in controlling access to our proprietary information and other intellectual property. Further, these agreements do not prevent our competitors from independently developing technologies that are substantially equivalent or superior to our solutions.

We may from time to time be subject to claims of prior use, opposition or similar proceedings with respect to applications for registrations of our intellectual property, including but not limited to our trademarks and patent applications. The process of seeking patent protection can be lengthy and expensive, and any of our pending or future patent or trademark applications, whether or not challenged, may not be issued with the scope of the claims we seek, if at all. We are unable to guarantee that patents or trademarks will issue from pending or future applications or that, if patents or trademarks issue, they will not be challenged, invalidated or circumvented, or that the rights granted under the patents will provide us with meaningful protection or any commercial advantage. We rely on our brand and trademarks to identify our solutions to our media partners and advertisers and to differentiate our solutions from those of our competitors. If we are unable to adequately protect our trademarks, third parties may use our brand names or trademarks similar to ours in a manner that may cause confusion to our users or confusion in the market, or dilute our brand names or trademarks, which could decrease the value of our brand.

From time to time, we may discover that third parties are infringing, misappropriating or otherwise violating our intellectual property rights. However, policing unauthorized use of our intellectual property and misappropriation of our technology is difficult and we may therefore not always be aware of such unauthorized use or misappropriation. Despite our efforts to protect our intellectual property rights, unauthorized third parties may attempt to use, copy or otherwise obtain and market or distribute our intellectual property rights or



technology or otherwise develop solutions with the same or similar functionality as our solutions. If competitors infringe, misappropriate or otherwise misuse our intellectual property rights and we are not adequately protected, or if such competitors are able to develop solutions with the same or similar functionality as ours without infringing our intellectual property, our competitive position and results of operations could be harmed and our legal costs could increase.

#### [Table of Contents](#)

***We may be subject to intellectual property rights claims by third parties, which are costly to defend and could require us to pay significant damages and could limit our ability to use technology or intellectual property.***

We operate in an industry with extensive intellectual property litigation. There is a risk that our business, platform, and services may infringe or be alleged to infringe the trademarks, copyrights, patents, and other intellectual property rights of third parties, including patents held by our competitors or by non-practicing entities. We may also face allegations that our employees have misappropriated or divulged the intellectual property of their former employers or other third parties. Regardless of whether claims that we are infringing patents or other intellectual property rights have any merit, the claims are time consuming, divert management attention and financial resources and are costly to evaluate and defend. Some of our competitors have substantially greater resources than we do and are able to sustain the cost of complex intellectual property litigation to a greater extent and for longer periods of time than we could. Results of these litigation matters are difficult to predict and may require us to stop offering some features, purchase licenses, which may not be available on favorable terms or at all, or modify our technology or our platform while we develop non-infringing substitutes, or incur significant settlement costs. Any of these events could adversely affect our business, results of operations, and financial condition.

#### [Table of Contents](#)

***Our platform relies on third-party open source software components. Failure to comply with the terms of the underlying open source software licenses could expose us to liabilities, and the combination of open source software with code that we develop could compromise the proprietary nature of our platform.***

Our platform utilizes software licensed to us by third-party authors under "open source" licenses and we expect to continue to utilize open source software in the future. The use of open source software may entail greater risks than the use of third-party commercial software, as open source licensors generally do not provide warranties or other contractual protections regarding infringement claims or the quality of the code. To the extent that our platform depends upon the successful operation of the open source software we use, any undetected errors or defects in this open source software could prevent the deployment or impair the functionality of our platform, delay new solutions introductions, result in a failure of our platform, and injure our reputation. For example, undetected errors or defects in open source software could render it vulnerable to breaches or security attacks, and, in conjunction, make our systems more vulnerable to data breaches. Furthermore, some open source licenses contain requirements that we make available source code for modifications or derivative works we create based upon the type of open source software we use. If we combine our proprietary software with open source software in a specific manner, we could, under some open source licenses, be required to release the source code of our proprietary software to the public. This would allow our competitors to create similar solutions with lower development effort and time and ultimately put us at a competitive disadvantage.

Although we monitor our use of open source software to avoid subjecting our platform to conditions we do not intend, we cannot assure you that our processes for controlling our use of open source software in our platform will be effective. If we are held to have breached the terms of an open source software license, we could be required to seek licenses from third parties to continue operating using our solution on terms that are not economically feasible, to re-engineer our solution or the supporting computational infrastructure to discontinue use of code, or to make generally available, in source code form, portions of our proprietary code.

***We are required to comply with international advertising regulations in connection with the distribution of advertising, including potential regulation or oversight of native advertising disclosure standards. Failure to comply could negatively impact us, our media partners and/or our advertisers, which could have an adverse effect on our business, results of operations, and financial condition.***

We are subject to complex and changing advertising regulations in many jurisdictions in which we operate, including regulatory and self-regulatory requirements to comply with native advertising regulations in connection with the advertising we distribute for our advertisers. For example, in the United States, the Federal Trade Commission requires that all online advertising meet certain principles, including the clear and conspicuous disclosure of advertisements. If we, or our advertisers, make mistakes in implementing this varied and evolving guidance, or our commitments with respect to these principles, we could be subject to negative publicity, government investigation, government or private litigation, or investigation by self-regulatory bodies or other accountability groups. Any such action against us could be costly and time-consuming and may require us to change our business practices, cause us to divert management's attention and our resources and be damaging to our reputation and our business. Moreover, additional or different disclosures may lead to a reduction in user engagement, which could have an adverse effect on our business, results of operations, and financial condition.

#### [Table of Contents](#)

***Environmental, social and governance ("ESG") risks could adversely affect the Company's reputation, business and performance and the trading price of its common stock.***

Companies are facing increasing scrutiny from investors, customers, regulators and other stakeholders related to their ESG practices and disclosure. The nature, scope and complexity of matters that we must assess and report are expanding due to growing mandatory and voluntary reporting relating to the environment, climate change, diversity and inclusion, workplace conduct and human capital management. Significant expenditures and commitment of time by management, employees and consultants are involved in developing, implementing and overseeing policies, practices, additional disclosures and internal controls related to ESG risk and performance. An inability to implement such policies, practices, and internal controls and maintain compliance with laws and regulations, or a perception among stakeholders that our ESG disclosures and sustainability goals are insufficient, or our goals are unattainable or are not an appropriate area of focus could harm our reputation and have an adverse impact on our business, financial condition or results of operations. Investors, investor advocacy groups and investment funds are also increasingly focused may focus on these practices, especially as they relate to the environment, climate change, diversity and inclusion, workplace conduct and human capital management. Failure to adapt to or comply with regulatory requirements, at the U.S.

federal or state level and internationally, or investor or stakeholder expectations and standards could negatively impact our reputation, our ability to do business with certain customers, vendors, suppliers or other third parties, and our stock price. Increased ESG-related compliance costs could result in increases to our overall operational costs which could impact our profitability. Any of the foregoing could have an adverse impact on our business, financial condition or results of operations.

#### [Table of Contents](#)

### Risks Related to Taxation

#### ***Our tax liabilities may be greater than anticipated.***

The U.S. and non-U.S. tax laws applicable to our business activities are subject to interpretation and are changing. We are subject to audit by the U.S. Internal Revenue Service and by taxing authorities of the state, local and foreign jurisdictions in which we operate. Our tax obligations are based in part on our corporate operating structure, including the manner in which we develop, value, use and hold our intellectual property, the jurisdictions in which we operate, how tax authorities assess revenue-based taxes such as sales and use taxes, the scope of our international operations, and the value we ascribe to our intercompany transactions. Taxing authorities may challenge, and have challenged, our tax positions and methodologies for valuing developed technology or intercompany arrangements, positions regarding the collection of sales and use taxes, and the jurisdictions in which we are subject to taxes, which could expose us to additional taxes. Any adverse outcomes of such challenges to our tax positions could result in additional taxes for prior periods, interest and penalties, as well as higher future taxes.

In addition, our future tax expense could increase as a result of changes in tax laws, regulations or accounting principles, or as a result of earning income in jurisdictions that have higher tax rates. For example, the European Commission has proposed, and various jurisdictions have enacted or are considering enacting laws that impose separate taxes on specified digital services, which may increase our tax obligations in such jurisdictions. Digital services or other similar taxes could, among other things, increase our tax expense, create significant administrative burdens for us, discourage potential customers from subscribing to our platform due to the incremental cost of any such sales or other related taxes, or otherwise have a negative effect on our financial condition and results of operations. In addition, the Organization for Economic Cooperation and Development is progressing on a Base Erosion and Profit Shifting Project that, if implemented, would change various aspects of the existing framework under which our tax obligations are determined in many of the countries in which we do business. More than 140 countries tentatively signed on to a framework that imposes a minimum tax rate of 15%, among other provisions, and the European Union has adopted a Council Directive which requires these provisions to be transposed into member states' national laws. As this framework is subject to further negotiation and implementation by each member country, the timing and ultimate impact of any such changes on our tax obligations are uncertain.

Moreover, the determination of our provision for income taxes and other tax liabilities requires significant estimates and judgment by management, and the tax treatment of certain transactions is uncertain. The income tax benefit/expense we record may vary significantly in future periods based on factors outside of our control, such as the uncertainty with respect to the current macroeconomic environment on our operations and our stock price. For example, in periods in which our stock price varies from the grant price of the share-based compensation vesting in that period, we will recognize excess tax benefits or shortfalls that will impact our effective tax rate.

Any changes, ambiguity, or uncertainty in taxing jurisdictions' administrative interpretations, decisions, policies and positions, including the position of taxing authorities with respect to revenue generated by reference to certain digital services, could also materially impact our income tax liabilities. Although we believe that our estimates and judgments are reasonable, the ultimate outcome of any particular issue may differ from the amounts previously recorded in our financial statements and any such occurrence could adversely affect our business, results of operations, and financial condition.

#### [Table of Contents](#)

#### ***Future events may impact our deferred tax asset position including deferred tax assets related to our utilization of net operating losses ("NOLs," each a "NOL") and U.S. deferred federal income taxes on undistributed earnings of international affiliates that are considered to be reinvested indefinitely.***

We evaluate our ability to utilize deferred tax assets and our need for valuation allowances based on available evidence. This process involves significant management judgment regarding assumptions that are subject to change from period to period based on changes in tax laws or variances between future projected operating performance and actual results. We are required to establish a valuation allowance for deferred tax assets if we determine, based on available evidence at the time the determination is made, that it is more likely than not that some portion or all of the deferred tax assets will not be utilized. In making this determination, we evaluate all positive and negative evidence as of the end of each reporting period. Future adjustments (either increases or decreases) to a deferred tax asset valuation allowance are determined based upon changes in the expected realization of the net deferred tax assets. The utilization of our deferred tax assets ultimately depends on the existence of sufficient taxable income in carry-forward periods under the applicable tax law. Due to significant estimates used to establish a valuation allowance and the potential for changes in facts and circumstances, it is possible that we will be required to record adjustments to a valuation allowance in future reporting periods. Changes to a valuation allowance or the amount of deferred taxes could have a materially adverse effect on our business, financial condition and results of operations. Further, while we have no current intention to do so in the foreseeable future, should we change our assertion regarding the permanent reinvestment of the undistributed earnings of certain of our foreign subsidiaries, a deferred tax liability may need to be established.

#### [Table of Contents](#)

The ability to fully utilize our NOL and tax credit carryforwards to offset future taxable income may be limited. Under Section 382 of the Internal Revenue Code of 1986, as amended, if a corporation undergoes an "ownership change," the corporation's ability to use its pre-change NOL carryforwards to offset its post-change income may be limited. In general, an "ownership change" will occur if there is a cumulative change in our ownership by 5% or greater stockholders that exceeds 50% over a rolling three-year period. Similar rules may apply under state tax laws. We may experience ownership changes in the future as a result of future transactions in our stock. As a result, if we earn net taxable income, our ability to use our pre-change NOL carryforwards or other pre-change tax attributes to offset United States federal and state taxable income may be subject to limitations. Any such limitations on the ability to use our NOL carryforwards and other tax assets could adversely impact our business, financial condition, and operating results.



## Risks Related to the Securities Markets and Ownership of Our Common Stock

***The trading price of the shares of our common stock is likely to be volatile, and purchasers of our common stock could incur substantial losses.***

Technology stocks historically have experienced high levels of volatility. The trading price of our common stock has fluctuated and may continue to do so. These fluctuations could cause you to incur substantial losses, including all of your investment in our common stock. Factors that could cause fluctuations in the trading price of our common stock include the following:

- significant volatility in the market price and trading volume of technology companies in general and of companies in the digital advertising industry in particular;
- announcements of new solutions or technologies, commercial relationships, acquisitions, or other events by us or our competitors;
- price and volume fluctuations in the overall stock market from time to time;
- changes in how advertisers perceive the benefits of our platform and future offerings;
- the public's reaction to our press releases, other public announcements, and filings with the SEC;
- the trading of or conversion of our Convertible Notes;
- fluctuations in the trading volume of our shares or the size of our public float;
- sales of large blocks of our common stock;
- actual or anticipated changes or fluctuations in our results of operations;
- changes in actual or future expectations of investors or securities analysts;
- litigation involving us, our industry, or both;
- governmental or regulatory actions or audits;

### [Table of Contents](#)

- regulatory developments applicable to our business, including those related to privacy in the United States or globally;
- general economic conditions and trends;
- major catastrophic events in our domestic and foreign markets; and
- departures of key employees.

In addition, if the market for technology stocks, the stock of digital advertising companies or the stock market, in general, experiences a loss of investor confidence, the trading price of our common stock could decline for reasons unrelated to our business, results of operations, or financial condition. The trading price of our common stock might also decline in reaction to events that affect other companies in the digital advertising industry even if these events do not directly affect us. In the past, following periods of volatility in the market price of a company's securities, securities class action litigation has often been brought against that company. If litigation is instituted against us, we could incur substantial costs and divert management's attention and resources. In addition, repurchases pursuant to our share repurchase program could affect our stock price and increase its volatility. The existence of a share repurchase program could also cause our stock price to be higher than it would be in the absence of such a program and could potentially reduce the market liquidity for our stock. There can be no assurance that any share repurchases will enhance stockholder value because the market price of our common stock may decline below the levels at which we repurchased shares of common stock. Although our share repurchase program is intended to enhance long-term stockholder value, short-term stock price fluctuations could reduce the program's effectiveness. Furthermore, the program does not obligate the Company to repurchase any dollar amount or number of shares of common stock, and may be commenced, suspended or discontinued at any time and any suspension or discontinuation could cause the market price of our stock to decline.

### [Table of Contents](#)

***If securities or industry analysts do not publish research or publish unfavorable research about our business, our stock price and trading volume could decline.***

The trading market for our common stock depends, to some extent, on the research and reports that securities or industry analysts publish about us or our business. We do not have any control over these analysts. If one or more of the analysts who cover us should downgrade our shares, change their opinion of our business prospects or publish inaccurate or unfavorable research about our business, our share price may decline. If one or more of these analysts who cover us ceases coverage of our company or fails to regularly publish reports on us, we could lose visibility in the financial markets, which could cause our share price or trading volume to decline.

***We have broad discretion in the use of proceeds from our IPO and may invest or spend the proceeds in ways with which investors do not agree and in ways that may not yield a return.***

We are using the net proceeds from our IPO for working capital and general corporate purposes, including research and development expenditures focused on product development and sales and marketing expenditures aimed at growing our business. We may also use the net proceeds to make acquisitions or investments in complementary companies or technologies. Consequently, our management has broad discretion over the specific use of these net proceeds and may use such proceeds in a way with which our investors disagree. The failure by our management to apply and invest these funds effectively may not yield a favorable return to our investors and may adversely affect our business, results of operations, and financial condition. Pending their use, we may invest the net proceeds from our IPO in a manner that does not produce income or that loses value. If we do not use the net IPO proceeds effectively, our business, results of operations, and financial condition could be adversely affected.

***Sales of substantial amounts of our common stock in the public markets, or the perception that they may occur, could cause the market price of our common stock to decline.***

The market price of our common stock could decline and may make it more difficult for you to sell your stock at a time and price that you deem appropriate, as a result of substantial sales of our common stock, particularly sales by our directors, executive officers and significant stockholders, a large number of shares of our common stock becoming available for sale or the perception in the market that holders of a large number of shares intend to sell their shares.

Our directors, executive officers and employees hold options and restricted stock units under our equity incentive plans, and the shares issuable upon the exercise of such options or vesting of such restricted stock units have been registered for public resale under the Securities Act. Accordingly, these shares will be able to be freely sold in the public market upon issuance subject to certain legal and contractual requirements.

***Failure to design, implement and maintain effective internal controls may adversely affect investor confidence in our company and, as a result, the value of our common stock.***

The Sarbanes-Oxley Act requires, among other things, that we maintain proper and effective internal control over financial reporting. We are required to disclose, on a quarterly basis, material changes made in our internal control over financial reporting. We are now also required, pursuant to Section 404 of the Sarbanes-Oxley Act, to furnish a report by management on, among other things, the effectiveness of our internal control over financial reporting as of the end of the first complete fiscal year after our IPO. This assessment is required to include disclosure of any material weaknesses identified by our management in our internal control over financial reporting. However, our independent registered public accounting firm will not be required to attest to the effectiveness of our internal control over financial reporting pursuant to Section 404 until the later of the year following our first annual report required to be filed with the SEC, or the date we are no longer an "emerging growth company" as defined in the JOBS Act. At such time, our independent registered public accounting firm may issue a report that is adverse if it is not satisfied with the level at which our controls are documented, designed or operating.

**As a newly public company, we have undertaken and**

[Table of Contents](#)

**We continue to undertake a range of actions to augment our internal control over financial reporting. These include implementing new reporting and internal controls and procedures and hiring additional accounting and financial reporting staff and continuing to enhance our internal control over financial reporting controls.** Any failure of our internal controls could result in a material misstatement in our financial statements. Furthermore, if we are unable to conclude that our internal control over financial reporting is effective at the time that we are required to make such assessment, we could lose investor confidence in the accuracy and completeness of our financial reports, which would cause the price of our common stock to decline, and we may be subject to investigation or sanctions by the SEC.

[Table of Contents](#)

***We are an emerging growth company subject to reduced disclosure requirements, and there is a risk that availing ourselves of such reduced disclosure requirements will make our common stock less attractive to investors.***

We are an emerging growth company, and for as long as we continue to be an emerging growth company, we intend to take advantage of exemptions from various reporting requirements such as, but not limited to, not being required to obtain auditor attestation of our reporting on internal control over financial reporting, having reduced disclosure obligations about our executive compensation in our periodic reports and proxy statements, and not being required to hold advisory stockholder votes on executive compensation and stockholder approval of any golden parachute payments not previously approved. If some investors find our common stock less attractive as a result, there may be a less active trading market for our common stock, and our stock price may be more volatile.

In addition, Section 107 of the JOBS Act provides that an emerging growth company can take advantage of an extended transition period for complying with new or revised accounting standards. This provision allows an emerging growth company to delay the adoption of some accounting standards until those standards would otherwise apply to private companies. We have elected to use the extended transition period under the JOBS Act. Accordingly, our consolidated financial statements may not be comparable to the financial statements of public companies that comply with such new or revised accounting standards.

We will remain an emerging growth company until the earliest of: the end of the fiscal year in which the market value of the shares of our outstanding capital stock held by non-affiliates is \$700 million or more as of the end of the second quarter of that year, the end of the fiscal year in which we have total annual gross revenue of \$1.235 billion, the date on which we issue more than \$1.0 billion in nonconvertible debt in a three-year period, or five years from the date of our IPO.

***Our management team has limited experience managing a public company and we will incur significantly increased costs and devote substantial management time as a result of operating as a public company.***

Most members of our management team have limited experience managing a publicly traded company, interacting with public company investors, and complying with the increasingly complex laws, rules, and regulations that govern public companies. We are subject to significant obligations relating to reporting, procedures and internal controls, and our management team may not successfully or efficiently manage such obligations. These obligations and scrutiny will require significant attention from our management and could divert their attention away from the day-to-day management of our business, which could adversely affect our business, results of operations, and financial condition. We expect that these requirements will increase our compliance costs. We have hired, and will need to hire, additional accounting, financial, and legal staff with appropriate public company experience and technical accounting knowledge and may need to establish an internal audit function. We cannot predict or estimate the amount of additional costs we may incur as a result of becoming a public company or the timing of these costs.

As a public company, it is more expensive for us to maintain director and officer liability insurance, and we may be required to accept reduced coverage or incur substantially higher costs to maintain coverage. These factors could also make it more difficult for us to attract and retain qualified members of our board of directors, particularly to serve on our audit committee and qualified executive officers.

***The requirements of being a public company may strain our resources, divert management's attention and affect our ability to attract and retain executive management and qualified board members.***

As a newly public company, we are subject to the reporting requirements of the Securities Exchange Act of 1934, as amended or the Exchange Act, (the "Exchange Act"), the Sarbanes-Oxley Act, the Dodd-Frank Wall Street Reform and Consumer Protection Act of 2010, the listing requirements of Nasdaq and other applicable securities rules and regulations. Compliance with these rules and regulations will increase has increased our legal and financial compliance costs, make has made some activities more difficult, time-consuming or costly and increase has increased demand on our systems and resources, and this will continue particularly after we are no longer an "emerging growth company."

The Exchange Act requires, among other things, that we file annual, quarterly and current reports with respect to our business and results of operations. The Sarbanes-Oxley Act requires, among other things, that we maintain effective disclosure controls and procedures and internal control over financial reporting. In order to maintain and improve our disclosure controls and procedures and internal control over financial reporting to meet this standard, significant resources and management oversight may be required. As a result, management's attention may be diverted from other business concerns, which could adversely affect our business, results of operations, and financial condition. We may need to hire more employees in the future or engage outside consultants to comply with these requirements, which will increase our costs and expenses. In addition, changing laws, regulations and standards relating to corporate governance and public disclosure are creating uncertainty for public companies, increasing legal and financial compliance costs and making some activities more time consuming. These laws, regulations and standards are subject to varying interpretations, in many cases due to their lack of specificity, and, as a result, their application in practice may evolve over time as new guidance is provided by regulatory and governing bodies. This could result in continuing uncertainty regarding compliance matters and higher costs necessitated by ongoing revisions to disclosure and governance practices.

#### [Table of Contents](#)

We intend have invested, and may need to further invest in, resources to comply with evolving laws, regulations and standards, and this investment may result in increased general and administrative expenses and a diversion of management's time and attention from revenue-generating activities to compliance activities. If our efforts to comply with new laws, regulations and standards differ from the activities intended by regulatory or governing bodies due to ambiguities related to their application and practice, regulatory authorities may initiate legal proceedings against us and our business may be adversely affected. However,

As a public company, it is also more expensive for as long as we remain an "emerging growth company" as defined in the JOBS Act, us to maintain director and officer liability insurance, and we may take advantage be required to accept reduced coverage or incur substantially higher costs to maintain coverage. These factors could also make it more difficult for us to attract and retain qualified members of certain exemptions from various reporting requirements that are applicable our board of directors, particularly to emerging growth companies as described above. We may take advantage of these reporting exemptions until we are no longer an emerging growth company, serve on our audit committee, and qualified executive officers.

#### [Table of Contents](#)

#### ***We do not intend to pay dividends on our common stock, so any returns will be limited to the value of our common stock.***

We have never declared or paid cash dividends on our common stock and do not expect to pay any dividends in the foreseeable future. Any determination to pay dividends in the future will be at the discretion of our board of directors and will depend on a number of factors, including our financial condition, results of operations, capital requirements, general business conditions and other factors that our board of directors may deem relevant. Our current credit facility imposes certain limitations on our ability to pay dividends and any new credit facility may contain certain similar restrictions. Until such time that we pay a dividend, investors must rely on sales of their common stock after price appreciation, which may never occur, as the only way to realize any future gains on their investments.

#### ***We may need to raise additional funds to pursue our strategy, and we may be unable to raise capital when needed or on acceptable terms.***

From time to time, we may seek additional equity or debt financing to fund our growth, develop new solutions or make acquisitions or other investments. Our business plans may change, general economic, financial or political conditions in our markets may change, or other circumstances may arise that have a material adverse effect on our cash flow and the anticipated cash needs of our business. Any of these events or circumstances could result in significant additional funding needs, requiring us to raise additional capital. We cannot predict the timing or amount of any such capital requirements at this time. If financing is not available on satisfactory terms, or at all, we may be unable to expand our business or to develop new business at the rate desired and our results of operations may suffer.

#### ***Anti-takeover provisions in our charter documents and under Delaware law could make an acquisition of our company, which may be beneficial to our stockholders, more difficult and may prevent attempts by our stockholders to replace or remove our current management.***

Provisions in our amended and restated certificate of incorporation and amended and restated bylaws may delay or prevent an acquisition of us or a change in our management. These provisions include:

- authorizing "blank check" preferred stock, which could be issued by the board without stockholder approval and may contain voting, liquidation, dividend and other rights superior to our common stock, which would increase the number of outstanding shares and could thwart a takeover attempt;
- a classified board of directors whose members can only be dismissed for cause;
- the prohibition on actions by written consent of our stockholders;
- the limitation on who may call a special meeting of stockholders;
- the establishment of advance notice requirements for nominations for election to our board of directors or for proposing matters that can be acted upon at stockholder meetings; and
- the requirement of at least 75% of the outstanding capital stock to amend any of the foregoing second through fifth provisions.

In addition, because we are incorporated in Delaware, we are governed by the provisions of Section 203 of the Delaware General Corporation Law, which limits the ability of stockholders owning in excess of 15% of our outstanding voting stock to merge or combine with us. Although we believe these provisions collectively provide for an opportunity to obtain greater value for stockholders by requiring potential acquirers to negotiate with our board of directors, they would apply even if an offer rejected by our board were considered beneficial by some stockholders. In addition, these provisions may frustrate or prevent any attempts by our stockholders to replace or remove our current management by making it more difficult for stockholders to replace members of our board of directors, which is responsible for appointing the members of our management.

[Table of Contents](#)

#### Item 1B. Unresolved Staff Comments

None.

#### Item 1C. Cybersecurity Risk Management and Strategy

We have developed and implemented a cybersecurity risk management program intended to protect the confidentiality, integrity, and availability of our critical systems and information. We utilize various risk management guides, as well as the protocols of certain certifications as described below to identify, assess, and manage cybersecurity risks relevant to our business through our risk management program. Our cybersecurity risk management program includes a cybersecurity incident response plan.

We use COBIT, or Control Objectives for Information Technologies, as a framework for risk management and manage various controls as required by ISO 27001, 27017 and 27032 standards. We maintain the following certifications: ISO 27001, ISO 27017 and ISO 27032, Cloud Security Alliance Star level 1 and PCI-DSS SAQ A-EP. Our on-premises data centers are SOC 2 certified.

In addition to our certifications, we (i) conduct routine employee training sessions and onboarding security training, including phishing simulations, to increase awareness of phishing and other cyber threats; (ii) require multi-factor authentication access methods for all employees into our network; (iii) operate general monitoring and service protections that are subject to continuous enhancements to detect and mitigate various threats, including performing ongoing manual and automatic vulnerability assessment tests; and (iv) manage an ongoing cyber risk-management framework to assess internal technological changes, as well as external systems and services as part of supply chain risk.

In an effort to detect vulnerabilities or cyber breaches that we have not yet discovered, we regularly run an exhaustive security testing framework, including scanning all internal and external assets for vulnerabilities, utilizing multiple third-party security testing teams every year, and maintaining a bug bounty program.

Our cybersecurity risk management program is integrated into our overall enterprise risk management program, and shares common methodologies, reporting channels and governance processes that apply across the enterprise risk management program to other legal, compliance, strategic, operational, and financial risk areas.

Our cybersecurity risk management program includes:

- Ongoing risk assessments designed to help identify material cybersecurity risks to our critical systems, information, products, services, and our broader enterprise IT environment;
- a security team principally responsible for managing (1) our cybersecurity risk assessment processes, (2) our security controls, and (3) our response to cybersecurity incidents;
- the use of external service providers, where appropriate, to assess, test or otherwise assist with aspects of our security controls;
- cybersecurity awareness training of our employees, incident response personnel, and senior management;
- a cybersecurity incident response plan that includes procedures for responding to cybersecurity incidents;
- a third-party risk management process for service providers, suppliers, and vendors.

We have not identified risks from known cybersecurity threats, including as a result of any prior cybersecurity incidents, that have materially affected or are reasonably likely to materially affect us, including our business strategy, results of operations, or financial condition.

#### Cybersecurity Governance

Our Board considers cybersecurity risk as part of its risk oversight function and has delegated to the Audit Committee oversight of cybersecurity and other information technology risks. The Audit Committee oversees management's implementation of our cybersecurity risk management program.

[Table of Contents](#)

The Audit Committee receives quarterly reports from management regarding our cybersecurity risks. In addition, management updates the Committee, as necessary, regarding any material cybersecurity incidents, as well as certain other incidents that have lesser impact potential.

The Audit Committee reports to the full Board regarding its activities, including those related to cybersecurity. The full Board also receives briefings from management on our cyber risk management program, including education sessions regarding cybersecurity topics from our Chief Information Officer (CIO) and Chief Information Security Officer (CISO), internal security staff or external experts.

Our Risk Committee, which includes our CEO and other members of management, meets quarterly as part of the Company's enterprise risk management program, with cybersecurity being the most significant area of review and reporting.

Our security team, including our Governance Risk and Compliance lead (GRC), CISO & CIO, is responsible for assessing and managing our risks from cybersecurity threats. The team has primary responsibility for our overall cybersecurity risk management program and supervises both our internal cybersecurity personnel and our retained external cybersecurity consultants. Our CISO has 25 years experience as a technology leader, with extensive experience within the cybersecurity ecosystem and risk management. He has been certified as a CISO by the Israeli Technion Institute. Our CIO has 15 years experience as a technology leader with extensive cybersecurity experience. He is also CRISC (Certified in Risk and Information Systems Control) certified. Our security team supervises efforts to prevent, detect, mitigate, and remediate cybersecurity risks and incidents through various means, which may include briefings from internal security personnel; threat intelligence and other information obtained from governmental, public or private sources, including external consultants engaged by us; and alerts and reports produced by security tools deployed in the IT environment.

## Item 2. Properties

Our corporate headquarters are located in New York, NY, U.S., where we occupy office space consisting of approximately 23,000 square feet pursuant to a lease agreement executed in July 2021 and expiring in October 2027.

Since 2007, we have maintained a presence in Netanya, Israel, which is overseen by one of our founders, where we occupy space consisting of approximately 47,000 square feet under a lease that expires in 2026. In January 2023, we also entered into a new lease in Ljubljana, Slovenia, which is approximately 16,000 square feet and expires in 2032. We use this facility these facilities primarily for technology and development, and, to a lesser extent, for general administration and sales and marketing. We maintain a regional office in London, England for general administration and sales and marketing. We also have sales and operations offices in a number of locations around the world, including Amsterdam, Brussels, Chicago, Cologne, Ljubljana, Germany; Gurugram, India; Madrid, Spain; Milan, Mumbai, Italy; Munich, Germany; Paris, Sao France; São Paulo, Singapore, Brazil; Singapore; Sydney, Australia; Timișoara, Romania; and Tokyo, Tokyo, Japan.

We believe that our current facilities are adequate to meet our needs for the immediate future, and that, should it be needed, suitable additional space will be available to accommodate any expansion of our operations.

## Item 3. Legal Proceedings

Information with respect to this item may be found in Note 911 in the accompanying notes to the audited consolidated financial statements included in Part II, Item 8 "Financial Statements and Supplementary Data" of this Report, under "Legal Proceedings and other Matters," which is incorporated herein by reference.

## Item 4. Mine Safety Disclosures

Not applicable.

[Table of Contents](#)

## PART II

## Item 5. Market for Registrant's Common Equity, Related Stockholder Matters and Issuer Purchases of Equity Securities

Our common stock began trading on The NASDAQ Stock Market LLC ("Nasdaq") on July 23, 2021 under the symbol "OB." Prior to July 23, 2021, there was no established public trading market for our common stock.

### Holders of Record

As of February 28, 2023 February 29, 2024, there were approximately 163 142 holders of record of our common stock. The actual number of the Company's stockholders is greater than this number of record holders, which does not include stockholders who are the beneficial owners of shares that are held of record by brokers and other nominee holders.

### Dividend Policy

We have never declared or paid cash dividends on our common stock. We currently intend to invest our available funds and any future earnings in the operation of our business, as well as share repurchases, and do not anticipate paying any dividends on our common stock in the foreseeable future. Any future determination to declare dividends will be made at the discretion of our Board of Directors ("Board") and will depend on our financial condition, operating results, capital requirements, general business conditions, and other factors that our board may deem relevant.

### Unregistered Sales of Equity Securities

#### (a) Recent Sales of Unregistered Equity Securities

None.

#### (b) Use of Proceeds

On July 27, 2021, we sold 8,000,000 shares of our common stock in connection with our IPO, at a public offering price of \$20.00 per share for an aggregate offering price of \$160.0 million. The proceeds from the sale were \$145.1 million, after deducting underwriting discounts and commissions and offering expenses payable by us. The offer and sale of all of the shares in our IPO were registered under the Securities Act pursuant to a registration statement on Form S-1 (File No. 333-257525), which was declared effective by the SEC on July 22, 2021.

A portion of the net proceeds from our IPO has been used for working capital and general corporate purposes. In addition, the net proceeds from our IPO was used to fund the purchase price to acquire video intelligence AG.

There has been no material change in the planned use of proceeds from our IPO as described in our Prospectus filed with the SEC pursuant to Rule 424(b) under the Securities Act.

#### Purchases of Equity Securities by the Issuer

On February 28, 2022, our Board approved a share repurchase program under which we were authorized to purchase up to \$30 million of our common stock, par value \$0.001 per share, with no requirement to purchase any minimum number of shares. We completed repurchases under this share repurchase program in November 2022.

On December 14, 2022, our Board approved a new share repurchase program authorizing us to repurchase up to \$30 million of our common stock, par value \$0.001 per share, with no requirement to purchase any minimum number of shares. The manner, timing, and actual number of shares repurchased under the program will depend on a variety of factors, including price, general business and market conditions, and other investment opportunities. Shares may be repurchased through privately negotiated transactions or open market purchases, including through the use of trading plans intended to qualify under Rule 10b5-1 under the Securities Exchange Act, Act of 1934, as amended (the "Exchange Act"). The repurchase program may be commenced, suspended, or terminated at any time by at our Company at its discretion without prior notice.

In addition, we may from time to time withhold shares in connection with tax obligations related to vesting of restricted stock units in accordance with the terms of our equity incentive plans and the underlying award agreements.

#### Table of Contents

The below table sets forth the repurchases of our common stock for the three months ended December 31, 2022 December 31, 2023:

Period	(a) Total number of shares (or units) purchased <sup>(1)</sup>	(b) Average price paid per share (or unit) <sup>(2)</sup>	(c) Total number of shares (or units) purchased as part of publicly announced plans or programs	(d) Maximum number (or approximate dollar value) of shares (or units) that may yet be purchased under the plans or programs (in thousands)
October 2022	1,065,335	\$4.08	1,040,772	\$2,350
November 2022	570,883	\$4.18	565,714	\$—
December 2022	11,665	\$3.55	—	\$30,000
<b>TOTAL</b>	<b>1,647,883</b>	<b>\$4.11</b>	<b>1,606,486</b>	

Period	(a) Total number of shares (or units) purchased <sup>(1)</sup>	(b) Average price paid per share (or unit) <sup>(2)</sup>	(c) Total number of shares purchased as part of publicly announced plans or programs	(d) Approximate dollar value of shares that may yet be purchased under the plans or programs (in thousands) <sup>(2)</sup>
October 2023	458,348	\$4.71	440,000	\$15,421
November 2023	338,377	\$3.86	336,600	\$14,128
December 2023	423,786	\$4.14	408,689	\$12,436
<b>TOTAL</b>	<b>1,220,511</b>	<b>\$4.28</b>	<b>1,185,289</b>	

<sup>(1)</sup> Total number of shares purchased includes shares repurchased under our \$30 million share repurchase program, as well as shares withheld to satisfy employee tax withholding obligations arising in connection with the vesting and settlement of restricted stock units under our 2007 Omnibus Securities and Incentive Plan and our 2021 Long-Term Incentive Plan.

<sup>(2)</sup> The average price paid per share under the share repurchase program includes commissions, which but excludes the 1% excise tax accrued on our share repurchases as a result of the Inflation Reduction Act of 2022. Commission costs associated with share repurchases and excise taxes do not reduce the remaining authorized amount under the our repurchase programs.

#### Table of Contents

#### Stock Performance Graph

The following graph compares the cumulative total stockholder return on an initial investment of \$100 in our common stock between July 23, 2021 (our initial trading day) and December 31, 2022 December 31, 2023, with the comparative cumulative total return of an investment of such amount in (i) the NASDAQ Composite Index (IXIC), (ii) the NASDAQ Internet Index, and (iii) the Russell 2000 Index (RUT) over the same period. We have not paid any cash dividends. Therefore, the total return calculation for us is solely based on the change in the price of our common stock, whereas the data for the comparative indices assumes reinvestment of dividends. The graph assumes the closing market price on July 23, 2021 of \$20.00 per share as the initial value of our common stock. The returns shown below are based on historical results and are not necessarily indicative of, nor intended to forecast, potential future stock price performance. The graph is not deemed "filed" with the SEC and shall not be deemed incorporated by reference into any of our prior or future filings made with the SEC.



## Item 6. [Reserved]

[Table of Contents](#)

## Item 7. Management's Discussion and Analysis of Financial Condition and Results of Operations

You should read the following discussion and analysis of our financial condition and results of operations together with our audited annual consolidated financial statements and the related notes and other financial information included elsewhere in this Annual Report on Form 10-K (this "Report"). In addition to historical financial information, the following discussion contains forward-looking statements that reflect our plans, estimates, beliefs, and expectations, and involve risks and uncertainties, uncertainties that could cause actual results, events, or circumstances to differ materially from those projected in the forward-looking statements. Factors that could cause or contribute to these differences include those discussed below and elsewhere in this Report, particularly under Item 1A, "Risk Factors" and "Note About Forward-Looking Statements."

The purpose of this Management's Discussion and Analysis of Financial Condition and Results of Operations ("MD&A") discussion is to provide the readers of our financial statements with narrative information from our management, which is necessary to understand our business, financial condition, and results of operations. The MD&A should be read in conjunction with our audited consolidated financial statements and notes thereto, thereto, as well as our Annual Report on Form 10-K for the year ended December 31, 2022, which includes a discussion and analysis of our financial condition and results of operations for the year ended December 31, 2021 in Item 7 of Part II, "Management's Discussion and Analysis of Financial Condition and Results of Operations." In addition to the audited consolidated financial statements prepared in accordance with the generally accepted accounting principles in the United States ("GAAP" ("GAAP")), we use certain non-GAAP financial measures throughout this discussion to provide investors with supplemental metrics used by our management for financial and operational decision making. These measures are supplemental and are not an alternative to our financial statements prepared in accordance with U.S. GAAP. See "Non-GAAP Reconciliations" in this Report for the definitions and limitations of these measures, and reconciliations to the most comparable U.S. GAAP financial measures.

## Business Overview

Outbrain Inc. (together with our subsidiaries, "Outbrain," the "Company," "we," "our" or "us") was incorporated in August 2006 in Delaware. The Company is headquartered in New York, New York with various wholly-owned subsidiaries, including in Israel, Europe and Asia.

Outbrain is a leading recommendation technology platform for that drives business results by connecting media owners and advertisers and digital media owners, with engaged audiences to drive business outcomes, reaching over a billion unique users consumers around the world. Outbrain's technology provides personalization, engagement artificial intelligence ("AI") prediction engine powers a two-sided platform for advertisers and monetization solutions to media owners that delivers concrete business outcomes. Our platform enables thousands of digital media properties, including many of the world's most prestigious publishers, owners to provide tailored experiences to their audiences, delivering audience engagement and monetization. For tens of thousands of advertisers, around the world, Outbrain helps attract new customers from enterprise brands to performance marketers, our platform optimizes audience attention and grow their businesses, driving measurable results and engagement to deliver greater return on investment, investment at each step of the marketing funnel. See Item 1 "Business" in this Report for more information regarding our business, industry, product offerings and growth strategies.

Over the past decade, consumers have become increasingly accustomed to seeing highly curated digital content and ads that align with their unique interests. Similar to the way in which social media and search have simplified discovery by synthesizing billions of consumer data points to offer personalized experiences, we provide digital media owners with a platform that encompasses data at scale as well as prediction and recommendation capabilities, helping them deliver both editorial content and paid advertising personalized to their users, based on context and each user's interests and preferences. Our platform is built for user engagement and, as a mobile-first company, is designed to be highly effective on mobile devices. Outbrain's technology is deployed on the mobile apps and websites of most of our media partners, generating 72% of our revenue in 2022.

Outbrain operates a two-sided marketplace, which means we usually have exclusive control over all aspects of the user consumer experience, allowing us to quickly test and deploy new formats for our advertisers and media owners. Since inception, we have been guided by the same core principles pertaining to our three constituents: users, consumers, media partners, and advertisers, advertisers.

**Users.** • **Consumers.** Our platform is centered on predicting consumer attention and engagement. We believe that by focusing our algorithm on improving the user experience and ad format innovation, optimizing toward these consumer-centric factors, we are able to cultivate user behavior patterns that compound engagement over time, delivering greater effectiveness and efficiency for our advertisers, superior long-term monetization for ourselves and for our media partners, as well as better return on ad spend increased value for our advertisers. Outbrain.

• **Media Partners.** We are committed to supporting the long-term success of our media partners. Consistent with this philosophy, we focus on establishing a true win-win partnership. We strive to develop trusted, transparent, multi-year contracts with media partners, which are typically exclusive with us, the objective of delivering long-term revenue and deeper audience engagement. Our media partners include both traditional publishers and companies in new and rapidly evolving categories, such as mobile device manufacturers and web browsers, manufacturers.

**Advertisers.** • **Advertisers.** We offer a unique advertising solution solutions across the entire purchase marketing funnel serving tens of thousands of brands - and provide a single access point to not only reach, but drive real business outcomes from small businesses to large, Fortune 500 consumers across the Open Internet. We provide advertisers from enterprise brands to performance marketers with solutions to optimize consumer attention and the agencies that support them. Outbrain's value proposition to advertisers is engagement, to deliver measurable engagement that drives accountable business outcomes - not limited to impressions, views, results and reach, greater return on investment.

## [Table of Contents](#)

Through our direct, usually exclusive [code on page code-on-page](#) integrations with media [partners, owners](#), we have become one of the largest online advertising platforms on the [open web](#). Open Internet. In [2022](#), 2023, we provided personalized ads to over a billion monthly unique [users, consumers](#), delivering on average [nearly over](#) 12 billion [recommendations to experiences promoting](#) content, services, and products per day, with [over 30,000 tens of thousands of](#) advertisers directly using our platform.

## [Table of Contents](#)

The following is a summary of our performance for the [periods presented: years ended December 31, 2023 and 2022](#):

- Our revenue was [\\$935.8 million in 2023, compared to \\$992.1 million in 2022, compared to \\$1,015.6 million in 2021 and \\$767.1 million in 2020, 2022](#). Revenue for [2022 2023](#) included net [unfavorable favorable](#) foreign currency effects of approximately [\\$42.7 million \\$5.0 million](#), and [increased \\$19.2 million decreased \\$61.3 million](#), or [1.9% 6.2%](#) on a constant currency basis.
- Our gross profit was [\\$192.7 \\$184.8 million and our gross margin was 19.4% 19.7% in 2022, 2023](#), compared to gross profit of [\\$240.3 \\$192.7 million and gross margin of 23.7% 19.4% in 2021](#), and gross profit of [\\$165.1 million and gross margin of 21.5% in 2020, 2022](#).
- Our Ex-TAC Gross [Profit Profit\(1\)](#) was [\\$227.4 million in 2023, compared to \\$234.8 million in 2022, compared to \\$272.1 million in 2021 and \\$194.3 million in 2020, 2022](#).
- Our net income was [\\$10.2 million, or 5.5% of gross profit in 2023, compared to net loss was of \\$24.6 million, or \(12.8\)% of gross profit in 2022, compared to net income of \\$11.0 million, or 4.6% of gross profit in 2021, and a net loss of \\$4.4 million, or 2.6% of gross profit, in 2020, 2022](#). Net income for [2021 2023](#) included a one-time tax benefit pre-tax gain of [\\$31.8 million due to a release approximately \\$22.6 million recorded in 2023 in connection with the repurchase of the valuation allowance on certain U.S. deferred tax assets](#). Net income for 2021 also included one-time charges half of [\\$42.0 million \(pre-tax\) to recognize the unamortized discount and deferred financing costs on our senior subordinated secured notes that were exchanged for 2.95% convertible notes upon our IPO, as well as \\$16.5 million of one-time incremental cumulative stock-based compensation expense \(pre-tax\) for awards with an IPO performance condition, due in 2026](#).
- Our Adjusted EBITDA<sup>(1)</sup> was [\\$28.5 million in 2023, compared to \\$26.3 million in 2022, compared to \\$88.9 million in 2021 and \\$41.1 million in 2020, 2022](#). Adjusted EBITDA<sup>(1)</sup> was [11.2%, 32.7% 12.5% and 21.2% 11.2%](#) of Ex-TAC Gross Profit<sup>(1)</sup> in [2022, 2021 2023 and 2020, 2022](#), respectively.

<sup>(1)</sup> Ex-TAC Gross Profit, and Adjusted EBITDA and constant currency measures are non-GAAP financial measures. See "Non-GAAP Reconciliations" in this Report for the definitions and limitations of these measures, and reconciliations to the [most comparable U.S. GAAP](#) financial measures.

## Recent Developments

### [On March 10, 2023, we learned that SVB was closed Israel-Hamas War – October 2023](#)

Many of our employees, including certain members of our management team and board of directors, operate from Israel. Accordingly, political, economic and military conditions in Israel and the surrounding region may directly affect our business and operations.

In October 2023, Hamas terrorists infiltrated Israel's southern border from the Gaza strip and conducted a series of attacks on civilian and military targets. Hamas also launched extensive rocket attacks on the Israeli population and industrial centers located along Israel's border with the Gaza strip and in other areas within the State of Israel. These attacks resulted in extensive deaths, injuries and the kidnapping of civilians and soldiers. In response, Israel's security cabinet declared war against Hamas and a military campaign against this terrorist organization commenced in parallel to their continued rocket and terror attacks. In addition, since the commencement of these events, there have been continued hostilities along Israel's northern border with Lebanon (with the Hezbollah terror organization). Furthermore, the Houthi movement, which controls parts of Yemen, launched several attacks on marine vessels traversing the Red Sea, which were thought either to be in route toward Israel or to be owned by Israeli persons. The Red Sea is a vital maritime route for international trade traveling to or from Israel, and in response to the Houthi movement's attacks, coalition forces led by the [California regulators United States and the FDIC](#) was appointed as receiver. On March 12, 2023, the Department of the Treasury, Federal Reserve Great Britain have targeted sites in Yemen. It is possible that hostilities with Hezbollah in Lebanon will escalate, and FDIC approved actions enabling the FDIC to complete its resolution of SVB in a manner that [fully protects all depositors, and we regained full access to the funds held by SVB](#).

As a result of the closure of SVB, our ability to collect payments from our customers through our operating accounts maintained at SVB has been impacted and may continue to be impacted. We are other terrorist organizations, including Palestinian military organizations in the process of establishing an alternate operating account to which our customers can remit payments. If we are unable to establish an alternate account in the near-term, our cash flow may be negatively impacted, including with respect to the impact of timing of receipts on our first quarter 2023 results, West Bank as well as any difficulty we other hostile countries, such as Iran, will join the hostilities and these clashes may encounter escalate in collecting unremitted past payments or any the future into a greater regional conflict.

The draft of Israeli military reservists, as well as the evacuation of Israeli citizens from areas near conflict zones have adversely affected our employees impacted by such actions. In addition, future government-imposed restrictions and precautions in response to such conflicts may negatively impact of the delay on our customers' employees, management and directors by interrupting their ability to effectively perform their roles and responsibilities. In addition, further hostilities involving Israel, the interruption or curtailment of trade between Israel and its trading partners, and/or the willingness to do business with companies with operations in Israel, could adversely affect our business, financial condition and results of operations and could make such payments.

We also have a revolving credit facility with SVB, which has not been drawn it more difficult for us to raise capital. The intensity and under which no amounts are outstanding. While we are currently unable duration of Israel's current war against Hamas and the other terror organizations is difficult to make borrowings under the credit facility, we do not foresee any near-term needs to draw upon this facility. See our risk factor Item 1A - "Our credit facility with SVB is currently not available for funding and may not be available for funding in the future. If our credit facility remains in effect, which remains uncertain, predict and we are able at any point continuing to draw down on it, monitor the terms of our facility subject

us to operating restrictions situation and financial covenants that impose risk of default and may restrict our business and financing activities" and our Liquidity and Capital Resources discussion below in this MD&A.

SVB is also the counterparty to the Company's forward foreign currency hedge contracts, and we do not anticipate that SVB will perform on these obligations. We expect minimal exposure as a result of non-performance and plan to seek a new hedging program with one or more financial institution in the near-term.

We currently do not anticipate a material assessing its potential impact on our financial condition or on our operations as a result of the SVB closure, although this event may impact the timing of our cash collections and disbursements in the first quarter of 2023, with limited to no impact expected for the full year. business.

#### [Table of Contents](#)

**Acquisitions** We cannot attribute the impact of the current trends in advertising demand to any particular factor, including the Israel-Hamas War, and cannot predict the impact if the war continues or escalates further. See Item 1A "Risk Factors" included in this Report for more information regarding certain risks associated with the Israel-Hamas conflict.

#### **The Launch of our New Branding Platform**

On June 14, 2023, we announced the launch of Onyx by Outbrain™ (Onyx), a new branding platform designed to maximize consumer attention to deliver more effective branding and consideration campaigns. The Onyx product offering consists of an exclusive environment of in-article placements across a number of Outbrain's premium media owner partners, featuring rich pre-roll video and high-impact formats designed to drive high attention.

Onyx is designed to meet enterprise brand requirements of viewability and brand safety, while delivering value beyond traditional ad views. With Onyx, we have applied Outbrain's AI prediction engine to an entirely new business offering that will enable brands to reach their target audiences at viewable, premium, high-attention moments across the Open Internet. Onyx diversifies Outbrain's business model by showcasing the ability to apply our unique prediction technology beyond performance advertising.

The Onyx environment is designed for brand needs, including third-party brand safety verification and consistently high viewability. Launched in partnership with industry leaders in brand safety and attention-based media measurement, Onyx aims to increase campaign effectiveness by predicting moments of attention and optimizing media spend toward them. Onyx is now available in the U.S., UK, Japan, Germany, France, and Italy, with additional markets rolling out in the future. With the addition of Onyx, we greatly expanded our total addressable market with our ability to deliver on upper-funnel objectives.

#### **Restructuring**

On May 31, 2023, we announced a reduction in our global workforce of approximately 10% to adjust to the continued macroeconomic uncertainty, create additional operating efficiencies, and support our strategic growth and profitability objectives. During the second quarter of 2023, we recorded pre-tax charges of approximately \$2.3 million in connection with the workforce reduction, primarily related to employee severance and related benefit costs. These costs were in addition to \$1.2 million of severance and related costs related to other reorganization activities undertaken during 2023.

#### **Partial Repurchase of Convertible Senior Notes**

On November 19, 2021 April 14, 2023, we entered into repurchased \$118.0 million aggregate principal amount of our 2.95% convertible notes due 2026 ("Convertible Notes") out of the initially issued principal balance of \$236.0 million via a definitive privately negotiated repurchase agreement with Baupost Group Securities, L.L.C., the sole holder of the Convertible Notes, for approximately \$96.2 million in cash, including accrued interest, representing a discount of approximately 19% to the principal amount of the repurchased Convertible Notes. As a result, we recorded a pre-tax gain of approximately \$22.6 million in our audited consolidated statement of operations for the year ended December 31, 2023. In connection with our partial repurchase of Convertible Notes, we redeemed some of our available-for-sale marketable securities prior to their maturities for net proceeds of \$78.9 million. Following the closing of the repurchase, the repurchased Convertible Notes were cancelled by the Trustee, and among our Company \$118.0 million principal amount of the Convertible Notes out of the initially issued principal balance of \$236.0 million remains outstanding as of December 31, 2023, and continues to be subject to the shareholders terms of the indenture dated as of July 27, 2021 ("Indenture"), pursuant to which they were issued.

#### **Acquisition**

On January 5, 2022, we completed the acquisition of all of the outstanding shares of video intelligence AG ("vi"), a Swiss-based contextual video technology company for digital media owners, for the acquisition owners. of all of the outstanding shares of vi. The acquisition was completed on January 5, 2022. The purchase price of approximately \$54.2 million was comprised of \$49.4 million in cash and 355,786 shares of our common stock. This acquisition expanded the our video product offerings to include in-stream high-quality video content, delivering a better user experience and more value to our advertisers. This acquisition was accounted for as a business combination and the results of the acquired entity have been included in our results of operations beginning as of the acquisition date, on January 5, 2022.

As part of our growth strategy, we plan to continue to evaluate strategic acquisition or investment opportunities to add incremental growth with compounding benefits that would enhance our technology or market presence and deliver more value to our business, to further expand our offerings, add key technology and/or reach new markets. partners and advertisers.

#### [Table of Contents](#)

#### **Macroeconomic Environment**

General worldwide economic conditions have recently experienced significant instability, as well as volatility and disruption in the financial markets, resulting from factors such as including the effects of the wars between Russia-Ukraine conflict, and Israel-Hamas, the COVID-19 pandemic, bank closures, and general economic uncertainty. The current

macroeconomic environment, with variables such as inflation, increased interest rates, bank disruptions, recessionary concerns, bankruptcies, currency exchange rate fluctuations, global supply chain disruptions, and labor market volatility, has negatively impacted our advertisers. Accordingly, these conditions have adversely impacted our business during the year ended December 31, 2022, and could, if they continue or worsen, adversely impact us in the future, including if our advertisers were to reduce or further reduce their advertising spending as a result of any of these factors. We continue to monitor our operations, and the operations of those in our ecosystem (including media partners, advertisers, and agencies). These conditions make it difficult for us, our media partners, advertisers, and agencies to accurately forecast and plan future business activities and could cause a further reduction or delay in overall advertising demand and spending or impact our advertisers' ability to pay, which would harm negatively impact our business, financial condition, and results of operations.

## Factors Affecting Our Business

### Retention and Growth of Relationships with Media Partners

We rely on relationships with our media partners for a significant portion of our advertising inventory and for our corresponding ability to increase revenue through expanding their use of our platform, drive advertising revenue. To further strengthen these relationships, we continuously invest in our technology and product functionality to drive user engagement and monetization by (i) improving our algorithms; algorithms, referred to as our AI prediction engine; (ii) effectively managing our supply and demand; and (iii) expanding the adoption of our enhanced products by media partners, partners; and (iv) expanding our demand capabilities to new formats and business lines such as Onyx.

Our relationships with media partners are typically long-term, exclusive, and strategic in nature. Our top 20 media partners, based on our 2022 2023 revenue, have been using our platform for an average of over seven years, despite their typical contract length being two to four years. Net revenue retention retention is an important indicator of media partner satisfaction, the value of our platform, as well as our ability to grow revenue from existing relationships.

We calculate media partner net revenue retention at the end of each quarter by starting with revenue generated on media partners' properties during the same period in the prior year, "Prior Period Retention Revenue." We then calculate the revenue generated on these same media partners' properties in the current period, "Current Period Retention Revenue." Current Period Retention Revenue reflects any expansions within the media partner relationships, such as any additional placements or properties on which we extend our recommendations, as well as contraction or attrition. Our media partner net revenue retention in a quarter equals the Current Period Retention Revenue divided by the Prior Period Retention Revenue. To calculate media partner net revenue retention for year-to-date and annual periods, we sum the quarterly Current Period Retention Revenue and divide it by the sum of the quarterly Prior Period Retention Revenue. These amounts exclude certain revenue adjustments and revenue recognized on a net basis. Our media partner net revenue retention was 86% for the year years ended December 31, 2022, 126% for the year ended December 31, 2021 December 31, 2023 and 104% for the year ended December 31, 2020. For the year ended December 31, 2022 we have experienced 2022, reflecting lower yields mainly due to weaker demand on our platform, primarily as a result of the current unfavorable macroeconomic conditions and the related impact on advertising spend, as well as due to unfavorable foreign currency effects. spend.

Our growth also depends on our ability to secure partnerships with Exploring new media partners, partnerships, especially those that provide us with access to new audiences and data sets, also contributes to our growth. New media partners are defined as those relationships in which revenue was not generated in the prior period, except for limited instances where residual revenue was generated on a media partner's properties. In such instances, the residual revenue would be excluded from net revenue retention above. Revenue generated on new media partners' properties contributed approximately 12% 8% to revenue growth for the year ended December 31, 2022, 7% December 31, 2023 and 12% for the year ended December 31, 2021 and 7% for the year ended December 31, 2020 December 31, 2022.

### [Table of Contents](#)

### User Engagement with Relevant Media and Advertising Content

We believe that Driving attention and engagement is a the key pillar of the overall value that our platform provides to users, that drives value for consumers, media partners, and advertisers. Our algorithms enable effective AI prediction algorithm manages this dynamic, matching consumers with editorial and advertiser experiences that will deliver attention and engagement of users by facilitating across the discovery of content, products and services that they find most interesting, as well as connecting them to personalized ads that are relevant to them. Open Internet. We believe that the user experience has a profound impact on long-term long term user behavior patterns and thus "compounds" over time, improving our long-term long term monetization prospects. This principle guides our behavior, and as a result, we do not focus on the price of ads, nor on maximizing such prices, as may be the case with some of our competitors. Given this view, we do not focus on cost-per-click or cost-per-impression as key performance indicators for the business. Consequently, we have a differentiated approach We strive to monetization as we optimize our algorithms compound consumer attention and engagement, continually enhancing value for the overall user experience rather than just for the price of each individual user engagement. both advertisers and media owners.

### [Table of Contents](#)

Growth in user attention and engagement is driven by several factors, including enhancements to our recommendation engine, AI prediction technology, growth in the breadth and depth of our data assets, the increase in size and quality of our content and advertising index, user engagement, new media partners, and expansion on existing media partner properties where our recommendations can be served and the adoption of our platform by new media partners. As we grow user attention and engagement, we are able to collect more data enabling us to further enhance and continually improve our algorithms, prediction engine — which in turn helps us make smarter recommendations drives better results for our advertiser and further grow user engagement, providing our platform and our business with a powerful media owner partners. This growth flywheel. We measure the impact of this growth flywheel on our business "flywheel" can be measured by reviewing the growth of Click Through Rate the consumer data points we drive, such as click-through-rate ("CTR") for ads on our platform. CTR improvements increase the number of clicks on our platform. We believe that we have a significant opportunity to further grow user consumer engagement, and thus our business, as today CTR for ads on our platform is less than 1% of recommendations ads served. With the launch of Onyx, we have expanded the measurable consumer data points that fuel our prediction engine, expanding our ability to drive concrete business outcomes at each step of the marketing funnel.

### Advertiser Retention and Growth

We focus on serving ads. Our engine serves the ad experiences that are most likely predicted to deliver high attention or engagement, rather than on the price of the ads, which we ads. We believe this approach leads to better ROAS return-on-ad-spend ("ROAS") for advertisers, advertisers, whether they are focused on driving a performance outcome, or a branding outcome. Our growth is partially driven by retaining and expanding the amount of spend by advertisers on our platform, as well as by acquiring new advertisers. Improving Our recent launch of Onyx by Outbrain™ expands Outbrain's total addressable market to now include top of the funnel marketing dollars while also attracting more diverse, premium demand.

We continually invest in enhancements to our platform with functionality that allow advertisers to drive concrete business outcomes and features that increase engagement ROAS. In particular, we are expanding our usage of AI to automate manual tasks in campaign set up and ROAS increases the attractiveness of our platform optimization, and to existing enhance advertiser creative and new advertisers while also growing our share of their advertising budgets. We continuously invest in enhancing our technological capabilities to deliver better ROAS and transparency on ad spend, and market these attributes to grow our advertiser base and share of wallet, landing page performance.

Prices paid by advertisers on our platform fluctuate period to period for a variety of reasons, including supply and demand competition, balance, macroeconomic conditions, and seasonality. While in 2021, average prices on an annual basis were up relative to prior year, we have experienced a downward trend resulting in lower average prices in 2023 and 2022, compared to 2021 normal levels, reflecting the unfavorable macroeconomic conditions impacting our industry. Movements in average prices do not necessarily correlate to our revenue or Ex-TAC Gross Profit trends. In order to grow our revenue and Ex-TAC Gross Profit and maximize value for our advertisers and media partners, our focus as a business is on driving user engagement business outcomes and ROAS for advertisers, not on optimizing for price.

For the year ended December 31, 2022 December 31, 2023, over 30,000 tens of thousands of unique advertisers were active on our platform. In owned and operated platform, in addition we continue to grow the thousands of advertisers who access Outbrain and Onyx environments through our programmatic partnerships, enabling us to grow our advertiser base efficiently, partnerships.

#### Expansion Into New Environments, New Content Experiences and New Ad Formats

The accelerating pace of technological innovation has rapidly changed consumer habits. The available mediums and adoption, combined formats for consumers to engage with continuously evolving user media has greatly expanded over the last several years. As this evolution in media consumption and consumer behavior and content consumption habits, presents multiple opportunities for growth. The emergence of continues, we are focused on utilizing our AI prediction technology to bring curated, relevant consumer experiences to these new devices, platforms experiences and environments in which users spend time consuming content is one area of expansion for us. Similarly, the formats in which content can or will be consumed continue to evolve, as do user-friendly and impactful ad formats that can be delivered in or alongside that content, formats.

Fundamentally, we plan to continue making to make our platform available for media partners on all types of devices and platforms and all formats evolve our business to apply our technology to the most popular methods of media that carry their content, consumption, which now include unique video, high-impact display, and other new media experiences.

Examples of new environments in which content consumption is expected to grow include connected TVs ("CTV"), screens for autonomous vehicles and public transport, pre-installed applications on new smartphones, smartphone native Smartphones, Smartphone content feeds, gaming applications, and push notifications notifications. Additionally, we believe there is a strong opportunity to develop better personalization solutions for the visual and email newsletters. We are developing solutions that allow video consumption of news media partners, service providers and manufacturers to provide better curated, personalized and more engaging content feeds and recommendations in these environments, across the Open Internet.

Through our acquisition of vi in the first quarter of 2022, we expanded our video product offerings to new formats and environments, including pre-roll high-impact video formats.

#### Table With the introduction of Contents

Onyx by Outbrain™, we have expanded our investment in applying our AI prediction to these new video and high-impact formats, delivering a curated consumer experience that drives attention for enterprise brands. We plan to continue to evaluate strategic acquisition or investment opportunities as part of our growth strategy in the future.

The development and deployment of new ad formats allow us to better serve users, consumers, media partners and, ultimately, advertisers who seek to target and engage users consumers at scale; we believe this continues to open and grow new types of advertiser demand, while ensuring relevance as the environments in which we operate diversify.

#### Table of Contents

#### Investment in Our Technology and Infrastructure

Innovation is a core tenet of our Company and our industry. We plan to continue our investments in our people and our technology in order to retain and enhance our competitive position. For example, improvements to our algorithms AI prediction engine help us deliver more relevant ads, driving higher user engagement, thereby improving ROAS for advertisers and increasing monetization for our media partners.

We strongly believe in the transformative power of AI in shaping the future of sustainable media, and have been utilizing AI technology for years to empower both media owners and advertisers in their businesses. We leverage AI in a manner designed to enable media owners to increase their revenues and connect with audiences on their own platforms within the Open Internet. We use machine learning to predict consumer interest and propensity to convert. We make around 1 billion such predictions every second. Our technology has developed into a robust AI machine learning system and is largely homegrown by our Research and Development team. One of the strongest long-term levers in our business is the continuous improvement of our algorithms and the data sets our algorithms learn from. Our direct integrations across our media partners' properties provide us with a large volume of proprietary first-party data, including context, user interest and behavioral signals. The more data points we have, the better our CTR predictions and yield potential can be.

Our Smartlogic product dynamically adjusts both the arrangement and the formats of content delivered to a user, depending on the user's preferences and our media partner's key performance indicators ("KPIs"), designed to provide a more personalized tailored and engaging feed experience. We continue to invest in media partner and advertiser focused tools, technology, and products as well as privacy-centric solutions, most recently announcing the launch of solutions. For example, Keystone by Outbrain, which Outbrain™ enables a more holistic management of overall revenue for media owners increasingly focused on revenue diversification.



We believe that our proprietary micro-services, API-based cloud infrastructure provides us with a strategic competitive advantage, as we are able to deploy code **an average hundreds of 300** times per day and grow in a scalable and highly cost-effective manner. As we develop and deploy solutions for enhanced integration of our technologies in new environments, with new content and ad formats, we anticipate activity through our platform to grow. We anticipate that the investment in our technology, infrastructure and solutions will contribute to our long-term growth.

### Industry Dynamics

Our business depends on the overall demand for digital advertising, on the continuous success of our current and prospective media partners, and on general market conditions. Digital advertising is a rapidly **evolving and** growing industry, with growth that has outpaced the growth of the **broader broad** advertising industry. **Content Content** consumption continues to shift online, requiring media owners to adapt in order to successfully attract, engage and monetize their **users**. **Given the large and growing consumers**. **The soaring volume of online content, being generated online, amplified by the latest generative AI innovations, has made** content curation tools **are increasingly becoming a necessity even more essential for users consumers** and media owners alike. **Advertisers**

AI is revolutionizing content creation, distribution, and personalization; automating tasks like video editing, image recognition, and language translation. AI-powered systems are also **improving content delivery, helping media platforms suggest relevant movies, shows, articles, and advertisements to consumers**. This is especially important at a time when advertisers increasingly **rely on** anticipate measurable results from their digital advertising **platforms that deliver highly targeted ads** investments. Our experience in this space enables us to more nimbly capitalize on the opportunities for media owners and **measurable performance**. **advertisers to leverage AI and automation to engage consumers and optimize their business goals**.

Regulators across most developed markets are increasingly focused on enacting and enforcing user privacy rules as well as **exerting** tighter oversight **of on** the major "walled garden" platforms. Industry participants have recently been, and likely will continue to be, impacted by changes implemented by platform leaders, such as Apple's change to its Identifier for Advertisers policy and Google's evolving roadmap pertaining to the use of **third-party** cookies within its Chrome web browser. See Item 1A, "Risk **Factors**" **Factors**" in this Report for additional information regarding changing industry dynamics with respect to industry participants and the regulatory environment. Given our focus on **innovation, context and engagement**, the depth and length of our media partner relationships, and our scale, we believe that we are well positioned in the long-term to address and potentially benefit from many of these industry dynamics. Additionally, we **believe are confident** that our strength in delivering engagement and clear outcomes for advertisers, **built on our proprietary AI prediction engine**, aligns well with the ongoing market shift towards increased accountability and expectations of ROAS from digital advertising **spend generally, spend**.

### [Table of Contents](#)

### Seasonality

The global advertising industry experiences seasonal trends that affect most participants in the digital advertising ecosystem. Our revenue generally fluctuates from quarter to quarter as a result of a variety of factors, including seasonality, as many advertisers allocate the largest portion of their budgets to the fourth quarter of the calendar year to coincide with increased holiday purchasing, as well as the timing of advertising budget cycles. Historically, the fourth quarter of the year has reflected the highest levels of advertiser spending, and the first quarter generally has reflected the lowest level of advertiser spending.

In addition, expenditures by advertisers tend to be cyclical and discretionary in nature, reflecting changes in brand advertising strategy, budgeting constraints, and buying patterns, and a variety of other factors, many of which are outside of our control. The quarterly rate of increase in our traffic acquisition costs is generally commensurate with the quarterly rate of increase in our revenue. However, traffic acquisition costs have, at times, grown at a faster or slower rate than revenue, primarily due to the mix of the revenue generated or contracted terms with media partners. We generally expect these seasonal trends to continue, though historical seasonality may not be predictive of future results given the potential for changes in advertising buying patterns and macroeconomic conditions. These trends will affect our operating results and we expect our revenue to continue to fluctuate based on seasonal factors that affect the advertising industry as a whole.

### [Table of Contents](#)

### Definitions of Financial and Performance Measures

#### Revenue

We generate revenue from advertisers through ads that we deliver across a variety of media partner properties. We charge advertisers for clicks on and, to a lesser extent, impressions of their ads, depending on how they choose to contract with us. We recognize revenue in the period in which the click or impression occurs.

The amount of revenue that we generate depends on the level of demand from advertisers to promote their content to users across our media partners' properties. We generate higher revenue at times of high demand, which is also impacted by seasonal factors. For any given marketing campaign, the advertiser has the ability to adjust its price in real time and set a maximum **daily** spend. This allows advertisers to adjust the estimated ad spend attributable to the particular campaign. Due to the measurable performance that our advertisers achieve with us, a portion of our advertisers **increase their level of** spend with us **on an unlimited basis, over time** as long as their ROAS objectives are met.

Our agreements with advertisers provide them with considerable flexibility to modify their overall budget, price (cost-per-click or cost-per-impression), and the ads they wish to deliver on our platform.

#### Traffic Acquisition Costs

We define traffic acquisition costs ("TAC") as amounts owed to media partners for their share of the revenue we generated on their properties. We incur traffic acquisition costs in the period in which the revenue is recognized. Traffic acquisition costs are based on the media partners' revenue share or, in some circumstances, based on a guaranteed minimum rate of payment from us in exchange for guaranteed placement of our ads on specified portions of the media partner's digital properties. These guaranteed rates are typically



provided per thousand qualified page views, whereas our minimum monthly payment to the media partner may fluctuate based on how many qualified page views the media partner generates, subject to a maximum guarantee. As such, traffic acquisition costs may not correlate with fluctuations in revenue, and our rates may remain fixed even with a decrease in revenue. Traffic acquisition costs also include amounts payable to programmatic supply partners.

#### **Other Cost of Revenue**

Other cost of revenue consists of costs related to the management of our data centers, hosting fees, data connectivity costs and depreciation and amortization. Other cost of revenue also includes the amortization of capitalized software that is developed or obtained for internal use associated with our revenue-generating technologies.

#### **Operating Expenses**

Our operating expenses consist of research and development, sales and marketing and general and administrative expenses. The largest component of our operating expenses is personnel costs. Personnel costs consist of wages, benefits, bonuses, stock-based compensation and, with respect to sales and marketing expenses, sales commissions.

#### [Table of Contents](#)

**Research and Development.** Research and development expenses are related to the development and enhancement of our platform and consist primarily of personnel and the related overhead costs, amortization of capitalized software for non-revenue generating infrastructure and facilities costs.

**Sales and Marketing.** Sales and marketing expenses consist primarily of personnel and the related overhead costs for personnel engaged in marketing, advertising, client services, and promotional activities. These expenses also include advertising and promotional spend on media, conferences, and other events to market our services, and facilities costs.

**General and Administrative.** General and administrative expenses consist primarily of personnel and the related overhead costs, professional fees, facilities costs, insurance, and certain taxes other than income taxes. General and administrative personnel costs include, among others, our executive, finance, human resources, information technology and legal functions. Our professional service fees consist primarily of accounting, audit, tax, legal, information technology and other consulting costs, including our implementation of the and compliance with Sarbanes-Oxley Act requirements.

#### [Table of Contents](#)

#### **Other Expense, Income (Expense), Net**

Other expense, income (expense), net is comprised of charges related to exchange of senior notes upon IPO, gain (loss) on convertible debt, interest expense and interest income and other expense, net, and interest income. income (expense).

**Charges related to exchange Gain on convertible debt.** In 2023, we repurchased \$118.0 million of senior notes upon IPO. Charges for the year ended December 31, 2021 include our outstanding Convertible Notes at a one-time charge discount of \$42.0 million related to accelerated amortization approximately 19% of the unamortized discount and deferred issuance costs on the \$200 million aggregate principal amount and recorded a pre-tax gain of senior subordinated secured notes issued on July 1, 2021 and exchanged to Convertible Notes upon our IPO. \$22.6 million.

**Interest Expense.** Interest expense consists of interest expense on our 2.95% the Convertible Senior Notes, due 2026 (the "Convertible Notes"), our revolving credit facility and capital leases. Interest expense may increase if we incur any borrowings periodically under our revolving credit facility or if we enter into new debt facilities or capital leasing arrangements.

**Interest Income and Other Income (Expense) Income, net.** Interest income and other income (expense) income, net primarily consists of interest earned on our cash, and cash equivalents and investments in marketable securities, discount amortization relating to on our investments in marketable securities, and foreign currency exchange gains and losses. Foreign currency exchange gains and losses, both realized and unrealized, relate to transactions and monetary asset and liability balances denominated in currencies other than the functional currencies, including mark-to-market adjustments on undesignated foreign exchange forward contracts. Foreign currency gains and losses may continue to fluctuate in the future due to changes in foreign currency exchange rates.

#### **Provision (Benefit) for Income Taxes**

Provision (benefit) for income taxes consists of federal and state income taxes in the United States ("U.S.") and income taxes in certain foreign jurisdictions, as well as deferred income taxes and changes in valuation allowance, reflecting the net tax effects of temporary differences between the carrying amounts of assets and liabilities for financial reporting purposes and the amounts used for income tax purposes.

Realization of our deferred tax assets depends on the generation of future taxable income. In considering the need for a valuation allowance, we consider our historical and future projected taxable income, as well as other objectively verifiable evidence, including our realization of tax attributes, assessment of tax credits and utilization of net operating loss carryforwards.

#### [Table of Contents](#)

#### **Results of Operations**

We have one operating segment, which is also our reportable segment. The following tables set forth our results of operations for the periods presented:

		Year Ended December 31,				
		2022	2021	2020		
		(In thousands)				
		Year Ended December 31,			Year Ended December 31,	
		2023			2023	2022
		(In thousands)			(In thousands)	
Consolidated Statements of Operations:	Consolidated Statements of Operations:					
Revenue	Revenue	\$ 992,082	\$1,015,630	\$ 767,142		
Revenue	Revenue				\$ 935,818	\$ 992,082
Cost of revenue:	Cost of revenue:					
Traffic acquisition costs	Traffic acquisition costs					
Traffic acquisition costs	Traffic acquisition costs	757,321	743,579	572,802	708,449	757,321
Other cost of revenue	Other cost of revenue	42,108	31,791	29,278	42,571	42,108
Total cost of revenue	Total cost of revenue	799,429	775,370	602,080	751,020	799,429
Gross profit	Gross profit	192,653	240,260	165,062	184,798	192,653
Operating expenses:	Operating expenses:					
Research and development	Research and development	40,320	39,169	28,961		
Research and development	Research and development				36,402	40,320
Sales and marketing	Sales and marketing	108,816	95,786	77,570	98,370	108,816
General and administrative	General and administrative	57,065	70,749	48,354	58,665	57,065
Total operating expenses	Total operating expenses	206,201	205,704	154,885	193,437	206,201
(Loss) income from operations	(Loss) income from operations	(13,548)	34,556	10,177		
Other expense, net:	Other expense, net:					
Charges related to exchange of senior notes upon IPO	Charges related to exchange of senior notes upon IPO	—	(42,049)	—		
Loss from operations	Loss from operations				(8,639)	(13,548)
Other income (expense), net:	Other income (expense), net:					
Gain on convertible debt	Gain on convertible debt					
Gain on convertible debt	Gain on convertible debt					
Gain on convertible debt	Gain on convertible debt				22,594	—
Interest expense	Interest expense	(7,625)	(3,964)	(832)	(5,393)	(7,625)

Interest income and other (expense) income, net	2,600	(3,078)	(1,695)
Total other expense, net	(5,025)	(49,091)	(2,527)
(Loss) income before provision (benefit) for income taxes	(18,573)	(14,535)	7,650
Provision (benefit) for income taxes	6,008	(25,530)	3,293
Net (loss) income	\$ (24,581)	\$ 10,995	\$ 4,357

Interest income and other income (expense), net	Interest income and other income (expense), net	7,793	2,600
Total other income (expense), net	Total other income (expense), net	24,994	(5,025)
Income (loss) before provision (benefit) for income taxes	Income (loss) before provision (benefit) for income taxes	16,355	(18,573)
Provision for income taxes	Provision for income taxes	6,113	6,008
Net income (loss)	Net income (loss)	\$ 10,242	\$ (24,581)

Other Financial Data:

Other Financial Data:

Research and development as % of revenue	Research and development as % of revenue	4.1	%	3.9%	3.8	%	3.9	%	4.1	%
Sales and marketing as % of revenue	Sales and marketing as % of revenue	11.0	%	9.4%	10.1	%	10.5	%	11.0	%
General and administrative as % of revenue	General and administrative as % of revenue	5.8	%	7.0%	6.3	%	6.3	%	5.8	%
Ex-TAC Gross Profit		\$ 234,761	\$ 272,051	\$ 194,340						
Adjusted EBITDA		\$ 26,274	\$ 88,884	\$ 41,145						
Ex-TAC Gross Profit <sup>(1)</sup>										
Ex-TAC Gross Profit <sup>(1)</sup>										
Ex-TAC Gross Profit <sup>(1)</sup>							\$ 227,369		\$ 234,761	
Adjusted EBITDA <sup>(1)</sup>							\$ 28,455		\$ 26,274	

<sup>(1)</sup> Ex-TAC Gross Profit and Adjusted EBITDA are non-GAAP financial measures. See "Non-GAAP Reconciliations" in this Report for the definitions and limitations of these measures, and reconciliations to the most comparable U.S. GAAP financial measures.

Year Ended **December 31, 2022** **December 31, 2023** Compared to Year Ended **December 31, 2021** **December 31, 2022**

#### Revenue

Revenue decreased by **\$23.5 million** **\$56.3 million**, or **2.3%** **5.7%**, to **\$935.8 million** in 2023 from **\$992.1 million** in 2022 from **\$1,015.6 million** in 2021. Revenue for 2022 2023 included net unfavorable favorable foreign currency effects of approximately **\$42.7 million** **\$5.0 million**, and increased **\$19.2 million** decreased **\$61.3 million**, or **1.9%** **6.2%**, on a constant currency basis, compared to the prior year period. Our reported revenue decreased approximately **\$146.6** **\$140.1** million due to net revenue retention of 86% on existing

media partners, as we have experienced lower yields mainly due to weaker demand on our platform, primarily as a result of reflecting the current macroeconomic conditions and the related impact on advertising spend, as well as due to unfavorable foreign currency effects. spend. This decrease was partially offset by growth of approximately 12% 8%, or \$125.0 \$80.1 million, from new media partners, including our recently acquired vi business.

#### [Table of Contents](#)

partners.

See "Non-GAAP Reconciliations" "Non-GAAP Reconciliations" for information regarding the constant currency measures provided in this discussion and below to supplement our reported results.

#### [Table of Contents](#)

### Cost of Revenue and Gross Profit

Traffic acquisition costs increased \$13.7 million decreased \$48.9 million, or 1.8% 6.5%, to \$757.3 million \$708.4 million in 2022, 2023, compared to \$743.6 million \$757.3 million in the prior year period. Traffic acquisition costs included net favorable unfavorable foreign currency effects of approximately \$36.1 million \$3.9 million, and increased \$49.8 million decreased \$52.8 million, or 6.7% 7.0%, on a constant currency basis, compared to the prior year period. Traffic The decrease in traffic acquisition costs grew despite was primarily due to lower revenue due to an unfavorable revenue mix and lower improved performance from certain deals. deals, partially offset by a net unfavorable change in revenue mix. As a percentage of revenue, traffic acquisition costs increased decreased to 75.7% in 2023, from 76.3% in 2022, from 73.2% in 2021, 2022.

Other cost of revenue increased \$10.3 million \$0.5 million, or 32.5% 1.1%, to \$42.1 million \$42.6 million in 2022, 2023, compared to \$31.8 million \$42.1 million in the prior year period, primarily due to increased depreciation expense on server equipment, higher hosting fees due to continued platform improvements, including increased data processing capacity, and higher network security related costs. This increase also includes costs from the newly acquired vi business, including the related amortization partially offset by lower depreciation expense for intangible assets associated with developed technology, on server equipment. As a percentage of revenue, other cost of revenue increased 110 30 basis points to 4.5% in 2023 from 4.2% in 2022 from 3.1% in 2021, 2022.

Gross profit decreased \$47.6 million \$7.9 million, or 19.8% 4.1%, to \$184.8 million in 2023, compared to \$192.7 million in 2022, compared to \$240.3 million in 2021, which was primarily attributable to the increase decrease in revenue exceeding the decrease in the cost of revenue and lower revenue, as previously described. Gross profit for 2022 2023 included net unfavorable favorable foreign currency effects of approximately \$6.6 million \$1.0 million, and decreased \$41.0 million \$8.9 million, or 17.0% 4.6%, on a constant currency basis, compared to the prior year period.

### Ex-TAC Gross Profit

Our Ex-TAC Gross Profit decreased \$37.3 million \$7.4 million, or 13.7% 3.1%, to \$227.4 million in 2023, from \$234.8 million in 2022, from \$272.1 million in 2021, 2022. Ex-TAC Gross Profit for 2022 2023 included net unfavorable favorable foreign currency effects of approximately \$6.6 million \$1.1 million, and decreased \$30.7 million \$8.5 million, or 11.3% 3.6%, on a constant currency basis, compared to the prior year period. The decrease in Ex-TAC Gross Profit was primarily driven by lower revenue as well as and a net unfavorable change in revenue mix, and lower partially offset by improved performance from certain deals. See "Non-GAAP Reconciliations" for the related definition and reconciliations to our gross profit.

### Operating Expenses

Operating expenses increased decreased by \$0.5 million \$12.8 million, or 0.2% 6.2%, to \$193.4 million in 2023, from \$206.2 million in 2022, from \$205.7 million in 2021, 2022. Operating expenses for 2022 2023 included net favorable foreign currency effects of approximately \$10.7 million \$4.9 million, and increased \$11.2 million decreased \$7.9 million, or 5.4% 3.8%, on a constant currency basis, compared to the prior year period. Reported The reported decrease in operating expenses was primarily attributable to lower personnel-related costs of \$14.1 million (net of \$2.9 million of increased severance and related costs), largely due to lower headcount from cost reduction initiatives and favorable foreign currency effects, lower professional fees of \$2.9 million largely attributable to Sarbanes-Oxley Act implementation costs in 2021 reflected \$16.5 million the prior year period, and lower expense of one-time incremental cumulative stock-based compensation expense recorded \$2.2 million related to fully amortized intangible assets from a prior acquisition. These declines were partially offset by a \$4.7 million increase in the provision for IPO-contingent awards, as well as credit losses and a decrease of \$8.2 million \$2.6 million increase in regulatory costs, reflecting fees largely due to a partial insurance recovery in 2022. Such decreases were more than offset by a \$25.2 million increase in other operating expenses in 2022, which was primarily comprised of higher other personnel-related costs of \$11.6 million, increased public company costs of \$4.2 million, expanded digital services taxes in Europe of \$3.7 million, amortization of certain intangible assets related to our acquisition of vi, and increased costs of transitioning from a largely remote to a hybrid environment. the prior year period.

The components of operating expenses are discussed below:

- **Research and development expenses** — increased \$1.2 million decreased \$3.9 million, primarily due to higher lower personnel-related costs to invest in our technology, offset in part by \$1.2 million of one-time incremental cumulative stock-based compensation expense recorded 2021 for IPO-contingent awards. costs.
- **Sales and marketing expenses** — increased \$13.0 million decreased \$10.5 million, which was primarily due to higher a \$7.0 million decrease in personnel-related costs (net of \$8.8 million, expanded digital services taxes increased severance and related costs of \$3.7 million, amortization \$1.9 million), lower expense of certain \$2.2 million related to fully amortized intangible assets, related to our acquisition of vi of \$1.9 million, and increased costs related to the transition from a largely remote to a hybrid environment. These increases were partially offset by \$4.2 million of one-time incremental cumulative stock-based compensation expense recorded in 2021 for IPO-contingent awards. lower marketing costs.
- **General and administrative expenses** — decreased \$13.7 million increased \$1.6 million, primarily due to \$11.1 million of one-time incremental cumulative stock-based compensation expense recorded a \$4.7 million increase in 2021 the provision for IPO-contingent awards, as well as credit losses and a decrease \$2.6 million increase in regulatory costs of \$8.2 million, reflecting fees, largely due to a partial insurance recovery in 2022, the prior year period. These decreases increases were partially offset by

higher public company lower personnel related costs of \$4.2 million \$3.2 million and lower professional fees of \$2.9 million, and increased largely attributable to the Sarbanes-Oxley implementation costs of transitioning from a largely remote to a hybrid environment, in the prior year period.

#### [Table of Contents](#)

Operating expenses as a percentage of revenue increased decreased slightly to 20.7% in 2023 from 20.8% in 2022, from 20.3% primarily due to the favorable impact of our cost-saving measures, including our global workforce reduction executed in 2021, reflecting a the first half of 2023 to adjust to the continued macroeconomic uncertainty, offset in part by higher rate of increase severance and benefit costs and provision for credit losses recorded in 2023. We expect our operating expenses than revenues, partially offset by a 1.6% decrease to increase modestly in operating expenses 2024 from 2023, as a result of the absence of the one-time incremental cumulative stock-based compensation expense of \$16.5 million recognized during the year ended December 31, 2021. we invest in key strategic initiatives to support innovation in our business and drive future growth.

#### [Table of Contents](#)

### **Total Other Expense, Income (Expense), Net**

Total other income (expense), net, increased \$30.0 million to income of \$25.0 million in 2023, compared to net expense net, decreased \$44.1 million to of \$5.0 million in 2022, compared to \$49.1 million in 2021. This decrease in expenses was primarily attributable to driven by the absence pre-tax gain of the \$42.0 million of one-time charges related to the exchange and cancellation of senior notes upon IPO approximately \$22.6 million recorded in 2021 to recognize the unamortized discount and deferred issuance costs on senior subordinated secured notes issued on July 1, 2021, upon our IPO and convertible senior notes issuance. In addition, we recorded \$3.6 million of income 2023 in connection with the partial repurchase of our new Convertible Notes. The increase in total other income (expense), net was also attributable to incremental investment income of \$4.4 million recorded in connection with our investment program initiated in July 2022. These decreases 2022, a favorable change of \$3.0 million in expenses were partially offset by higher mark-to-market adjustments on undesignated foreign exchange forward contracts used to manage our foreign currency exchange risk on net cash flows from our non-U.S. dollar denominated operations, and reduced interest expense of \$4.0 million on our convertible notes issued in July 2021. See Notes 1 and 7 to the accompanying audited consolidated financial statements for additional information.

### **Provision (Benefit) for Income Taxes**

Provision for income taxes was \$6.0 million in 2022, compared to benefit from income taxes of \$25.5 million in 2021, \$2.2 million largely due to the \$31.8 million release our repurchase of half of the valuation allowance on certain deferred tax assets outstanding Convertible Notes in the U.S in 2021. In addition, provision for income taxes increased due to the increase in uncertain tax positions compared to prior year. April 2023. These increases were partially offset by higher losses resulting from remeasurement of transactions denominated in currencies other than the impact of lower global pre-tax profitability functional currencies.

### **Provision for Income Taxes**

Provision for income taxes was \$6.1 million in the current year and the geographic mix of earnings, including lower tax expense from the inclusion of foreign subsidiaries income 2023, compared to \$6.0 million in the U.S. 2022. Our effective tax rate was 37.4% in 2023, compared to (32.3)% in 2022, primarily due to a higher pre-tax income in 2023 (which included a pre-tax gain of approximately \$22.6 million on the partial repurchase of our Convertible Notes), as compared to 175.6% in 2021. Our 2021 effective tax rate was unfavorably impacted by the \$31.8 million release of valuation allowance a pre-tax loss in the U.S. (See Note 8 prior period, and incremental tax expense related to the accompanying audited consolidated financial statements for additional information.) profitability of non-U.S. jurisdictions, partially offset by a deduction related to foreign-derived intangible income in 2023.

A provision enacted as part of the 2017 Tax Cuts & Jobs Act requires companies to capitalize certain research and experimental expenditures for tax purposes in tax years beginning after December 31, 2021. As a result, our utilization as of December 31, 2023, the Company's U.S. federal net operating losses has increased have been fully utilized, with the exception of those subject to the annual limitation provided for in 2022, as compared to prior years.

In addition, on August 16, 2022, the U.S. enacted the Inflation Reduction Act of 2022, which among other things implements a 15% minimum tax on adjusted financial statement income of certain large corporations and a 1% excise tax on net share repurchases. Based on our current analysis Section 382 of the provisions, this legislation is not expected Internal Revenue Code of 1986, as amended (the "Code"), which resulted in higher cash taxes and lower effective tax rate due to have a material impact on our consolidated financial statements, based on our current share repurchase program. deduction related to foreign-derived intangible income.

Our future effective tax rate may be affected by the geographic mix of earnings in countries with different statutory rates. Additionally, our future effective tax rate may be affected by our ongoing assessment of the need for a valuation allowance on our deferred tax assets or liabilities, or changes in tax laws, regulations, or accounting principles, tax planning initiatives, as well as certain discrete items.

### **Net Income (Loss) Income**

As a result of the foregoing, we recorded net income of \$10.2 million in 2023, as compared to net loss of \$24.6 million in 2022, as compared to net income of \$11.0 million in 2021. 2022. As previously discussed, net income for 2021 2023 included a one-time tax benefit \$22.6 million pre-tax gain in connection with our partial repurchase of \$31.8 million due to a release of the valuation allowance on certain deferred tax assets. Net income for 2021 also included \$42.0 million of one-time charges related to exchange of senior notes upon IPO (pre-tax), as well as \$16.5 million of one-time incremental cumulative stock-based compensation expense (pre-tax) for awards with an IPO performance condition. our Convertible Notes.

### **Adjusted EBITDA**

Our Adjusted EBITDA decreased \$62.6 million increased \$2.2 million to \$28.5 million in 2023 from \$26.3 million in 2022, from \$88.9 million in 2021, primarily due to lower operating expenses, partially offset by lower Ex-TAC Gross Profit, and increased operating expenses and other costs of revenue, as previously described. Our Adjusted EBITDA for 2022 2023

included net favorable foreign currency effects of approximately **\$3.4 million** **\$5.9 million**. See “Non-GAAP Reconciliations” for the related definitions of Adjusted EBITDA and reconciliations to our net income.

## [Table of Contents](#)

### **Year Ended December 31, 2021 Compared to Year Ended December 31, 2020**

#### **Revenue**

Revenue increased by \$248.5 million, or 32.4%, to \$1,015.6 million in 2021 from \$767.1 million in 2020. Revenue grew approximately 25.8%, or \$198.5 million, from net revenue retention on existing media partners primarily due to increased monetization from higher demand on our platform and our growth in the click-through-rate, and approximately 7.0%, or \$53.8 million, from new media partners. Revenue in 2021 also benefited from net favorable foreign currency effects of approximately \$6.7 million.

#### **Cost of Revenue and Gross Profit**

Traffic acquisition costs increased \$170.8 million, or 29.8%, to \$743.6 million in 2021, compared to \$572.8 million in the prior year period, including net unfavorable foreign currency effects of approximately \$7.3 million. Traffic acquisition costs grew less than revenue due to favorable revenue mix from higher margin media partners and improved performance on media owners with guarantee arrangements. As a percentage of revenue, traffic acquisition costs decreased to 73.2% in 2021, from 74.7% in 2020.

Other cost of revenue increased \$2.5 million, or 8.6%, to \$31.8 million in 2021, compared to \$29.3 million in the prior year period, primarily due to higher hosting fees due to increased revenue and increased depreciation expense on server equipment. As a percentage of revenue, other cost of revenue decreased 70 basis points to 3.1% in 2021 from 3.8% in 2020.

Gross profit increased \$75.2 million, or 45.6%, to \$240.3 million in 2021, compared to \$165.1 million in 2020, which was primarily attributable to the increase in revenue, partially offset by the corresponding increase in cost of revenue, as previously described.

#### **Ex-TAC Gross Profit**

Our Ex-TAC Gross Profit increased \$77.8 million, or 40.0%, to \$272.1 million in 2021, from \$194.3 million in 2020, including net unfavorable foreign currency effects of approximately \$0.6 million. The increase in Ex-TAC Gross Profit was primarily driven by our revenue growth as well as favorable revenue mix from higher margin media partners and improved performance on media owners with guarantee arrangements. See “Non-GAAP Reconciliations” for the related definition and reconciliations to our gross profit.

#### **Operating Expenses**

Operating expenses increased by \$50.8 million, or 32.8%, to \$205.7 million in 2021, from \$154.9 million in 2020. Operating expenses for 2021 included approximately \$16.5 million of one-time incremental cumulative stock-based compensation expense for awards with a performance condition that was met upon our IPO, and regulatory matter costs of \$6.4 million. Operating expenses for 2020 included terminated merger expenses of \$11.2 million, offset in part by a \$2.3 million reversal of a tax-contingency recorded in 2019. The remaining \$36.8 million increase in operating expenses was primarily attributable to higher personnel-related costs of \$25.0 million, primarily reflecting higher headcount and incentive-based compensation, as well as increased professional fees of \$4.3 million and marketing costs of \$3.8 million. Operating expenses included net unfavorable foreign currency effects of approximately \$4.6 million.

The components of operating expenses are discussed below:

- **Research and development expenses** — increased \$10.2 million, primarily attributable to increased personnel-related costs to invest in the growth of our platform, including \$1.2 million of one-time incremental cumulative stock-based compensation expense related to awards with a performance condition that was satisfied upon our IPO.
- **Sales and marketing expenses** — increased \$18.2 million, primarily due to higher personnel-related costs of \$14.3 million, including \$4.2 million of one-time incremental cumulative stock-based compensation expense for awards with a performance condition that was satisfied upon our IPO, as well as higher marketing costs of \$3.6 million.
- **General and administrative expenses** — increased \$22.4 million, largely due to higher personnel-related costs of \$18.3 million, including \$11.1 million of one-time incremental cumulative stock-based compensation expense for awards with a performance condition that was satisfied upon our IPO, and higher professional fees of \$10.5 million, which included regulatory matter costs of \$6.4 million in 2021. Operating expenses for 2020 included terminated merger expenses of \$11.2 million, partially offset by a \$2.3 million reversal of a tax-contingency recorded in 2019 with a corresponding charge to income tax expense in 2020.

Operating expenses as a percentage of revenue increased slightly to 20.3% in 2021 from 20.2% in 2020.

## [Table of Contents](#)

#### **Total Other Expense, Net**

Total other expense, net, increased to \$49.1 million in 2021, compared to \$2.5 million in 2020, primarily due to \$42.0 million of one-time charges recorded in 2021 to recognize the unamortized discount and deferred issuance costs on senior subordinated secured notes issued on July 1, 2021, upon our IPO and convertible senior notes issuance (see Note 7 to the accompanying audited consolidated financial statements for additional information). The increase in total other expense was also attributable to \$3.1 million of interest expense on our convertible senior notes in 2021, as well as the absence of the \$1.1 million gain on sale of an asset recorded in 2020.

#### **(Benefit) Provision for Income Taxes**



Benefit from income taxes was \$25.5 million in 2021, compared to provision for income taxes of \$3.3 million in 2020, primarily attributable to the release of the valuation allowance on certain deferred tax assets in the U.S. Our effective tax rate was 175.6% in 2021, compared to 43.0% in 2020. Our 2021 effective tax rate was unfavorably impacted by the \$31.8 million release of valuation allowance in the U.S. (See Note 8 to the accompanying audited consolidated financial statements for additional information.) Our 2020 effective tax rate was unfavorably impacted by approximately 16.5 percentage points due to certain non-recurring prior year taxes in a foreign tax jurisdiction.

Our future effective tax rate may be affected by the geographic mix of earnings in countries with different statutory rates. Additionally, our future effective tax rate may be affected by our ongoing assessment of the need for valuation allowance on our deferred tax assets or liabilities, or changes in tax laws, regulations, or accounting principles, as well as certain discrete items.

Net Income

As a result of the foregoing, net income increased \$6.6 million, to \$11.0 million in 2021, from \$4.4 million in 2020. As previously discussed, net income for 2021 included a one-time tax benefit of \$31.8 million due to a release of the valuation allowance on certain deferred tax assets. Net income for 2021 also included charges of \$42.0 million (pre-tax) to recognize the unamortized discount and deferred financing costs on our senior subordinated secured notes that were exchanged for convertible notes upon our IPO, as well as \$16.5 million of one-time incremental cumulative stock-based compensation expense (pre-tax) for awards with an IPO performance condition.

Adjusted EBITDA

Our Adjusted EBITDA increased \$47.7 million to \$88.9 million in 2021 from \$41.1 million in 2020, which was primarily attributable to the increase in Ex-TAC Gross Profit, partially offset by the corresponding increase in operating expenses as we continue to invest in our business. See "Non-GAAP Reconciliations" for the related definitions and reconciliations to our net income.

Non-GAAP Reconciliations

Because we are a global company, the comparability of our operating results is affected by foreign exchange fluctuations. We calculate certain constant currency measures and foreign currency impacts by translating the current year's reported amounts into comparable amounts using the prior year's exchange rates. All constant currency financial information being presented is non-GAAP and should be used as a supplement to our reported operating results. We believe that this information is helpful to our management and investors to assess our operating performance on a comparable basis. However, these measures are not intended to replace amounts presented in accordance with U.S. GAAP and may be different from similar measures calculated by other companies.

We present Ex-TAC Gross Profit, Adjusted EBITDA, EBITDA, Adjusted EBITDA as a percentage of Ex-TAC Gross Profit, and Free Cash Flow because they are key profitability measures used by our management and the Board to understand and evaluate our operating performance and trends, develop short-term and long-term operational plans, and make strategic decisions regarding the allocation of capital. Accordingly, we believe that these measures provide information to investors and the market in understanding and evaluating our operating results in the same manner as our management and the Board.

Table of Contents

These non-GAAP financial measures are defined and reconciled to the corresponding U.S. GAAP measures below. These non-GAAP financial measures are subject to significant limitations, including those identified below. In addition, other companies in our industry may define these measures differently, which may reduce their usefulness as comparative measures. As a result, this information should be considered as supplemental in nature and is not meant as a substitute for revenue, gross profit, net income (loss) income or net cash provided by (used in) operating activities presented in accordance with U.S. GAAP.

Table of Contents

Ex-TAC Gross Profit

Ex-TAC Gross Profit is a non-GAAP financial measure. Gross profit is the most comparable U.S. GAAP measure. In calculating Ex-TAC Gross Profit, we add back other cost of revenue to gross profit. Ex-TAC Gross Profit may fluctuate in the future due to various factors, including, but not limited to, seasonality and changes in the number of media partners and advertisers, advertiser demand or user engagements.

There are limitations on the use of Ex-TAC Gross Profit in that traffic acquisition cost is a significant component of our total cost of revenue but not the only component and, by definition, Ex-TAC Gross Profit presented for any period will be higher than gross profit for that period. A potential limitation of this non-GAAP financial measure is that other companies, including companies in our industry which have a similar business, may define Ex-TAC Gross Profit differently, which may make comparisons difficult. As a result, this information should be considered as supplemental in nature and is not meant as a substitute for revenue or gross profit presented in accordance with U.S. GAAP.

The following table presents the reconciliation of Ex-TAC Gross Profit to gross profit, the most directly comparable U.S. GAAP measure, for the periods presented:

		Year Ended December 31,		
		2022	2021	2020
		(In thousands)		
Revenue	Year Ended December 31,		Year Ended December 31,	
	2023		2023	2022
	(In thousands)		(In thousands)	
	Revenue	\$ 992,082	\$1,015,630	\$767,142

Traffic acquisition costs	Traffic acquisition costs	(757,321)	(743,579)	(572,802)
Other cost of revenue	Other cost of revenue	(42,108)	(31,791)	(29,278)
Gross profit	Gross profit	192,653	240,260	165,062
Other cost of revenue	Other cost of revenue	42,108	31,791	29,278
Ex-TAC Gross Profit	Ex-TAC Gross Profit	\$ 234,761	\$ 272,051	\$194,340

#### Adjusted EBITDA

We define Adjusted EBITDA as net income (loss) income before charges gain related to the exchange of senior notes upon IPO; convertible debt; interest expense; interest income and other (expense) income, net; provision (benefit) for income taxes; depreciation and amortization; stock-based compensation, and other income or expenses that we do not consider indicative of our core operating performance, including, but not limited to IPO merger and acquisition costs, certain public company implementation costs, merger and acquisition related costs, regulatory matter costs, and severance costs related to our cost saving initiatives. We present Adjusted EBITDA as a supplemental performance measure because we believe it facilitates operating performance comparisons from period to period.

We believe that Adjusted EBITDA provides useful information to investors and others in understanding and evaluating our operating results in the same manner as our management and the Board. However, Adjusted EBITDA is a non-GAAP financial measure and how we calculate our calculation of Adjusted EBITDA is not necessarily comparable to non-GAAP information of other companies. Adjusted EBITDA should be considered as a supplemental measure and should not be considered in isolation or as a substitute for any measures of our financial performance that are calculated and reported in accordance with U.S. GAAP.

#### [Table of Contents](#)

The following table presents the reconciliation of Adjusted EBITDA to net income (loss) income, , the most directly comparable U.S. GAAP measure, for the periods presented:

Year Ended December 31,				
	2022	2021	2020	
	(In thousands)			
Net (loss) income	\$ (24,581)	\$10,995	\$ 4,357	

Year Ended December 31,				
	2023		2023	Year Ended December 31,
	(In thousands)			
				2022
				(In thousands)
Net income (loss)				
Interest expense	Interest expense	7,625	3,964	832
Interest income and other (expense) income, net		(2,600)	3,078	1,695
Charges related to exchange of senior notes upon IPO		—	42,049	—
Provision (benefit) for income taxes		6,008	(25,530)	3,293
Interest income and other income (expense), net				
Gain related to convertible debt				
Provision for income taxes				

Depreciation and amortization	Depreciation and amortization	26,919	19,470	18,509		
Stock-based compensation	Stock-based compensation	11,660	26,307	3,588		
Regulatory matter costs, net of insurance proceeds	Regulatory matter costs, net of insurance proceeds	(1,875)	6,361	—		
Merger and acquisition costs, public company implementation costs <sup>(1)</sup>	Merger and acquisition costs, public company implementation costs <sup>(1)</sup>	2,515	2,190	11,168		
Severance costs	Severance costs	603	—	—		
Tax contingency <sup>(2)</sup>		—	—	(2,297)		
Adjusted EBITDA	Adjusted EBITDA	\$ 26,274	\$88,884	\$41,145		
Net income as % of Gross Profit		(12.8) %	4.6 %	2.6 %		
Net income (loss) as % of gross profit						
Net income (loss) as % of gross profit						
Net income (loss) as % of gross profit					5.5 %	(12.8) %
Adjusted EBITDA as % of Ex-TAC Gross Profit	Adjusted EBITDA as % of Ex-TAC Gross Profit	11.2 %	32.7 %	21.2 %	Adjusted EBITDA as % of Ex-TAC Gross Profit	12.5 % 11.2 %

(1) Primarily includes costs related to our initial public offering, public company implementation costs and costs related to our acquisition of vi in January 2022. 2022, costs related to our initial public offering and public company implementation costs.

(2) Reflects a reversal of a tax contingency recorded within operating expenses in 2019 and a corresponding charge to income tax expense in 2020, net of foreign exchange impact.

### Free Cash Flow

Free cash flow is defined as cash flow provided by operating activities, less capital expenditures and capitalized software development costs. Free cash flow is a supplementary measure used by our management and the Board to evaluate our ability to generate cash and we believe it allows for a more complete analysis of our available cash flows. Free cash flow should be considered as a supplemental measure and should not be considered in isolation or as a substitute for any measures of our financial performance that are calculated and reported in accordance with U.S. GAAP.

The following table presents the reconciliation of free cash flow to net cash provided by operating activities.

		Year Ended December 31,				
		2022	2021	2020		
		(In thousands)				
		Year Ended December 31,			Year Ended December 31,	
		2023			2022	
		(In thousands)			(In thousands)	
Net cash provided by operating activities	Net cash provided by operating activities	\$ 3,813	\$56,762	\$52,986		

Purchases of property and equipment	Purchases of property and equipment	(13,375)	(9,743)	(1,511)
Capitalized software development costs	Capitalized software development costs	(12,569)	(10,311)	(8,990)
Free cash flow	Free cash flow	<u>\$(22,131)</u>	<u>\$36,708</u>	<u>\$42,485</u>

[Table of Contents](#)

## LIQUIDITY AND CAPITAL RESOURCES

We regularly evaluate the cash requirements for our operations, commitments, development activities and capital expenditures and manage our liquidity risk in a manner consistent with our corporate priorities. During 2022, we initiated a new Our current investment program which is focused on achieving maximum returns within our investment policy parameters, while preserving capital and maintaining sufficient liquidity.

We believe that our operating cash flow, cash and cash equivalents and investments will be sufficient to fund our anticipated operating expenses, capital expenditures, interest payments on our long-term debt, and planned share repurchases for at least the next 12 months and the foreseeable future. However, there are multiple factors that could impact our future liquidity, including our business performance, our ability to collect payments from our advertisers, having to pay our media partners even if our advertisers default on their payments, or other factors described under Item 1A "Risk Factors" included in this Report.

[Table of Contents](#)

### Sources of Liquidity

Our primary sources of liquidity are cash receipts from our advertisers, our cash and cash equivalents, and investments in marketable securities, and cash receipts from the available capacity under our advertisers. As discussed under "Recent Developments" in this MD&A, we have a revolving credit facility with SVB, which has been closed discussed below.

While our collections during the three months ended March 31, 2023 were negatively impacted by the California regulators in March 2023. While closure of Silicon Valley Bank ("SVB"), we are currently unable to make borrowings under the credit facility, we do not foresee any near-term needs to draw upon this facility. We are currently evaluating our options with respect to potential alternate credit facilities, and we cannot guarantee that we will be able to obtain such alternate financing on favorable terms or in the desired timeframe.

We have historically experienced higher cash collections during our first quarter due to seasonally strong fourth quarter sales, and, as a result, our working capital needs typically decrease during the first quarter. We generally expect these trends to continue as we continue to grow our business, in future periods.

As of December 31, 2022 December 31, 2023, in addition to cash flow from our operations, our available liquidity was as follows:

	December 31, 2022	2023
	(In thousands)	
Cash and cash equivalents <sup>(1)</sup>	\$ 105,580	70,889
Short-term investments	166,905	94,313
Long-term investments	78,761	65,767
Revolving Credit Facility <sup>(2)</sup>	70,683	75,000
Total	\$ 421,929	305,969

<sup>(1)</sup> As of December 31, 2022, 2023, approximately \$42.6 million \$32.1 million of our cash and cash equivalents was held outside of the United States by our non-U.S. subsidiaries. We currently do not have any plans to repatriate our earnings from our foreign subsidiaries. We intend to continue to reinvest our earnings from foreign operations for the foreseeable future, and do not anticipate that we will need funds generated from foreign operations to fund our domestic operations.

<sup>(2)</sup> See above under "Recent Developments" with respect to On November 2, 2021, the impact of SVB's closure on our credit facility Company entered into the Second Amended and Restated Loan and Security Agreement with SVB, ("2021 Revolving Credit Facility"). The 2021 Revolving Credit Facility which provides, subject to borrowing availability and certain other conditions, for revolving loans in an aggregate principal amount of up to \$75.0 million (the "Facility"), with a \$15.0 million sub-facility for letters of credit. Our borrowing availability under the Facility is calculated by reference to a borrowing base which is determined by specified percentages of eligible accounts receivable, based on the defined borrowing formula. On July 18, 2023, the Company entered into a first amendment to the Facility to convert the borrowing rate from LIBOR to SOFR and reduce the required level of domestic cash deposits that the Company is required to maintain at SVB. On March 27, 2023, First Citizens Bank entered into an agreement with FDIC to acquire Silicon Valley Bridge Bank, N.A., assuming all customer deposits and certain other liabilities of Silicon Valley Bridge Bank, N.A. As a result, the Facility remained in effect

with First Citizens Bank. The facility Facility will terminate on the earlier of (i) November 2, 2026 or (ii) 120 days prior to the maturity date of our 2.95% the Convertible Senior Notes, due 2026, unless the convertible notes Convertible Notes have been converted to our common equity securities of the Company, securities.

The 2021 Revolving Credit Facility contains representations and warranties, including, without limitation, with respect to collateral; accounts receivable; financials; litigation, indictment and compliance with laws; disclosure and no material adverse effect, each of which is a condition to funding. Additionally, the 2021 Revolving Credit Facility includes events of default and customary affirmative and negative covenants applicable to us and our subsidiaries, including, without limitation, restrictions on liens, indebtedness, investments, fundamental changes, dispositions, restricted payments, and prepayment of the Convertible Notes and of junior indebtedness. The 2021 Revolving Credit Facility contains a financial covenant that requires, in the event that credit extensions under the Facility equal or exceed 85% of the lesser of the

## Table of Contents

available commitments under the Facility or upon the occurrence of an event of defaults, our Company to maintain a minimum consolidated monthly fixed charge coverage ratio of 1.00. We were in compliance with all of the financial covenants under the 2021 Revolving Credit Facility as of December 31, 2022 December 31, 2023 and December 31, 2021 December 31, 2022. See Notes 7 and 14 Note 9 to the accompanying audited financial statements for additional information relating to our 2021 Revolving Credit the Facility.

## Material Cash Requirements

Our primary uses of liquidity are payments to our publishers, media partners, our operating expenses, capital expenditures, our long-term debt and the related interest payments, and repurchases under our \$30 million share repurchase program. We may also use our available cash to make acquisitions or investments in complementary companies or technologies.

## Table of Contents

We primarily use our operating cash for payments due to media partners and vendors, as well as for personnel costs, and other employee-related expenditures. Our contracts with media partners are generally variable based on volume or guarantee a minimum rate of payment if the media partner reaches certain performance targets. See "Definitions of Financial and Performance Measures —Traffic Acquisition Costs."

## Contractual Cash Obligations

The following table presents our material contractual obligations as of December 31, 2022 December 31, 2023:

	Payments Due by Period				
	Total	2023	2024-2025	2026-2027	Thereafter
	(In thousands)				
Long-term debt <sup>(1)</sup>	\$ 236,000	\$ —	\$ —	\$ 236,000	\$ —
Interest <sup>(1)</sup>	27,848	6,962	13,924	6,962	—
Operating lease obligations <sup>(2)</sup>	15,418	4,004	6,703	3,201	1,510
Capital lease obligations <sup>(3)</sup>	2,099	1,842	257	—	—
Acquisition consideration <sup>(4)</sup>	1,476	1,191	285	—	—
Other commitments <sup>(5)</sup>	54,422	26,677	25,465	2,280	—
Total <sup>(6)</sup>	\$ 337,263	\$ 40,676	\$ 46,634	\$ 248,443	\$ 1,510

	Payments Due by Period				
	Total	2024	2025-2026	2027-2028	Thereafter
	(In thousands)				
Long-term debt <sup>(1)</sup>	\$ 118,000	\$ —	\$ 118,000	\$ —	\$ —
Interest <sup>(1)</sup>	10,443	3,481	6,962	—	—
Operating lease obligations <sup>(2)</sup>	15,126	4,481	6,722	2,859	1,064
Finance lease obligations <sup>(3)</sup>	256	256	—	—	—
Other commitments <sup>(4)</sup>	50,239	31,396	18,627	216	—
Total <sup>(5)</sup>	\$ 194,064	\$ 39,614	\$ 150,311	\$ 3,075	\$ 1,064

- (1) Our 2.95% Convertible Senior Notes are due July 27, 2026, with interest payable semi-annually in arrears on January 27 and July 27 of each year. As a result of the partial repurchase of half of our Convertible Notes in April 2023, our remaining commitment relating to long-term debt has been reduced to \$118 million. See Note 7.9 to the accompanying audited financial statements for additional information, including conditions for early redemption.
- (2) Operating lease agreements primarily relate to leases for certain office facilities and managed data center facilities, including one new operating lease agreement that has not yet commenced with future lease payments of approximately \$2.4 million \$0.6 million. See Note 5.8 to the accompanying financial statements for additional information relating to our leases.
- (3) Capital lease and other obligations relate to prior leases for certain servers and related equipment. For the year ended December 31, 2022 December 31, 2023, we made regular payments totaling \$3.2 \$1.8 million on our finance lease obligations. See Note 5.8 to the accompanying audited consolidated financial statements for additional information relating to our leases.
- (4) Represents the remaining portion of the purchase price payable in connection with our 2022 acquisition of vi. See Note 2 to the accompanying consolidated financial statements for additional information.
- (5) Other commitments include data service contracts and other hosting agreements, network services, and other costs to maintain our platform.
- (6) (5) We are unable to reliably estimate the timing of future payments related to uncertain tax positions; therefore, we have excluded \$7.4 million \$8.4 million from the preceding table related to uncertain tax positions, including accrued interest and penalties as of December 31, 2022 December 31, 2023.

#### Treasury Share Repurchases

In February 28, 2022, our Board of Directors (the "Board") approved a share repurchase program under which we are authorized to purchase up to \$30 million of our common stock, par value \$0.001 per share, with no requirement to purchase any minimum number of shares. During 2022, we paid \$30.2 million, including commissions, to repurchase 6,389,129 shares under our share repurchase program, and there was no remaining availability under this share repurchase program as of December 31, 2022.

#### Table of Contents

On December 14, 2022, our Board approved a new stock repurchase program, authorizing us to repurchase up to \$30 million of its our common stock, par value \$0.001 per share, with no requirement to purchase any minimum number of shares. The manner, timing, and actual number of shares repurchased under the program will depend on a variety of factors, including price, general business and market conditions, and other investment opportunities. Shares may be repurchased through privately negotiated transactions or open market purchases, including through the use of trading plans intended to qualify under Rule 10b5-1 under the Exchange Act. The repurchase program may be commenced, suspended, or terminated at any time at our discretion without prior notice. RepurchasesAs of December 31, 2023, the remaining repurchase availability under our new \$30 million share repurchase program commenced was \$12.4 million, reflecting repurchases of 3,729,462 shares for \$17.8 million in January 2023. Commission costs associated with share repurchases and excise taxes accrued as a result of the Inflation Reduction Act of 2022 do not reduce the remaining authorized amount under the repurchase programs.

During 2022, we repurchased 6,389,129 shares with a fair value of \$30.2 million, including commissions, under our prior \$30 million share repurchase program authorized in February 2022.

In addition to our publicly announced programs, we periodically withhold shares to satisfy employee tax withholding obligations arising in connection with the vesting of restricted stock units and exercise of options and warrants in accordance with the terms of our equity incentive plans and the underlying award agreements. During 2022, 2021 2023 and 2020, 2022, we withheld 245,465 shares, 1,032,995 163,265 shares and 27,769 245,465 shares, respectively, with a fair value of \$2.5 million, \$14.2 \$0.8 million and \$0.3 \$2.5 million, respectively, to satisfy the minimum employee tax withholding obligations.

#### Table of Contents

#### Capital Expenditures

Our cash flow used in investing activities primarily consists of capital expenditures and capitalized software development costs. We spent \$13.4 million \$10.1 million in capital expenditures in 2022, primarily 2023, primarily relating to expenditures for servers and related equipment, leasehold improvements, and office equipment. We currently anticipate that our capital expenditures will be between \$9 million and \$11 million and \$14 million in 2023, 2024, primarily relating to expenditures for servers and related equipment leasehold improvements, and other equipment. However, actual amounts may vary from these estimates.

#### Cash Flows

The following table summarizes the major components of our net cash flows for the periods presented:

	Year Ended December 31,		
	2022	2021	2020
	(In thousands)		
Net cash provided by operating activities	\$ 3,813	\$ 56,762	\$ 52,986
Net cash used in investing activities	(317,898)	(20,101)	(9,423)
Net cash (used in) provided by financing activities	(31,699)	325,894	(4,228)
Effect of exchange rate changes	(4,043)	(1,030)	4,750



Net (decrease) increase in cash, cash equivalents and restricted cash	\$ (349,827)	\$ 361,525	\$ 44,085
---	--------------	------------	-----------

	Year Ended December 31,	
	2023	2022
	(In thousands)	
Net cash provided by operating activities	\$ 13,746	\$ 3,813
Net cash provided by (used in) investing activities	69,640	(317,898)
Net cash used in financing activities	(117,068)	(31,699)
Effect of exchange rate changes	(1,004)	(4,043)
Net decrease in cash, cash equivalents and restricted cash	\$ (34,686)	\$ (349,827)

### Operating Activities

Net cash from operating activities decreased \$52.9 million increased \$9.9 million, to net cash provided by operating activities of \$13.7 million in 2023, as compared to net cash provided by operating activities of \$3.8 million in 2022, as compared to cash provided by operating activities of \$56.8 million in 2021, which was primarily driven by a \$56.0 million decrease in our net income after non-cash adjustments. Net cash related to our working capital declined by \$3.2 million, primarily due to the unfavorable changes in accounts payable and other current liabilities and in prepaid expenses and other current assets, partially offset by the favorable change in accounts receivable. These changes in working capital were largely driven by lower profitability, higher prepayments to certain media owners in connection with long-term contracts, and the timing of payments and receipts.

Net cash provided by operating activities increased \$3.8 million, to \$56.8 million in 2021, as compared to \$53.0 million in 2020, primarily driven by a \$48.7 million \$9.2 million increase in our net income after non-cash adjustments largely and a \$0.7 million net favorable change in operating assets and liabilities, primarily attributable to lower prepayments made to media partners under long-term contracts, partially offset by a net use of cash related to working capital of \$33.1 million, primarily unfavorable change due to the timing of payments, and an increase in other assets of \$9.2 million, due to higher prepayments to certain media owners in connection with long-term contracts, working capital.

Our free cash flow for 2022 was 2023 improved to a use of cash of \$22.1 million \$6.5 million, as compared to free a use of cash flow of \$36.7 million \$22.1 million in 2021 2022, primarily reflecting higher net cash provided by operating activities and \$42.5 million in 2020, reflecting lower operating cash flow and higher capital expenditures in 2022, 2023. Free cash flow is a supplemental non-GAAP financial measure. See "Non-GAAP Reconciliations" for the related definition and a reconciliation to net cash provided by operating activities.

### [Table of Contents](#)

### Investing Activities

Cash from investing activities increased \$387.5 million, to net cash provided by investing activities of \$69.6 million in 2023, from net cash used in investing activities increased \$297.8 million, to of \$317.9 million in 2022 2022. This increase was primarily attributable to higher net proceeds of \$337.0 million related to our investments in marketable securities, comprised of proceeds from \$20.1 million sales (net of repurchases) of \$90.3 million in 2021, primarily due 2023, compared to \$246.7 million of net purchases of marketable securities under 246.7 million in 2022, reflecting the initial purchases made upon initiating our new investment program initiated in July 2022, net the prior year period. The increase in cash from investing activities was also attributable to the higher use of maturities, and \$45.2 million cash of \$44.8 million in the prior year period for consideration paid, net of cash acquired for our acquisition of vi.

Cash used vi, lower capital expenditures of \$3.2 million in investing activities increased \$10.7 million, to \$20.1 million in 2021 from \$9.4 million in 2020, largely 2023, primarily due to higher capital expenditures of \$8.2 million, primarily attributable to our purchasing as opposed to leasing purchases of servers and related equipment equipment in 2022, and lower capitalized software development costs of \$2.5 million.

### Financing Activities

Cash from financing activities decreased \$357.6 million \$85.4 million to cash used in financing activities of \$117.1 million in 2023, from cash used in financing activities of \$31.7 million in 2022, from cash provided by financing activities of \$325.9 million in 2021. 2022. This decrease was primarily due attributable to the absence \$96.2 million of cash used to repurchase half of the prior year's net Company's Convertible Notes in April 2023, and a \$4.2 million decline in proceeds from common exercises of stock issuances upon our IPO of \$145.1 million options and net proceeds from issuances of our long-term debt of \$193.3 million. In addition, warrants, partially offset by lower treasury share repurchases increased by \$18.5 million of \$14.1 million in 2022, including \$30.2 million of repurchases under our \$30 million share repurchase program initiated in February 2022, offset in part by lower shares withheld 2023, compared to satisfy employee tax withholding obligations on vested stock-based compensation awards, 2022.

Cash from financing activities increased \$330.1 million to \$325.9 million in 2021, largely due to net proceeds from common stock issuance upon our IPO of \$145.1 million and net proceeds related to issuances of long-term debt of \$193.3 million. These increases in cash from financing activities were partially offset by a \$13.9 million increase in payments in connection with shares withheld to cover employee tax withholding obligations on vested stock-based compensation awards, primarily in connection with our IPO.

### [Table of Contents](#)

### Critical Accounting Policies and Estimates

Our audited consolidated financial statements are prepared in accordance with U.S. GAAP. The preparation of these audited consolidated financial statements requires management to make estimates and assumptions that affect the reported amounts of assets, liabilities, revenue, expenses and related disclosures. We evaluate our estimates and assumptions on an ongoing basis. Our estimates are based on historical experience and various other assumptions that we believe to be reasonable under the circumstances. Our actual results could differ from these estimates.

We believe that the following policies may involve a higher degree of judgment and complexity in their application than most of our accounting policies and represent the critical accounting policies used in the preparation of our audited consolidated financial statements. Readers are encouraged to consider this summary together with our audited consolidated financial statements and the related notes, including Note 1, for a more complete understanding of the critical accounting policies discussed below.

**Revenue Recognition**

The determination of whether our revenue should be reported on a gross or net basis involves judgment. In general, we act as a principal on behalf of our advertisers and revenue is recognized gross of any costs that we remit to the media partners. In these cases, we determined that we control the advertising inventory before it is transferred to our advertisers. Our control is evidenced by our ability to monetize the advertising inventory before it is transferred to our advertisers. For those revenue arrangements where we do not control the advertising inventory before it is transferred to our advertisers, we are the agent and recognize revenue on a net basis.

**Stock-based Compensation**

We recognize stock-based compensation for stock-based awards, including stock options, restricted stock units (“RSUs”) and stock appreciation rights (“SARs”) based on the grant date fair value of the awards. We account for forfeitures as they occur. Determining the appropriate fair value of stock-based awards requires numerous assumptions, some of which are complex and subjective.

Certain of our stock option awards, RSUs and SARs had a service condition and a performance condition, satisfied upon our IPO, which was a qualifying liquidity event. Accordingly, we recognized stock-based compensation expense upon our IPO to the extent the related service condition was met.

**Table of Contents**

The fair value of our RSUs is based on the fair value of our common stock on the date of grant, which is based on the closing price of our common stock subsequent to our IPO. Prior to our IPO, because there was no public market for our common stock, our Board determined the fair value of the common stock by considering a number of objective and subjective factors, including valuations of our common stock performed by an unrelated valuation specialist, valuations of comparable peer companies, sales of our convertible preferred stock to unrelated third parties, operating and financial performance, the lack of liquidity of our capital stock, and general and industry-specific economic outlook.

There were no stock options granted in 2022. The estimated grant-date fair value of our stock options granted in 2021 and 2020 was calculated using the Black-Scholes option pricing model, based on the following assumptions and inputs, each of which requires the use of subjective assumptions, as further described below.

	Year Ended December 31,	
	2021	2020
Grant date fair value	\$5.95	\$4.61
Expected term (in years)	6.03	6.02
Risk-free interest rate	1.29 %	0.52 %
Expected volatility	43 %	44 %
Dividend rate	0 %	0 %

**Expected term** - represents the period over which our option awards are expected to be outstanding, determined using the simplified method, based on the average of the time to the vest date and the contractual term.

**Risk-free interest rate** - based on the U.S. Treasury yield curve on the date of grant for zero-coupon U.S. Treasury notes with maturities corresponding to the awards' expected term.

**Expected volatility** - due to our short trading history, estimated using average historical stock volatilities of comparable actively traded public companies within our industry over a period equivalent to the awards' expected term.

**Expected dividend rate** - assumed to be zero as we have not paid and do not anticipate paying any dividends.

**Fair value of our common stock** - subsequent to our IPO, the fair value of common stock is based on the closing price of our common stock on the date of grant. Prior to our IPO, our Board determined the fair value of the common stock by considering a number of objective and subjective factors, including valuations of our common stock performed by an unrelated valuation specialist, valuations of comparable peer companies, sales of our convertible preferred stock to unrelated third parties, operating and financial performance, the lack of liquidity of our capital stock, and general and industry-specific economic outlook.

If any of the assumptions used in the Black-Scholes option-pricing model change significantly, stock-based compensation for any future awards may differ materially compared with the previously granted awards.

**Income Taxes**

We are subject to income taxes in the United States and numerous foreign jurisdictions. Significant judgment is required in determining our provision for income taxes and income tax assets and liabilities, including evaluating uncertainties in the application of accounting principles and complex tax laws.

We record a provision for income taxes for the anticipated tax consequences of the reported results of operations using an asset and liability approach, which requires recognition of deferred income tax assets and liabilities for the expected future tax consequences of temporary differences between the financial reporting and tax bases of assets and liabilities,

as well as for operating loss and tax credit carryforwards. Deferred income tax assets and liabilities are measured using the currently enacted tax rates that apply to taxable income in effect for the years in which those tax assets and liabilities are expected to be realized or settled.

We record a valuation allowance to reduce our deferred tax assets to the net amount that we believe is more likely than not to be realized. In evaluating our ability to recover our deferred tax assets within the jurisdictions in which they arise, we consider all available positive and negative evidence, including our history of pre-tax income, projected future taxable income, the scheduled reversals of deferred tax liabilities, taxable income available to carryback to prior years and our tax planning strategies. As a result of our analysis, during the fourth quarter of 2021, we concluded that it is more likely than not that the majority of the U.S. deferred tax assets will be realized, 2023 and released \$31.8 million of our U.S. valuation allowance. During 2022, after weighing all of the evidence, we determined that the positive evidence, particularly the evidence that was objectively verifiable, continued to outweigh the negative evidence. However, upon evaluating our forecasted state taxable income, we increased our valuation allowance against state net operating loss carryforwards by \$0.5 million and \$2.8 million at December 31, 2022.

#### [Table of Contents](#)

in 2023 and 2022, respectively.

We recognize tax benefits from uncertain tax positions only if we believe that it is more likely than not that the tax position will be sustained on examination by the taxing authorities based on the technical merits of the position. Although we believe that we have adequately reserved for our uncertain tax positions, we can provide no assurance that the final tax outcome of these matters will not be materially different. We make adjustments to these reserves when facts and circumstances change, such as the closing of a tax audit or the refinement of an estimate. To the extent that the final tax outcome of these matters is different than the amounts recorded, such differences will affect the provision for income taxes in the period in which such determination is made and could have a material impact on our financial condition and operating results. The provision for income taxes includes the effects of any reserves that we believe are appropriate, as well as the related interest and penalties.

We have not made any material changes in the accounting methodology used to account for income taxes during the past three fiscal years. Changes in tax laws and rates could affect recorded deferred tax assets and liabilities in the future. Other than those potential impacts, we do not believe there is a reasonable likelihood that there will be a material change in tax related balances.

#### [Table of Contents](#)

### Recently Issued Accounting Pronouncements

See Note 1 to the accompanying audited consolidated financial statements for recently issued accounting standards, which may have an impact on our financial statements upon adoption.

### Off-Balance Sheet Arrangements

We do not currently engage in off-balance sheet financing arrangements. In addition, we do not have any interest in entities referred to as variable interest entities, which includes special purpose entities and other structured finance entities.

### JOBS Act Transition Period

We are an emerging growth company as defined in the JOBS Act. The JOBS Act provides that an emerging growth company may take advantage of an extended transition period for complying with new or revised accounting standards, delaying the adoption of some accounting standards until they would otherwise apply to private companies. We have elected to use the extended transition period under the JOBS Act for the adoption of certain accounting standards until the earlier of the date we (i) are no longer an emerging growth company or (ii) affirmatively and irrevocably opt out of the extended transition period provided in the JOBS Act. As a result, our audited consolidated financial statements may not be comparable to companies that have adopted new or revised accounting pronouncements as of public company effective dates.

#### [Table of Contents](#)

### Item 7A. Quantitative and Qualitative Disclosures About Market Risk

We have operations both in the United States and internationally, and we are exposed to market risks in the ordinary course of our business. These risks include foreign exchange, interest rate, inflation and credit risks.

#### Foreign Currency Risk

Our consolidated results of operations and cash flows are subject to fluctuations due to changes in foreign currency exchange rates. The majority of our revenue and cost of revenue are denominated in U.S. Dollars, with the remainder in other currencies. Our operating expenses are generally denominated in the currencies in which our operations are located. A majority of our operating expenses are denominated in U.S. Dollars, with the remainder denominated primarily in New Israeli Shekels and to a lesser extent British pound sterling and Euros. We evaluate periodically the various currencies to which we are exposed and, from time to time, may enter into foreign currency forward exchange contracts to manage our foreign currency risk and reduce the potential adverse impact from the appreciation or the depreciation of our non-U.S. dollar-denominated operations, as appropriate.

During 2022, Changes in the U.S. Dollar strengthened against most of the currencies of the countries in which we operate which had an impact on our operating results, as further described in Item 7, "Results of Operations." The effect of a hypothetical 10% increase or decrease in our weighted-average exchange rates on our revenue, cost of revenue and operating expenses denominated in foreign currencies would result in a \$8.3 \$7.2 million unfavorable or favorable change to our operating loss for the year ended December 31, 2022 December 31, 2023.

Interest Rate Risk

Our exposure to market risk is interest rate sensitivity, which is affected by changes in the general level of the interest rates in the United States. Our exposure to market risk for changes in interest rates relates primarily to our cash and cash equivalents, investments and any future borrowings under our 2021 Revolving Credit Facility. There have been no amounts outstanding under our revolving credit facility since we amended and restated our loan agreement in November 2021. Long-term debt recorded on our audited consolidated balance sheets as of December 31, 2023 and December 31, 2022 was \$118.0 million and December 31, 2021 was \$236.0 million, respectively, and bears a fixed rate of interest.

As of December 31, 2022 December 31, 2023, our exposure to market risk for changes in interest rates relates primarily to our cash and cash equivalents of \$105.6 \$70.9 million and our investments in marketable securities of \$245.7 \$160.1 million under our new investments program initiated during the third quarter of 2022, which consist of U.S. Treasuries, U.S. government bonds, commercial paper, U.S. corporate bonds and municipal bonds, with maturities from three months to two years from the date of purchase. The primary objectives of our investment program are focused on achieving maximum returns within our investment policy parameters, while preserving capital and maintaining sufficient liquidity. We plan to actively monitor our exposure to the fair value of our investment portfolio in accordance with our policies and procedures, which include monitoring market conditions, to minimize investment risk.

A 100 basis point change in interest rates as of December 31, 2022 December 31, 2023 would change the fair value of investment portfolio by approximately \$1.9 \$1.3 million. Since our debt investments are classified as available-for-sale, the unrealized gains and losses related to fluctuations in market volatility and interest rates are reflected within accumulated other comprehensive income (loss) within stockholders' equity in our audited consolidated balance sheets.

Inflation Risk

Our business is subject to risk associated with inflation. We continue to monitor the impact of inflation to minimize its effects. If our costs, including wages, were to become subject to significant inflationary pressures, we may not be able to fully offset such higher costs which could negatively impact our business, financial condition, and results of operations. Inflation throughout the broader economy has and could lead to reduced ad spend and indirectly harm our business, financial condition and results of operations. See Item 1A, "Risk Factors."

Credit Risk

Financial instruments that subject us to concentration of credit risk are cash and cash equivalents, investments and receivables. As part of our ongoing procedures, we monitor the credit levels and the financial condition of our customers in order to minimize our credit risk. risk and require certain customers with higher potential credit risk to prepay for their campaigns. See Item 1A, "Risk Factors" under "We are subject to payment-related risks that may adversely affect our business, working capital, financial condition and results of operations." We do not factor our accounts receivables, nor do we maintain credit insurance to manage the risk of credit loss. We are also exposed to a risk that the counterparty to our foreign currency forward exchange contracts will fail to meet its contractual obligations. In order to mitigate this risk, we perform an evaluation of our counterparty credit risk and our forward contracts have a term of no more than 12 months.

[Table of Contents](#)

Item 8. Financial Statements and Supplementary Data

INDEX TO FINANCIAL STATEMENTS

	Pages
Report of Independent Auditors' Report Registered Public Accounting Firm(KPMG (KPMG LLP, New York, NY, Audit Firm ID: 185)	67
Consolidated Balance Sheets	68
Consolidated Statements of Operations	69
Consolidated Statements of Comprehensive Income (Loss) Income	70
Consolidated Statements of Convertible Preferred Stock and Stockholders' Equity (Deficit)	71
Consolidated Statements of Cash Flows	72
Notes to Consolidated Financial Statements	74

[Table of Contents](#)

Report of Independent Registered Public Accounting Firm

To the Stockholders and Board of Directors  
of Outbrain Inc.:

Opinion on the Consolidated Financial Statements

We have audited the accompanying consolidated balance sheets of Outbrain Inc. and subsidiaries (the Company) as of **December 31, 2022** **December 31, 2023** and **2021, 2022**, the related consolidated statements of operations, comprehensive **(loss)** income **convertible preferred stock and (loss)**, stockholders' equity (deficit), and cash flows for each of the years in the three-year period ended **December 31, 2022** **December 31, 2023**, and the related notes (collectively, the consolidated financial statements). In our opinion, the consolidated financial statements present fairly, in all material respects, the financial position of the Company as of **December 31, 2022** **December 31, 2023** and **2021, 2022**, and the results of its operations and its cash flows for each of the years in the three-year period ended **December 31, 2022** **December 31, 2023**, in conformity with U.S. generally accepted accounting principles.

Basis for Opinion

These consolidated financial statements are the responsibility of the Company's management. Our responsibility is to express an opinion on these consolidated financial statements based on our audits. We are a public accounting firm registered with the Public Company Accounting Oversight Board (United States) (PCAOB) and are required to be independent with respect to the Company in accordance with the U.S. federal securities laws and the applicable rules and regulations of the Securities and Exchange Commission and the PCAOB.

We conducted our audits in accordance with the standards of the PCAOB. Those standards require that we plan and perform the audit to obtain reasonable assurance about whether the consolidated financial statements are free of material misstatement, whether due to error or fraud. Our audits included performing procedures to assess the risks of material misstatement of the consolidated financial statements, whether due to error or fraud, and performing procedures that respond to those risks. Such procedures included examining, on a test basis, evidence regarding the amounts and disclosures in the consolidated financial statements. Our audits also included evaluating the accounting principles used and significant estimates made by management, as well as evaluating the overall presentation of the consolidated financial statements. We believe that our audits provide a reasonable basis for our opinion.

/s/ KPMG LLP

We have served as the Company's auditor since 2013.

New York, New York  
March **15, 2023** **8, 2024**

KPMG LLP, a Delaware limited liability partnership and a member firm of the KPMG global organization of independent member firms affiliated with KPMG International Limited, a private English company limited by guarantee.

[Table of Contents](#)

OUTBRAIN INC.  
Consolidated Balance Sheets  
(In thousands, except for number of shares and par value)

	December 31, 2022	December 31, 2021	December 31, 2023	December 31, 2022
ASSETS:	ASSETS:			
Current assets:	Current assets:			
Current assets:				
Current assets:				
Cash and cash equivalents				
Cash and cash equivalents				
Cash and cash equivalents	Cash and cash equivalents	\$105,580 \$455,397		

Short-term investments in marketable securities	Short-term investments in marketable securities	166,905	—
Accounts receivable, net of allowances	Accounts receivable, net of allowances	181,258	192,814
Prepaid expenses and other current assets	Prepaid expenses and other current assets	46,761	27,873
Total current assets	Total current assets	500,504	676,084

Non-current assets: Non-current assets:

Long-term investments in marketable securities	Long-term investments in marketable securities		
Long-term investments in marketable securities	Long-term investments in marketable securities		

Long-term investments in marketable securities	Long-term investments in marketable securities	78,761	—
Property, equipment and capitalized software, net	Property, equipment and capitalized software, net	39,890	28,008
Operating lease right-of-use assets, net	Operating lease right-of-use assets, net	11,065	—
Intangible assets, net	Intangible assets, net	24,574	5,719
Goodwill	Goodwill	63,063	32,881
Deferred tax assets	Deferred tax assets	35,735	32,867
Other assets	Other assets	27,556	20,331

TOTAL ASSETS TOTAL ASSETS \$781,148 \$795,890

LIABILITIES AND STOCKHOLDERS' EQUITY: LIABILITIES AND STOCKHOLDERS' EQUITY:

Current Liabilities:

LIABILITIES AND STOCKHOLDERS' EQUITY:	LIABILITIES AND STOCKHOLDERS' EQUITY:		
---------------------------------------	---------------------------------------	--	--

LIABILITIES AND STOCKHOLDERS' EQUITY:

Current liabilities:

Current liabilities:

Current liabilities:

Accounts payable

Accounts payable

Accounts payable Accounts payable \$147,653 \$160,790

Accrued compensation and benefits Accrued compensation and benefits 19,662 23,331

Accrued and other current liabilities Accrued and other current liabilities 126,092 99,590

Deferred revenue Deferred revenue 6,698 4,784

Total current liabilities Total current liabilities 300,105 288,495



Non-current liabilities:	Non-current liabilities:		
Long-term debt	Long-term debt	236,000	236,000
Long-term debt			
Long-term debt			
Operating lease liabilities, non-current	Operating lease liabilities, non-current	8,445	—
Other liabilities	Other liabilities	18,812	14,620
<b>TOTAL LIABILITIES</b>	<b>TOTAL LIABILITIES</b>	<b>\$563,362</b>	<b>\$539,115</b>
Commitments and Contingencies (Note 9)			

Commitments and Contingencies (Note 11)

Commitments and Contingencies (Note 11)

STOCKHOLDERS' EQUITY:	STOCKHOLDERS' EQUITY:		
Common stock, par value of \$0.001 per share – 1,000,000,000 shares authorized, 60,175,020 shares issued and 52,226,745 shares outstanding as of December 31, 2022; 1,000,000,000 shares authorized, 58,015,075 share issued and 56,701,394 shares outstanding as of December 31, 2021.		60	58
Preferred stock, par value of \$0.001 per share – 100,000,000 shares authorized, none issued and outstanding as of December 31, 2022 and December 31, 2021		—	—

Common stock, par value of \$0.001 per share – one billion shares authorized, 61,567,520 shares issued and 49,726,518 shares outstanding as of December 31, 2023; one billion shares authorized, 60,175,020 share issued and 52,226,745 shares outstanding as of December 31, 2022.

Common stock, par value of \$0.001 per share – one billion shares authorized, 61,567,520 shares issued and 49,726,518 shares outstanding as of December 31, 2023; one billion shares authorized, 60,175,020 share issued and 52,226,745 shares outstanding as of December 31, 2022.

Common stock, par value of \$0.001 per share – one billion shares authorized, 61,567,520 shares issued and 49,726,518 shares outstanding as of December 31, 2023; one billion shares authorized, 60,175,020 share issued and 52,226,745 shares outstanding as of December 31, 2022.

Preferred stock, par value of \$0.001 per share – 100,000,000 shares authorized, none issued and outstanding as of December 31, 2023 and December 31, 2022

Additional paid-in capital	Additional paid-in capital	455,831	434,945
Treasury stock, at cost – 7,948,275 shares as of December 31, 2022 and 1,313,681 shares as of December 31, 2021		(49,168)	(16,504)
Treasury stock, at cost – 11,841,002 shares as of December 31, 2023 and 7,948,275 shares as of December 31, 2022			
Accumulated other comprehensive loss	Accumulated other comprehensive loss	(9,913)	(4,474)
Accumulated deficit	Accumulated deficit	(179,024)	(157,250)
TOTAL STOCKHOLDERS' EQUITY	TOTAL STOCKHOLDERS' EQUITY	217,786	256,775
TOTAL LIABILITIES AND STOCKHOLDERS' EQUITY	TOTAL LIABILITIES AND STOCKHOLDERS' EQUITY	\$781,148	\$795,890

See Accompanying Notes to Consolidated Financial Statements.

[Table of Contents](#)

**OUTBRAIN INC.**  
**Consolidated Statements of Operations**  
*(In thousands, except for share and per share data)*

		Year Ended December 31,					
		2022	2021	2020			
		Year Ended December 31,			Year Ended December 31,		
		2023	2022	2021	2023	2022	2021
Revenue	Revenue	\$ 992,082	\$1,015,630	\$ 767,142			
Cost of revenue:	Cost of revenue:						
	Traffic acquisition costs						
	Traffic acquisition costs						
Traffic acquisition costs	Traffic acquisition costs	757,321	743,579	572,802			
Other cost of revenue	Other cost of revenue	42,108	31,791	29,278			
Total cost of revenue	Total cost of revenue	799,429	775,370	602,080			
Gross profit	Gross profit	192,653	240,260	165,062			
Operating expenses:	Operating expenses:						
Research and development	Research and development	40,320	39,169	28,961			
Research and development	Research and development						
Sales and marketing	Sales and marketing	108,816	95,786	77,570			

General and administrative	General and administrative	57,065	70,749	48,354
Total operating expenses	Total operating expenses	206,201	205,704	154,885
(Loss) income from operations	(Loss) income from operations	(13,548)	34,556	10,177
Other expense, net:				
Charges related to exchange of senior notes upon IPO		—	(42,049)	—
Other income (expense), net:				
Gain (loss) on convertible debt				
Gain (loss) on convertible debt				
Gain (loss) on convertible debt				
Interest expense	Interest expense	(7,625)	(3,964)	(832)
Interest income and other (expense) income, net		2,600	(3,078)	(1,695)
Total other expense, net		(5,025)	(49,091)	(2,527)
(Loss) income before provision (benefit) for income taxes		(18,573)	(14,535)	7,650
Interest income and other income (expense), net				
Total other income (expense), net				
Income (loss) before provision (benefit) for income taxes				
Provision (benefit) for income taxes	Provision (benefit) for income taxes	6,008	(25,530)	3,293
Net (loss) income		\$ (24,581)	\$ 10,995	\$ 4,357
Net income (loss)				
Weighted average shares outstanding:	Weighted average shares outstanding:			
Weighted average shares outstanding:				
Weighted average shares outstanding:				
Basic				
Basic				
Basic	Basic	55,615,385	35,159,757	16,816,178
Diluted	Diluted	55,615,385	53,894,347	20,186,802
Net (loss) income per common share:				

Net income (loss) per common share:					
Net income (loss) per common share:					
Net income (loss) per common share:					
Basic					
Basic					
Basic	Basic	\$	(0.44)	\$	0.31
Diluted	Diluted	\$	(0.44)	\$	0.20
				\$	0.10
					0.08

See Accompanying Notes to Consolidated Financial Statements.

[Table of Contents](#)

**OUTBRAIN INC.**  
**Consolidated Statements of Comprehensive Income (Loss) Income**  
*(In thousands)*

	Year Ended December 31,		
	2022	2021	2020
Net (loss) income	\$ (24,581)	\$ 10,995	\$ 4,357
Other comprehensive (loss) income:			
Foreign currency translation adjustments	(3,870)	(184)	1,233
Change in unrealized losses on available-for-sale investments in debt securities (net of tax of \$470 in 2022)	(1,569)	—	—
Total other comprehensive (loss) income	(5,439)	(184)	1,233
Comprehensive (loss) income	\$ (30,020)	\$ 10,811	\$ 5,590

	Year Ended December 31,		
	2023	2022	2021
Net income (loss)	\$ 10,242	\$ (24,581)	\$ 10,995
Other comprehensive income (loss):			
Foreign currency translation adjustments	(695)	(3,870)	(184)
Unrealized gains (losses) on available-for-sale investments in debt securities (net of taxes of \$(467) and \$470 in 2023 and 2022, respectively)	1,556	(1,569)	—
Total other comprehensive income (loss)	861	(5,439)	(184)
Comprehensive income (loss)	\$ 11,103	\$ (30,020)	\$ 10,811

See Accompanying Notes to Consolidated Financial Statements.

[Table of Contents](#)

**OUTBRAIN INC.**  
**Consolidated Statements of Convertible Preferred Stock and Stockholders' Equity (Deficit)**  
*(In thousands, except for number of shares)*

	Convertible Preferred Stock		Common Stock		Additional Paid-In Capital	Treasury Stock		Accumulated Other Comprehensive (Loss) Income	Accumulated (Deficit) Income	Total Stockholders' Equity (Deficit)
	Shares	Amount	Shares	Amount		Shares	Amount			
Balance – January 1, 2020	27,652,449	\$162,444	16,837,232	\$ 17	\$ 90,516	(252,917)	\$ (2,070)	\$ (5,523)	\$ (172,602)	\$ (89,662)

Exercise of employee stock options, net of shares withheld for taxes															
	—	—		305,934	—	674	(27,769)	(280)	—	—	394				
Vesting of restricted stock units				—	—	296,322	—	—	—	—	—				
Stock-based compensation				—	—	—	3,865	—	—	—	3,865				
Other comprehensive income				—	—	—	—	—	1,233	—	1,233				
Net income				—	—	—	—	—	—	4,357	4,357				
<b>Balance – December 31, 2020</b>				27,652,449	\$ 162,444	17,439,488	\$ 17	\$ 95,055	(280,686)	\$ (2,350)	\$ (4,290)	\$ (168,245)	\$ (79,813)		
Convertible Preferred Stock												Convertible Preferred Stock	Common Stock	Additional Paid-In Capital	Treasury Stock
Shares															
<b>Balance – January 1, 2021</b>															
<b>Balance – January 1, 2021</b>															
<b>Balance – January 1, 2021</b>															
Conversion of convertible preferred stock to common stock	Conversion of convertible preferred stock to common stock	(27,652,449)	(162,444)	28,091,267	28	162,416	—	—	—	—	162,444				
Issuance of common stock from initial public offering	Issuance of common stock from initial public offering	—	—	8,000,000	8	145,097	—	—	—	—	145,105				
Exercise of employee stock options, net of shares withheld for taxes	Exercise of employee stock options, net of shares withheld for taxes	—	—	1,970,110	2	5,937	(56,262)	(666)	—	—	5,273				
Vesting of restricted stock units, net of shares withheld for taxes	Vesting of restricted stock units, net of shares withheld for taxes	—	—	2,514,210	3	(3)	(976,733)	(13,488)	—	—	(13,488)				
Stock-based compensation	Stock-based compensation	—	—	—	—	26,443	—	—	—	—	26,443				
Other comprehensive loss	Other comprehensive loss	—	—	—	—	—	—	—	(184)	—	(184)				
Net income	Net income	—	—	—	—	—	—	—	—	10,995	10,995				
<b>Balance – December 31, 2021</b>	<b>Balance – December 31, 2021</b>	—	\$ —	58,015,075	\$ 58	\$ 434,945	(1,313,681)	\$(16,504)	\$ (4,474)	\$ (157,250)	\$ 256,775				
Exercise of employee stock options, warrants and restricted stock awards, net of shares withheld for taxes	Exercise of employee stock options, warrants and restricted stock awards, net of shares withheld for taxes	—	—	827,319	1	4,154	(95,138)	(1,425)	—	—	2,730				

Vesting of restricted stock units, net of shares withheld for taxes	Vesting of restricted stock units, net of shares withheld for taxes	—	—	976,840	1	(1)	(150,327)	(1,047)	—	—	(1,047)
Acquisition consideration	Acquisition consideration	—	—	355,786	—	4,190	—	—	—	—	4,190
Shares repurchased under the share repurchase program	Shares repurchased under the share repurchase program	—	—	—	—	—	(6,389,129)	(30,192)	—	—	(30,192)
Stock-based compensation	Stock-based compensation	—	—	—	—	12,543	—	—	—	—	12,543
Other comprehensive loss	Other comprehensive loss	—	—	—	—	—	—	—	(5,439)	—	(5,439)
Net loss	Net loss	—	—	—	—	—	—	—	—	(24,581)	(24,581)
Other	Other	—	—	—	—	—	—	—	—	2,807	2,807
<b>Balance – December 31, 2022</b>	<b>Balance – December 31, 2022</b>	—	\$ —	60,175,020	\$ 60	\$ 455,831	(7,948,275)	\$ (49,168)	\$ (9,913)	\$ (179,024)	\$ 217,786
Vesting of restricted stock units, net of shares withheld for taxes											
Shares repurchased under the share repurchase program											
Stock-based compensation											
Other comprehensive income											
Net income											
<b>Balance – December 31, 2023</b>											

See Accompanying Notes to Consolidated Financial Statements.

[Table of Contents](#)

**OUTBRAIN INC.**  
**Consolidated Statements of Cash Flow**  
*(In thousands)*

		Year Ended December 31,					
		2022	2021	2020			
		Year Ended December 31,			Year Ended December 31,		
		2023	2023	2022	2021		
<b>CASH FLOWS FROM OPERATING ACTIVITIES:</b>	<b>CASH FLOWS FROM OPERATING ACTIVITIES:</b>						
Net (loss) income		\$ (24,581)	\$ 10,995	\$ 4,357			



Adjustments to reconcile net (loss) income to net cash provided by operating activities:				
Net income (loss)				
Net income (loss)				
Net income (loss)				
Adjustments to reconcile net income (loss) to net cash provided by operating activities:				
(Gain) loss on convertible debt				
(Gain) loss on convertible debt				
(Gain) loss on convertible debt				
Stock-based compensation				
Depreciation and amortization of property and equipment	Depreciation and amortization of property and equipment	11,125	7,499	6,638
Amortization of capitalized software development costs	Amortization of capitalized software development costs	9,540	8,441	7,545
Amortization of intangible assets	Amortization of intangible assets	6,254	3,530	4,326
Stock-based compensation		11,660	26,307	3,588
Charges related to exchange of senior notes upon IPO		—	42,049	—
Provision for credit losses				
Non-cash operating lease expense	Non-cash operating lease expense	4,309	—	—
Provision for credit losses		3,291	2,647	2,621
Deferred income taxes	Deferred income taxes	(3,853)	(31,810)	(2,256)
Amortization of discount on marketable securities				
Other	Other	(644)	3,433	(2,466)
Changes in operating assets and liabilities:	Changes in operating assets and liabilities:			
Accounts receivable				
Accounts receivable				
Accounts receivable	Accounts receivable	5,283	(31,496)	(24,124)
Prepaid expenses and other current assets	Prepaid expenses and other current assets	(20,394)	(9,975)	(3,729)
Accounts payable and other current liabilities	Accounts payable and other current liabilities	7,965	36,106	55,538

Operating lease liabilities	Operating lease liabilities	(4,246)	—	—
Deferred revenue	Deferred revenue	2,184	(667)	2,159
Other non-current assets and liabilities	Other non-current assets and liabilities	(4,080)	(10,297)	(1,211)
Net cash provided by operating activities	Net cash provided by operating activities	3,813	56,762	52,986
<b>CASH FLOWS FROM INVESTING ACTIVITIES:</b>	<b>CASH FLOWS FROM INVESTING ACTIVITIES:</b>			
<b>CASH FLOWS FROM INVESTING ACTIVITIES:</b>				
<b>CASH FLOWS FROM INVESTING ACTIVITIES:</b>				
Acquisition of business, net of cash acquired				
Acquisition of business, net of cash acquired				
Acquisition of business, net of cash acquired	Acquisition of business, net of cash acquired	(45,151)	—	—
Purchases of property and equipment	Purchases of property and equipment	(13,375)	(9,743)	(1,511)
Capitalized software development costs	Capitalized software development costs	(12,569)	(10,311)	(8,990)
Purchases of marketable securities	Purchases of marketable securities	(262,171)	—	—
Proceeds from maturities of marketable securities	Proceeds from maturities of marketable securities	15,500	—	—
Proceeds from sale of assets		—	—	1,117
Other	Other	(132)	(47)	(39)
Net cash used in investing activities		(317,898)	(20,101)	(9,423)
Net cash provided by (used in) investing activities				
<b>CASH FLOWS FROM FINANCING ACTIVITIES:</b>	<b>CASH FLOWS FROM FINANCING ACTIVITIES:</b>			
<b>CASH FLOWS FROM FINANCING ACTIVITIES:</b>				
<b>CASH FLOWS FROM FINANCING ACTIVITIES:</b>				
Repayment of long-term debt obligations				
Repayment of long-term debt obligations				
Repayment of long-term debt obligations				

Treasury stock repurchases and share withholdings on vested awards				
Principal payments on finance lease obligations				
Proceeds from exercise of common stock options and warrants				
Proceeds from IPO issuance of common stock, net of underwriting costs	Proceeds from IPO issuance of common stock, net of underwriting costs	—	148,800	—
Payment of initial public offering transaction costs	Payment of initial public offering transaction costs	—	(3,695)	—
Proceeds from issuance of debt	Proceeds from issuance of debt	—	200,000	—
Payment of deferred financing costs	Payment of deferred financing costs	—	(6,656)	—
Proceeds from borrowings on revolving credit facility				
		—	—	10,000
Principal repayments on revolving credit facility				
		—	—	(10,000)
Proceeds from exercise of common stock options and warrants				
		4,155	5,939	825
Treasury stock repurchases and share withholdings on vested awards				
		(32,664)	(14,154)	(280)
Principal payments on finance lease obligations				
		(3,190)	(4,340)	(4,773)
Payment of contingent consideration liability up to acquisition-date fair value				
Net cash (used in) provided by financing activities				
		(31,699)	325,894	(4,228)
Effect of exchange rate changes				
		(4,043)	(1,030)	4,750
Net (decrease) increase in cash, cash equivalents and restricted cash				
		(349,827)	361,525	44,085
Net (decrease) increase in cash, cash equivalents and restricted cash				

Net (decrease) increase in cash, cash equivalents and restricted cash				
Cash, cash equivalents and restricted cash — Beginning	Cash, cash equivalents and restricted cash — Beginning	455,592	94,067	49,982
Cash, cash equivalents and restricted cash — Ending	Cash, cash equivalents and restricted cash — Ending	\$ 105,765	\$ 455,592	\$ 94,067
RECONCILIATION OF CASH, CASH EQUIVALENTS, AND RESTRICTED CASH TO THE CONSOLIDATED BALANCE SHEETS				
RECONCILIATION OF CASH, CASH EQUIVALENTS, AND RESTRICTED CASH TO THE CONSOLIDATED BALANCE SHEETS				
RECONCILIATION OF CASH, CASH EQUIVALENTS, AND RESTRICTED CASH TO THE CONSOLIDATED BALANCE SHEETS				
Cash and cash equivalents				
Cash and cash equivalents				
Cash and cash equivalents	Cash and cash equivalents	\$ 105,580	\$ 455,397	\$ 93,641
Restricted cash, included in other assets	Restricted cash, included in other assets	\$ 185	\$ 195	\$ 426
Total cash, cash equivalents, and restricted cash	Total cash, cash equivalents, and restricted cash	\$ 105,765	\$ 455,592	\$ 94,067

[Table of Contents](#)

**OUTBRAIN INC.**  
**Consolidated Statements of Cash Flows (Continued)**  
*(In thousands)*

		Year Ended December 31,		
		2022	2021	2020
Year Ended December 31,		Year Ended December 31,		
2023		2023	2022	2021
<b><u>SUPPLEMENTAL DISCLOSURES OF CASH FLOW INFORMATION:</u></b>	<b><u>SUPPLEMENTAL DISCLOSURES OF CASH FLOW INFORMATION:</u></b>			
Cash paid for income taxes, net of refunds				
Cash paid for income taxes, net of refunds				
Cash paid for income taxes, net of refunds	Cash paid for income taxes, net of refunds	\$ 6,887	\$ 6,742	\$ 2,639
Cash paid for interest	Cash paid for interest	\$ 7,463	\$ 587	\$ 760

<u>SUPPLEMENTAL SCHEDULE OF NONCASH INVESTING AND FINANCING ACTIVITIES:</u>	<u>SUPPLEMENTAL SCHEDULE OF NONCASH INVESTING AND FINANCING ACTIVITIES:</u>					
<u>SUPPLEMENTAL SCHEDULE OF NONCASH INVESTING AND FINANCING ACTIVITIES:</u>						
<u>SUPPLEMENTAL SCHEDULE OF NONCASH INVESTING AND FINANCING ACTIVITIES:</u>						
Acquisition consideration payable	Acquisition consideration payable					
Acquisition consideration payable	Acquisition consideration payable					
Acquisition consideration payable	Acquisition consideration payable					
Operating lease right-of-use assets obtained in exchange for lease obligations	Operating lease right-of-use assets obtained in exchange for lease obligations					
Purchases of property and equipment included in accounts payable	Purchases of property and equipment included in accounts payable					
Stock-based compensation capitalized for software development costs	Stock-based compensation capitalized for software development costs					
Stock consideration issued for acquisition of a business	Stock consideration issued for acquisition of a business	\$ 4,190	\$ —	\$ —		
Purchases of property and equipment included in accounts payable	Purchases of property and equipment included in accounts payable	\$ 2,723	\$ 15	\$ 135		
Acquisition consideration payable	Acquisition consideration payable	\$ 1,476	\$ —	\$ —		
Stock-based compensation capitalized for software development costs	Stock-based compensation capitalized for software development costs	\$ 883	\$ 195	\$ 212		
Conversion of preferred stock to common stock	Conversion of preferred stock to common stock					
Property and equipment financed under capital obligation arrangements	Property and equipment financed under capital obligation arrangements	\$ —	\$ 1,837	\$ 4,834		
Conversion of preferred stock to common stock	Conversion of preferred stock to common stock	\$ —	\$ 162,444	\$ —		

Unpaid deferred	Unpaid deferred				
financing	financing				
costs in	costs in				
accounts	accounts				
payable and	payable and				
accrued	accrued				
expenses	expenses	\$	—	\$	28
				\$	—

See Accompanying Notes to Consolidated Financial Statements.

OUTBRAIN INC.

Notes to Consolidated Financial Statements

As of and For Years Ending December 31, 2022 December 31, 2023 and 2021 2022

1. Organization, Description of Business and Summary of Significant Accounting Policies

Organization and Description of Business

Outbrain Inc. (together with its subsidiaries, “Outbrain,” the “Company,” “we,” “our” or “us”), was incorporated in August 2006 in Delaware. The Company is headquartered in New York, New York and has wholly owned subsidiaries in Israel, Europe, Asia, Brazil and Australia. In connection with the Company’s initial public offering (“IPO”), its common stock began trading on The Nasdaq Stock Market LLC (“Nasdaq”) on July 23, 2021 under the “OB” ticker symbol.

Outbrain is a leading recommendation technology platform powering that drives business results by connecting media owners and advertisers with engaged audiences to drive business outcomes across the open web. Open Internet. The Company’s platform provides personalized recommendations that appear as links to content, advertisements and videos on media owners’ online properties. The Company generates revenue from marketers advertisers through user consumer engagements with promoted recommendations advertisements that it delivers across a variety of third-party media owners’ online properties. The Company pays traffic acquisition costs to its media owner partners on whose digital properties the recommendations advertisements are shown. The Company’s advertiser solutions are mainly priced using a performance-based model based on the actual number of engagements generated by users, consumers, which is highly dependent on its ability to generate trustworthy and interesting recommendations advertisements to individual users consumers based on its proprietary algorithms. A portion of the Company’s revenue is generated through advertisers participating in programmatic auctions wherein the pricing is determined by the auction results and not dependent on user engagement.

Basis of Presentation

The accompanying audited consolidated financial statements have been prepared in accordance with generally accepted accounting principles in the United States of America (“U.S. GAAP”). The accompanying audited consolidated financial statements include the accounts of Outbrain Inc. and its wholly owned subsidiaries. All intercompany accounts and transactions have been eliminated in consolidation. The share and per-share amounts for all periods presented in these audited consolidated financial statements and notes thereto reflect the effect of the 1-for-1.7 reverse stock split of the Company’s common and convertible preferred stock, which became effective on July 13, 2021, with the exception of the par value, which was not adjusted.

Use of Estimates

The preparation of audited consolidated financial statements in conformity with U.S. GAAP requires management to make estimates and assumptions that affect the reported amounts of assets and liabilities and related disclosures as of the date of the audited consolidated financial statements and the reported amounts of revenue and expenses during the reporting period. Estimates and judgments are based on historical information and on various other assumptions that the Company believes are reasonable under the circumstances. Estimates and assumptions made in the accompanying audited consolidated financial statements include, but are not limited to, the allowance for credit losses, sales allowance, software development costs eligible for capitalization, valuation of deferred tax assets, the useful lives of property and equipment, the useful lives and fair value of intangible assets, valuation of goodwill, the fair value of stock-based awards, and the recognition and measurement of income tax uncertainties and other contingencies. Actual results could differ materially from these estimates.

Reclassifications

Certain reclassifications have been made to the prior periods’ financial information in order to conform to the current period’s presentation.

Cash and Cash Equivalents and Investments

The Company considers all highly liquid investments with maturities of three months or less when purchased to be cash equivalents. Cash and cash equivalents consist of cash on hand and highly liquid investments in money market funds, U.S. government bonds, U.S. treasuries and commercial paper. Most of the Company’s cash deposits are above the \$250,000 Federal Deposit Insurance Corporation (“FDIC”) limit and, therefore, not insured.

OUTBRAIN INC.

Notes to Consolidated Financial Statements

As of and For Years Ending December 31, 2022 December 31, 2023 and 2021 2022



The Company's investments in debt securities are classified as available-for-sale and are recorded at fair value. The Company classifies its investments in debt securities as short-term or long-term, based on each security's maturity date. Unrealized gains and losses on available-for-sale securities are recognized in other comprehensive (loss) income ("OCI"), net of taxes. Although the Company does not have intent to sell its debt investments, the Company may sell them prior to their maturities for a variety of reasons, including portfolio diversification, credit quality, yields, and liquidity requirements. Any realized gains and losses on the sale of investments are determined based on a specific identification method and recorded within interest income and other (expense) income, net in the Company's consolidated statements of operations.

#### Restricted Cash

Restricted cash represents security deposits for facility leases and is included in other assets in the accompanying consolidated balance sheets.

#### Accounts Receivable and Allowance for Credit Losses

Accounts receivable are recorded at invoiced amounts, net of allowances for credit losses, if applicable, and are unsecured and do not bear interest. Accounts receivable also includes earned and billable amounts not yet invoiced as of the end of the reporting period.

The allowance for credit losses is based on the best estimate of the amount of probable credit losses in accounts receivable. The allowance for credit losses is determined based on historical collection experience, reasonable and supportable forecasted information, and any applicable market conditions. The allowance for credit losses also takes into consideration the Company's current customer information, collection history, and other relevant data. The Company reviews the allowance for credit losses on a quarterly basis. Account balances are written off against the allowance when it is deemed probable that the receivable will not be recovered. If circumstances change, such as higher-than-expected defaults or an unexpected material adverse change in a major customer's ability to meet its financial obligations, the Company's estimate of amounts collectible could be reduced by a material amount.

#### Certain Risks and Concentrations

Financial instruments that potentially subject the Company to concentrations of credit risk consist of cash and cash equivalents, restricted cash and accounts receivable. The Company's cash and cash equivalents and restricted cash are generally invested in high-credit quality financial instruments with both banks and financial institutions to reduce the amount of exposure to any single financial institution.

The Company generally does not require collateral to secure accounts receivable. No single marketer accounted for 10% or more of the Company's total revenue for the years ended 2023, 2022, 2021 and 2020, 2021, or 10% or more of its gross accounts receivable balance as of December 31, 2022, December 31, 2023 and 2021, 2022.

For the year years ended December 31, 2023 and December 31, 2022, none of the Company's media owners accounted for 10% of its total traffic acquisition costs. For the year ended December 31, 2021, one media owner accounted for 10% of the Company's total traffic acquisition costs. For the year ended December 31, 2020, two media owners individually accounted for 12% and 11% of the Company's total traffic acquisition costs.

#### Property, equipment and capitalized software, net

Property and equipment, including leasehold improvements, is stated at cost, less accumulated depreciation and amortization. Depreciation is computed using the straight-line method over the estimated useful lives of the related assets. Depreciation on property The estimated useful lives relating to software and computer and equipment excluding leasehold improvements, (excluding servers) is generally three to years, and the estimated useful lives for furniture and fixtures is generally five years. Leasehold improvements are amortized depreciated on a straight-line basis over the shorter of the estimated useful lives of the assets or the remaining lease term. Amortization on leasehold improvements ranges In January 2023 the Company completed an assessment of the useful lives of servers and adjusted the estimated useful life of servers from one three to eight years.six years, effective in 2023.

### OUTBRAIN INC.

#### Notes to Consolidated Financial Statements

As of and For Years Ending December 31, 2022, December 31, 2023 and 2021, 2022

The Company capitalizes qualifying development costs associated with software that is developed or obtained for internal use, provided that management with the relevant authority authorizes and commits to the funding of the project, it is probable the project will be completed and the software will be used to perform the function intended. Capitalized costs, including costs incurred for enhancements that are expected to result in additional significant functionality are capitalized and amortized on a straight-line basis over the estimated useful life, which approximates three years. Costs related to preliminary project activities and post-implementation operation activities, including training and maintenance, are expensed as incurred.

#### Intangible assets, net

Intangible assets primarily consist of developed technology, media owner and customer relationships and trade names, resulting from the Company's acquisitions. Intangible assets are carried at cost, less accumulated amortization, unless a determination has been made that their value has been impaired. Intangible assets are amortized on a straight-line basis over their estimated useful lives. Amortization expense in the accompanying consolidated statements of operations is included as a component of other cost of revenue for developed technology assets and sales and marketing expense for customer and media owner relationships and tradenames.

#### Impairment of Long-Lived Assets

Long-lived assets consist of the Company's property, equipment, capitalized software development costs and other assets, including identifiable intangible assets with finite lives. The Company's long-lived assets are reviewed for impairment whenever events or changes in circumstances indicate that the carrying value of these assets may not be recoverable or that the useful life is shorter than originally estimated. Recoverability of these assets is first assessed by comparison of the carrying amount of each asset to the future undiscounted cash flows the asset is expected to generate over their remaining lives. If the asset is considered to be impaired, the amount of any impairment is measured as the difference between the carrying value and the fair value of the impaired asset. If the useful life is shorter than originally estimated, the Company amortizes the remaining carrying value over the new shorter useful life.

## Goodwill

Goodwill represents the excess of the purchase price of an acquired entity over the fair value of intangible assets acquired and liabilities assumed in a business combination. Goodwill is not amortized but instead evaluated for impairment. The Company performs its annual impairment test of goodwill during the fourth quarter of each fiscal year or whenever events or circumstances change that would indicate that goodwill may not be recoverable. In conducting the impairment test, the Company can opt to perform a qualitative assessment to test goodwill for impairment or can directly perform the two-step impairment test described below. If the Company performs a qualitative assessment and it is determined that the fair value of a reporting unit is more likely than not to be less than its carrying amount, a quantitative impairment test is performed. If the fair value of the reporting unit exceeds the carrying value of the net assets assigned to that unit, goodwill is not impaired. If the carrying value of the reporting unit exceeds its fair value, an impairment charge is recorded for the difference. Based on the Company's qualitative assessment performed during the fourth quarter of fiscal years 2023, 2022, 2021 and 2020, 2021, the Company concluded that it was more-likely-than-not that the estimated fair value of the Company's single reporting unit exceeded its carrying value. Accordingly, no goodwill impairment charges were recognized for the years ended December 31, 2022, December 31, 2023, 2021, 2022 and 2020, 2021.

## Revenue Recognition

The Company recognizes revenues when it transfers control of promised services directly to its customers, in an amount that reflects the consideration to which the Company expects to be entitled to in exchange for those services. The Company recognizes revenue pursuant to the five-step framework contained in ASC 606: (i) identify the contract with a client; (ii) identify the performance obligations in the contract, including whether they are distinct in the context of the contract; (iii) determine the transaction price, including the constraint on variable consideration; (iv) allocate the transaction price to the performance obligations in the contract; and (v) recognize revenue as the Company satisfies the performance obligations.

The Company generates revenue primarily from advertisers through user engagement with the ads that it places on media partners' web pages and mobile applications. The Company's platform delivers ads to end-users that appear as links to articles and videos on media owners' sites.

## OUTBRAIN INC.

### Notes to Consolidated Financial Statements

As of and For Years Ending December 31, 2022, December 31, 2023 and 2021, 2022

The Company's customers include brands, performance marketers and other advertisers, which are collectively referred to as its advertisers, each of which contract for use of its services primarily through insertion orders or through self-service tools, allowing advertisers to establish budgets for their advertising campaigns. Advertising campaigns are primarily billed on a monthly basis. The Company's payment terms generally range from 30 to 60 days.

For advertising campaigns priced on a cost-per-click basis, the Company bills its advertisers and recognizes revenue when a user clicks on an advertisement it delivers.

For campaigns priced on a cost-per-impression basis, the Company bills its advertisers and recognizes revenue based on the number of times an advertisement is displayed to a user, user in the period.

Variable consideration, including allowances, discounts, refunds, credits, incentives, or other price concessions, is estimated and recorded at the time that related revenue is recognized. Advance payments from advertisers for future services represent contract liabilities and are recorded as deferred revenue in the Company's consolidated balance sheets.

The determination of whether revenue should be reported on a gross or a net basis involves judgement. In general, the Company acts as a principal on behalf of its advertisers and revenue is recognized gross of any costs that it remits to the media partners. In these cases, the Company determined that it controls the advertising inventory before it is transferred to its advertisers. The Company's control is evidenced by its ability to monetize the advertising inventory before it is transferred to its advertisers. For those revenue arrangements where the Company does not control the advertising inventory before it is transferred to its advertisers, the Company is the agent and recognizes revenue on a net basis. The Company recognizes revenue net of applicable sales taxes.

**Contract Balances.** There were no contract assets as of December 31, 2022, December 31, 2023 or December 31, 2021, December 31, 2022. Contract liabilities primarily relate to advance payments and consideration received from customers. As of December 31, 2022, December 31, 2023 and December 31, 2021, December 31, 2022, the Company's contract liabilities were recorded as deferred revenue in its consolidated balance sheets. See Note 13, 15 for disaggregation of the Company's revenue based on geography of where the Company's marketers are physically located.

## Cost of Revenue

**Traffic Acquisition Costs.** Traffic acquisition costs consist of amounts the Company owes to media owners when users engage with promoted recommendations on media owners' properties. The Company incurs costs with media owners in the period in which the click-throughs occur or in some circumstances based on a guaranteed minimum rate of payment from the Company in exchange for guaranteed placement of the Company's promoted recommendations on specified portions of the media owners' online properties. These guaranteed rates are typically provided per thousand qualified page views, whereby the Company's minimum monthly payment to the media owner may fluctuate based on how

many qualified page views the media owner generates, generally subject to a maximum guarantee. Traffic acquisition costs also include amounts payable to programmatic supply partners.

In some instances, the Company may make upfront payments to media owners in connection with long-term contracts. The Company capitalizes these advance payments under these agreements if specific capitalization criteria have been met. The capitalization criteria includes the existence of future economic benefits to the Company, the existence of legally enforceable recoverability language (e.g., early termination clauses), management's ability and intent to enforce the recoverability language and the ability to generate future earnings from the agreement in excess of amounts deferred. Capitalized amounts are amortized as traffic acquisition costs over the shorter of the period of contractual recoverability or the corresponding period of economic benefit. Amounts not yet paid are accrued systematically based on the Company's estimate of user engagement.

*Other Cost of Revenue.* Cost of revenue also includes costs related to the management of the Company's data centers, hosting fees, data connectivity costs and depreciation and amortization. Cost of revenue also includes the amortization of capitalized software that is developed or obtained for internal use associated with the Company's revenue-generating technologies. Additionally, other cost of revenue includes amortization of intangible assets related to developed technology acquired by the Company and used in its revenue-generating efforts.

## OUTBRAIN INC.

### Notes to Consolidated Financial Statements

As of and For Years Ending December 31, 2022 December 31, 2023 and 2021 2022

#### Research and Development

The Company incurs research and development expenses primarily relating to the development and enhancement of its content discovery platform. These expenses consist primarily of personnel and the related overhead costs and amortization of capitalized software for non-revenue generating infrastructure. Research and development expenses are expensed as incurred, except for internal-use software development costs that qualify for capitalization.

#### Advertising and Promotional Costs

Advertising and promotional costs are included in sales and marketing expenses as incurred in the accompanying consolidated statements of operations. Advertising and promotional costs were \$15.6 million \$12.7 million, \$13.1 million \$15.6 million and \$9.3 million \$13.1 million for the years ended December 31, 2022 December 31, 2023, 2021 2022 and 2020, 2021, respectively.

#### Segment Information

The Company has one operating and reporting segment. The Company's chief operating decision maker is its Co-Chief Executive Officer who makes resource allocation decisions and assesses performance based on financial information presented on a consolidated basis.

#### Stock-based Compensation

The Company recognizes stock-based compensation for stock-based awards, including stock options, restricted stock units ("RSUs") and stock appreciation rights ("SARs") based on the estimated fair value of the awards. The fair value of the Company's RSUs is the fair value of the Company's common stock on the date of grant. The Company estimates the fair value of its stock option awards on the grant date using the Black-Scholes option-pricing model. The Black-Scholes option-pricing model requires the use of judgments and assumptions, including the option's expected term and the price volatility of the underlying stock. The Company accounts for forfeitures as they occur.

Certain of the Company's stock option awards, RSUs and SARs had a service condition and a performance condition, satisfied upon the Company's IPO, which was a qualifying liquidity event. Accordingly, the Company recognized stock-based compensation expense upon its IPO to the extent the related service condition was met. Stock-based compensation expense for unvested stock option and RSU awards, and other awards that vest subject to the satisfaction of service conditions is being recognized on a straight-line basis over the requisite service period.

#### Foreign Currency

The Company transacts business in various foreign currencies. In general, the functional currency of its foreign subsidiaries is the currency of the local country. Accordingly, revenues and expenses of operations outside the United States ("U.S.") are generally translated into U.S. dollars using weighted-average exchange rates, while assets and liabilities are translated into U.S. dollars using exchange rates in effect at the balance sheet date with the resulting translation adjustments recorded as a component of accumulated other comprehensive income (loss) within the statements of convertible preferred stock and stockholders' equity (deficit). Foreign currency transaction gains and losses resulting from remeasurement of transactions denominated in a currency other than the functional currency are recognized in the consolidated statements of operations. The net foreign exchange transaction gains (losses) losses included in interest income and other (expense) income, net in the accompanying consolidated statements of operations were \$(2.1) million, \$(3.3) million \$1.0 million, \$2.1 million and \$(3.1) million \$3.1 million for the years ended December 31, 2022 December 31, 2023, 2021 2022 and 2020, 2021, respectively.

#### Derivative Financial Instruments

The Company is exposed to certain risks relating to its ongoing business operations, including but not limited to, fluctuations in foreign currency exchange rates. The Company enters into foreign currency forward exchange contracts to manage its foreign currency exchange risk by reducing the effects of fluctuations in foreign currency exchange rates on its net cash flows. These derivative contracts are not designated as accounting hedges. Accordingly, the Company recognizes gains and losses resulting from a change in fair value for these derivatives in the period in which the change occurs. The Company classifies cash flows from these contracts as operating activities in its consolidated statements of cash flows. The notional amount of the Company's outstanding derivative instruments was \$44.9 million \$36.3 million and \$33.5 million \$44.9 million as of December 31, 2022 December 31, 2023 and 2021 2022, respectively. See Note 14 7 for additional information.

OUTBRAIN INC.

Notes to Consolidated Financial Statements

As of and For Years Ending December 31, 2022 December 31, 2023 and 2021 2022

Severance Pay Asset and Liability

The Company records a severance pay asset and liability on its consolidated balance sheets related to certain of its employees located in Israel. The liability for severance pay is calculated pursuant to Israeli severance pay law based on the most recent salary for the employees multiplied by the number of years of employment, as of the respective balance sheet date. Eligible employees are entitled to one month salary for each year of employment or a portion thereof. The Company's liability at each respective balance sheet date for its eligible Israeli employees is fully accrued in other liabilities in the accompanying consolidated balance sheets. The Company funds this obligation through monthly deposits to the employee's pension and management insurance policies. The carrying value of these policies is recorded as a severance fund asset in other assets in the accompanying consolidated balance sheets.

The deposited funds may be withdrawn only upon the fulfillment of the Company's obligation pursuant to Israeli severance pay law. The carrying value of its deposited funds is based on the cash surrender value of these policies and includes profits accumulated through the respective balance sheet date.

Defined Contribution Plans

The Company contributes to defined contribution savings plans covering eligible employees of the Company. Participants of the plans may defer annual pre-tax compensation, subject to statutory and plan limitations. In addition, a certain percentage of an employee's contributions are matched by the Company and vest over a specified period of time, subject to certain statutory and plan limitations. The Company's contributions were approximately \$9.6 million \$8.5 million, \$8.4 million \$9.6 million, and \$6.6 million \$8.4 million for 2023, 2022, 2021, and 2020, 2021, respectively, which were expensed as incurred.

Income Taxes

The Company accounts for income taxes using an asset and liability method. Deferred tax assets and liabilities are recognized for the future tax consequences attributable to differences between the financial statement carrying amounts of existing assets and liabilities and their respective tax bases and operating loss and tax credit carryforwards. Deferred income tax assets and liabilities are measured using the currently enacted tax rates that apply to taxable income in effect for the years in which those tax assets and liabilities are expected to be realized or settled. The Company regularly assesses the likelihood that its deferred income tax assets will be realized. To the extent that the Company believes any amounts are not more likely than not to be realized, a valuation allowance is recorded to reduce the deferred income tax assets. The Company's deferred tax assets were \$35.7 million \$38.4 million and \$32.9 million \$35.7 million as of December 31, 2022 December 31, 2023 and 2021, 2022, respectively. The Company's deferred tax liabilities were \$5.3 million \$4.0 million and \$1.7 million \$5.3 million as of December 31, 2022 December 31, 2023 and 2021, 2022, respectively, and are included within other liabilities in the consolidated balance sheets. The Company regularly assesses the need for the valuation allowance on its deferred tax assets, and to the extent that it determines that an adjustment is needed, such adjustment will be recorded in the period that the determination is made.

The Company recognizes the effect of income tax positions only if those positions are more likely than not of being sustained. Recognized income tax positions are measured at the largest amount that is greater than 50% likely of being realized. Changes in recognition or measurement are reflected in the period in which the change in judgment occurs. The Company recognizes interest and penalties related to income tax matters as income tax expense.

Recently Adopted The Company's policy with respect to releasing the income tax effects related to its available-for-sale investments in debt securities from accumulated other comprehensive income is to apply a security by security approach whereby the tax effects are measured based on the change to unrealized gains or losses reflected in other comprehensive income.

New Accounting Pronouncements

Leases

In February 2016, Under the Financial Accounting Standards Board (the "FASB") JOBS Act, the Company meets the definition of an emerging growth company and can delay adopting new or revised accounting standards issued Accounting Standards Update ("ASU") 2016-02, "Leases (Topic 842)," which sets out subsequent to the principles for enactment of the recognition, measurement, presentation and disclosure of leases for both parties JOBS Act until such time as those standards would otherwise apply to a contract (i.e., lessees and lessors). This comprehensive new standard amends and supersedes existing lease accounting guidance and is intended to increase transparency and comparability by recognizing right-of-use ("ROU") lease assets and lease liabilities on the balance sheet and requiring disclosure of key information about leasing arrangements. In July 2018, this guidance was amended to allow companies private companies. The Company has elected to use this extended transition period for complying with new or revised accounting standards that have different effective dates for public and private companies until the beginning Company is no longer an emerging growth company or until the Company affirmatively and irrevocably opts out of the period in which this standard is adopted as the date of initial application, extended transition period.

OUTBRAIN INC.

Notes to Consolidated Financial Statements

As of and For Years Ending December 31, 2022 December 31, 2023 and 2021 2022

The Company adopted ASU 2016-02 on January 1, 2022 using the transition election allowing it not to restate prior periods. As such, results for reporting periods beginning on January 1, 2022 are presented under Accounts Standards Codification (“ASC”) 842, while prior period amounts continue to be reported in accordance with the Company’s historical accounting treatment under ASC 840, “Leases.” The Company elected the package of practical expedients permitted under the transition guidance, which allows it not to reassess its prior conclusions about lease identification, lease classification and initial direct costs. Recently Issued Accounting Pronouncements

In addition, the Company elected not to separate the lease and non-lease components for its real estate leases and not to recognize lease assets and liabilities for operating leases with initial terms of 12 months or less. The Company did not elect the “hindsight” practical expedient. The Company uses its incremental borrowing rate to determine the present value of lease payments, as the Company’s leases do not have a readily determinable implicit discount rate. The incremental borrowing rate is the rate of interest the Company would have to pay to borrow on a collateralized basis over a similar term and amount in a similar economic environment.

Upon adoption, the Company recognized operating right-of-use assets of \$14.8 million and operating lease liabilities of \$15.2 million in its consolidated balance sheet as of January 1, 2022. In addition, the Company reclassified deferred rent and lease incentives as a component of operating right-of-use assets. The adoption of the new lease standard did not have a material impact on the Company’s results of operations or cash flows and there was no cumulative-effect adjustment to the opening balance of retained earnings.

Credit Losses

In June 2016, November 2023, the FASB issued ASU 2016-13, “Financial Instruments - Credit Losses 2023-07, “Segment Reporting (Topic 326),” which 280): Improvements to Reportable Segment Disclosures” (“ASU 2023-07”). ASU 2023-07 requires the measurement enhanced disclosures about significant segment expenses and recognition of expected credit losses profitability measures for financial assets held at amortized cost. all public entities, including those that have one reportable segment. The ASU 2016-13 replaces the existing incurred loss impairment model with an expected loss model which requires consideration of forward-looking information is required to calculate credit loss estimates. These changes result in an earlier recognition of credit losses. The Company’s financial assets held at amortized cost include accounts receivable. The amendments in ASU 2020-05, “Revenue from Contracts with Customers (Topic 606) be applied retrospectively and Leases (Topic 842) Effective Dates is effective for Certain Entities,” deferred the effective date for Topic 326 to fiscal years beginning after December 15, 2022 December 15, 2023, and interim periods within fiscal years beginning after December 15, 2024. The Company is in the process of evaluating the impact of ASU 2023-07 on its segment disclosures.

In December 2023, the FASB issued ASU 2023-09, “Income Taxes (Topic 740): Improvements to Income Tax Disclosures” (“ASU 2023-09”). ASU 2023-09 is focused on increased visibility into specific income tax components, requiring disclosures of specific categories and a greater disaggregation of information by jurisdiction within the effective tax rate reconciliation and income taxes paid disclosures. ASU 2023-09 is effective for our annual periods beginning January 1, 2025, with early adopted adoption permitted. The Company is in the process of evaluating the impact of ASU 2016-13 as of January 1, 2022, using the adoption method based 2023-09 on the aging schedules of accounts receivable. The adoption of this standard did not have a material impact on the Company’s audited consolidated financial statements. its tax-related disclosures.

2. Acquisition

On November 19, 2021 On January 5, 2022, the Company entered into a definitive agreement, by and among acquired all of the Company and the shareholders outstanding shares of video intelligence AG (“vi”), a Swiss-based contextual video technology company for digital media owners, for the acquisition of all of the outstanding shares of vi. The acquisition was completed on January 5, 2022. The an aggregate purchase price of approximately \$54.2 million, which was paid in the form of cash and Outbrain common stock, with the first installment of \$37.3 million in cash and the equity portion paid at closing, an additional stock. \$10.6 million paid in the third quarter of 2022 and the majority of the remaining \$1.5 million consideration payable in cash in the first quarter of 2023. The equity portion of the purchase price was comprised of 355,786 shares of the Company’s common stock with a fair value of \$4.2 million. The first installment of \$37.3 million in cash and the equity portion were paid at closing, an additional \$10.6 million paid in the third quarter of 2022, and \$1.3 million was paid in 2023. The consideration paid during the first quarter of 2023 included \$0.9 million of contingent consideration, \$0.5 million of which was subject to a post-closing adjustment of recognized on the acquisition date, and \$0.4 million recorded as a fair value adjustment in the Company’s consolidated statement of operations for the year ended December 31, 2022, to increase the contingent consideration payable in cash to \$0.9 million, based on the market price of the Company’s stock determined one year from closing. This This acquisition expanded the Company’s video product offerings to include in-stream high-quality video content, delivering a better user experience and more value to its advertisers.

The following table summarizes the total purchase consideration as of the acquisition date:

	January 5, 2022
	(In thousands)
Cash consideration paid on acquisition date	\$ 37,311
Fair value of deferred consideration payable in cash	10,936
Fair value of contingent consideration payable	547
Fair value of stock consideration	4,190
Total fair value of purchase consideration	\$ 52,984

OUTBRAIN INC.

Notes to Consolidated Financial Statements  
As of and For Years Ending December 31, 2022 and 2021

This acquisition was accounted for as a business combination under the acquisition method of accounting and the results of operations of vi have been included in the Company's results of operations as of the acquisition date, since January 5, 2022. The Company incurred transaction costs relating to the vi acquisition of \$0.2 million, which were included in general and administrative expenses in the Company's consolidated statement of operations for the year ended December 31, 2022. The Company allocated results of operations for vi have been included in the purchase price to identifiable assets acquired based Company's audited consolidated financial statements beginning on their estimated fair values at acquisition date, which required management to use significant judgment and estimates, including valuation methodologies, estimates of future revenue, costs and cash flows, discount rates, and identifying comparable companies. The Company engaged third-party valuation specialists to assist in determining the fair values of the acquired assets and liabilities. January 5, 2022.

The allocation  
3. Restructuring

On May 31, 2023, the Company announced a reduction in its global workforce of the purchase price approximately 10%, to adjust to the identifiable assets continued macroeconomic uncertainty, create additional operating efficiencies, and liabilities based on their estimated fair values as support the Company's strategic growth and profitability objectives. As a result, the Company recorded pre-tax charges of the acquisition date approximately \$2.3 million for employee severance and related benefit costs in its consolidated statement of operations for 2023, \$1.5 million of which was as follows:

	January 5, 2022
	(In thousands)
Cash and cash equivalents	\$ 2,787
Accounts receivable	3,849
Prepaid expenses and other current assets	995
Property and equipment, net	43
Publisher relationships	10,783
Customer relationships	732
Content provider relationships	284
Technology intangibles	9,985
Tradenames	3,704
Accounts payable	(2,571)
Accrued and other liabilities	(2,768)
Deferred tax liability	(5,021)
Net assets acquired	22,802
Goodwill	30,182
Total	\$ 52,984

The fair values of the publisher relationships were determined using the multi-period excess earnings income approach and the fair values of the customer and content provider relationships were determined using the cost approach. The fair value of trade names and technology was determined using the relief-from-royalty method. Identifiable intangible assets acquired are amortized on a straight-line basis over their estimated useful lives. The Company estimated useful lives of acquired publisher relationships and technology to be 8 years, and tradenames to be 9 years, and other relationships to be 5 years. Amortization expense for amortizable intangible assets is included recorded within sales and marketing expense expenses, \$0.4 million within research and other cost of revenue in development expenses, and \$0.4 million within general and administrative expenses. During the Company's consolidated statements of operations.

The excess twelve months ended December 31, 2023, all of the purchase price over the aggregate fair value of the identifiable assets acquired was recorded as goodwill and is primarily attributable to expected synergies and increased offerings to customers associated costs have been fully paid.

In addition, the Company expects from future growth incurred \$1.2 million of other severance and potential monetization opportunities. Goodwill is not amortized but will be evaluated for impairment at least annually, or more frequently if there are indicators related costs related to reorganization activities undertaken in 2023, approximately \$0.9 million of impairment. The goodwill is not deductible for tax purposes, which have been paid during the twelve months ended December 31, 2023.

OUTBRAIN INC.  
Notes to Consolidated Financial Statements  
As of and For Years Ending December 31, 2022 December 31, 2023 and 2021 2022

3. Balance Sheet Components4. Investments in Marketable Securities  
Cash Equivalents and Investments

In July 2022, the Company initiated a new investment program. All of the Company's debt securities are classified as available-for-sale. The Company's cash equivalents and investments as of December 31, 2022December 31, 2023 and December 31, 2022 consisted of the following:



December 31, 2023								
(In thousands)	Fair Value Level	Amortized cost (1)	Gross		Estimated Fair Value	Cash Equivalents	Short-term investments	Long-term investments
			Unrealized Gains	Unrealized Losses				
Money market funds	1	\$ 15,355	\$ —	\$ —	\$ 15,355	\$ 15,355	\$ —	\$ —
U.S. Treasuries	2	14,977	1	(29)	14,949	3,497	11,452	—
U.S. government bonds	2	39,048	40	(114)	38,974	—	20,762	18,212
Commercial paper	2	9,422	11	(3)	9,430	—	9,430	—
U.S. Corporate bonds	2	100,146	275	(197)	100,224	—	52,669	47,555
Total cash equivalents and investments		\$ 178,948	\$ 327	\$ (343)	\$ 178,932	\$ 18,852	\$ 94,313	\$ 65,767

December 31, 2022								
(In thousands)	Fair Value Level	Amortized cost (1)	Gross		Estimated Fair Value	Cash Equivalents	Short-term investments	Long-term investments
			Unrealized Gains	Unrealized Losses				
Money market funds	1	\$ 39,198	\$ —	\$ —	\$ 39,198	\$ 39,198	\$ —	\$ —
U.S. Treasuries	2	31,721	—	(317)	31,404	—	23,701	7,703
U.S. government bonds	2	77,259	—	(899)	76,360	—	52,254	24,106
Commercial paper	2	43,126	3	(161)	42,968	—	42,968	—
U.S. Corporate bonds	2	95,599	29	(694)	94,934	—	47,982	46,952
Total cash equivalents and investments		\$ 286,903	\$ 32	\$ (2,071)	\$ 284,864	\$ 39,198	\$ 166,905	\$ 78,761

(1) The amortized cost of debt securities excludes accrued interest of \$1.4 million and \$1.0 million, respectively, as of December 31, 2023 and December 31, 2022.

On April 14, 2023, in connection with the Company's partial repurchase of its 2.95% Convertible Senior Notes due 2026 ("Convertible Notes"), the Company redeemed half of its available-for-sale marketable securities prior to their maturities to finance the debt repurchase. Proceeds from the sales of securities for the twelve months ended December 31, 2023 were \$81.7 million and a gross realized loss of \$0.5 million was released from other comprehensive loss and recorded within interest income and other income (expense), net in the Company's audited consolidated statement of operations for the twelve months ended December 31, 2023. The total estimated gross realized loss was determined using the specific identification method. See Note 12 for the effect of the reclassification adjustments on other comprehensive income.

The following table shows the fair value of the Company's available-for-sale securities by contractual maturity:

		December 31, 2023
		(In thousands)
Within 1 year		\$ 113,165
After 1 year through 2 years		65,767
Total fair value		\$ 178,932

## OUTBRAIN INC.

### Notes to Consolidated Financial Statements As of and For Years Ending December 31, 2023 and 2022

The following table presents the fair value in investments and gross unrealized losses recorded in other comprehensive loss, position as by investment category and the length of time the securities have been in a continuous loss position:

December 31, 2023						
(In thousands)	Less than 12 Months		12 Months or More		Total	
	Fair Value	Unrealized Loss	Fair Value	Unrealized Loss	Fair Value	Unrealized Loss
U.S. Treasuries	\$ 1,279	\$ —	\$ 4,711	\$ (29)	\$ 5,990	\$ (29)
U.S. government bonds	6,798	(9)	16,964	(105)	23,762	(114)

Commercial paper	3,649	(3)	—	—	3,649	(3)
U.S. Corporate bonds	40,031	(119)	18,840	(78)	58,871	(197)
Total	\$ 51,757	\$ (131)	\$ 40,515	\$ (212)	\$ 92,272	\$ (343)

As of December 31, 2022 was \$232.1 million, all of which has the Company's marketable securities had been in an unrealized loss position for less than six twelve months. The aggregate amount of unrealized losses as of December 31, 2022 was \$2.1 million. The total estimated fair value of debt securities in an unrealized gain position is \$13.6 million.

For marketable securities with unrealized loss positions, the Company does not intend to sell these securities and it is more likely than not that the Company will hold these securities until maturity or a recovery of the cost basis. No allowance for credit losses was recorded for these securities as of December 31, 2022. December 31, 2023 and December 31, 2022.

## 5. Goodwill and Intangible Assets

The following table shows the fair value Company's goodwill balance as of December 31, 2023 and December 31, 2022 was \$63.1 million. The Company has not recorded any accumulated impairments of goodwill.

The gross carrying amount and accumulated amortization of the Company's available-for-sale securities by contractual maturity; intangible assets are as follows:

	December 31, 2022
	(In thousands)
Within 1 year	\$ 206,103
After 1 year through 2 years	78,761
Total fair value	\$ 284,864

	December 31, 2023			
	Weighted Average Amortization Period	Gross Value	Accumulated Amortization	Net Carrying Value
		(In thousands)		
Developed technology	8.0 years	\$ 18,410	\$ (10,900)	\$ 7,510
Customer relationships	5.0 years	5,972	(5,530)	442
Publisher relationships	8.0 years	18,973	(10,863)	8,110
Trade names	8.8 years	5,326	(1,779)	3,547
Content Provider Relationships	5.0 years	284	(113)	171
Other	15.8 years	898	(282)	616
Total intangible assets, net		\$ 49,863	\$ (29,467)	\$ 20,396

	December 31, 2022			
	Weighted Average Amortization Period	Gross Value	Accumulated Amortization	Net Carrying Value
		(In thousands)		
Developed technology	5.8 years	\$ 18,411	\$ (9,652)	\$ 8,759
Customer relationships	4.1 years	5,856	(5,022)	834
Publisher relationships	6.3 years	18,738	(8,782)	9,956
Trade names	8.7 years	5,279	(1,143)	4,136
Content Provider Relationships	5.0 years	284	(56)	228
Other	15.8 years	888	(227)	661
Total intangible assets, net		\$ 49,456	\$ (24,882)	\$ 24,574

## OUTBRAIN INC.

### Notes to Consolidated Financial Statements As of and For Years Ending December 31, 2023 and 2022

No impairment charges were recorded for the Company's intangible assets subject to amortization during the years ended December 31, 2023, 2022, and 2021.

As of December 31, 2023, estimated amortization related to the Company's identifiable acquisition-related intangible assets in future periods was as follows:

Year Ending December 31,	Amount	
	(In thousands)	
2024	\$	3,469
2025		3,469
2026		3,469
2027		3,117
2028		3,062
Thereafter		3,810
Total	\$	20,396

## 6. Balance Sheet Components

### Accounts Receivable and Allowance for Credit Losses

Accounts receivable, net of allowance for credit losses consists of the following:

	December 31,	
	2022	2021
	(In thousands)	
Accounts receivable	\$ 186,770	\$ 197,216
Allowance for credit losses	(5,512)	(4,402)
Accounts receivable, net of allowance for credit losses	\$ 181,258	\$ 192,814

## OUTBRAIN INC.

### Notes to Consolidated Financial Statements As of and For Years Ending December 31, 2022 and 2021

	December 31,	
	2023	2022
	(In thousands)	
Accounts receivable	\$ 199,714	\$ 186,770
Allowance for credit losses	(10,380)	(5,512)
Accounts receivable, net of allowance for credit losses	\$ 189,334	\$ 181,258

The allowance for credit losses consists of the following activity:

	Year Ended December 31,		
	2022	2021	2020
	(In thousands)		
	Year Ended December 31,		
	2023	2022	2021
	(In thousands)		
Allowance for credit losses, beginning balance	\$4,402	\$4,174	\$3,281
Provision for credit losses, net of recoveries	3,227	2,601	2,668
Write-offs	(2,117)	(2,373)	(1,775)

Allowance for credit losses, ending balance	Allowance for credit losses, ending balance			
		\$5,512	\$4,402	\$4,174

#### Prepaid Expenses and Other Current Assets

Prepaid expenses and other current assets consists of the following:

		December 31,	
		2022	2021
		(In thousands)	
December 31,		December 31,	
2023		2022	
(In thousands)		(In thousands)	
Prepaid traffic acquisition costs	Prepaid traffic acquisition costs	\$23,149	\$12,471
Prepaid taxes	Prepaid taxes	15,280	7,314
Prepaid software licenses	Prepaid software licenses	2,465	2,201
Prepaid insurance		1,503	2,130
Other prepaid expenses and other current assets	Other prepaid expenses and other current assets	4,364	3,757
Total prepaid expenses and other current assets	Total prepaid expenses and other current assets	\$46,761	\$27,873

#### OUTBRAIN INC.

#### Notes to Consolidated Financial Statements As of and For Years Ending December 31, 2023 and 2022

#### Property, Equipment and Capitalized Software, Net

Property, equipment and capitalized software, net consists of the following:

		December 31,	
		2022	2021
		(In thousands)	
December 31,		December 31,	
2023		2022	
(In thousands)		(In thousands)	
Capitalized software development costs			

Computer and equipment	Computer and equipment	\$59,536	\$43,316
Capitalized software development costs		67,685	54,233
Leasehold improvements			
Software	Software	3,113	2,817
Leasehold improvements		2,859	1,547
Furniture and fixtures	Furniture and fixtures	1,177	83
Property, equipment and capitalized software, gross	Property, equipment and capitalized software, gross	134,370	101,996
Less: accumulated depreciation and amortization	Less: accumulated depreciation and amortization	(94,480)	(73,988)
Total property, equipment and capitalized software, net	Total property, equipment and capitalized software, net	\$39,890	\$28,008

The Company capitalized software development costs, including stock-based compensation, of \$13.5 million and \$10.5 million for the years ended December 31, 2022, December 31, 2023 and 2021, 2022, respectively. Accumulated amortization for capitalized software development costs was \$47.8 million and \$38.2 million as of December 31, 2022, December 31, 2023 and 2021, 2022, respectively.

As of December 31, 2022, December 31, 2023 and 2021, 2022, total computer equipment financed and software licensed under finance leases was \$1.9 million, net of accumulated amortization of \$23.9 million and \$21.0 million. Amortization expense related to total computer equipment financed and software licensed under finance leases was \$2.9 million, \$3.8 million and \$3.7 million, respectively, for the years ended December 31, 2022, December 31, 2023, 2021, 2022 and 2020, 2021.

## OUTBRAIN INC.

### Notes to Consolidated Financial Statements

As of and For Years Ending December 31, 2022 and 2021

#### Accrued and Other Current Liabilities

Accrued and other current liabilities consist of the following:

December 31,			
		2022	2021
		(In thousands)	
December 31,	December 31,		
2023	2022		
(In thousands)		(In thousands)	

Accrued traffic acquisition costs	Accrued traffic acquisition costs	\$ 73,396	\$60,274
Accrued tax liabilities	Accrued tax liabilities	15,013	9,240
Accrued agency commissions	Accrued agency commissions	13,451	10,639
Operating lease obligations, current			
Accrued professional fees	Accrued professional fees	4,915	6,569
Operating leases obligations, current		3,236	—
Interest payable	Interest payable	3,074	3,094
Finance lease obligations, current		1,758	3,069
Other	Other	11,249	6,705
Total accrued and other current liabilities	Total accrued and other current liabilities	\$126,092	\$99,590

In addition to accrued traffic acquisition costs, accounts payable includes \$136.8 million \$137.6 million and \$147.4 million \$136.8 million of traffic acquisition costs as of December 31, 2022 December 31, 2023 and 2021, 2022, respectively.

4.

#### OUTBRAIN INC.

#### Notes to Consolidated Financial Statements

As of and For Years Ending December 31, 2023 and 2022

#### 7. Fair Value Measurements

The Company utilizes valuation techniques that maximize the use of observable inputs and minimize the use of unobservable inputs to the extent possible. The Company's financial instruments include restricted time deposits, severance pay fund deposits and foreign currency forward contracts. The Company determines the fair value of its financial instruments based on assumptions that market participants would use in pricing an asset or liability in the principal or most advantageous market. When considering market participant assumptions in fair value measurements, the Company uses the fair value hierarchy described below to distinguish between observable and unobservable inputs:

*Level I* — Valuations based on quoted prices in active markets for identical assets and liabilities at the measurement date;

*Level II* — Valuations based on quoted prices in active markets for similar assets or liabilities, quoted prices for identical or similar assets or liabilities in inactive markets, or other inputs that are observable or can be principally corroborated by observable market data for substantially the full term of the related assets or liabilities; and

*Level III* — Valuations based on unobservable inputs that are significant to the measurement of the fair value of the assets or liabilities that are supported by little or no market data.

#### OUTBRAIN INC.

#### Notes to Consolidated Financial Statements

As of and For Years Ending December 31, 2022 and 2021

The following table sets forth the fair value of the Company's financial assets and liabilities measured on a recurring basis by level within the fair value hierarchy:



		December 31, 2022			
		Level			
		Level I	Level II	III	Total
		(In thousands)			
December 31, 2023		December 31, 2023			
Level I		Level I	Level II	Level III	Total
(In thousands)		(In thousands)			
Financial Assets:	Financial Assets:				
Cash equivalents and investments <sup>(1)</sup>	Cash equivalents and investments <sup>(1)</sup>				
Cash equivalents and investments <sup>(1)</sup>	Cash equivalents and investments <sup>(1)</sup>				
Cash equivalents and investments <sup>(1)</sup>	Cash equivalents and investments <sup>(1)</sup>	\$39,198	\$245,666	\$—	\$284,864
Restricted time deposit <sup>(2)</sup>	Restricted time deposit <sup>(2)</sup>	—	185	—	185
Severance pay fund deposits <sup>(2)</sup>	Severance pay fund deposits <sup>(2)</sup>	—	5,378	—	5,378
Foreign currency forward contract <sup>(3)</sup>	Foreign currency forward contract <sup>(3)</sup>	—	726	—	726
Total financial assets	Total financial assets	\$39,198	\$251,955	\$—	\$291,153
Financial Liabilities:	Financial Liabilities:				
Foreign currency forward contract <sup>(4)</sup>	Foreign currency forward contract <sup>(4)</sup>	—	1,463	—	1,463
Foreign currency forward contract <sup>(4)</sup>	Foreign currency forward contract <sup>(4)</sup>				
Foreign currency forward contract <sup>(4)</sup>	Foreign currency forward contract <sup>(4)</sup>				
Total financial liabilities	Total financial liabilities	\$ —	\$ 1,463	\$—	\$ 1,463
December 31, 2021		December 31, 2021			
Level		Level			
I		Level II	III	Total	
(In thousands)		(In thousands)			
December 31, 2022		December 31, 2022			
Level I		Level I	Level II	Level III	Total
(In thousands)		(In thousands)			
Financial Assets:	Financial Assets:				
Cash equivalents and investments <sup>(1)</sup>	Cash equivalents and investments <sup>(1)</sup>				
Cash equivalents and investments <sup>(1)</sup>	Cash equivalents and investments <sup>(1)</sup>				

Cash equivalents and investments <sup>(1)</sup>	
Restricted time deposit <sup>(2)</sup>	Restricted time deposit <sup>(2)</sup> \$— \$ 195 \$— \$ 195
Severance pay fund deposits <sup>(2)</sup>	Severance pay fund deposits <sup>(2)</sup> — 6,086 — 6,086
Foreign currency forward contract <sup>(3)</sup>	Foreign currency forward contract <sup>(3)</sup> — 741 — 741
Total financial assets	Total financial assets \$— \$7,022 \$— \$7,022
<b>Financial Liabilities:</b>	
Foreign currency forward contract <sup>(4)</sup>	
Foreign currency forward contract <sup>(4)</sup>	
Foreign currency forward contract <sup>(4)</sup>	
Total financial liabilities	

(1) Money market securities are valued using Level I of the fair value hierarchy, while the fair values of U.S. Treasuries, government bonds, commercial paper, corporate bonds and municipal bonds are considered Level II and are obtained from independent pricing services, which may use various methods, including quoted prices for identical or similar securities in active and inactive markets. See Note 3.4 for additional detail of the Company's fixed income securities by balance sheet location.

(2) Recorded within other assets.

## OUTBRAIN INC.

### Notes to Consolidated Financial Statements As of and For Years Ending December 31, 2023 and 2022

(3) Recorded within prepaid expenses and other current assets.

(4) Recorded within accrued and other current liabilities.

The Company records the fair values of the assets and liabilities relating to its undesignated foreign currency forward contracts on a gross basis in its consolidated balance sheets, as they are not subject to master netting arrangements. There is no cash collateral required to be pledged by the Company or its counterparties. The Company enters into foreign currency forward exchange contracts to manage the effects of fluctuations in foreign currency exchange rates on its net cash flows from non-U.S. dollar denominated operations.

By entering into foreign currency forward contracts, the Company is exposed to a potential credit risk that the counterparty to its contracts will fail to meet its contractual obligations. If a counterparty fails to perform, the Company's maximum credit risk exposure would be the positive fair value of the foreign currency forward contracts, or any asset balance, which represents the amount the counterparty owes to the Company. In order to mitigate the counterparty risk, the Company performs an evaluation of its counterparty credit worthiness, and its forward contracts have a term of no more than 12 months. The Company had foreign currency forward contracts with Silicon Valley Bank ("SVB"), which was closed by the California regulators on March 10, 2023. On March 12, 2023, the Department of the Treasury, Federal Reserve and the FDIC approved actions enabling the FDIC to complete its resolution of SVB in a manner that fully protected all depositors and converted SVB to Silicon Valley Bridge Bank, N.A. On March 27, 2023, First-Citizens Bank & Trust Company ("First Citizens Bank") entered into an agreement with the FDIC to acquire Silicon Valley Bridge Bank, N.A and the Company's existing foreign currency forward contracts were assumed by First Citizens Bank. For the year years ended December 31, 2022 December 31, 2023, 2022 and 2021, the Company recognized recorded net unrealized gains of \$1.6 million, net unrealized losses of \$1.5 million, and net unrealized gains of \$0.2 million, and \$0.4 million, for the years ended December 31, 2021 and 2020, respectively, within interest income and other income (expense), net in its consolidated statements of operations, related to mark-to-market adjustments on its undesignated foreign currency forward contracts. See Note 14 for additional information.

The Company's 2.95% Convertible Senior Notes due 2026 ("Convertible Notes") are recorded within long-term debt in its on the Company's consolidated balance sheets at their carrying value, which may differ from their fair value. The fair value of Convertible Notes is estimated using external pricing data, including any available market data for other debt instruments with similar characteristics. The following table summarizes the carrying value and the estimated fair value of the Company's Convertible Notes, based on Level II measurements of the fair value hierarchy:

	December 31, 2022		December 31, 2021	
	Carrying Value	Estimated Fair Value	Carrying Value	Estimated Fair Value
	(In thousands)			
Convertible Notes	\$ 236,000	\$ 180,752	\$ 236,000	\$ 234,348

	December 31, 2023		December 31, 2022	
	Carrying Value	Estimated Fair Value	Carrying Value	Estimated Fair Value
	(In thousands)			
Convertible Notes	\$ 118,000	\$ 95,958	\$ 236,000	\$ 180,752

See Note 9 for additional information relating to the Convertible Notes, half of which were repurchased in April 2023.

## OUTBRAIN INC.

### Notes to Consolidated Financial Statements

As of and For Years Ending December 31, 2022 and 2021

#### 5.8. Leases

The Company leases certain equipment and computers under finance lease arrangements, as well as office facilities and managed data center facilities under non-cancelable operating lease arrangements for its U.S. and international locations that expire on various dates through 2033, 2032. These arrangements require the Company to pay certain operating expenses, such as taxes, repairs and insurance and contain renewal and escalation clauses. The Company's options to extend or terminate a lease are not included in the lease terms, unless the Company is reasonably certain it will exercise that option. The Company's leases generally do not contain any material restrictive covenants.

The Company's minimum lease payments include fixed payments for non-lease components included in the lease agreement, but exclude variable lease payments that are not dependent on an index or rate, such as common area maintenance, operating expenses, utilities, or other costs that are subject to fluctuations from period to period. Non-lease components that are variable in nature are recorded as variable lease expenses in the period incurred.

The following table summarizes assets and liabilities related to the Company's operating and finance leases:

Consolidated Balance Sheet Location		December 31, 2022
		(In thousands)
<b>Lease assets</b>		
Operating leases	Operating lease right-of-use assets, net	\$ 11,065
Finance leases	Property, equipment and capitalized software, net	1,858
<b>Total lease assets</b>		<b>\$ 12,923</b>
<b>Lease liabilities</b>		
<b>Current liabilities:</b>		
Operating leases	Accrued and other current liabilities	\$ 3,236
Finance leases	Accrued and other current liabilities	1,758
<b>Non-current liabilities:</b>		
Operating leases	Operating lease liabilities, non-current	8,445
Finance leases	Other liabilities	254
<b>Total lease liabilities</b>		<b>\$ 13,693</b>

The following table presents the components of the Company's total lease expense:

Consolidated Statements of Operations Location		Year Ended December 31, 2022
		(In thousands)
<b>Operating lease cost</b>		
Fixed lease costs	Cost of revenue and operating expenses	\$ 4,309
Variable lease costs	Operating Expenses	136
Short-term lease costs	Cost of revenue and operating expenses	564
<b>Financing lease cost:</b>		
Depreciation	Cost of revenue	2,962
Interest	Interest expense	259
<b>Total lease cost</b>		<b>\$ 8,230</b>

OUTBRAIN INC.

Notes to Consolidated Financial Statements

As of and For Years Ending **December 31, 2022** **December 31, 2023** and **2021 2022**

The following table summarizes assets and liabilities related to the Company's operating and finance leases:

	Consolidated Balance Sheet Location	December 31, 2023		December 31, 2022	
		(In thousands)			
Lease assets					
Operating leases	Operating lease right-of-use assets, net	\$	12,145	\$	11,065
Finance leases	Property, equipment and capitalized software, net		226		1,858
Total lease assets		\$	12,371	\$	12,923
Lease liabilities					
Current liabilities:					
Operating leases	Accrued and other current liabilities	\$	3,684	\$	3,236
Finance leases	Accrued and other current liabilities		254		1,758
Non-current liabilities:					
Operating leases	Operating lease liabilities, non-current		9,217		8,445
Finance leases	Other liabilities		—		254
Total lease liabilities		\$	13,155	\$	13,693

The following table presents the components of the Company's total lease expense:

		Twelve Months Ended December 31,	
		2023	2022
Consolidated Statements of Operations Location		(In thousands)	
Operating lease cost			
Fixed lease costs	Cost of revenue and operating expenses	\$ 4,453	\$ 4,309
Variable lease costs	Operating Expenses	207	136
Short-term lease costs	Cost of revenue and operating expenses	578	564
Finance lease cost:			
Depreciation	Cost of revenue	1,632	2,962
Interest	Interest expense	83	259
Total lease cost		\$ 6,953	\$ 8,230

As of **December 31, 2022** **December 31, 2023**, the maturities of the Company's lease liabilities under operating and finance leases were as follows:

Year	Year	Operating Leases	Finance Leases	Year	Operating Leases	Finance Leases
		(In thousands)				
2023		\$	3,802	2023	\$	1,842
		(In thousands)				
2024	2024		3,327	2024		257
2025	2025		2,936	2025		—
2026	2026		1,731	2026		—
2027	2027		1,030	2027		—
2028				2028		
Thereafter	Thereafter		192	Thereafter		—

Total minimum payments required	Total minimum payments required	\$13,018	\$2,099			
Less: imputed interest	Less: imputed interest	(1,337)	(87)	Less: imputed interest	(2,225)	(2)
Total present value of lease liabilities	Total present value of lease liabilities	\$11,681	\$2,012			

As of **December 31, 2022** **December 31, 2023**, the Company entered into one new operating lease agreement that has not yet commenced with future lease payments of approximately **\$2.4 million** **\$0.6 million**. The lease will commence in the first quarter of **2023** **2024** and **have has** a lease term of **ten** **two** years.

The following table summarizes weighted-average lease terms and discount rates for the Company's leases:

	December 31, 2022
Weighted-average remaining lease term (in years)	
Operating leases	3.87 years
Finance leases	1.05 years
Weighted-average discount rate	
Operating leases	5.82%
Finance leases	7.34%

Supplemental cash flow information related to leases is as follows:

	Year Ended December 31, 2022
	(In thousands)
Cash paid for amounts included in measurement of lease liabilities:	
Operating cash outflows from operating leases	\$ 4,246
Cash flows from finance leases	\$ 3,190
New operating lease assets obtained in exchange for new lease obligations	\$ 1,247

As of December 31, 2021, prior to the adoption of ASU 2016-02, future minimum lease payments under the Company's non-cancelable operating leases and capital leases were as follows:

Year Ending December 31:	Operating Leases	Capital Leases
	(In thousands)	
2022	\$ 4,214	\$ 3,329
2023	3,128	1,741
2024	2,768	257
2025	2,630	—
2026	1,399	—
Thereafter	929	—
Total minimum payments required	\$ 15,068	\$ 5,327

## OUTBRAIN INC.

### Notes to Consolidated Financial Statements

As of and For Years Ending **December 31, 2022** **December 31, 2023** and **2021** **2022**

## 6. Goodwill and Intangible Assets

The changes in the carrying value of the Company's goodwill balance was as follows:

	December 31, 2022		December 31, 2021	
	(In thousands)			
Goodwill, opening balance	\$	32,881	\$	32,881
Acquisition of vi		30,182		—
Goodwill, closing balance	\$	63,063	\$	32,881

The Company has not recorded any accumulated impairments of goodwill.

The gross carrying amount following table summarizes weighted-average lease terms and accumulated amortization of the Company's intangible assets are as follows:

	December 31, 2022			
	Weighted Average Amortization Period	Gross Value	Accumulated Amortization	Net Carrying Value
	(In thousands)			
Developed technology	5.8 years	\$ 18,411	\$ (9,652)	\$ 8,759
Customer relationships	4.1 years	5,856	(5,022)	834
Publisher relationships	6.3 years	18,738	(8,782)	9,956
Trade names	8.7 years	5,279	(1,143)	4,136
Content Provider Relationships	5.0 years	284	(56)	228
Other	15.8 years	888	(227)	661
Total intangible assets, net		\$ 49,456	\$ (24,882)	\$ 24,574

	December 31, 2021			
	Weighted Average Amortization Period	Gross Value	Accumulated Amortization	Net Carrying Value
	(In thousands)			
Developed technology	3.2 years	\$ 8,425	\$ (8,425)	\$ —
Customer relationships	4 years	5,345	(4,050)	1,295
Publisher relationships	4 years	8,403	(5,777)	2,626
Trade names	8 years	1,665	(572)	1,093
Other	15.8 years	876	(171)	705
Total intangible assets, net		\$ 24,714	\$ (18,995)	\$ 5,719

No impairment charges were recorded discount rates for the Company's intangible assets subject to amortization during the years ended December 31, 2022, 2021, and 2020. leases:

	December 31, 2023	December 31, 2022
Weighted-average remaining lease term (in years)		
Operating leases	4.07 years	3.87 years
Finance leases	0.21 years	1.05 years
Weighted-average discount rate		
Operating leases	7.30%	5.82%
Finance leases	7.30%	7.34%

## OUTBRAIN INC.

### Notes to Consolidated Financial Statements

#### As of and For Years Ending December 31, 2022 and 2021

As of December 31, 2022, estimated amortization Supplemental cash flow information related to the Company's identifiable acquisition-related intangible assets in future periods was leases is as follows:

Year Ending December 31,	Amount
	(In thousands)
2023	\$ 4,205



2024	3,463
2025	3,463
2026	3,463
2027	3,264
Thereafter	6,716
Total	<u>\$ 24,574</u>

	Year Ended December 31, 2023	Year Ended December 31, 2022
	(In thousands)	
Cash paid for amounts included in measurement of lease liabilities:		
Operating cash outflows from operating leases	\$ 4,297	\$ 4,246
Cash flows from finance leases	\$ 1,830	\$ 3,190
New operating lease assets obtained in exchange for new lease obligations	\$ 5,061	\$ 1,247

## 7.9. Long-Term Debt

### Convertible Notes

On July 1, 2021, the Company completed the sale of \$200 million aggregate principal amount of senior subordinated secured notes due July 1, 2026 (the "Notes"), in a private placement to institutional investors affiliated with the funds managed by The Baupost Group, L.L.C. (the "Baupost Investors"), pursuant to a Senior Subordinated Secured Note Purchase Agreement dated July 1, 2021 (the "Note Purchase Agreement"). Upon issuance of the Notes, the Company recorded a \$36.0 million discount in connection with the embedded conversion feature, as well as deferred financing costs of \$6.0 million in its consolidated balance sheet. The Notes, which were exchanged and cancelled upon the IPO, bore interest that accrued at the rate of (i) prior to July 1, 2024, 10.0% per annum and (ii) on and after July 1, 2024, 14.5% per annum, payable quarterly and were guaranteed by certain of the Company's wholly-owned subsidiaries and secured by a second priority lien on all of the Company's and its subsidiaries' tangible and intangible assets, subject to certain excluded assets, permitted liens and customary exceptions.

On July 27, 2021, in connection with the closing of the Company's IPO and pursuant to the terms of the Note Purchase Agreement, the Company exchanged \$200 million aggregate principal amount of the Notes due July 1, 2026 for \$236.0 million aggregate principal amount of the Company's 2.95% Convertible Senior Notes, due 2026 (the "Convertible Notes"), pursuant to an indenture, dated as of July 27, 2021 (the "Indenture"), between the Company and The Bank of New York Mellon, as trustee. Upon the issuance of such Convertible Notes, the Notes and the obligations of the Company and the guarantee thereunder have been canceled and extinguished. The Convertible Notes will mature on July 27, 2026, unless earlier converted, redeemed or repurchased. In connection with the exchange of Notes to Convertible Notes, the Company recognized accelerated amortization of the unamortized discount and deferred issuance costs relating to the Notes totaling \$42.0 million, which was recorded within charges related to exchange of senior notes upon IPO gain (loss) on convertible debt in the Company's consolidated statement of operations for the year ended December 31, 2021. Deferred financing costs related to Convertible Notes were not material.

Interest on On April 14, 2023, the Company repurchased \$118.0 million aggregate principal amount of the Convertible Notes accrues from July 27, 2021 out of the initially issued principal balance of \$236.0 million via a privately negotiated repurchase agreement with Baupost Group Securities, L.L.C., the sole holder of the Convertible Notes, for approximately \$96.2 million in cash, including accrued interest, representing a discount of approximately 19% to the principal amount of the repurchased notes. As a result, the Company recorded a pre-tax gain of approximately \$22.6 million within gain (loss) on convertible debt in the Company's consolidated statement of operations for the year ended December 31, 2023. Following the closing of the repurchase, the repurchased notes were cancelled by the Trustee, and \$118.0 million principal amount of the Convertible Notes out of the initially issued principal balance of \$236.0 million, remains outstanding as of December 31, 2023 and continues to be subject to the terms of the Indenture pursuant to which they were issued.

## OUTBRAIN INC.

### Notes to Consolidated Financial Statements

#### As of and For Years Ending December 31, 2023 and 2022

Interest is payable semi-annually in arrears on January 27 and July 27 of each year, beginning on January 27, 2022, at a rate of 2.95% per year. The initial conversion rate for the Convertible Notes is 40 shares of the Company's common stock per \$1,000 principal amount of Convertible Notes (equivalent to an initial conversion price of \$25 per share of the Company's common stock), subject to adjustment.

The Company may not redeem the its outstanding Convertible Notes prior to July 27, 2024. On or after July 27, 2024, the Company may redeem for cash all or any portion of the Convertible Notes, at its option, if the last reported sale price of the common stock has been at least 130% of the conversion price then in effect for at least 20 trading days (whether or not consecutive) during any 30 consecutive trading day period (including the last trading day of such period) ending on, and including, the trading day immediately preceding the date on which the Company provides notice of redemption at a redemption price equal to 100% of the principal amount of the Convertible Notes to be redeemed plus accrued and unpaid interest to, but excluding, the redemption date. In addition, calling any Convertible Note for redemption will constitute a "make-whole fundamental change" (as defined in the Indenture) with respect to that Convertible Note, in which case the conversion rate applicable to the conversion of that Convertible Note will be increased if it is converted by holders after it is called for redemption.

OUTBRAIN INC.

Notes to Consolidated Financial Statements  
As of and For Years Ending December 31, 2022 and 2021

Holders may convert all or any portion of their Convertible Notes, in multiples of \$1,000 principal amount, into shares of the Company's common stock at any time until the second scheduled trading day immediately preceding preceding the maturity date, at the conversion rate then in effect. The Company will settle conversions of the Convertible Notes by paying or delivering, as the case may be, cash, shares of common stock, or a combination thereof, at its election.

Upon the occurrence of a fundamental change (as defined in the Indenture), subject to certain conditions, holders of the Convertible Notes may require the Company to repurchase for cash all or any portion of their Convertible Notes in principal amounts of \$1,000 or an integral multiple thereof, at a repurchase price of the principal amount of the Convertible Notes to be repurchased, plus accrued and unpaid interest to, but excluding, the repurchase date. In addition, following certain corporate events that occur prior to the maturity date or if the Company delivers a notice of redemption, the Company will, in certain circumstances, increase the conversion rate for a holder who elects to convert its Convertible Notes in connection with such a corporate event or convert its Convertible Notes called for redemption during the related redemption period, as the case may be. The Indenture contains customary covenants and events of default.

The Company was not required to bifurcate the embedded conversion feature and the Convertible Notes were not issued with a substantial premium. As such, the Company accounted for the Convertible Notes as a liability under the no proceeds allocated model. The Company calculates earnings per share using the if-converted method.

Revolving Credit Facility

On November 2, 2021, the Company entered into the Second Amended and Restated Loan and Security Agreement with Silicon Valley Bank ("SVB," ) (the "2021 Revolving Credit Facility"), which provides, subject to borrowing availability and certain other conditions, for revolving loans in an aggregate principal amount of up to \$75.0 million (the "Facility"), with a \$15.0 million sub-facility for letters of credit. On July 18, 2023, the Company entered into a first amendment to the Facility to convert the borrowing rate from LIBOR to SOFR and reduce the required level of domestic cash deposits that the Company is required to maintain at SVB. The Company's borrowing availability under the Facility is calculated by reference to a borrowing base which is determined by specified percentages of eligible accounts receivable. The Facility will terminate on the earlier of (i) November 2, 2026 or (ii) 120 days prior to the maturity date of the Company's 2.95% Convertible Senior Notes, due 2026, unless the Convertible Notes have been converted to common equity securities of the Company.

Outstanding loans under the Facility, as recently amended, accrue interest, at the Company's option based upon borrowing availability under the Facility, at a rate equal to either (a) a base rate minus an applicable margin ranging from 1.5% to 1.0% per annum or (b) LIBOR SOFR plus an applicable margin of 1.5% to 2.0% per annum, in each case based upon borrowing availability under subject to a SOFR adjustment ranging from 0.10% to 0.15%, depending on the Facility length of the borrowing. The undrawn portions of the commitments under the Facility are subject to a commitment fee at a rate ranging from 0.20% per annum to 0.30% per annum, based upon borrowing availability under the Facility.

OUTBRAIN INC.

Notes to Consolidated Financial Statements  
As of and For Years Ending December 31, 2023 and 2022

The 2021 Revolving Credit Facility contains representations and warranties, including, without limitation, with respect to collateral; accounts receivable; financials; litigation, indictment and compliance with laws; disclosure and no material adverse effect, each of which is a condition to funding. Additionally, the 2021 Revolving Credit Facility includes events of default and customary affirmative and negative covenants applicable to the Company and its subsidiaries, including, without limitation, restrictions on liens, indebtedness, investments, fundamental changes, dispositions, restricted payments and prepayment of the Convertible Notes and of junior indebtedness. The 2021 Revolving Credit Facility contains a financial covenant that requires, in the event that credit extensions under the Facility equal or exceed 85% of the available commitments under the Facility or upon the occurrence of an event of default, the Company to maintain a minimum consolidated monthly fixed charge coverage ratio of 1.00.

The obligations of the Company and the other subsidiary co-borrowers under the 2021 Revolving Credit Facility are secured by a first-priority lien on substantially all the assets of the Company and such other subsidiary co-borrowers.

As previously discussed in Note 7, on March 27, 2023, First Citizens Bank entered into an agreement with FDIC to acquire the Silicon Valley Bridge Bank, N.A, assuming all customer deposits and certain other liabilities of Silicon Valley Bridge Bank, N.A. As a result, the Facility remains in effect with First Citizens Bank. The Company was in compliance with all of the financial covenants under its 2021 Revolving Credit the Facility as of December 31, 2022 December 31, 2023 and December 31, 2021 December 31, 2022. As of December 31, 2022 December 31, 2023 and December 31, 2021 December 31, 2022, the Company had no borrowings outstanding under the 2021 Revolving Credit Facility and its available borrowing capacity was \$70.7 million \$75.0 million and \$75.0 million \$70.7 million, respectively, based on the defined borrowing formula. Other assets in the Company's consolidated balance sheets as of December 31, 2022 December 31, 2023 and December 31, 2021 December 31, 2022 included deferred financing costs of \$0.4 million \$0.3 million and \$0.5 million \$0.4 million, respectively, which are being amortized over the term of the 2021 Revolving Credit Facility. See Note 14 for additional information.

10. Income Taxes

The components of income (loss) before income taxes and the income tax provision (benefit) are as follows:

	Year Ended December 31,

	2023	2022	2021
	(In thousands)		
United States	\$ 16,837	\$ (11,707)	\$ (38,175)
Foreign	(482)	(6,866)	23,640
Income (loss) before provision for income taxes	\$ 16,355	\$ (18,573)	\$ (14,535)

	Year Ended December 31,		
	2023	2022	2021
	(In thousands)		
Current provisions for income taxes:			
Federal	\$ 5,177	\$ —	\$ —
State	57	744	541
Foreign	5,191	9,117	5,739
Total current provision for income taxes	10,425	9,861	6,280
Deferred tax benefit:			
Federal	(2,427)	(792)	(25,787)
State	446	(1,153)	(5,558)
Foreign	(2,331)	(1,908)	(465)
Total deferred tax benefit	(4,312)	(3,853)	(31,810)
Provision (benefit) for income taxes	\$ 6,113	\$ 6,008	\$ (25,530)

## OUTBRAIN INC.

### Notes to Consolidated Financial Statements

As of and For Years Ending **December 31, 2022** **December 31, 2023** and **2021**

2022

## 8. Income Taxes

The components of (loss) income before income taxes and the income tax provision (benefit) are as follows:

	Year Ended December 31,		
	2022	2021	2020
	(In thousands)		
United States	\$ (11,707)	\$ (38,175)	\$ (8,213)
Foreign	(6,866)	23,640	15,863
(Loss) income before provision for income taxes	\$ (18,573)	\$ (14,535)	\$ 7,650

	Year Ended December 31,		
	2022	2021	2020
	(In thousands)		
Current provisions for income taxes:			
Federal	\$ —	\$ —	\$ —
State	744	541	81
Foreign	9,117	5,739	5,468
Total current provision for income taxes	9,861	6,280	5,549
Deferred tax benefit:			
Federal	(792)	(25,787)	226
State	(1,153)	(5,558)	46
Foreign	(1,908)	(465)	(2,528)
Total deferred tax benefit	(3,853)	(31,810)	(2,256)
Provision (benefit) for income taxes	\$ 6,008	\$ (25,530)	\$ 3,293

The reconciliation of the statutory federal income tax and the Company's effective income tax is as follows:

Year Ended December 31,									
2022					2021				
2020									
Year Ended December 31,					Year Ended December 31,				
2023					2022				
2021					2020				
Tax at statutory federal rate	Tax at statutory federal rate	21.0 %	21.0 %	21.0 %	Tax at statutory federal rate	21.0 %	21.0 %	21.0 %	
State tax—net of federal benefit	State tax—net of federal benefit	1.7 %	1.9 %	(3.9) %	State tax—net of federal benefit	2.4 %	1.7 %	1.9 %	
Foreign withholding taxes	Foreign withholding taxes	(2.0) %	(2.9) %	25.4 %	Foreign withholding taxes	1.8 %	(2.0) %	(2.9) %	
Foreign rate differential <sup>(1)</sup>	Foreign rate differential <sup>(1)</sup>	(11.8) %	3.2 %	(9.6) %	Foreign rate differential <sup>(1)</sup>	12.5 %	(11.8) %	3.2 %	
Stock compensation and other permanent items	Stock compensation and other permanent items	(5.1) %	(24.9) %	10.0 %	Stock compensation and other permanent items	7.0 %	(5.1) %	(24.9) %	
Tax rate change	Tax rate change	(0.1) %	(4.4) %	(3.4) %	Tax rate change	1.6 %	(0.1) %	(4.4) %	
Uncertain tax positions	Uncertain tax positions	(22.0) %	(18.9) %	(11.2) %	Uncertain tax positions	6.5 %	(22.0) %	(18.9) %	
Change in valuation allowance	Change in valuation allowance	(13.6) %	209.4 %	(32.0) %	Change in valuation allowance	4.2 %	(13.6) %	209.4 %	
GILTI Inclusion—US		— %	(19.3) %	59.4 %					
Foreign tax credit carryforwards		— %	4.9 %	(5.9) %					
Capital loss carryforwards		— %	— %	(19.9) %					
Global intangible low-taxed income inclusion	Global intangible low-taxed income inclusion				Global intangible low-taxed income inclusion	4.4 %	— %	(19.3) %	
Foreign-derived intangible income deduction	Foreign-derived intangible income deduction				Foreign-derived intangible income deduction	(12.6) %	— %	— %	
Foreign tax credits	Foreign tax credits				Foreign tax credits	(6.1) %	— %	4.9 %	
Return to provision adjustments	Return to provision adjustments	(0.4) %	5.4 %	11.8 %	Return to provision adjustments	(5.1) %	(0.4) %	5.4 %	
Other	Other	— %	0.2 %	1.3 %	Other	(0.2) %	— %	0.2 %	
Effective tax rate	Effective tax rate	(32.3) %	175.6 %	43.0 %	Effective tax rate	37.4 %	(32.3) %	175.6 %	

<sup>(1)</sup> Primarily relates to higher tax rates relating to certain of the Company's European operations.

# OUTBRAIN INC.

## Notes to Consolidated Financial Statements As of and For Years Ending December 31, 2022 and 2021

		December 31,	
		2022	2021
		(In thousands)	
December 31,		December 31,	
2023		2022	
(In thousands)		(In thousands)	
Deferred tax assets:	Deferred tax assets:		
Net operating loss carryforwards	Net operating loss carryforwards		
Net operating loss carryforwards	Net operating loss carryforwards		
Net operating loss carryforwards	Net operating loss carryforwards	\$15,005	\$21,498
Foreign tax credit carryforwards	Foreign tax credit carryforwards	1,048	1,797
Capital loss carryforwards	Capital loss carryforwards	3,398	3,388
Stock-based compensation	Stock-based compensation	1,110	396
Accruals, reserves, and other	Accruals, reserves, and other	6,276	6,458
Senior notes interest & deferred financing fees	Senior notes interest & deferred financing fees	10,033	10,275
Capitalization of research and development costs	Capitalization of research and development costs	13,946	—
Allowance for credit losses	Allowance for credit losses	1,409	1,017
Gross deferred tax assets	Gross deferred tax assets	52,225	44,829
Valuation allowance	Valuation allowance	(15,629)	(10,731)
Total deferred tax assets	Total deferred tax assets	36,596	34,098
Deferred tax liabilities:	Deferred tax liabilities:		
Intangible assets and capitalized software	Intangible assets and capitalized software	(6,181)	(2,859)
Intangible assets and capitalized software			

Intangible assets and capitalized software			
Total deferred tax liabilities	Total deferred tax liabilities		
		(6,181)	(2,859)
Net deferred tax assets	Net deferred tax assets	\$30,415	\$31,239

The Company regularly assesses the need for the valuation allowance on its deferred tax assets, and to the extent that it determines that an adjustment is needed, such adjustment will be recorded in the period that the determination is made.

## OUTBRAIN INC.

### Notes to Consolidated Financial Statements As of and For Years Ending December 31, 2023 and 2022

During the fourth quarter of 2021, the Company reassessed the need for a valuation allowance, considering, among other things, its cumulative pre-tax book income, excluding one-time expenses, in the three-year period ended December 31, 2021, its projected future taxable income, and the scheduled reversals of its deferred tax liabilities. After weighing all of the evidence, the Company determined that the positive evidence in favor of releasing a portion of the valuation allowance outweighed the negative evidence against releasing the allowance on certain U.S. deferred tax assets, and concluded that it is more likely than not that the majority of the U.S. deferred tax assets will be realized. As a result, during the fourth quarter of 2021, the Company released \$31.8 million \$38.1 million of its U.S. valuation allowance.

During 2023 and 2022, after weighing all of the evidence, the Company determined that the positive evidence, particularly the evidence that was objectively verifiable, continued to outweigh the negative evidence. However, upon evaluating its forecasted state taxable income, the Company increased its valuation allowance against state net operating loss carryforwards by \$0.5 million and \$2.8 million at December 31, 2022, as of December 31, 2023 and 2022, respectively. As of each reporting date, the Company will continue to consider existing evidence, both positive and negative, that could impact its view with regard to future realization of deferred tax assets. It is possible that the valuation allowance could change in the next 12 months.

Recognition of deferred tax assets is appropriate when realization of these assets is more likely than not. Based upon the weight of available evidence, which includes the Company's historical operating performance and the recorded cumulative net losses in prior fiscal periods, the Company recorded a valuation allowance of \$15.6 million \$16.3 million and \$10.7 million \$15.6 million against certain deferred tax assets as of December 31, 2022 December 31, 2023 and December 31, 2021 December 31, 2022, respectively. The net valuation allowance increased by \$4.9 million \$0.7 million and decreased by \$30.5 million \$4.9 million for the years ended December 31, 2022 December 31, 2023 and 2021, 2022, respectively.

As of December 31, 2022 December 31, 2023 and 2021, 2022, the Company had U.S. federal net operating loss carryforwards of \$13.2 million \$2.7 million and \$56.6 million \$13.2 million, respectively. The federal net operating loss carryforwards will expire at various amounts beginning in the year ending December 31, 2032, if not utilized. Utilization of the net operating losses remaining as of December 31, 2023 is subject to an annual limitation provided for in Section 382 of the Internal Revenue Code of 1986, as amended (the "Code") and any annual limitation could result in the expiration of net operating loss carryforwards before utilization.

As of December 31, 2022 December 31, 2023 and 2021, 2022, the Company had state net operating loss carryforwards of \$117.5 million \$116.0 million and \$120.5 million \$117.5 million, respectively. State net operating losses will expire at various amounts beginning in the year ending December 31, 2025, if not utilized. As of December 31, 2022, December 31, 2023, the Company had Swiss net operating loss carryforwards of \$14.4 million \$13.2 million, which will expire in various amounts beginning in tax year 2023, 2027, if not utilized. As of December 31, 2022, December 31, 2023 and 2021, the Company had U.K. foreign tax credits of \$1.0 \$1.1 million and \$1.8 \$1.0 million, respectively, which can be carried forward indefinitely.

## OUTBRAIN INC.

### Notes to Consolidated Financial Statements As of and For Years Ending December 31, 2022 and 2021

Utilization December 31, 2023, the Company also had U.S. foreign tax credits of the net operating losses may \$0.4 million, which can be subject to an annual limitation provided carried forward for in the Code under Section 382 and similar state codes. As of December 31, 2022, \$2.9 million of federal net operating losses are currently limited from use under such provisions and any annual limitation could result in the expiration of net operating loss carryforwards before utilization, 10 years.

While the Company has recognized the U.S. federal tax impact on a portion of the undistributed earnings of its foreign subsidiaries under the Tax Cuts and Jobs Act, enacted in 2017 ("Tax Act"), its policy with respect to foreign earnings remains unchanged and the Company considers them to be indefinitely reinvested. Upon distribution of those earnings in the form of a dividend or otherwise, the Company could be subject to taxes, including withholding taxes payable to various foreign countries, for which a deferred tax liability is not currently recognized.

On August 16, 2022, the U.S. enacted the Inflation Reduction Act of 2022, which among other things implements a 15% minimum tax on adjusted financial statement income of certain large corporations and a 1% excise tax on net stock repurchases. Based on Accordingly, during the Company's current analysis year ended December 31, 2023, the



Company recorded a liability of the provisions, this legislation is not expected to have \$0.1 million for federal excise tax with a material impact on corresponding increase in Treasury stock in connection with its audited consolidated financial statements, based on the Company's current share repurchase program.

In addition, a provision enacted as part of the 2017 Tax Cuts & Jobs Act requires companies to capitalize certain research and experimental expenditures for tax purposes in tax years beginning after December 31, 2021. As a result, as of December 31, 2023, the Company's U.S. federal net operating loss utilization has increased losses have been fully utilized, with the exception of the \$2.7 million subject to the annual limitation provided under Section 382 of the Code, which resulted in 2022 as compared higher cash taxes and lower effective tax rate due to prior years. a deduction related to foreign-derived intangible income.

## OUTBRAIN INC.

### Notes to Consolidated Financial Statements As of and For Years Ending December 31, 2023 and 2022

#### Unrecognized Tax Benefits

The activity related to the gross amount of unrecognized tax benefits is as follows:

		Year Ended December 31,		
		2022	2021	2020
		(In thousands)		
		Year Ended December 31,		
		2023	2022	2021
		(In thousands)		
Beginning balance	Beginning balance	\$3,272	\$1,232	\$2,087
Decreases due to tax settlements	Decreases due to tax settlements	(464)	(616)	(1,172)
Decreases due to expirations of statutes of limitations	Decreases due to expirations of statutes of limitations	(93)	(112)	(71)
Additions based on tax positions related to prior year	Additions based on tax positions related to prior year	1,617	2,323	67
Additions based on tax positions related to current year	Additions based on tax positions related to current year	3,020	445	321
Ending balance	Ending balance	\$7,352	\$3,272	\$1,232

If recognized, the Company's gross unrecognized tax benefits would not have a material impact on its effective tax rate for the year ended December 31, 2022 December 31, 2023. While it is often difficult to predict the outcome of any particular uncertain tax position, the Company believes it is reasonably possible that its unrecognized tax benefits will decrease by approximately \$1.6 million \$5.6 million during the next 12 months, months, primarily due to the expected completion of ongoing tax audits. The Company further expects that the amount of unrecognized tax benefits will continue to change in the future as a result of ongoing operations, the outcomes of audits, and the expiration of the statute of limitations. This change is not expected to have a significant impact on the Company's results of operations or financial condition.

The Company recognizes accrued interest and penalties related to unrecognized tax benefits in its income tax provision (benefit). For Accrued interest and penalties recognized for the years year ended December 31, 2023 were de minimis. As of December 31, 2022, 2021 and 2020, 2021, the Company recognized \$0.9 million, \$(0.1) million, and \$(0.1) million of accrued interest and penalties, respectively, which are reflected in the table above.

The Company is subject to taxation in the United States, various states, and several foreign jurisdictions. The Company establishes reserves for open tax years for uncertain tax positions that may be subject to challenge by various taxing authorities. The consolidated tax provision and related accruals include the impact of such reasonably estimable losses and related interest and penalties as deemed appropriate. United States and foreign jurisdictions have statutes of limitations generally ranging from from 3 to 5 years. However, the statute of limitations does not begin for years that a net operating loss carryforward was generated until the loss is applied against taxable income. In that scenario, the taxing authority can only make adjustments in the original loss year to the extent of the net operating loss. loss. Open audit years in the United States are 2013 through 2022, 2023, in the

U.K. are 2017 through 2022 and in Israel are 2020 through 2022, 2023. The Company is currently under audit in the U.K. for tax years 2018-2020, 2018-2022, Germany for the tax years 2018-2021 and in Japan for tax years 2020-2022.

## OUTBRAIN INC.

### Notes to Consolidated Financial Statements

As of and For Years Ending December 31, 2022 and 2021

#### 9.11. Commitments and Contingencies

##### Legal Proceedings and Other Matters

From time to time, the Company may become subject to legal proceedings, claims and litigation arising in the ordinary course of business. In addition, the Company may receive letters alleging infringement of patent or other intellectual property rights. The Company is not currently a party to any material legal proceedings, nor is it aware of any pending or threatened litigation that, in its opinion, would have a material adverse effect on its business, operating results, cash flows or financial condition should such litigation be resolved unfavorably.

On April 29, 2021, Since 2021, the Company was notified that had been cooperating with the previously disclosed criminal investigation being conducted by the Antitrust Division of the U.S. Department of Justice is conducting a criminal investigation into the hiring practices in its the Company's industry that includes included the Company. The Company is continuing to cooperate with On July 11, 2023, the Antitrust Division. While there can be no assurance regarding the ultimate resolution U.S. Department of this matter, Justice informed the Company does not believe that its conduct violated applicable law. it is no longer pursuing this investigation.

#### 10.

## OUTBRAIN INC.

### Notes to Consolidated Financial Statements

As of and For Years Ending December 31, 2023 and 2022

#### 12. Stockholders' Equity (Deficit)

In July 2021, the The Company's certificate of incorporation, was as amended and restated to provide in July 2021, provides the Company with the authority to issue up to 1.1 billion shares, comprised of 1.0 billion shares of \$0.001 par value common stock and 0.1 billion shares of \$0.001 par value preferred stock. Each holder of common stock is entitled to one vote with respect to each share of common stock and is entitled to dividends, if and when declared by the Company's Board of Directors (the "Board"), subject to preferential rights of preferred stockholders.

##### Initial Public Offering

On July 22, 2021, the Company's Form S-1, filed on June 29, 2021, as amended, was declared effective by the U.S. Securities and Exchange Commission (the "SEC") in connection with the Company's IPO of the Company's common stock and its common stock began trading on Nasdaq on July 23, 2021. On July 27, 2021, the Company closed its IPO and issued 8,000,000 shares of its common stock at an initial offering price of \$20.00 per share, receiving aggregate net proceeds of \$145.1 million, after deducting underwriting discounts, commissions and other offering costs.

Deferred offering costs of \$3.7 million, primarily consisted comprised of accounting, legal and other transaction costs directly related to the IPO. Prior to the IPO, deferred offering costs were recorded within prepaid expenses and other current assets on against the Company's consolidated balance sheet. Upon proceeds of the Company's IPO, such costs were reclassified to offering in additional paid-in capital within stockholders' equity (deficit) and recorded against the proceeds of the offering. .

##### Reverse Stock Split

In July 2021, the Company's Board and stockholders approved a 1-for-1.7 reverse stock split of its common and convertible preferred stock. The reverse stock split became effective on July 13, 2021. The par value of the common stock was not adjusted as a result of the reverse stock split. In addition, adjustments corresponding to the reverse stock split were made to the ratio at which the convertible preferred stock converted into common stock immediately prior to the closing of the IPO, in accordance with existing terms of the convertible preferred stock. All share and per-share amounts for all periods presented in these audited consolidated financial statements and notes thereto reflect the effect of the reverse stock split.

##### Convertible Preferred Stock

Prior to the IPO, the Company issued Series A-H convertible preferred stock. In connection with the IPO, all of the shares of the Company's Series A-H convertible preferred stock previously outstanding automatically converted into an aggregate of 28,091,267 shares of the Company's common stock, with all series converted on a one-to-one basis, with the exception of Series F, which was converted at 1.14-to-1, based on the terms of the Series F agreement and the IPO price. The During 2021, total carrying value of convertible preferred stock of \$162.4 million was reclassified to stockholders' equity (deficit). As of December 31, 2022 and 2021, there were was no shares of remaining convertible preferred stock issued and outstanding.

## OUTBRAIN INC.

### Notes to Consolidated Financial Statements

As of and For Years Ending December 31, 2022 and 2021

## Share Repurchases

On February 28, 2022, the Company's Board of Directors (the "Board") approved a share repurchase program under which the Company was authorized to purchase up to \$30 million of the Company's common stock, par value \$0.001 per share, with no requirement to purchase any minimum number of shares. During 2022, the Company repurchased 6,389,129 shares with a fair value of \$30.2 million, including commissions, under its repurchase program and there was no remaining availability under this share repurchase program as of December 31, 2022.

On December 14, 2022, the Company's Board approved a new share repurchase program, authorizing the Company to repurchase up to \$30 million of its common stock, par value \$0.001 per share, with no requirement to purchase any minimum number of shares. The manner, timing, and actual number of shares repurchased under the program will depend on a variety of factors, including price, general business and market conditions, and other investment opportunities. Shares may be repurchased through privately negotiated transactions or open market purchases, including through the use of trading plans intended to qualify under Rule 10b5-1 under the Exchange Act. The repurchase program may be commenced, suspended, or terminated at any time by the Company at its discretion without prior notice. Repurchases As of December 31, 2023, the remaining repurchase availability under the Company's new \$30 million share repurchase program will commence was \$12.4 million, reflecting repurchases of 3,729,462 shares for \$17.8 million in 2023. Commission costs associated with share repurchases and excise taxes accrued as a result of the Inflation Reduction Act of 2022 do not reduce the remaining authorized amount under the repurchase programs.

During 2022, the Company repurchased 6,389,129 shares with a fair value of \$30.2 million, including commissions, under its prior \$30 million share repurchase program authorized in February 2022.

In addition to its publicly announced programs, the Company may periodically withhold withholds shares to satisfy employee tax withholding obligations arising in connection with the vesting of restricted stock units and exercise of options and warrants in accordance with the terms of the Company's equity incentive plans and the underlying award agreements. During 2023, 2022, 2021 and 2020, 2021, the Company withheld 163,265 shares, 245,465 shares, 1,032,995 shares and 27,769 1,032,995 shares, respectively, with a fair value of \$0.8 million, \$2.5 million, \$14.2 million and \$0.3 \$14.2 million, respectively, to satisfy the minimum employee tax withholding obligations.

## OUTBRAIN INC.

### Notes to Consolidated Financial Statements As of and For Years Ending December 31, 2023 and 2022

## Accumulated Other Comprehensive (Loss) Income Loss

The following table details the changes in accumulated other comprehensive income (loss) income ("AOCI"), net of tax:

		Foreign currency translation (loss) income	Unrealized losses on marketable securities	Total accumulated other comprehensive (loss) income
Balance—January 1, 2020		\$ (5,523)	\$ —	\$ (5,523)
	Foreign Currency Translation Loss			
Balance—January 1, 2021				
Other comprehensive income, net of tax	Other comprehensive income, net of tax	1,233	—	1,233
Balance—December 31, 2020		(4,290)	—	(4,290)
Other comprehensive loss, net of tax		(184)	—	(184)
Balance—December 31, 2021	Balance— December 31, 2021	(4,474)	—	(4,474)
Other comprehensive loss, net of tax	Other comprehensive loss, net of tax	(3,870)	(1,569)	(5,439)
Balance—December 31, 2022	Balance— December 31, 2022	\$ (8,344)	\$ (1,569)	\$ (9,913)

Other
comprehensive
(loss) income
before
reclassifications,
net of tax
Realized losses
reclassified to
earnings, net of
tax
Other
comprehensive
(loss) income, net of
tax
Balance—December
31, 2023

(1) Unrealized (loss) income before reclassifications on investments on marketable securities is net of taxes of \$(0.4) million and \$0.5 million, respectively, in 2023 and 2022. Realized losses on available securities that were reclassified to earnings in 2023 are net of taxes of \$(0.1) million. There were no amounts reclassified from AOCI to earnings during any of the periods presented, in 2022 or 2021.

# 11. 13. Stock-based Compensation

## Equity Incentive Plans

In July 2021, the Board and the Company's stockholders approved the 2021 Long-Term Incentive Plan (the "2021 LTIP"), which became effective in connection with the closing of the Company's IPO. The 2021 LTIP may be used to grant, among other award types, stock options and restricted stock units ("RSUs"). RSUs. The number of shares of common stock reserved for future issuance under the 2021 Plan will also be increased pursuant to provisions for annual automatic evergreen increases. The Company's previous awards issued under its 2007 Omnibus Securities and Incentive Plan, as amended and restated on January 21, 2009 ("2007 Plan"), remain subject to the 2007 Plan. As of December 31, 2022 December 31, 2023, approximately 5,942,000 6,301,466 and 356,000 766,241 and shares were available for grant under the 2021 LTIP and the 2007 Plan, respectively. The Company generally issues new shares for stock option exercises and vesting of restricted stock units.

The Company recognizes stock-based compensation for stock-based awards, including stock options, RSUs and stock appreciation rights ("SARs") SARs based on the estimated fair value of the awards. The Company estimates the fair value of its stock option awards on the grant date using the Black-Scholes option pricing model. The fair value of RSUs is the fair value of the Company's common stock on the date of grant. The Company accounts for forfeitures as they occur.

## OUTBRAIN INC.

### Notes to Consolidated Financial Statements

As of and For Years Ending December 31, 2022 and 2021

The following table summarizes stock-based compensation expense recognized in the Company's consolidated statements of operations for the periods presented:

		Year Ended December 31,		
		2022	2021	2020
		(In thousands)		
		Year Ended December 31,		
		2023	2023	2023
		(In thousands)		
		(In thousands)		
		(In thousands)		
Research and development	Research and development	\$ 2,355	\$ 3,959	\$ 810
Research and development	Research and development			
Sales and marketing	Sales and marketing	4,938	8,656	2,071

Sales and marketing				
Sales and marketing				
General and administrative				
General and administrative				
General and administrative	General and administrative	4,367	13,692	707
Total stock-based compensation	Total stock-based compensation	(1)		
		\$11,660	\$26,307	\$3,588
Total stock-based compensation				
Total stock-based compensation				(1)
		\$	12,141	\$
			11,660	\$
				26,307
Tax benefit related to stock-based compensation expense	Tax benefit related to stock-based compensation expense	\$ 1,560	\$ 4,482	\$ 98

(1) Includes \$16.5 million of stock-based compensation expense recorded during the three months ended September 30, 2021, in connection with the Company's stock option awards, restricted stock awards, RSUs and SARs for which the service condition has been met and a performance condition was satisfied upon the Company's IPO, which was a qualifying liquidity event. Stock-based compensation expense for unvested awards will be recognized over the remainder of the requisite service period.

#### OUTBRAIN INC.

#### Notes to Consolidated Financial Statements

As of and For Years Ending December 31, 2023 and 2022

During the years ended December 31, 2022, December 31, 2023, 2022 and 2021, and 2020, approximately \$0.9 \$0.6 million, \$0.2 \$0.9 million and \$0.2 million, respectively, of stock-based compensation expense was capitalized by the Company as part of capitalized software development costs within property, equipment and capitalized software, net.

#### Stock Options

The following table summarizes stock option activity for the year ended December 31, 2022, December 31, 2023:

Stock Options				
	Number of Shares	Weighted-Average Exercise Price	Weighted-Average Remaining Contractual Term (Years)	Aggregate Intrinsic Value of Outstanding Options (In thousands)
Outstanding — December 31, 2021	3,482,900	\$ 8.11	4.87	\$ 20,513
Stock Options				
	Number of Shares	Weighted-Average Exercise Price	Weighted-Average Remaining Contractual Term (Years)	Aggregate Intrinsic Value of Outstanding Options (In thousands)
Outstanding — December 31, 2022				
Granted	Granted	— \$ —		
Exercised	Exercised	(639,084) \$ 4.02		
Exercised				
Exercised				
Forfeited/expired	Forfeited/expired	(162,380) \$ 8.28		
Outstanding — December 31, 2022	2,681,436	\$ 9.08	4.49	\$ —
Exercisable — December 31, 2022	2,191,342	\$ 8.64	3.75	\$ —

Forfeited/expired
Forfeited/expired
Outstanding — December 31, 2023
Outstanding — December 31, 2023
Outstanding — December 31, 2023
Exercisable —
December 31, 2023

The aggregate intrinsic value of options exercised in 2022 and 2021 was \$3.0 million. The tax benefit from 2022 stock option exercises was \$0.1 million, and \$16.4 million, respectively. As of December 31, 2022 December 31, 2023, total unrecognized stock-based compensation related to unvested stock options was \$2.3 million \$1.0 million, which is expected to be recognized over a weighted-average period of 2.0 1.0 years.

There were no stock options granted in 2023 or 2022. The estimated grant-date fair value of all of the Company's 37,624 stock options granted in 2021 and 2020 was calculated using the Black-Scholes option pricing model, based on the following assumptions and inputs, each of which is subjective and generally requires significant judgment:

	Year Ended December 31,	
	2021	2020
Grant date fair value	\$5.95	\$4.61
Expected term (in years)	6.03	6.02
Risk-free interest rate	1.29 %	0.52 %
Expected volatility	43 %	44 %
Dividend rate	0 %	0 %

OUTBRAIN INC.

Notes to Consolidated Financial Statements  
As of and For Years Ending December 31, 2022 and 2021

	Year Ended December 31,
	2021
Grant date fair value	\$5.95
Expected term (in years)	6.03
Risk-free interest rate	1.29 %
Expected volatility	43 %
Dividend rate	0 %

*Expected term.* The expected term represents the period over which the Company's option awards are expected to be outstanding, determined using the simplified method, based on the average of the time to the vest date and the contractual term.

*Risk-Free Interest Rate.* The risk-free interest rate is based on the U.S. Treasury yield curve on the date of grant for zero-coupon U.S. Treasury notes with maturities corresponding to the awards' expected term.

*Expected Volatility.* Due to the Company's short trading history, expected term is estimated using average historical stock volatilities of comparable actively traded public companies within its industry over a period equal to the awards' expected term.

*Dividend rate.* The expected dividend rate was assumed to be zero as the Company has not paid and does not anticipate paying any dividends in the foreseeable future.

*Fair value of common stock.* For stock options granted subsequent to the Company's IPO, fair value is based on the closing price of its common stock reported on Nasdaq on the date of grant. Prior to the Company's IPO, because there was no public market for its common stock, the fair value was determined by its board of directors, with input from management and valuation reports performed by third-party valuation specialists.

OUTBRAIN INC.

Notes to Consolidated Financial Statements  
As of and For Years Ending December 31, 2023 and 2022

Restricted Stock Units

The following table summarizes RSU activity for the year ended December 31, 2022 December 31, 2023:



	RSUs	
	Number of Shares	Weighted-Average Grant Date Fair Value
Outstanding— December 31, 2021	1,848,142	\$11.61
	RSUs	RSUs
	Number of Shares	Weighted-Average Grant Date Fair Value
Outstanding— December 31, 2022		
Granted	Granted 2,230,666	\$ 8.98
Vested	Vested (976,840)	\$10.84
Forfeited	Forfeited (316,458)	\$11.09
Outstanding— December 31, 2022	2,785,510	\$ 9.87
Outstanding— December 31, 2023		

The above rollforward includes 90,000 performance-based RSUs with a grant date fair value of 4.82 per share granted during the twelve months ended months ended December 31, 2023. Expense related to performance-based RSUs is recognized ratably during the 3-year performance period, based on the probability of attaining the performance targets. The potential number of shares that may be earned is determined on a pro-rata basis based on performance up to a maximum of 100%.

All of the Company's restricted stock awards and certain of the Company's RSUs issued prior to the Company's IPO had a performance condition, which was met satisfied upon the Company's IPO and the expense was recognized based on the requisite service period that has been met to date. Stock-based compensation expense for unvested awards is being recognized over the remainder of the service period.

For restricted stock units granted subsequent to the Company's IPO, the fair value is based on the closing price of its common stock reported on Nasdaq on the date of grant. Prior to the Company's IPO, because there was no public market for its common stock, the fair value was determined by its board of directors, with input from management and valuation reports performed by third-party valuation specialists. The weighted-average grant-date fair value for restricted stock units granted in 2023, 2022 and 2021 was \$4.81, \$8.98 and 2020 was \$8.98, \$13.53, and \$10.95, respectively. As of December 31, 2022 December 31, 2023, the unrecognized stock-based compensation cost related to unvested RSUs was \$26.0 million \$23.0 million, which is expected to be recognized over a weighted average period of 2.8 2.6 years.

#### Stock Appreciation Rights (SARs)

In 2014, the Company granted SARs with a contractual term of 10 years, to certain employees. These awards employees, which vest subject to performance conditions and can be cash or share settled, at the option of the employee. The Company's SARs vested upon the Company's IPO and are accounted for as liability awards, with remeasurement at the end of each reporting period until these awards are settled. As There were 2,861 and 3,390 SARs awards outstanding as of December 31, 2022, 3,390 SAR December 31, 2023 and 2022, respectively, reflecting forfeitures of 529 SARs in 2023. These awards were outstanding with have a weighted average exercise price of \$7.67 a weighted average remaining contractual term of 1.8 years and an aggregate intrinsic value of \$0. expire in September 2024.

#### Stock-Based Awards Granted Outside of Equity Incentive Plans

#### Warrants

The Company issued equity classified warrants to purchase shares of common stock to certain third-party advisors, consultants and financial institutions, which expire between 2024 and 2026. The following table summarizes warrant activity outside of the Plan and related information:

#### OUTBRAIN INC.

#### Notes to Consolidated Financial Statements

As of December 31, 2023 and For Years Ending December 31, 2022 and 2021

#### Warrants Outstanding

	Number of Shares	Weighted- Average Exercise Price	Weighted- Average Remaining Contractual Term (Years)	Aggregate Intrinsic Value of Outstanding Warrants (In thousands)
Outstanding—December 31, 2021	376,470	\$ 7.57	3.37	\$ 2,420
Warrants exercised	(188,235)	7.57		
Outstanding and exercisable—December 31, 2022	188,235	\$ 7.57	2.37	\$ —

2022, there were 188,235 warrants outstanding with a weighted average excise price of \$7.57. The weighted average remaining contractual term as of December 31, 2023 was 1.37 years.

#### Employee Stock Purchase Plan

In July 2021, the Board and the Company's stockholders approved a new 2021 Employee Stock Purchase Plan (the "ESPP"), which became effective in connection with the closing of the Company's IPO. A total of approximately 1,830,000 2,352,280 shares of the Company's common stock have been reserved for issuance under the ESPP, which is subject to annual automatic evergreen increases. As of December 31, 2022 December 31, 2023, no shares have been purchased under the ESPP as it is not yet active.

#### 12. Net (Loss) Income Per Common Share

Prior to the Company's IPO in 2021, the Company applied the two-class method to calculate basic and diluted (loss) income per share attributable to common stockholders as shares of its convertible preferred stock, when outstanding, were participating securities due to their participation rights. The two-class method is an earnings allocation method under which earnings per share is calculated for common stock considering a participating security's rights to undistributed earnings as if all such earnings had been distributed during the period. The Company's participating securities were not included in the computation of loss per share attributable to common stockholders in periods of net loss because the convertible preferred stockholders had no contractual obligation to participate in losses. Subsequent to its adoption of ASU 2020-06 on January 1, 2021, the Company utilized the if-converted method to calculate the dilutive impact of Convertible Notes for the years ended December 31, 2022 and 2021, and its previously outstanding convertible preferred stock on its earnings per share for the year ended December 31, 2021.

	Year Ended December 31,		
	2022	2021	2020
	(In thousands, except share and per share data)		
Numerator:			
Basic and diluted:			
Net (loss) income	\$ (24,581)	\$ 10,995	\$ 4,357
Less: undistributed income allocated to participating securities	—	—	(2,688)
Net (loss) income attributable to common stockholders	\$ (24,581)	\$ 10,995	\$ 1,669
Denominator:			
Basic weighted-average shares used in computing net (loss) income attributable to common stockholders, basic	55,615,385	35,159,757	16,816,178
Weighted average dilutive share equivalents:			
Preferred stock, stock options, warrants and RSUs	—	18,734,590	3,370,624
Diluted weighted-average shares used in computing net (loss) income attributable to common stockholders	55,615,385	53,894,347	20,186,802
Net (loss) income per share attributable to common stockholders:			
Basic	\$ (0.44)	\$ 0.31	\$ 0.10
Diluted	\$ (0.44)	\$ 0.20	\$ 0.08

#### OUTBRAIN INC.

##### Notes to Consolidated Financial Statements

As of and For Years Ending December 31, 2022 December 31, 2023 and 2021 2022

#### 14. Net Income (Loss) Per Common Share

The following table presents the computation of the Company's basic and diluted net income (loss) per share attributable to its common stockholders:

	Year Ended December 31,
--	-------------------------

	2023	2022	2021
	(Dollars in thousands)		
<b>Numerator:</b>			
Basic and diluted:			
Net income (loss) attributed to common stockholders - basic	\$ 10,242	\$ (24,581)	\$ 10,995
Adjustments related to convertible debt <sup>(1)</sup>	(13,930)	—	—
Net (loss) income attributable to common stockholders - diluted	\$ (3,688)	\$ (24,581)	\$ 10,995
<b>Denominator:</b>			
Basic weighted-average shares	50,900,422	55,615,385	35,159,757
Weighted average dilutive share equivalents:			
Convertible debt <sup>(1)</sup>	6,064,877	—	—
Preferred stock, stock options, warrants and RSUs	—	—	18,734,590
Diluted weighted-average shares	56,965,299	55,615,385	53,894,347
<b>Net income (loss) per share attributable to common stockholders:</b>			
Basic	\$ 0.20	\$ (0.44)	\$ 0.31
Diluted	\$ (0.06)	\$ (0.44)	\$ 0.20

<sup>(1)</sup>The Company uses the if-converted method to calculate the dilutive impact of the Convertible Notes, which assumes share settlement as of the beginning of the period if the effect is more dilutive than cash settlement.

The following weighted-average shares have been excluded from the calculation of diluted net income (loss) income per share attributable to common stockholders for each period presented because they are anti-dilutive:

Year Ended December 31,				
	2022	2021	2020	
Convertible preferred stock	—	—	27,652,451	

Year Ended December 31,				
	2023	2022	2021	
Convertible debt				
Options to purchase common stock	Options to purchase common stock	2,681,436	1,080,703	1,867,546
Convertible debt	Convertible debt	9,440,000	9,440,000	—
Warrants	Warrants	188,235	—	297,299
Restricted stock units	Restricted stock units	2,785,510	—	233,782
Total shares excluded from diluted net (loss) income per share		15,095,181	10,520,703	30,051,078
Total shares excluded from diluted net income (loss) per share				

13.

## OUTBRAIN INC.

**Notes to Consolidated Financial Statements**  
**As of and For Years Ending December 31, 2023 and 2022**

**15. Segment and Geographic Information**

The Company has one operating and reporting segment.

The following table represents total revenue based on where the Company's marketers are physically located:

		Year Ended December 31,		
		2022	2021	2020
		(In thousands)		
		Year Ended December 31,		
		2023	2022	2021
		(In thousands)		
USA	USA	\$330,333	\$ 372,855	\$288,789
Europe, the Middle East and Africa (EMEA)	Europe, the Middle East and Africa (EMEA)	553,051	523,580	398,923
Other	Other	108,698	119,195	79,430
Total revenue	Total revenue	\$992,082	\$1,015,630	\$767,142

The Company's long-lived assets by geographic location, which are comprised of property, equipment and capitalized software, net and operating lease right-of-use assets, net are summarized below:

		December 31,	
		2022	2021
		(In thousands)	
USA		\$ 43,191	\$ 25,246
EMEA		7,181	2,638
Other		583	124
Total long-lived assets, net		\$ 50,955	\$ 28,008

## OUTBRAIN INC.

**Notes to Consolidated Financial Statements**  
**As of and For Years Ending December 31, 2022 and 2021**

**14. Subsequent Events**

On March 10, 2023, the Company learned that Silicon Valley Bank ("SVB") had been closed by the California regulators and the Federal Deposit Insurance Corporation ("FDIC") had been appointed as receiver. On March 12, 2023, the Department of the Treasury, Federal Reserve and FDIC approved actions enabling the FDIC to complete its resolution of SVB in a manner that fully protects all depositors, and the Company has regained full access to the funds held by SVB. As a result of the closure of SVB, the Company's ability to collect payments from its customers through its operating accounts maintained at SVB has been impacted and may continue to be impacted. The Company is in the process of establishing an alternate operating account to which its customers can remit payments. The Company also has a revolving credit facility with SVB, which has not been drawn and it does not foresee any near-term needs to draw upon this facility. SVB is also the counterparty to the Company's forward foreign currency hedge contracts.

		December 31,	
		2023	2022
		(In thousands)	

USA	\$	44,466	\$	43,191
EMEA		9,685		7,181
Other		455		583
Total long-lived assets, net	\$	54,606	\$	50,955

## Item 9. Changes in and Disagreements With Accountants on Accounting and Financial Disclosures

None.

### Item 9A. Controls and Procedures

#### Evaluation of Disclosure Controls and Procedures

Our management, with the participation of our co-Chief Executive Officers ("co-CEOs") and Chief Financial Officer ("CFO"), has evaluated the effectiveness of our disclosure controls and procedures (as defined in Rules 13a-15(e) or 15d-15(e) under the Securities Exchange Act of 1934, as amended (the "Exchange Act")), as of **December 31, 2022** **December 31, 2023**. Based on such evaluation, our co-CEOs and CFO have concluded that as of **December 31, 2022** **December 31, 2023**, our disclosure controls and procedures are designed at a reasonable assurance level and are effective to provide reasonable assurance that information we are required to disclose in reports that we file or submit under the Exchange Act is recorded, processed, summarized, and reported within the time periods specified in the rules and forms of the SEC, and that such information is accumulated and communicated to our management, including our co-CEOs and CFO, as appropriate, to allow timely decisions regarding required disclosure.

#### Changes in Internal Control over Financial Reporting

There were no changes to our internal control over financial reporting that occurred during the three months ended December 31, **2022** **2023** that materially affected, or are reasonably likely to materially affect, our internal control over financial reporting.

#### Inherent Limitations on Effectiveness of Controls

Our management, including our co-CEOs and CFO, does not expect that our disclosure controls and procedures or internal control over financial reporting will prevent all errors and all fraud. A control system, no matter how well designed and implemented, can provide only reasonable, not absolute, assurance that the control system's objectives will be met. Further, the design of a control system must reflect the fact that there are resource constraints and the benefits of controls must be considered relative to their costs. Because of the inherent limitations in all control systems, no evaluation of controls can provide absolute assurance that all control issues within a company are detected.

#### Management's Report on Internal Control over Financial Reporting

Our management is responsible for establishing and maintaining adequate internal control over financial reporting (as defined in Rules 13a-15(f) and 15d-15(f) under the Exchange Act). We maintain internal control over financial reporting designed to provide reasonable assurance regarding the reliability of financial reporting and the preparation of financial statements for external purposes in accordance with **U.S.** GAAP.

Internal control over financial reporting includes maintaining records that, in reasonable detail, accurately and fairly reflect our transactions; providing reasonable assurance that transactions are recorded as necessary for the preparation of our consolidated financial statements in accordance with accounting principles generally accepted in the United States of America; providing reasonable assurance that receipts and expenditures of company assets are made in accordance with management authorization; and providing reasonable assurance that unauthorized acquisition, use or disposition of company assets that could have a material effect on the consolidated financial statements would be prevented or detected on a timely basis. Because of its inherent limitations, internal control over financial reporting is not intended to provide absolute assurance that a misstatement of our consolidated financial statements would be prevented or detected.

Under the supervision and with the participation of our **Co-Chief Executive Officers** **Co-CEOs** and **Chief Financial Officer**, **CFO**, our management conducted an evaluation of the effectiveness of our internal control over financial reporting based on the criteria set forth in "Internal Control—Integrated Framework" issued by the Committee of Sponsoring Organizations of the Treadway Commission (2013 framework). Based on this assessment, our management concluded that our internal control over financial reporting was effective at the reasonable assurance level as of **December 31, 2022** **December 31, 2023**.

#### Attestation Report of the Independent Registered Public Accounting Firm

This Annual Report does not include an attestation report of our registered public accounting firm regarding internal control over financial reporting due to an exemption established by the JOBS Act for "emerging growth companies."

### Item 9B. Other Information

**None.** **(a)** **Amended and Restated Bylaws**

Effective March 7, 2024, the Board amended and restated the Company's Amended and Restated Bylaws (as so amended and restated, the "Bylaws") to (i) update certain provisions to reflect certain amendments to Delaware law, including with respect to meeting adjournment procedures; (ii) address matters relating to Rule 14a-19 ("universal proxy rules") under the Exchange Act, including the requirement to certify compliance with the universal proxy rules; (iii) revise the procedures and disclosure requirements set forth in the Company's advance notice provisions with respect to director nominations and business proposals (other than proposals submitted pursuant to Exchange Act Rule 14a-8); (iv) authorize the Board to prescribe rules for, and clarify the power of the chair to adjourn, a meeting of stockholders; (v) amend the quorum provision for stockholder meetings to clarify that the quorum requirement is consistent with that set forth in the Company's certificate of incorporation; and (vi) make certain ministerial changes, clarifications, and other conforming revisions. The Bylaws are effective as of March 7, 2024, other than with respect to the advance notice provision for proposals of business set forth in Article I, Section 2 of the Bylaws, which will become effective on April 2, 2024, with the predecessor provision in the Company's previous bylaws remaining in effect through April 1, 2024.

The foregoing summary is qualified in its entirety by reference to the full text of the Bylaws, a copy of which is filed as Exhibit 3.3 to this Annual Report on Form 10-K and incorporated by reference herein.

#### 2024 Annual Meeting Date

The Company has set June 13, 2024 as the date for its 2024 Annual Meeting of Stockholders.

#### (b) Trading Plan Arrangements

On November 14, 2023, Yaron Galai, Co-Chief Executive Officer, adopted a Rule 10b5-1 trading arrangement that is intended to satisfy the affirmative defense of Rule 10b5-1(c) for the sale of up to 250,000 shares of Outbrain Inc. common stock commencing on March 5, 2024 and expiring on December 31, 2024.

#### **Item 9C. Disclosure Regarding Foreign Jurisdictions that Prevent Inspections**

Not applicable.

### **PART III**

#### **Item 10. Directors, Executive Officers and Corporate Governance**

Information relating to the directors and executive officers of the Company, as well as information relating to compliance with Section 16(a) of the Securities Exchange Act of 1934, as required by this Item 10, will be contained in our definitive Proxy Statement to be filed with the SEC in connection with our 2023 2024 annual meeting of stockholders pursuant to Regulation 14A not later than 120 days after December 31, 2022 December 31, 2023 (the "2023 2024 Proxy Statement" Statement), and such information is incorporated herein by reference.

The Company's corporate governance policies and procedures, including the Code of Business Conduct and Ethics and Charters of the Committees of the Board are available, free of charge, on its website under the headings Investors / Investors/Governance at <https://investors.outbrain.com/governance/documents-charters>, or by writing to Outbrain Inc., 111 West 19th Street, New York, New York 10011, c/o Corporate Secretary. The Company's Code of Business Conduct applies to all of its directors, officers and employees.

#### **Item 11. Executive Compensation**

Information relating to executive compensation and the Compensation Committee, as required by this Item 11, will be contained in the 2023 2024 Proxy Statement, and such information is incorporated herein by reference.

#### **Item 12. Security Ownership of Certain Beneficial Owners and Management and Related Stockholder Matters**

Information relating to certain beneficial ownership of certain stockholders and management, as well as certain other information required by this Item 12, will be contained in the 2023 2024 Proxy Statement, and such information is incorporated herein by reference.

#### **Item 13. Certain Relationships and Related Transactions, and Director Independence**

Information relating to director independence and certain relationships and related transactions, as required by this Item 13, will be contained in the 2023 2024 Proxy Statement, and such information is incorporated herein by reference.

#### **Item 14. Principal Accountant Fees and Services**

Information relating to fees paid to and services performed by KPMG LLP and our Audit Committee's pre-approval policies and procedures with respect to non-audit services, as required by this Item 14, will be contained in the 2023 2024 Proxy Statement, and such information is incorporated herein by reference.

### **PART IV**

Item 15. Exhibits and Financial Statement Schedules

	Page
(a) (1) Financial Statements	
<a href="#">Report of Independent Registered Public Accounting Firm</a>	<a href="#">70</a> <a href="#">67</a>
<a href="#">Consolidated Balance Sheets</a>	<a href="#">71</a> <a href="#">68</a>
<a href="#">Consolidated Statements of Operations</a>	<a href="#">72</a> <a href="#">69</a>
<a href="#">Consolidated Statements of Comprehensive Income(Loss) Income</a>	<a href="#">73</a> <a href="#">70</a>
<a href="#">Consolidated Statements Statement of Convertible Preferred Stock and Stockholders' Stockholders' Equity (Deficit)</a>	<a href="#">74</a> <a href="#">71</a>
<a href="#">Consolidated Statements of Cash Flows</a>	<a href="#">76</a> <a href="#">72</a>
<a href="#">Notes to Consolidated Financial Statements</a>	<a href="#">77</a> <a href="#">74</a>
(a) (2) Financial Statement Schedules	
None.	
(a) (3) Exhibits	
See the Exhibit Index of this Annual Report on Form 10-K	

EXHIBIT INDEX



Exhibit No.	Description
3.1	<a href="#">Twelfth Amended and Restated Certificate of Incorporation of the Company, as currently in effect (incorporated by reference to Exhibit 3.5 to the Company's Form S-1/A filed with the SEC on July 20, 2021).</a>
3.2	<a href="#">Amended and Restated By-laws Bylaws of the Company as currently in effect (incorporated by reference to Exhibit 3.4 to the Company's Form S-1/A filed with the SEC on July 20, 2021). (These bylaws have been superseded by the Amended and Restated Bylaws adopted effective March 7, 2024 with the exception of Article I, Section 2 which remains in effect through April 1, 2024.)</a>
3.3*	<a href="#">Amended and Restated Bylaws of the Company, adopted effective March 7, 2024 (with the exception of Article I, Section 2 which will become effective on April 2, 2024).</a>
4.1	<a href="#">Specimen stock certificate (incorporated by reference to Exhibit 4.1 to the Company's Form S-1/A filed with the SEC on July 20, 2021).</a>
4.2	<a href="#">Amended and Restated Investors' Rights Agreement by and among the Company and the other parties thereto dated April 1, 2019 (incorporated by reference to Exhibit 4.2 to the Company's Form S-1 filed with the SEC on June 29, 2021)</a>
4.3	<a href="#">Warrant to purchase shares of common stock issued to Silicon Valley Bank dated September 29, 2016 (incorporated by reference to Exhibit 4.3 to the Company's Form 10-K filed with the SEC on March 18, 2022).</a>
4.4	<a href="#">Warrant to purchase shares of common stock issued to Silicon Valley Bank dated November 20, 2014 (incorporated by reference to Exhibit 4.4 to the Company's Form S-1 filed with the SEC on June 29, 2021).</a>
4.5	<a href="#">Indenture, dated as of July 27, 2021, by and between Outbrain Inc. and The Bank of New York Mellon, as trustee (incorporated herein by reference to Exhibit 4.1 to the Company's Form 8-K filed with the SEC on July 28, 2021).</a>
4.6	<a href="#">Form of 2.95% Convertible Senior Note due 2026 (incorporated herein by reference to Exhibit 4.2 to the Company's Form 8-K filed with the SEC on July 28, 2021).</a>
4.7	<a href="#">Description of Registrant's Securities (incorporated by reference to Exhibit 4.7 to the Company's Form 10-K filed with the SEC on March 18, 2022).</a>
10.1	<a href="#">Form of Indemnification Agreement between the Registrant and its directors and officers (incorporated by reference to Exhibit 10.1 to the Company's Form S-1/A filed with the SEC on July 20, 2021).</a>
10.2	<a href="#">Second Amended and Restated Loan and Security Agreement, dated as of November 2, 2021, by and among the Company, as lead borrower, certain of its domestic subsidiaries, as co-borrowers, and Silicon Valley Bank, as lender (incorporated by reference to Exhibit 10.1 to the Company's Form 8-K filed with the SEC on November 8, 2021).</a>
10.3† 10.3	<a href="#">First Amendment to the Second Amended Restated Loan and Security Agreement, dated July 18, 2023 by and between the Company and Silicon Valley Bank (a division of First-Citizens Bank &amp; Trust Company (incorporated by reference to Exhibit 10.2 to the Company's Form 10-Q filed with the SEC on August 8, 2023).</a>
10.4†	<a href="#">2007 Omnibus Securities and Incentive Plan, as amended and restated, and foreign addenda (incorporated by reference to Exhibit 10.3 to the Company's Form S-1 filed on June 29, 2021).</a>
10.4† 10.5†	<a href="#">2021 Long-Term Incentive Plan, and foreign addenda (incorporated by reference to Exhibit 10.4 to the Company's Form S-1/A filed with the SEC on July 20, 2021).</a>
10.5† 10.6†	<a href="#">Form of Restricted Stock Unit Agreement under the Outbrain Inc. 2021 Long-Term Incentive Plan (incorporated by reference to Exhibit 10.1 to the Company's Form 10-Q filed with the SEC on May 16, 2022).</a>
10.6† 10.7†	<a href="#">Amended and Restated Employment Agreement, dated July 19, 2021, by and between Elise Garofalo and the Company (incorporated by reference to Exhibit 10.11 to the Company's Form S-1/A filed with the SEC on July 20, 2021).</a>
10.7†	<a href="#">First Amendment to Amended and Restated Employment Agreement, dated August 25, 2022, by and between the Company and Elise Garofalo (incorporated by reference to Exhibit 10.2 to the Company's Form 10-Q filed with the SEC on November 10, 2022).</a>
10.8†	<a href="#">Executive Employment Agreement, dated July 19, 2021, by and between Yaron Galai and the Company (incorporated by reference to Exhibit 10.12 to the Company's Form S-1/A filed with the SEC on July 20, 2021).</a>
10.9† 10.8†	<a href="#">Executive Employment Agreement, dated July 19, 2021, by and between David Kostman and the Company (incorporated by reference to Exhibit 10.13 to the Company's Form S-1/A filed with the SEC on July 20, 2021).</a>
10.10† 10.9†	<a href="#">Executive Employment Agreement, dated August 3, 2022, by and between the Company and Jason Kiviat (incorporated by reference to Exhibit 10.1 to the Company's Form 8-K/A filed with the SEC on August 5, 2022).</a>
10.11† 10.10†	<a href="#">Form of 2021 Employee Stock Purchase Plan (incorporated by reference to Exhibit 10.14 to the Company's Form S-1/A filed with the SEC on July 20, 2021).</a>

Exhibit No. 10.11	Description
10.12	<a href="#">English Translation of Unprotected Lease Agreement dated January 17, 2017 by and between Cash and Carry Food Services Ltd. and Outbrain Israel Ltd. (incorporated by reference to Exhibit 10.15 to the Company's Form S-1 filed with the SEC on June 29, 2021).</a>
10.13	<a href="#">English Translation of Addendum C dated June 30, 2022 to the Lease Agreement by and between Cash and Carry Food Services Ltd. and Outbrain Israel Ltd. (incorporated by reference to Exhibit 10.1 to the Company's Form 10-Q filed with the SEC on August 12, 2022).</a>
10.14	<a href="#">Senior Subordinated Secured Note Purchase Agreement dated July 1, 2021 by and between the Registrant, Baupost Private Investments A-2, L.L.C., Baupost Private Investments B-2, L.L.C., Baupost Investments C-2, L.L.C., Baupost Private Investments P-2, L.L.C., Baupost Private Investments Y-2, L.L.C., Baupost Private Investments BVI-2, L.L.C., Baupost Private Investments BVII-2, L.L.C., Baupost Private Investments BVIII-2, L.L.C., Baupost Private Investments BVIV-2, L.L.C. and The Bank of New York Mellon (incorporated by reference to Exhibit 10.17 to the Company's Form S-1/A filed with the SEC on July 6, 2021).</a>
10.15 10.12	<a href="#">Sublease Note Repurchase Agreement, dated July 14, 2021 by as of April 13, 2023, between the Company and between Dineinfresh, Inc. d/b/a Plated and the Company Baupost (incorporated by reference to Exhibit 10.18 10.1 to the Company's Form S-1/A 10-Q filed with the SEC on July 20, 2023 May 9, 2023).</a>
21.1*	<a href="#">List of subsidiaries of the Company.</a>
23.1*	<a href="#">Consent of KPMG LLP, independent registered public accountants.</a>
24.1*	<a href="#">Power of attorney (included in signature page of this Annual Report on Form 10-K).</a>
31.1*	<a href="#">Certification of Principal Executive Officer Pursuant To Exchange Act Rules 13a-14(a) and 15d-14(a), as adopted pursuant to Section 302 of the Sarbanes-Oxley Act of 2002.</a>
31.2*	<a href="#">Certification of Principal Executive Officer Pursuant To Exchange Act Rules 13a-14(a) and 15d-14(a), as adopted pursuant to Section 302 of the Sarbanes-Oxley Act of 2002.</a>
31.3*	<a href="#">Certification of Principal Financial Officer Pursuant To Exchange Act Rules 13a-14(a) and 15d-14(a), as adopted pursuant to Section 302 of the Sarbanes-Oxley Act of 2002.</a>
32.1*	<a href="#">Certification of the Principal Executive Officers and Principal Financial Officer Pursuant To 18 U.S.C. Section 1350, as adopted pursuant to Section 906 of the Sarbanes-Oxley Act of 2002.</a>
97*	<a href="#">Outbrain Inc. Compensation Recovery Policy.</a>
101.INS*	XBRL Instance Document
101.SCH*	XBRL Taxonomy Extension Schema Document
101.CAL*	XBRL Taxonomy Extension Calculation Linkbase Document
101.DEF*	XBRL Taxonomy Extension Definition Linkbase Document
101.LAB*	XBRL Taxonomy Extension Label Linkbase Document
101.PRE*	XBRL Taxonomy Extension Presentation Linkbase Document
104*	Cover Page Interactive Data File (formatted as Inline XBRL and contained in Exhibit 101)

\* Filed herewith.

√ This certification is not deemed filed for purposes of Section 18 of the Securities Exchange Act of 1934, as amended, or otherwise subject to the liability of that section, nor shall it be deemed incorporated by reference into any filing under the Securities Act of 1933, as amended, or the Exchange Act.

† Compensatory plan or agreement.

#### Item 16. Form 10-K Summary

None.

#### SIGNATURES

Pursuant to the requirements of Section 13 or 15(d) of the Securities Exchange Act of 1934, the registrant has duly caused this report to be signed on its behalf by the undersigned, thereunto duly authorized.

**OUTBRAIN INC.**By: /s/ David Kostman

Name: David Kostman

Title: *Co-Chief Executive Officer*Date: **March 15, 2023** **March 8, 2024****POWER OF ATTORNEY**

KNOW ALL PERSONS BY THESE PRESENTS, that each person whose signature appears below constitutes and appoints Yaron Galai, David Kostman, Jason Kiviat and Veronica Gonzalez, jointly and severally, his or her attorney-in-fact, with the power of substitution, for him or her in any and all capacities, to sign any amendments to this Annual Report on Form 10-K and to file the same, with exhibits thereto and other documents in connection therewith, with the Securities and Exchange Commission, hereby ratifying and confirming all that each of said attorneys-in-fact, or substitute or substitutes, may do or cause to be done by virtue hereof.

Pursuant to the requirements of the Securities Exchange Act of 1934, this report has been signed below by the following persons on behalf of the registrant and in the capacities and on the dates indicated.

Signatures	Title	Date
<u>/s/ Yaron Galai</u> Yaron Galai	Co-Founder and Co-Chief Executive Officer and Chairman of the Board (principal executive officer)	March <b>15, 2023</b> <b>8, 2024</b>
<u>/s/ David Kostman</u> David Kostman	Co-Chief Executive Officer and Director (principal (principal executive officer)	March <b>15, 2023</b> <b>8, 2024</b>
<u>/s/ Jason Kiviat</u> Jason Kiviat	Chief Financial Officer (principal (principal financial officer)	March <b>15, 2023</b> <b>8, 2024</b>
<u>/s/ Wenkai Bradshaw</u> Wenkai Bradshaw	Chief Accounting Officer and SVP, Corporate Controller (principal (principal accounting officer)	March <b>15, 2023</b> <b>8, 2024</b>
<u>/s/Yoni Cheifetz</u> Jonathan (Yoni) Cheifetz	Director	March <b>15, 2023</b> <b>8, 2024</b>
<u>/s/Nithya B. Das</u> Nithya B. Das	Director	March <b>15, 2023</b> <b>8, 2024</b>
<u>/s/Shlomo Dovrat</u> Shlomo Dovrat	Director	March <b>15, 2023</b> <b>8, 2024</b>
<u>/s/ Kate Taneyhill Jhaveri</u> Kate Taneyhill Jhaveri	Director	March <b>15, 2023</b> <b>8, 2024</b>
<u>/s/Yaffa Krindel</u> Yaffa Krindel	Director	March <b>15, 2023</b> <b>8, 2024</b>
<u>/s/Arne Wolter</u> Arne Wolter	Director	March <b>15, 2023</b> <b>8, 2024</b>

106

**Exhibit 21.1****SUBSIDIARIES**

ENTITY	JURISDICTION OF FORMATION OR ORGANIZATION
Outbrain Israel Ltd.	Israel
Outbrain UK Limited	United Kingdom
Outbrain Italy SRL S.r.l.	Italy
Outbrain Spain S.L.	Spain
Outbrain Germany GmbH	Germany
Outbrain India Private Limited	India
Outbrain Services Monetizacao de Conteudo LTDA	Brazil
Outbrain Japan KK	Japan
Outbrain Australia PTY Ltd	Australia
Outbrain New Zealand Limited	New Zealand
Outbrain Singapore Pte. Ltd.	Singapore
Shanghai Outbrain Information Technology Service Co., Ltd.	China
Zemanta Holding USA Inc.	USA
Zemanta Inc.	USA
Zemanta Limited UK	United Kingdom
Outbrain d.o.o	Slovenia
OBL Inc.	USA
OBL Acquisition Inc.	USA
Ligatus GmbH	Germany
Outbrain Belgium BVBA	Belgium
Outbrain Netherlands B.V.	Netherlands
Outbrain France SAS	France
Outbrain AMC LLC	USA
video intelligence AG	Switzerland
video intelligence GmbH	Germany
video intelligence Ltd.	United Kingdom
video intelligence S.r.l.	Romania
video intelligence Sweden AB	Sweden
Viewster Deutschland GmbH, GmbH, i.L.	Germany

Exhibit 23.1

#### Consent of Independent Registered Public Accounting Firm

We consent to the incorporation by reference in the registration statement (No. 333-258535) 333-258535 and 333-270568 on 1933 Act Form S-8 of our report dated March 15, 2023 March 8, 2024 with respect to the consolidated financial statements of Outbrain Inc.

/s/ KPMG LLP

New York, New York  
March 15, 2023 8, 2024

**CERTIFICATION OF PRINCIPAL EXECUTIVE OFFICER  
PURSUANT TO EXCHANGE ACT RULES 13a-14(a) AND 15d-14(a)  
AS ADOPTED PURSUANT TO SECTION 302 OF THE SARBANES-OXLEY ACT OF 2002**

I, David Kostman, certify that:

1. I have reviewed this Annual Report on Form 10-K of Outbrain Inc.;
2. Based on my knowledge, this report does not contain any untrue statement of a material fact or omit to state a material fact necessary to make the statements made, in light of the circumstances under which such statements were made, not misleading with respect to the period covered by this report;
3. Based on my knowledge, the financial statements, and other financial information included in this report, fairly present in all material respects the financial condition, results of operations and cash flows of the registrant as of, and for, the periods presented in this report;
4. The registrant's other certifying officer and I are responsible for establishing and maintaining disclosure controls and procedures (as defined in Exchange Act Rules 13a-15(e) and 15d-15(e)) and internal control over financial reporting (as defined in Exchange Act Rules 13a-15(f) and 15d-15(f)) for the registrant and have:
  - a. Designed such disclosure controls and procedures, or caused such disclosure controls and procedures to be designed under our supervision, to ensure that material information relating to the registrant, including its consolidated subsidiaries, is made known to us by others within those entities, particularly during the period in which this report is being prepared;
  - b. Designed such internal control over financial reporting, or caused such internal control over financial reporting to be designed under our supervision, to provide reasonable assurance regarding the reliability of financial reporting and the preparation of financial statements for external purposes in accordance with generally accepted accounting principles;
  - c. Evaluated the effectiveness of the registrant's disclosure controls and procedures and presented in this report our conclusions about the effectiveness of the disclosure controls and procedures, as of the end of the period covered by this report based on such evaluation; and
  - d. Disclosed in this report any change in the registrant's internal control over financial reporting that occurred during the registrant's most recent fiscal quarter that has materially affected, or is reasonably likely to materially affect, the registrant's internal control over financial reporting.
5. The registrant's other certifying officers and I have disclosed, based on our most recent evaluation of internal control over financial reporting, to the registrant's auditors and the audit committee of the registrant's board of directors (or persons performing the equivalent functions):
  - a. All significant deficiencies and material weaknesses in the design or operation of internal control over financial reporting which are reasonably likely to adversely affect the registrant's ability to record, process, summarize and report financial information; and
  - b. Any fraud, whether or not material, that involves management or other employees who have a significant role in the registrant's internal control over financial reporting.

Date: **March 15, 2023** **March 8, 2024**

By: /s/ David Kostman  
 Name: David Kostman  
 Title: Co-Chief Executive Officer  
*(Principal Executive Officer)*

**CERTIFICATION OF PRINCIPAL EXECUTIVE OFFICER  
PURSUANT TO EXCHANGE ACT RULES 13a-14(a) AND 15d-14(a)  
AS ADOPTED PURSUANT TO SECTION 302 OF THE SARBANES-OXLEY ACT OF 2002**

I, Yaron Galai, certify that:

1. I have reviewed this Annual Report on Form 10-K of Outbrain Inc.;

2. Based on my knowledge, this report does not contain any untrue statement of a material fact or omit to state a material fact necessary to make the statements made, in light of the circumstances under which such statements were made, not misleading with respect to the period covered by this report;
3. Based on my knowledge, the financial statements, and other financial information included in this report, fairly present in all material respects the financial condition, results of operations and cash flows of the registrant as of, and for, the periods presented in this report;
4. The registrant's other certifying officer and I are responsible for establishing and maintaining disclosure controls and procedures (as defined in Exchange Act Rules 13a-15(e) and 15d-15(e)) and internal control over financial reporting (as defined in Exchange Act Rules 13a-15(f) and 15d-15(f)) for the registrant and have:
  - a. Designed such disclosure controls and procedures, or caused such disclosure controls and procedures to be designed under our supervision, to ensure that material information relating to the registrant, including its consolidated subsidiaries, is made known to us by others within those entities, particularly during the period in which this report is being prepared;
  - b. Designed such internal control over financial reporting, or caused such internal control over financial reporting to be designed under our supervision, to provide reasonable assurance regarding the reliability of financial reporting and the preparation of financial statements for external purposes in accordance with generally accepted accounting principles;
  - c. Evaluated the effectiveness of the registrant's disclosure controls and procedures and presented in this report our conclusions about the effectiveness of the disclosure controls and procedures, as of the end of the period covered by this report based on such evaluation; and
  - d. Disclosed in this report any change in the registrant's internal control over financial reporting that occurred during the registrant's most recent fiscal quarter that has materially affected, or is reasonably likely to materially affect, the registrant's internal control over financial reporting.
5. The registrant's other certifying officers and I have disclosed, based on our most recent evaluation of internal control over financial reporting, to the registrant's auditors and the audit committee of the registrant's board of directors (or persons performing the equivalent functions):
  - a. All significant deficiencies and material weaknesses in the design or operation of internal control over financial reporting which are reasonably likely to adversely affect the registrant's ability to record, process, summarize and report financial information; and
  - b. Any fraud, whether or not material, that involves management or other employees who have a significant role in the registrant's internal control over financial reporting.

Date: **March 15, 2023** **March 8, 2024**

By: /s/ Yaron Galai  
 Name: Yaron Galai  
 Title: Co-Chief Executive Officer  
 (Principal Executive Officer)

**Exhibit 31.3**

**CERTIFICATION OF PRINCIPAL FINANCIAL OFFICER  
 PURSUANT TO EXCHANGE ACT RULES 13a-14(a) AND 15d-14(a)  
 AS ADOPTED PURSUANT TO SECTION 302 OF THE SARBANES-OXLEY ACT OF 2002**

I, Jason Kiviat, certify that:

1. I have reviewed this Annual Report on Form 10-K of Outbrain Inc.;
2. Based on my knowledge, this report does not contain any untrue statement of a material fact or omit to state a material fact necessary to make the statements made, in light of the circumstances under which such statements were made, not misleading with respect to the period covered by this report;
3. Based on my knowledge, the financial statements, and other financial information included in this report, fairly present in all material respects the financial condition, results of operations and cash flows of the registrant as of, and for, the periods presented in this report;
4. The registrant's other certifying officer and I are responsible for establishing and maintaining disclosure controls and procedures (as defined in Exchange Act Rules 13a-15(e) and 15d-15(e)) and internal control over financial reporting (as defined in Exchange Act Rules 13a-15(f) and 15d-15(f)) for the registrant and have:
  - a. Designed such disclosure controls and procedures, or caused such disclosure controls and procedures to be designed under our supervision, to ensure that material information relating to the registrant, including its consolidated subsidiaries, is made known to us by others within those entities, particularly during the period in which this report is being prepared;
  - b. Designed such internal control over financial reporting, or caused such internal control over financial reporting to be designed under our supervision, to provide reasonable assurance regarding the reliability of financial reporting and the preparation of financial statements for external purposes in accordance with generally accepted accounting principles;

accepted accounting principles;

- c. Evaluated the effectiveness of the registrant's disclosure controls and procedures and presented in this report our conclusions about the effectiveness of the disclosure controls and procedures, as of the end of the period covered by this report based on such evaluation; and
  - d. Disclosed in this report any change in the registrant's internal control over financial reporting that occurred during the registrant's most recent fiscal quarter that has materially affected, or is reasonably likely to materially affect, the registrant's internal control over financial reporting.
5. The registrant's other certifying officers and I have disclosed, based on our most recent evaluation of internal control over financial reporting, to the registrant's auditors and the audit committee of the registrant's board of directors (or persons performing the equivalent functions):
- a. All significant deficiencies and material weaknesses in the design or operation of internal control over financial reporting which are reasonably likely to adversely affect the registrant's ability to record, process, summarize and report financial information; and
  - b. Any fraud, whether or not material, that involves management or other employees who have a significant role in the registrant's internal control over financial reporting.

Date: March 15, 2023 March 8, 2024

By: /s/ Jason Kiviat  
Name: Jason Kiviat  
Title: Chief Financial Officer  
(Principal Financial Officer)

Exhibit 32.1

**CERTIFICATIONS OF PRINCIPAL EXECUTIVE OFFICERS AND PRINCIPAL FINANCIAL OFFICER PURSUANT TO 18 U.S.C. SECTION 1350 AS ADOPTED PURSUANT TO SECTION 906 OF THE SARBANES-OXLEY ACT OF 2002**

Pursuant to 18 U.S.C. Section 1350, as adopted pursuant to Section 906 of the Sarbanes-Oxley Act of 2002, David Kostman and Yaron Galai, Co-Chief Executive Officers (Principal Executive Officers) of Outbrain Inc. (the "Company"), and Jason Kiviat, Chief Financial Officer (Principal Financial Officer) of the Company, each hereby certifies that, to the best of his or her knowledge:

1. The Annual Report on Form 10-K for the fiscal year ended December 31, 2022 December 31, 2023 (the "Report") of the Company fully complies with the requirements of Section 13(a) or 15(d) of the Securities Exchange Act of 1934; and
2. The information contained in the Report fairly presents, in all material respects, the financial condition and results of operations of the Company.

Date: March 15, 2023 March 8, 2024

By: /s/ David Kostman  
Name: David Kostman  
Title: Co-Chief Executive Officer  
(Principal Executive Officer)

By: /s/ Yaron Galai  
Name: Yaron Galai  
Title: Co-Chief Executive Officer  
(Principal Executive Officer)

By: /s/ Jason Kiviat  
Name: Jason Kiviat  
Title: Chief Financial Officer  
(Principal Financial Officer)



**AMENDED AND RESTATED BYLAWS  
OF OUTBRAIN INC.**

**As Amended March 7, 2024**

**ARTICLE I  
MEETINGS OF STOCKHOLDERS**

**Section 1. Place of Meetings.** All meetings of the stockholders shall be held at such place within or outside the State of Delaware as may be fixed from time to time by the Board of Directors or the chief executive officer, or if not so designated, at the registered office of the corporation or may instead be held in whole or in part by means of remote communication in accordance with Section 211(a) of the Delaware General Corporation Law ("DGCL").

**Section 2. Annual Meeting.** An annual meeting of stockholders shall be held at such date, time and place as designated by the Board of Directors or the chief executive officer and stated in the notice of meeting. The Board of Directors may postpone, reschedule or cancel any annual meeting previously scheduled. At the annual meeting the stockholders shall elect by a plurality vote those directors to hold office based on the number of directors in the class whose terms are expiring and do so for a term of three (3) years until the annual meeting of stockholders coinciding with the end of such term.

At an annual meeting of the stockholders, only such business shall be conducted as shall have been properly brought before the meeting. To be properly brought before an annual meeting, business must be (i) specified in a written notice of meeting (or any supplement thereto) given by or at the direction of the Board of Directors or the chief executive officer or secretary of the corporation, (ii) otherwise properly brought before the meeting by or at the direction of the Board of Directors, or (iii) otherwise properly brought before the meeting by a stockholder. In addition to any other applicable requirements, for business to be properly brought before an annual meeting by a stockholder, such business must constitute a proper matter for stockholder action, and the stockholder must have given timely notice thereof in writing to the secretary of the corporation. To be timely, a stockholder's notice must be delivered to or mailed and received at the principal executive office of the corporation, not less than ninety (90) calendar days nor more than one-hundred and twenty (120) calendar days prior to the first anniversary date of the annual meeting for the preceding year; provided, however, that in the event that the date of the annual meeting is more than thirty (30) days earlier or more than sixty (60) days later than such anniversary date, or in the event no annual meeting was held in the previous year, notice by the stockholder to be timely must be so delivered or received not earlier than the one-hundred twentieth (120<sup>th</sup>) day prior to such annual meeting and not later than the close of business on the later of the ninetieth (90<sup>th</sup>) day prior to such annual meeting or the tenth (10<sup>th</sup>) day following the day on which public announcement of the date of such meeting is first made. In no event shall the adjournment, recess, rescheduling or postponement of an annual meeting commence a new notice time period (or extend any notice time period). A stockholder's notice to the secretary of the corporation shall set forth as to each matter the stockholder proposes to bring before the annual meeting (i) a brief description of the business desired to be brought before the annual meeting, the text of the proposal or business (including,

without limitation, the complete text of any resolutions proposed for consideration or any amendment to any corporation document intended to be presented at the annual meeting) and the reasons for conducting such business at the annual meeting, (ii) the name and address of the stockholder proposing such business, as they appear on the records of the corporation's books, (iii) the class or series and number of shares of the corporation owned, directly or indirectly, beneficially and of record by the stockholder and any beneficial owner on whose behalf the business is proposed, and any of their respective affiliates or associates or other parties with whom they are acting in concert, as well as any derivative instrument, swap, option, warrant, short interest, hedge or profit interest, convertible security, stock appreciation right or similar right, contract or agreement the value of or return on which is based on or linked to the value of or return of any of the corporation's securities, (iv) whether any other transaction,

agreement, arrangement or understanding (including any short position or any borrowing or lending of shares) has been made by or on behalf of such stockholder or any of its affiliates, the effect or intent of which is to mitigate loss to, or to manage risk or benefit of share price changes for, such stockholder or any of its affiliates or to increase or decrease the voting power or pecuniary or economic interest of such stockholder or any of its affiliates with respect to the shares of the corporation, (v) any material interest of the stockholder or any of its affiliates in such business and any anticipated benefit therefrom to such stockholder, any beneficial owner on whose behalf such business is proposed, and any of their respective affiliates or associates or other parties with whom they are acting in concert, and (vi) if the stockholder intends to solicit proxies in support of such stockholder's proposal, a representation to that effect. The foregoing notice requirements shall be deemed satisfied by a stockholder if the stockholder has notified the corporation of his or her intention to present a proposal at an annual meeting and such stockholder's proposal has been included in a proxy statement that has been prepared by management of the corporation to solicit proxies for such annual meeting; provided, however, that if such stockholder does not appear or send a qualified representative to present such proposal at such annual meeting, the corporation need not present such proposal for a vote at such meeting, notwithstanding that proxies in respect of such vote may have been received by the corporation; and provided, further, that the foregoing shall not imply any obligation beyond that required by applicable law to include a stockholder's proposal in a proxy statement prepared by management of the corporation. Notwithstanding anything in these bylaws to the contrary, no business shall be conducted at the annual meeting except in accordance with the procedures set forth in this Section 2.

The chairperson of an annual meeting may refuse to permit any business to be brought before an annual meeting which fails to comply with the foregoing procedures or, in the case of a stockholder proposal, if the stockholder solicits proxies in support of such stockholder's proposal without having made the representation required by clause (vi) of the third preceding sentence.

The stockholder providing notice pursuant to this Section 2 shall update and supplement its notice to the corporation, if necessary, which update and supplement shall be in writing, so that the information provided or required to be provided in such notice or accompany such notice pursuant to this Section 2 shall be true and correct (i) as of the record date for stockholders entitled to vote at the meeting, which update and supplement must be received by the Secretary not later than 5 business days after the record date for stockholders entitled to vote at the meeting, and (ii) as of the day that is 10 business days prior to the meeting or any adjournment

---

2

thereof, which update and supplement must be received by the Secretary not later than 8 business days prior to the date of the meeting or any adjournment thereof. For the avoidance of doubt, the obligation to update and supplement as set forth in this paragraph shall not limit the corporation's rights with respect to any deficiencies in any notice provided by a stockholder, to extend any applicable deadlines hereunder or to permit a stockholder who has previously submitted notice hereunder to amend or update any proposal or to submit any new proposal, including by changing or adding matters, business or resolutions proposed to be brought before a meeting of the stockholders. In no event shall the adjournment, recess, rescheduling or postponement of an annual meeting commence a new notice time period (or extend any notice time period).

**Section 3. Special Meetings.** Special meetings of the stockholders, for any purpose or purposes, unless otherwise prescribed by statute or by the corporation's certificate of incorporation, may be called only by the chief executive officer (or co-chief executive officer), the chairperson of the board, the lead independent director, if any, the president or a majority of the total authorized number of directors. Business transacted at any special meeting shall be limited to matters relating to the purpose or purposes stated in the notice of meeting. The Board of Directors may postpone, reschedule or cancel any special meeting previously scheduled.

**Section 4. Notice of Meetings.** Except as otherwise provided by law, written notice of each meeting of stockholders, annual or special, stating the place, means of remote communication (if any), date and hour of the meeting and, in the case of a special meeting, the purpose or purposes for which the meeting is called, shall be given not less than ten (10) nor more than sixty (60) calendar days before the date of the meeting, to each stockholder entitled to vote at such meeting. Without limiting the manner by which notices of meetings otherwise may be given to stockholders, any such notice may be given by electronic transmission in the manner provided in Section 232 of the DGCL and as that statute may be amended. Notice of any meeting need not be given to any stockholder who, either before or after the meeting, shall submit a waiver of notice or who shall attend such meeting, except when the stockholder attends for the express purpose of objecting, at the beginning of the meeting, to the transaction of any business because the meeting is not lawfully called or convened. Any stockholder so waiving notice of the meeting shall be bound by the proceedings of the meeting in all respects as if due notice thereof had been given.

**Section 5. Voting List.** The corporation shall prepare, no later than the tenth calendar day before each meeting of stockholders, a complete list of the stockholders entitled to vote at the meeting; provided, however, if the record date for determining the stockholders entitled to vote is less than 10 calendar days before the meeting date, the list shall reflect the stockholders entitled to vote as of the tenth calendar day before the meeting date, arranged in alphabetical order, and showing the address of each stockholder and the number of shares registered in the name of each stockholder. Nothing contained in this section shall require the corporation to include electronic mail addresses or other electronic contact information on such list. Such list shall be open to the examination of any stockholder for any purpose germane to the meeting for a period of 10 calendar days ending on the calendar day before the meeting date: (i) on a reasonably accessible electronic network, provided that the information required to gain access to such list was provided with the notice of the meeting, or (ii) during ordinary business hours, at

the principal place of business of the corporation. In the event that the corporation determines to make the list available on an electronic network, the corporation may take reasonable steps to ensure that such information is available only to stockholders of the corporation.

**Section 6. Quorum.** The holders of at least one third (1/3) of the shares entitled to be cast on any matter by a voting group shall constitute a quorum of that voting group at all meetings of stockholders for transaction of business, except as otherwise provided by statute, the certificate of incorporation or these bylaws. A quorum, once established, shall not be broken by subsequent withdrawal of enough votes to leave less than a quorum.

**Section 7. Adjournments.** Any meeting of stockholders may be adjourned from time to time to any other time and/or any other place at which a meeting of stockholders may be held under these bylaws by a majority of the stockholders present in person or represented by proxy at the meeting and entitled to vote, whether or not a quorum is present, or by the chairperson of the meeting. In the event a meeting is adjourned (including an adjournment taken to address a technical failure to convene or continue a meeting using remote communication), notice need not be given of any such adjourned meeting if the time, place, if any, thereof, and the means of remote communications, if any, by which stockholders and proxy holders may be deemed to be present in person and vote at such adjourned meeting are (i) announced at the meeting at which the adjournment is taken, (ii) displayed, during the time scheduled for the meeting, on the same electronic network used to enable stockholders and proxy holders to participate in the meeting by means of remote communication or (iii) set forth in the notice of meeting. At such adjourned meeting at which a quorum shall be present or represented, any business may be transacted which might have been transacted at the original meeting. If the adjournment is for more than thirty (30) calendar days or if after the adjournment a new record date is fixed for the adjourned meeting, a notice of the adjourned meeting shall be given to each stockholder of record entitled to vote at the meeting.

**Section 8. Action at Meetings.** When a quorum is present at any meeting, the vote of the holders of a majority of the stock present in person or represented by proxy and entitled to vote on the question shall decide any question brought before such meeting, unless the question is one upon which by express provision of law, the corporation's certificate of incorporation or these bylaws, a different vote is required, in which case such express provision shall govern and control the decision of such question.

**Section 9. Voting and Proxies.** Unless otherwise provided in the corporation's certificate of incorporation, each stockholder shall at every meeting of the stockholders be entitled to one vote, in person or by proxy, for each share of capital stock having voting power held of record by such stockholder. Each stockholder entitled to vote at a meeting of stockholders, or to express consent or dissent to corporate action in writing without a meeting, may authorize another person or persons to act for such stockholder by proxy; provided that the instrument authorizing such proxy to act shall have been executed in writing (which shall include telegraphing, cabling or other means of electronically transmitted written copy) and signed and dated by the stockholder personally or by the stockholder's duly authorized attorney in fact. No such proxy shall be voted or acted upon after three (3) years from its effective date, unless the proxy expressly provides for a longer period.

**Section 10. Action by Consent.** Subject to the rights of any series of Preferred Stock then outstanding, no action shall be taken by the stockholders of the Corporation except at a duly called annual or special meeting of stockholders and no action shall be taken by the stockholders of the Corporation by written consent in lieu of a meeting.

**Section 11. Conduct of Meetings.** The Board of Directors may adopt such rules, regulations and procedures for the conduct of any meeting of stockholders as it shall deem appropriate, including such rules, regulations and procedures as it may deem appropriate regarding the participation by means of remote communication of stockholders and proxyholders not physically present at a meeting. Except to the extent inconsistent with such rules, regulations and procedures as adopted by the Board of Directors, the chair of any meeting of stockholders shall have the right and authority to prescribe such rules, regulations and procedures and to do all such acts as, in the judgment of such chair, are appropriate for the proper conduct of the meeting. Such rules, regulations or procedures, whether adopted by the Board of Directors or prescribed by the chair of the meeting, may include, without limitation, the following: (i) the determination of when the polls shall open and close for any given matter to be voted on at the meeting; (ii) rules and procedures for maintaining order and safety at the meeting; (iii) limitations on attendance at or participation in the meeting to stockholders of record of the Corporation, their duly authorized and constituted proxies and such other persons as the chair of the meeting shall determine; (iv) restrictions on entry to the meeting after the time fixed for the commencement thereof; and (v) limitations on the time allotted to questions or comments by participants. The chair of the meeting shall have the power, right and authority to convene, recess, postpone or adjourn any meeting of stockholders.

**Section 12. Definitions.** For purposes of these bylaws, “public announcement” shall mean disclosure (i) in a press release reported by the Dow Jones Newswire, Business Wire, Reuters Information Service or any similar or successor news wire service or (ii) in a document publicly filed by the corporation with the Securities and Exchange Commission pursuant to Sections 13, 14 or 15(d) of the Securities Exchange Act of 1934, as amended (the “Exchange Act”), or any successor provisions thereto. The terms “affiliate” and “associate” shall each have the meaning attributed to such term in Rule 12b-2 under the Exchange Act.

## ARTICLE II DIRECTORS

**Section 1. Number, Election, Tenure and Qualification.** The number of directors which shall constitute the whole board shall not be less than five (5) nor more than nine (9). Within and according to such limit, the actual number of directors shall be determined by resolution of the Board of Directors. The directors shall be elected at the annual meeting or at any special meeting of the stockholders, except as provided in Section 3 of this Article, and each director elected shall hold office until such director's successor is elected and qualified or until the director's earlier death, resignation, disqualification, or removal. Directors need not be stockholders. Directors shall serve according to a set of staggered terms such that in any given year there is no more than twenty-five percent (25%) turnover of the Board.

**Section 2. Enlargement.** The number of the Board of Directors may be increased at any time as provided in Article II, Section 1 above.

**Section 3. Nominations.**

(a) Subject to the rights of holders of any class or series of stock having a preference over the common stock as to dividends or upon liquidation, nominations for election to the Board of Directors of the corporation at a meeting of stockholders may be made by the Board of Directors, or by any stockholder of the corporation pursuant to this Section 3 who is a stockholder of record at the time of giving of the notice of nomination provided for in this Section 3 and who is entitled to vote for the election of directors at such meeting. Any stockholder of record entitled to vote for the election of directors at a meeting may nominate persons for election as directors only if timely written notice of such stockholder's intent to make such nomination is delivered or mailed by first class United States mail or a nationally recognized courier service, postage prepaid, to the secretary or assistant secretary of the corporation. To be timely, a stockholder's notice must be delivered to or mailed and received at the principal executive office of the corporation by such officer (i) with respect to an election to be held at an annual meeting of stockholders, not less than ninety (90) days nor more than one hundred-twenty (120) calendar days prior to the first anniversary of the date of the immediately preceding annual meeting; provided, however, that in the event that the date of the annual meeting is more than thirty (30) days earlier or more than sixty (60) days later than such anniversary date, or in the event no annual meeting was held in the previous year, notice by the stockholder to be timely must be so delivered and received not earlier than the one-hundred twentieth (120<sup>th</sup>) day prior to such annual meeting and not later than the close of business on the later of the ninetieth (90<sup>th</sup>) day prior to such annual meeting or the tenth (10<sup>th</sup>) day following the day on which public announcement of the date of such meeting is

first made and (ii) with respect to an election to be held at a special meeting of the stockholders for the election of directors, not earlier than the ninetieth (90<sup>th</sup>) day prior to such special meeting and not later than the close of business on the later of the sixtieth (60<sup>th</sup>) day prior to such special meeting or the tenth (10<sup>th</sup>) day following the day on which public announcement is first made of the date of the special meeting and of the nominees to be elected at such meeting. Such notice shall set forth: (i) the name and address, as they appear on the corporation's books, of the stockholder who intends to make the nomination and the name, age, business address and, residence address of each nominee proposed in such notice, (ii) the class or series and number of shares of the corporation owned, directly or

indirectly, beneficially and of record by the stockholder, any beneficial owner on whose behalf the nomination is made and each proposed nominee, and in each case, any of their respective affiliates or associates or other parties with whom they are acting in concert, as well as any derivative instrument, swap, option, warrant, short interest, hedge or profit interest, convertible security, stock appreciation right or similar right, contract or agreement the value of or return on which is based on or linked to the value of or return of any of the corporation's securities, (iii) whether any other transaction, agreement, arrangement or understanding (including any short position or any borrowing or lending of shares) has been made by or on behalf of such stockholder or any of its affiliates, the effect or intent of which is to mitigate loss to, or to manage risk or benefit of share price changes for, such stockholder or any of its affiliates or to increase or decrease the voting power or pecuniary or economic interest of such stockholder or any of its affiliates with respect to the shares of the corporation, (iv) a representation that the stockholder is a holder of record of stock of the corporation entitled to vote in the election of directors and intends to appear in person or by proxy at the meeting to nominate the person or persons specified in the notice, (v) a description of all arrangements or understandings (whether written or oral) between the stockholder and any of its affiliates, on the one hand, and each nominee and any other person or persons (naming such person or persons), on the other hand, pursuant to which the nomination or nominations are to be made by the stockholder, including any material interest of such stockholder or any of its affiliates in any nomination and any anticipated benefit therefrom to such stockholder, any beneficial owner on whose behalf the nomination is made, and any of their respective affiliates or associates or other parties with whom they are acting in concert, (vi) a complete biography and statement of such nominee's qualifications, including the principal occupation or employment of such nominee (at present and for the past five years) and such other information regarding each nominee proposed by such stockholder as would have been required to be included in a proxy statement filed pursuant to the proxy rules of the Securities and Exchange Commission had each nominee been nominated, or intended to be nominated, by the Board, (vii) the executed written consent of each nominee to be named in the corporation's proxy statement as a nominee and to serve as a director of the Corporation if so elected, and (viii) if the stockholder intends to solicit proxies in support of such stockholder's nominee(s), a representation to that effect. In addition, the corporation may require any proposed nominee to (x) submit a written questionnaire (in the form provided by the Secretary) with respect to the background and qualifications of such nominee and any other information as may be reasonably required by the Board of Directors to assess the nominee and determine whether such proposed nominee qualifies as an independent director and meets other governance requirements and the background of any other person or entity on whose behalf the nomination is being made and (y) submit to interviews with the Board of Directors or any committee thereof, and such proposed nominee shall make themselves available for any such interviews with no less than ten (10) business days following the date of such request.

The chair of the meeting may refuse to acknowledge the nomination of any person not made in compliance with the foregoing procedure or if the stockholder solicits proxies in favor of such stockholder's nominee(s) without having made the representations required by this Section 3. If such stockholder does not appear or send a qualified representative to present such proposal at such meeting, the corporation need not present such proposal for a vote at such meeting, notwithstanding that proxies in respect of such vote may have been received by the corporation. Only such persons who are nominated in accordance with the procedures set forth in this Section 3 shall be eligible to serve as directors of the corporation.

(b) In addition, a stockholder who has delivered a notice of nomination pursuant to this Section 3 and Rule 14a-19 under the Exchange Act shall promptly certify to the Secretary, and notify the Secretary in writing, that such stockholder has met the requirements of Rule 14a-19(a) (including for

the avoidance of doubt Rule 14a-19(a)(3) which provides that “No person may solicit proxies in support of director nominees other than the registrant’s nominees unless such person...Solicits the holders of shares representing at least 67% of the voting power of shares entitled to vote on the election of directors and includes a statement to that effect in the proxy statement or form of proxy.”) and upon request of the corporation, shall, not later than 5 business days prior to the date of the applicable meeting of stockholders, deliver to the corporation reasonable evidence of such compliance.

(c) The stockholder providing such notice and the proposed nominee for election as a director, shall update and supplement its notice to the corporation, if necessary, which update and supplement shall be in writing, so that the information provided or required to be provided in such notice or accompany such notice pursuant to this Section 3 shall be true and correct (i) as of the record date for stockholders entitled to vote at the meeting, which update and supplement must be received by the Secretary not later than 5 business days after the record date for stockholders entitled to vote at the meeting, and (ii) as of the day that is ten (10) business days prior to the meeting or any adjournment thereof, which update and supplement must be received by the Secretary not later than eight (8) business days prior to the date of the meeting or any adjournment thereof. For the avoidance of doubt, the obligation to update and supplement as set forth in this paragraph shall not limit the corporation’s rights with respect to any deficiencies in any notice provided by a stockholder, to extend any applicable deadlines hereunder or to permit a stockholder who has previously submitted notice hereunder to amend or update any proposal or to submit any new proposal, including by changing or adding matters, business or resolutions proposed to be brought before a meeting of the stockholders.

(d) Notwithstanding anything in this Section 3 to the contrary, in the event that the number of directors to be elected to the Board at an annual meeting of the stockholders is increased and there is no public announcement naming all of the nominees for directors or specifying the size of the increased Board made by the corporation at least ninety (90) days prior to the first anniversary of the date of the immediately preceding annual meeting, a stockholder’s notice required by this Section 3 shall also be considered timely, but only with respect to nominees for any new positions created by such increase, if it shall be delivered to or mailed to and received by the Secretary at the principal executive offices of the corporation not later than the close of business on the tenth (10<sup>th</sup>) day following the day on which such public announcement is first made by the corporation.

**Section 4. Vacancies.** Vacancies and newly created directorships resulting from any increase in the authorized number of directors may be filled by a majority of the directors then in office, though less than a quorum, or by a sole remaining director, and the directors so chosen shall hold office until the next annual election at which the term of the class to which they have been elected expires and until their successors are duly elected and shall qualify or until the director’s earlier death, resignation, disqualification, or removal. If there are no directors in office, then an election of directors may be held in the manner provided by statute. In the event of

a vacancy in the Board of Directors, the remaining directors, except as otherwise provided by law or these bylaws, may exercise the powers of the full board until the vacancy is filled.

**Section 5. Resignation.** Any director may resign at any time for any reason upon giving written or electronic notice to the corporation at its principal place of business or to the chief executive officer or the secretary of the corporation. Such resignation shall be effective upon receipt of such notice by any of the foregoing unless the notice specifies such resignation to be effective at some other time or upon the happening of some other event.

**Section 6. General Powers.** The business and affairs of the corporation shall be managed by its Board of Directors, which may exercise all powers of the corporation and do all such lawful acts and things as are not by statute or by the certificate of incorporation or by these bylaws directed or required to be exercised or done solely by the stockholders.

**Section 7. Chairperson of the Board.** If the Board of Directors appoints a chairperson of the board, such chairperson, when present, shall preside at all meetings of the stockholders and the Board of Directors. The chairperson shall perform such duties and possess such powers as are customarily vested in the office of the chairperson of the board or as may be vested in the chairperson by the Board of Directors.

**Section 8. Place of Meetings.** The Board of Directors may hold meetings, both regular and special, either within or outside the State of Delaware.



**Section 9. Regular Meetings.** Regular meetings of the Board of Directors may be held without notice at such time and at such place as shall from time to time be determined by the board; provided that any director who is absent when such a determination is made shall be given prompt written notice of such determination. A regular meeting of the Board of Directors may be held without notice immediately after and at the same place as the annual meeting of stockholders. Notwithstanding the foregoing, the board shall meet at a minimum frequency of quarterly.

**Section 10. Special Meetings.** Special meetings of the board may be called by the chief executive officer, secretary of the corporation, or on the written request of three (3) or more directors, or by one (1) director in the event that there is only one (1) director in office. Four (4) hours' notice to each director, either personally or by e-mail or other electronic transmission, commercial delivery service or similar means sent to such director's business or home address, or three (3) calendar days' notice by written notice deposited in the mail or delivered by anationally recognized courier service, shall be given to each director by the secretary of the corporation or by the officer or one of the directors calling the meeting. A notice or waiver of notice of a meeting of the Board of Directors need not specify the purposes of the meeting.

**Section 11. Quorum, Action at Meeting, Adjournments.** At all meetings of the Board of Directors, one third (1/3) of the number of directors on the Board shall constitute a quorum for the transaction of business and the act of a majority of the directors present at any meeting at which there is a quorum shall be the act of the Board of Directors, except as may be provided otherwise specifically by law or by the corporation's certificate of incorporation. For purposes of this Section 11, the term "entire board" shall mean the number of directors last fixed

by the stockholders or directors, as the case may be, in accordance with law and these bylaws; provided, however, that if less than all the number so fixed of directors were elected, the "entire board" shall mean the greatest number of directors so elected to hold office at any one time pursuant to such authorization. If a quorum shall not be present at any meeting of the Board of Directors, a majority of the directors present thereat may adjourn the meeting from time to time, without notice other than announcement at the meeting, until a quorum shall be present.

**Section 12. Action by Consent.** Unless otherwise restricted by the certificate of incorporation or these bylaws, any action required or permitted to be taken at any meeting of the Board of Directors or of any committee thereof may be taken without a meeting, if all members of the board or committee, as the case may be, consent thereto in writing or by electronic transmission, and the writing or writings or transmission or transmissions are filed with the minutes of proceedings of the board or committee.

**Section 13. Meetings by Means of Remote Communication.** Unless otherwise restricted by the certificate of incorporation or these bylaws, members of the Board of Directors or of any committee thereof may participate in a meeting of the Board of Directors or of any committee, as the case may be, by means of remote communication by means of which all persons participating in the meeting can hear each other, and such participation in a meeting shall constitute presence in person at the meeting. The Board of Directors, in its sole discretion, may determine that a meeting shall be held in whole or in part by means of remote communication.

**Section 14. Committees.** The Board of Directors, by resolution passed by a majority of the whole board, may designate one or more committees of the board, each committee to consist of one or more of the directors of the corporation. The board may designate one or more directors as alternate members of any committee, who may replace any absent or disqualified member at any meeting of the committee. Any such committee, to the extent permitted by law and provided in the resolution of the Board of Directors establishing such committee, shall have and may exercise all the powers and authority of the Board of Directors in the management of the business and affairs of the corporation but no such committee shall have the power or authority in reference to amending the certificate of incorporation of the corporation or these bylaws, adopting an agreement of merger, acquisition or consolidation of the corporation in its entirety, recommending to the stockholders the sale, lease or exchange of all or substantially all of the corporation's property and assets, recommending to the stockholders a dissolution of the corporation or a revocation of a dissolution; and, unless the resolution designating such committee or the corporation's certificate of incorporation expressly so provide, no such committee shall have the power or authority to declare a dividend or to authorize the issuance of stock or warrants. Such committee or committees shall have such name or names as may be determined from time to time by resolution adopted by the Board of Directors. Each committee shall keep regular minutes of its meetings and make such reports to the Board of Directors as the Board of Directors may request. Except as the Board of Directors may otherwise determine, any committee may make rules for the conduct of its business in compliance with applicable laws and these bylaws and the corporation's certificate of incorporation, but unless otherwise provided by the directors or in such rules, its business shall be conducted as nearly as possible in the same manner as is provided in these bylaws for the conduct of its business by the Board of Directors.



**Section 15. Compensation.** Unless otherwise restricted by the certificate of incorporation of this corporation or these bylaws, the Board of Directors shall have the authority to fix from time to time the compensation of directors. The directors may be paid their expenses, if any, of attendance at each meeting of the Board of Directors and the performance of their responsibilities as directors and may be paid a fixed sum for attendance at each meeting of the Board of Directors and/or a stated salary as director. Payment may be by cash or by stock or stock option or warrant, or any combination thereof, as determined by the Board of Directors otherwise in accordance with these bylaws. No such payment shall preclude any director from serving the corporation or its parent or subsidiary corporations in any other capacity and receiving compensation therefor. The Board of Directors may also allow compensation for members of special or standing committees for service on such committees.

### ARTICLE III

#### OFFICERS

**Section 1. Enumeration.** The officers of the corporation shall be chosen by the Board of Directors and shall be a president, a secretary and such other officers with such titles, terms of office and duties as the Board of Directors may from time to time determine, including one or more vice-presidents, and one or more assistant secretaries. If authorized by resolution of the Board of Directors, the chief executive officer may be empowered to appoint from time to time assistant secretaries. Any number of offices may be held by the same person, unless the certificate of incorporation or these bylaws otherwise provide.

**Section 2. Election.** The Board of Directors shall choose a president and a secretary. Other officers may be appointed by the Board of Directors at such meeting, at any other meeting, or by written consent.

**Section 3. Tenure.** The officers of the corporation shall hold office until their successors are chosen and qualify, unless a different term is specified in the vote choosing or appointing such officer, or until such officer's earlier death, resignation or removal. Any officer elected or appointed by the Board of Directors or by the chief executive officer may be removed at any time by the affirmative vote of a majority of the Board of Directors or a committee of the board duly authorized to do so, except that any officer appointed by the chief executive officer also may be removed at any time by the chief executive officer. Any vacancy occurring in any office of the corporation may be filled by the Board of Directors, at its discretion. Any officer may resign by delivering such officer's written or electronic resignation to the corporation at its principal place of business or to the chief executive officer or the secretary. Such resignation shall be effective upon receipt unless it is specified to be effective at some other time or upon the happening of some other event.

**Section 4. President.** The president shall be the chief executive officer unless the Board of Directors otherwise provides. The president, unless the Board of Directors provides otherwise in a specific instance or generally, shall (i) preside at all meetings of the stockholders and the Board of Directors, (ii) conduct general and active management of the business of the corporation, and (iii) be responsible that all orders and resolutions of the Board of Directors are implemented. The president further shall execute bonds, mortgages, and other contracts requiring

a seal, under the seal of the corporation, except where required or permitted by law to be otherwise signed and executed and except where the signing and execution thereof shall be expressly delegated by the Board of Directors to some other officer or agent of the corporation.

**Section 5. Vice-Presidents.** In the absence of the president or in the event of the president's inability or refusal to act, the vice-president, or if there be more than one vice-president, the vice-presidents in the order designated by the Board of Directors or the chief executive officer (or in the absence of any designation, then in the order determined by their tenure in office) shall perform the duties of the president, and when so

acting, shall have all the powers of and be subject to all the restrictions upon the president. The vice-presidents shall perform such other duties and have such other powers as the Board of Directors or the chief executive officer may from time to time prescribe.

**Section 6. Secretary.** The secretary shall have such powers and perform such duties as are incident to the office of secretary. The secretary shall maintain a stock ledger and prepare lists of stockholders and their addresses as required and shall be the custodian of corporate records. The secretary shall attend all meetings of the Board of Directors and all meetings of the stockholders and record all the proceedings of the meetings of the corporation and of the Board of Directors in a book to be kept for that purpose and shall perform like duties for the standing committees when required. The secretary shall give, or cause to be given, notice of all meetings of the stockholders and special meetings of the Board of Directors, and shall perform such other duties as may be from time to time prescribed by the Board of Directors or chief executive officer, under whose supervision the secretary shall be.

**Section 7. Chief Financial Officer.** The chief financial officer shall be the principal financial officer of the corporation and shall have such powers and perform such duties as may be assigned by the Board of Directors or the chief executive officer.

**Section 8. Other Officers.** Such other officers as the Board of Directors may choose shall perform such duties and have such powers as from time to time may be assigned to them by the Board of Directors. The Board of Directors may delegate to any other officer the power to choose such other officers and to prescribe their respective duties and powers.

**Section 9. Delegation of Authority.** The Board of Directors may from time to time delegate the powers or duties of any officer to any other officers or agents, notwithstanding any provision hereof.

#### ARTICLE IV NOTICES

**Section 1. Delivery.** Whenever, under the provisions of law, or of the certificate of incorporation or these bylaws, written notice is required to be given by the corporation to any director, officer or stockholder, such notice may be given by mail, addressed to such director, officer or stockholder, at such person's address as it appears on the records of the corporation, with postage thereon prepaid, and such notice shall be deemed to be given at the time when the same shall be deposited by the corporation in the United States mail or delivered to a nationally recognized courier service. Unless written notice by mail is required by law, written notice may also be given by e-mail or electronic transmission, commercial delivery services or similar means,

addressed to such director, officer or stockholder at such person's e-mail or address as it appears on the records of the corporation, in which case such notice shall be deemed to be given when delivered by the corporation. Oral notice or other in-hand delivery, in person or by telephone, shall be deemed given at the time it actually is given.

**Section 2. Waiver of Notice.** Whenever any notice is required to be given by the corporation under the provisions of law or of the certificate of incorporation or of these bylaws, a waiver thereof in writing, signed and dated by the person or persons entitled to said notice, whether before or after the time stated therein, shall be deemed equivalent thereto.

#### ARTICLE V INDEMNIFICATION

**Section 1. Actions Other than by or in the Right of the Corporation.**

Subject to Section 4 of this Article V, the corporation shall indemnify any person who was or is a party or is threatened to be made a party to any threatened, pending or completed action, suit or proceeding, whether civil, criminal, administrative, investigative or otherwise (other than an action by or in the right of the corporation) by reason of the fact that such person is or was a director, officer, employee or agent of the corporation, or is or was serving at the request of the corporation as a director, officer, employee or agent of another corporation, partnership, joint venture, trust or other enterprise, against expenses (including attorneys' fees), judgments, penalties, fines and amounts paid in settlement actually and reasonably incurred by such person in connection with such action, suit or proceeding if such person acted in good faith and in a manner such person reasonably believed to be in or not opposed to the best interests of the corporation, and, with respect to any criminal action or proceedings, had no reasonable cause to believe such person's conduct was unlawful. The termination of any action, suit or proceeding by judgment, order, settlement, conviction, or upon a plea of nolo contendere or its equivalent, shall not, of itself, create a presumption that the person did not act in good faith and

in a manner which such person reasonably believed to be in or not opposed to the best interests of the corporation, and, with respect to any criminal action or proceeding, had reasonable cause to believe that such person's conduct was unlawful.

**Section 2. Actions by or in the Right of the Corporation.** Subject to Section 4 of this Article V, the corporation shall indemnify any person who was or is a party or is threatened to be made a party to any threatened, pending or completed action, suit or proceeding, whether civil, criminal, administrative, investigative or otherwise, by or in the right of the corporation to procure a judgment or legally binding decision in its favor by reason of the fact that such person is or was a director, officer, employee or agent of the corporation, or is or was serving at the request of the corporation as a director, officer, employee or agent of another corporation, partnership, joint venture, trust or other enterprise against expenses (including attorneys' fees) actually and reasonably incurred by such person in connection with the defense or settlement of such action, suit or proceeding if such person acted in good faith and in a manner such person reasonably believed to be in or not opposed to the best interests of the corporation and except that no indemnification shall be made in respect of any claim, issue or matter as to which such person shall have been adjudged to be liable for negligence, fraud or misconduct in the performance of such person's duty or obligations to the corporation unless and only to the extent

that the Court of Chancery of the State of Delaware or the court in which such action or suit was brought shall determine upon application that, despite the adjudication of liability but in view of all the circumstances of the case, such person is fairly and reasonably entitled to indemnity for such expenses which the Court of Chancery of the State of Delaware or such other court shall deem proper.

**Section 3. Success on the Merits.** To the extent that any person described in Section 1 or 2 of this Article V has been successful on the merits or otherwise in defense of any action, suit or proceeding referred to in said Sections, or in defense of any claim, issue or matter therein, such person shall be indemnified by the corporation against their expenses (including attorneys' fees) actually and reasonably incurred by such person in connection therewith.

**Section 4. Specific Authorization.** Any indemnification under Section 1 or 2 of this Article V (unless ordered by a court) shall be made by the corporation only as authorized in the specific case upon a determination that indemnification of any person described in said Sections is proper in the circumstances because such person has met the applicable standards of conduct set forth in said Sections. Such determination shall be made (1) by the Board of Directors by a majority vote of a quorum consisting of directors who were not parties to such action, suit or proceeding, or (2) if such a quorum is not obtainable, or even if obtainable a quorum of disinterested directors so directs, by independent legal counsel in a written opinion, or (3) by a majority vote of a quorum of the stockholders of the corporation.

**Section 5. Advance Payment.** Expenses incurred in defending a civil, criminal, administrative, investigative or other action, suit or proceeding for which indemnification is appropriate under these bylaws may be paid by the corporation in advance of the final disposition of such action, suit or proceeding as authorized by the Board of Directors in the manner provided for in Section 4 of this Article V upon receipt of an undertaking by or on behalf of any person described in said Section to repay such amount unless it ultimately is determined that such person is entitled to indemnification by the corporation as authorized in this Article V.

**Section 6. Non-Exclusivity.** The indemnification provided by this Article V shall not be deemed exclusive of any other rights to which those indemnified may be entitled under any bylaw, agreement, vote of stockholders or disinterested directors, or otherwise, both as to action in such person's official capacity and as to action in any other capacity while holding such office, and shall continue as to a person who has ceased to be director, officer, employee or agent of the corporation and shall inure to the benefit of the heirs, executors and administrators of such a person.

**Section 7. Insurance.** The Board of Directors may authorize, by a vote of the majority of the full board, the corporation to purchase and maintain insurance of any type and amount on behalf of any person who is or was a director, officer, employee or agent of the corporation, or is or was serving at the request of the corporation as a director, officer, employee or agent of another corporation, partnership, joint venture, trust or other enterprise against any liability asserted against such person and incurred by such person in any such capacity, or arising out of such person's status as such, whether or not the corporation would have the power to indemnify such person against such liability under the provisions of this Article V or applicable law.

**Section 8. Severability.** If any word, clause or provision of this Article V or any award made hereunder shall for any reason be determined to be invalid, the provisions hereof shall not be affected otherwise thereby but shall remain in full force and effect.

**Section 9. Intent of Article.** The intent of this Article V is to provide for indemnification to the fullest extent permitted by Section 145 of the DGCL or any other applicable law. To the extent that such section or any successor section, or other applicable law, may be amended or supplemented from time to time, this Article V shall be amended automatically and construed so as to permit indemnification to the fullest extent from time to time permitted by the law.

## ARTICLE VI CAPITAL STOCK

**Section 1. Certificates of Stock.** The shares of stock of the corporation shall be uncertificated shares that may be evidenced by a book-entry system maintained by the registrar of such stock, or shall be represented by certificate, or a combination of both. To the extent that shares of stock are represented by certificates, such certificates whenever authorized by the Board of Directors shall be in such form as shall be approved by the Board. The certificates representing shares of stock shall be signed by, or in the name of the corporation by, the chairperson or vice-chairperson of the Board of Directors, or the president or a vice-president and the treasurer or an assistant treasurer, or the secretary or an assistant secretary of the corporation, certifying the number of shares owned by such stockholder in the corporation. Any or all of the signatures on the certificate may be a facsimile. In case any officer, transfer agent or registrar who has signed or whose facsimile signature has been placed upon a certificate shall have ceased to be such officer, transfer agent or registrar before such certificate is issued, it may be issued by the corporation with the same effect as if such person were such officer, transfer agent or registrar at the date of issue. Certificates may be issued for partly paid shares and in such case upon the face or back of the certificates issued to represent any such partly paid shares, the total amount of the consideration to be paid therefor, and the amount paid thereon shall be specified.

**Section 2. Lost Certificates.** The Board of Directors may direct a new stock certificate or certificates or uncertificated shares to be issued in place of any certificate or certificates theretofore issued by the corporation alleged to have been lost, stolen or destroyed. When authorizing such issue of a new certificate or certificates or uncertificated shares, the Board of Directors may, in its discretion and as a condition precedent to the issuance thereof, require the owner of such lost, stolen or destroyed stock certificate or certificates, or such owner's legal representative, to give reasonable evidence of such loss, theft or destruction, to advertise the same in such manner as it shall require and/or to give the corporation a bond in such sum as it may direct as indemnity against any claim that may be made against the corporation with respect to the certificate alleged to have been lost, stolen or destroyed or the issuance of such new certificate or uncertificated shares.

**Section 3. Transfer of Stock.** Upon surrender to the corporation or the transfer agent of the corporation of a certificate for shares, duly endorsed or accompanied by proper evidence of succession, assignment, or authority to transfer, and proper evidence of compliance with other

conditions to rightful transfer, it shall be the duty of the corporation to issue a new certificate to the person entitled thereto, cancel the old certificate, and record the transaction upon its books. Upon receipt of proper transfer instructions from the registered owner of uncertificated shares accompanied by proper evidence of succession, assignment, or authority to transfer, and proper evidence of compliance with other conditions to rightful transfer, such uncertificated shares shall be canceled and issuance of new equivalent uncertificated shares or certificated shares shall be made to the person entitled thereto and the transaction shall be recorded upon the books of the corporation.

**Section 4. Record Date for Action at a Meeting or for Other Purposes.** In order that the corporation may determine the stockholders entitled to notice of or to vote at any meeting of stockholders or any adjournment thereof, or entitled to receive payment of any dividend or other distribution or allotment of any rights, or entitled to exercise any rights in respect of any change, conversion or exchange of stock or for the purpose of any other lawful action, the Board of Directors may fix, in advance, a record date, which shall not be more than sixty (60) calendar days nor less than

ten (10) calendar days before the date of such meeting, nor more than sixty (60) calendar days prior to any other action to which such record date relates. A determination of stockholders of record entitled to notice of or to vote at a meeting of stockholders shall apply to any adjournment of the meeting; provided, however, that the Board of Directors may fix a new record date for the adjourned meeting. If no record date is fixed, the record date for determining stockholders entitled to notice of or to vote at a meeting of stockholders shall be at the close of business on the day before the day on which notice is given, or, if notice is waived, at the close of business on the day before the day on which the meeting is held. The record date for determining stockholders for any other purpose within this Section 4 of Article VI shall be at the close of business on the day on which the Board of Directors adopts the resolution relating to such purpose.

**Section 5. Registered Stockholders.** The corporation shall be entitled to recognize the exclusive right of a person registered on its books as the owner of shares to receive dividends and any other rights related to ownership of these shares, and to vote as such owner, and to hold liable for calls and assessments a person registered on its books as the owner of shares, and shall not be bound to recognize any equitable or other claim to or interest in such share or shares on the part of any other person, whether or not it shall have express or other notice thereof, except as otherwise provided by the laws of Delaware.

## ARTICLE VII CERTAIN TRANSACTIONS

**Section 1. Transactions with Interested Parties.** No contract or transaction between the corporation and one or more of its directors or officers, or between the corporation and any other corporation, partnership, association or other organization in which one or more of the corporation's directors or officers also are directors or have a financial interest, shall be void or voidable solely for these reasons, or solely because the director or officer is present at or participates in the meeting of the board or committee thereof which authorizes the contract or transaction, or solely because the vote or votes of such director or officer are counted for such purpose, if:

16

(a) the material facts as to such person's relationship or interest and as to the contract or transaction are disclosed or are known to the Board of Directors or the committee of the board, and the board or committee in good faith authorizes the contract or transaction by written consent or the affirmative votes of a majority of the disinterested directors, even though the disinterested directors be less than a quorum; or

(b) the material facts as to such person's relationship or interest and as to the contract or transaction are disclosed or are known to the stockholders entitled to vote thereon, and the contract or transaction specifically is approved in good faith by written consent or a majority vote of a quorum of the stockholders; or

(c) the contract or transaction is fair and reasonable as to the corporation as of the time it is authorized, approved or ratified, by the Board of Directors, a committee thereof, or the stockholders.

**Section 2. Quorum.** Common or interested directors may be counted in determining the presence of a quorum at a meeting of the Board of Directors or of a committee which authorizes the contract or transaction.

## ARTICLE VIII GENERAL PROVISIONS

**Section 1. Dividends.** Dividends upon the capital stock of the corporation, if any, may be declared by the Board of Directors at any regular or special meeting of the board or stockholders, or by written consent, pursuant to applicable law. Dividends may be paid in cash, in property, or in shares of capital stock, subject to the provisions of the certificate of incorporation.

**Section 2. Reserves.** The directors may set apart out of any funds of the corporation available for dividends a reserve or reserves for any proper purpose and, separately, may abolish any such reserve.

**Section 3. Checks.** All checks or demands for money and notes of the corporation shall be signed either by the corporation's chief financial officer, chief accounting officer, or such officer or officers, or such other person or persons, as the Board of Directors may from time to time designate

in writing.

**Section 4. Fiscal Year.** The fiscal year of the corporation shall be fixed as the calendar year, ending on December 31, subject to change at the discretion of the board.

**Section 5. Seal.** The Board of Directors, by resolution, may adopt a corporate seal but is not required to do so. The corporate seal shall have inscribed thereon the name of the corporation, the year of its organization, and the word "Delaware." The seal may be used by causing it or a facsimile thereof to be impressed or affixed or otherwise reproduced. The seal may be altered from time to time by the Board of Directors.

17

## ARTICLE IX AMENDMENTS

The Board of Directors is expressly empowered to adopt, amend or repeal these bylaws, provided, however, that any adoption, amendment or repeal of these bylaws by the Board of Directors shall require the approval of a majority of the total number of authorized directors (whether or not there exist any vacancies in previously authorized directorships at the time any resolution providing for adoption, amendment or repeal is presented to the board). The stockholders also shall have power to adopt, amend or repeal these bylaws, provided, however, that the affirmative vote of the holders of at least seventy-five percent (75%) of the voting power of all of the then outstanding shares of the stock of the corporation entitled to vote generally in the election of directors, voting together as a single class, or, if the Board of Directors recommends that the stockholders approve the amendment, then the affirmative vote of the majority of the outstanding shares of the stock of the corporation entitled to vote generally in the election of directors, voting together as a single class, shall be required for such adoption, amendment or repeal by the stockholders of any provisions of these bylaws.

18

Exhibit 97

## OUTBRAIN INC.

### COMPENSATION RECOVERY POLICY

Adopted as of November 28, 2023

Outbrain Inc., a Delaware corporation (the "Company"), has adopted this Compensation Recovery Policy, as may be amended from time to time (this "Policy"), as described below.

#### 1. Overview

This Policy sets forth the circumstances and procedures under which the Company shall be required to recover Erroneously Awarded Compensation (as defined below) from Covered Persons (as defined below) in the event of any required restatement of the financial statements of the Company. This Policy also sets forth circumstances in Section 4 under which the Company may seek recovery of Incentive-Based Compensation in the event of misconduct. This Policy, with the exception of Section 4, is designed to comply with, and shall be interpreted to be consistent with, Section 10D of the Securities Exchange Act of 1934, as amended (the "Exchange Act"), Rule 10D-1 promulgated under the Exchange Act and Listing Rule 5608 of The Nasdaq Stock Market LLC ("Nasdaq"). Each Covered Person is required to sign and return to the Company the attestation and acknowledgment form attached to this Policy as Exhibit A pursuant to which such Covered Person will agree to be bound by, and to comply with, the terms of this Policy. This Policy is effective as of October 2, 2023 (the "Effective Date").

#### 2. Definitions

- a. **"Applicable Recovery Period"** means the three completed fiscal years immediately preceding the Restatement Date for a Financial Restatement. In addition, in the event the Company has changed its fiscal year: (i) any transition period of less than nine months occurring within or immediately following such three completed fiscal years shall also be part of such Applicable Recovery Period and (ii) any transition period of nine to 12 months will be deemed to be a completed fiscal year.
  - b. **"Applicable Rules"** means any rules or regulations adopted pursuant to Rule 10D-1 under the Exchange Act, including Nasdaq Listing Rule 5608, and any applicable rules or regulations adopted by the U.S. Securities and Exchange Commission (the **"SEC"**) pursuant to Section 10D of the Exchange Act. **"Board"** means the Board of Directors of the Company.
  - c. **"Committee"** means the Compensation Committee of the Board or, in the absence of such committee or in the event such committee is not composed solely of independent directors, a majority of independent directors serving on the Board.
  - d. **"Covered Person"** means each individual who is or was designated an "officer" of the Company under Section 16a-1(f) under the Exchange Act, whether or not such individual is serving at the time the Erroneously Awarded Compensation is required to be repaid to the Company. This Policy will apply without regard to whether any misconduct occurred or whether the Covered Person had any individual knowledge or responsibility related to the erroneous financial statements necessitating the relevant Financial Restatement.
- 

- e. **"Effective Date"** means October 2, 2023.
- f. **"Eligible Incentive-Based Compensation"** means all Incentive-Based Compensation (as defined below) that is Received (as defined below) by a Covered Person (a) after beginning service as a Covered Person; (b) on or after the Effective Date; (c) who served as a Covered Person at any time during the performance period for that Incentive-Based Compensation; (d) while the Company has a class of securities listed on Nasdaq or another national securities exchange or national securities association; and (e) during the Applicable Recovery Period. For purposes of clarity, in order for Incentive-Based Compensation to qualify as Eligible Incentive-Based Compensation, all five of the conditions listed in this Section 3(f) must be satisfied.
- g. **"Erroneously Awarded Compensation"** means the amount of any Eligible Incentive-Based Compensation Received (as defined below) by a Covered Person that exceeds the amount that otherwise would have been received by the Covered Person had such compensation been determined based on the restated amounts in a Financial Restatement, computed without regard to any taxes paid. Calculation of Erroneously Awarded Compensation with respect to Incentive-Based Compensation based on stock price or total shareholder return, where the amount of Erroneously Awarded Compensation is not subject to mathematical recalculation directly from the information in a Financial Restatement, shall be based on a reasonable estimate of the effect of the Financial Restatement on the stock price or total shareholder return upon which the Incentive-Based Compensation was Received, and the Company shall maintain documentation of the determination of such reasonable estimate and provide such documentation to the Exchange in accordance with the Applicable Rules.
- h. **"Financial Reporting Measures"** mean measures that are determined and presented in accordance with the accounting principles used in preparing the Company's financial statements, and all other measures that are derived wholly or in part from such measures. Stock price and total shareholder return (and any measures that are derived wholly or in part from stock price or total shareholder return) are considered Financial Reporting Measures for purposes of this Policy. For the avoidance of doubt, a Financial Reporting Measure need not be presented within the Company's financial statements or included in a filing with the SEC.
- i. **"Incentive-Based Compensation"** means any compensation provided, directly or indirectly, by the Company or any of its subsidiaries that is granted, earned, or vested based, in whole or in part, upon the attainment of a Financial Reporting Measure.
- j. Incentive-Based Compensation shall be deemed **"Received"** by a Covered Person in the Company's fiscal period during which the Financial Reporting Measure applicable to such Incentive-Based Compensation is attained, even if the payment or grant of the Incentive-Based Compensation occurs after the end of that period.



- k. “**Financial Restatement**” means a required restatement of previously issued financial statements of the Company due to the material noncompliance of the Company with any financial reporting requirement under the securities laws, including any required restatement: (i) to correct an error in previously-issued financial statements that is material to the previously-issued financial statements (a “Big R” restatement) or (ii) that corrects an error that is not material to previously issued financial statements, but

---

that would result in a material misstatement if the error were corrected in the current period or left uncorrected in the current period (a “little r” restatement).

- l. “**Restatement Date**” means, with respect to a Financial Restatement, the earlier to occur of: (i) the date the Board, a committee of the Board or the officers of the Company authorized to take such action if Board action is not required, concludes, or reasonably should have concluded, that the Company is required to prepare a Financial Restatement or (ii) the date a court, regulator or other legally authorized body directs the Company to prepare a Financial Restatement.

### 3. Compensation Recovery Requirement

- a. In the event of a Financial Restatement, the Company will recover reasonably promptly any Erroneously Awarded Compensation in accordance with this Policy. Accordingly, the Committee will determine the amount of any Erroneously Awarded Compensation for each Covered Person in connection with such Financial Restatement and will promptly thereafter provide each Covered Person with a written notice regarding the required repayment or return, as applicable, and setting forth the amount of Erroneously Awarded Compensation due. For Eligible Incentive-Based Compensation based on (or derived from) stock price or total shareholder return where the amount of Erroneously Awarded Compensation is not subject to mathematical recalculation directly from the information in the applicable Financial Restatement, the amount will be determined by the Committee based on a reasonable estimate of the effect of the Financial Restatement on the stock price or total shareholder return upon which the Eligible Incentive-Based Compensation was Received (in which case, the Company will maintain documentation of the determination of such reasonable estimate and provide such documentation to Nasdaq). Except as set forth in Section 3(d), in no event may the Company accept an amount that is less than the amount of Erroneously Awarded Compensation in satisfaction of a Covered Person’s obligations under this Policy.
- b. The Committee shall have broad discretion, based on all applicable facts and circumstances, including consideration of pursuing an appropriate balance of cost and speed of recovery, to determine the appropriate means of recovery of Erroneously Awarded Compensation. Methods of recovery may include, without limitation, any one or more of the following, subject to applicable law and the Committee’s determinations regarding appropriate means of recovery: (i) requiring reimbursement of cash Incentive-Based Compensation previously paid; (ii) seeking recovery of any gain realized on the vesting, exercise, settlement, sale, transfer or other disposition of any equity-based awards; (iii) cancelling or rescinding some or all outstanding vested or unvested equity-based awards; (iv) adjusting or withholding from unpaid compensation or other set-off; (v) cancelling or offsetting against planned future grants of equity-based awards; and/or (vi) any other method permitted by applicable law or contract. To the extent that the Committee determines that a method of recovery other than repayment by the Covered Person in a lump sum in cash or property is appropriate, the Company will, subject to Section 3(d), determine alternative means of recovery, which may include an offer to enter into a repayment agreement (in a form reasonably acceptable to the Committee) with the Covered Person.

- c. To the extent that a Covered Person fails to repay all Erroneously Awarded Compensation to the Company when due (as determined in accordance with [Section 3\(b\)](#) above), the Company will take all actions reasonable and appropriate to recover such Erroneously Awarded Compensation from the applicable Covered Person. The applicable Covered Person shall be required to reimburse the Company for any and all expenses reasonably incurred (including legal fees) by the Company in recovering such Erroneously Awarded Compensation in accordance with the immediately preceding sentence.
- d. In no event may the Company accept an amount that is less than the amount of Erroneously Awarded Compensation in satisfaction of a Covered Person's obligations under this Policy, provided that the Company will not be required to take the actions contemplated by this [Section 3](#) if the following conditions are met and the Committee determines that recovery would be impracticable:
1. The direct expenses paid to a third party to assist in enforcing the Policy against a Covered Person would exceed the amount to be recovered, after the Company has made a reasonable attempt to recover the applicable Erroneously Awarded Compensation, documented such attempts, and provided such documentation to Nasdaq; or
  2. Recovery would likely cause an otherwise tax-qualified retirement plan, under which benefits are broadly available to employees of the Company, to fail to meet the requirements of Sections 401(a)(13) or 411(a) of the Internal Revenue Code of 1986, as amended.

#### 4. Discretionary Compensation Recovery in the Event of Misconduct

In addition to (and without limiting) the provisions of [Section 3](#) above, in the event the Company is required to prepare a Financial Restatement after the Effective Date and the Committee, in its sole discretion, determines that the act or omission of a Covered Person or other current or former employee or other service provider of the Company contributed to the circumstances requiring the Financial Restatement and such act or omission involved any of the following: (i) willful, knowing or intentional misconduct, (ii) a willful, knowing or intentional violation of any Company policy, rule or requirement or any applicable legal or regulatory requirement, or (iii) fraud, the Company may recover from such Covered Person, employee or service provider up to 100% (as determined by the Committee in its sole discretion) of the Incentive-Based Compensation, any other time- or performance-vesting equity awards, and performance-based cash awards Received by such person during the three fiscal years preceding the Restatement Date.

#### 5. Tax Considerations

To the extent that, pursuant to this Policy, the Company is entitled to recover any Erroneously Awarded Compensation that is received by a Covered Person, the gross amount received (i.e., the amount the Covered Person received, or was entitled to receive, before any deductions for tax withholding or other payments) shall be returned by the Covered Person.

---

#### 6. Policy Interpretation

This Policy shall be interpreted in a manner that is consistent with the Applicable Rules and any other applicable law. The Committee shall take into consideration any applicable interpretations and guidance of the SEC and Nasdaq in interpreting this Policy, including, for example, in determining whether a financial restatement qualifies as a Financial Restatement hereunder. To the extent the Applicable Rules require recovery of Incentive-

Based Compensation in additional circumstances besides those specified above, nothing in this Policy shall be deemed to limit or restrict the right or obligation of the Company to recover Incentive-Based Compensation to the fullest extent required by the Applicable Rules. To the extent that the Covered Person has already reimbursed the Company for any Erroneously Awarded Compensation Received under any duplicative recovery obligations established by the Company or applicable law, it shall be appropriate for any such reimbursed amount to be credited to the amount of Erroneously Awarded Compensation that is subject to recovery under this Policy.

## 7. Policy Administration; Amendment and Termination

This Policy shall be administered by the Committee. The Committee shall have such powers and authorities related to the administration of this Policy as are consistent with the governing documents of the Company and applicable law. The Committee shall have full power and authority to take, or direct the taking of, all actions and to make all determinations required or provided for under this Policy and shall have full power and authority to take, or direct the taking of, all such other actions and make all such other determinations not inconsistent with the specific terms and provisions of this Policy that the Committee deems to be necessary or appropriate to the administration of this Policy. The interpretation and construction by the Committee of any provision of this Policy and all determinations made by the Committee under this policy shall be final, binding and conclusive.

The Committee may amend, supplement or terminate this Policy at any time. Notwithstanding anything in this section to the contrary, no amendment, supplement or termination of this Policy will be effective if such amendment, supplement or termination would (after taking into account any actions taken by the Company contemporaneously with such amendment, supplement or termination) cause the Company to violate any federal securities laws, SEC rules or the rules of Nasdaq.

## 8. Compensation Recovery Repayments not Subject to Indemnification

Notwithstanding anything to the contrary set forth in any agreement with, or the organizational documents of the Company or any of its subsidiaries, Covered Persons are not entitled to indemnification against the loss of any Erroneously Awarded Compensation that is repaid, returned or recovered in accordance with the terms of this Policy. This prohibition on indemnification also applies to payment to, or reimbursement of, a Covered Person for premiums for any insurance policy covering any potential losses under this Policy. Further, the Company shall not enter into any agreement that exempts any Incentive-Based Compensation that is granted, paid or awarded to a Covered Person from the application of this Policy or that waives any of the Company's rights to recovery of any Erroneously Awarded Compensation, and this Policy shall supersede any such agreement (whether entered into before, on or after the Effective Date of this Policy).

---

### Exhibit A

#### ATTESTATION AND ACKNOWLEDGEMENT FORM OF COMPENSATION RECOVERY POLICY

By my signature below, I acknowledge and agree that:

I have received and read the attached Compensation Recovery Policy (this "**Policy**").

I hereby agree to abide by all of the terms of this Policy both during and after my employment with the Company, including, without limitation, by promptly repaying or returning any Erroneously Awarded Compensation to the Company as determined in accordance with this Policy. Further, I hereby agree that the terms of the Policy are hereby incorporated by reference in any agreement, plan or arrangement, existing currently or hereafter entered into, approved or adopted, providing for payment or grant of Incentive-Based Compensation, any time- or performance-vesting equity awards, and performance-based cash awards to me for due consideration including without limitation any such compensation awarded to me and my continued employment with the Company for any period of time following the Effective Date.

Signature:

Printed Name:

Date:



#### DISCLAIMER

THE INFORMATION CONTAINED IN THE REFINITIV CORPORATE DISCLOSURES DELTA REPORT™ IS A COMPARISON OF TWO FINANCIALS PERIODIC REPORTS. THERE MAY BE MATERIAL ERRORS, OMISSIONS, OR INACCURACIES IN THE REPORT INCLUDING THE TEXT AND THE COMPARISON DATA AND TABLES. IN NO WAY DOES REFINITIV OR THE APPLICABLE COMPANY ASSUME ANY RESPONSIBILITY FOR ANY INVESTMENT OR OTHER DECISIONS MADE BASED UPON THE INFORMATION PROVIDED IN THIS REPORT. USERS ARE ADVISED TO REVIEW THE APPLICABLE COMPANY'S ACTUAL SEC FILINGS BEFORE MAKING ANY INVESTMENT OR OTHER DECISIONS.

©2024, Refinitiv. All rights reserved. Patents Pending.