

UNITED STATES
SECURITIES AND EXCHANGE COMMISSION
Washington, D.C. 20549

Form 10-K

(Mark One)

☒ ANNUAL REPORT PURSUANT TO SECTION 13 OR 15(d) OF THE SECURITIES EXCHANGE ACT OF 1934

For the Year ended December 31 , 2024

OR

☐ TRANSITION REPORT PURSUANT TO SECTION 13 OR 15(d) OF THE SECURITIES EXCHANGE ACT OF 1934

For the transition period from to

1-35573

(Commission file number)

TRONOX HOLDINGS PLC

(Exact name of registrant as specified in its charter)

England and Wales

98-1467236

(State or other jurisdiction of incorporation or organization)

(I.R.S. Employer Identification No.)

263 Tresser Boulevard , Suite 1100

Laporte Road, Stallingborough

Stamford , Connecticut 06901

Grimsby, North East Lincolnshire, DN40 2PR

United Kingdom

Registrant's telephone number, including area code: (203) 705-3800

Securities registered pursuant to Section 12(b) of the Act:

Title of each class	Name of each exchange on which registered
Ordinary Shares, par value \$0.01 per share	New York Stock Exchange

Trading Symbol: TROX

Securities registered pursuant to Section 12(g) of the Act: None

Indicate by check mark if the registrant is a well-known seasoned issuer, as defined in Rule 405 of the Securities Act. Yes ☒ No ☐

Indicate by check mark if the registrant is not required to file reports pursuant to Section 13 or 15(d) of the Act. Yes ☐ No ☒

Indicate by check mark whether the registrant (1) has filed all reports required to be filed by Section 13 or 15(d) of the Securities Exchange Act of 1934 during the preceding 12 months (or for such shorter period that the registrant was required to file such reports), and (2) has been subject to such filing requirements for the past 90 days. Yes ☒ No ☐

Indicate by check mark whether the registrant has submitted electronically every Interactive Data File required to be submitted pursuant to Rule 405 of Regulation S-T (§232.405 of this chapter) during the preceding 12 months (or for such shorter period that the registrant was required to submit such files). Yes ☒ No ☐

Indicate by check mark whether the registrant is a large accelerated filer, an accelerated filer, a non-accelerated filer, a smaller reporting company, or an emerging growth company. See the definitions of "large accelerated filer," "accelerated filer," "smaller reporting company" and "emerging growth company" in Rule 12b-2 of the Exchange Act.

Large accelerated filer	<input checked="" type="checkbox"/>	Accelerated filer	<input type="checkbox"/>
Non-accelerated filer	<input type="checkbox"/>	Smaller reporting company	<input type="checkbox"/>
Emerging growth company	<input type="checkbox"/>		

If an emerging growth company, indicate by check mark if the registrant has elected not to use the extended transition period for complying with any new or revised financial accounting standards provided pursuant to Section 13(a) of the Exchange Act. ☐

Indicate by check mark whether the registrant has filed a report on and attestation to its management's assessment of the effectiveness of its internal control over financial reporting under Section 404(b) of the Sarbanes-Oxley Act (15 U.S.C. 7262(b)) by the registered public accounting firm that prepared or issued its audit report. ☒

If securities are registered pursuant to Section 12(b) of the Act, indicate by check mark whether the financial statements of the registrant included in the filing reflect the correction of an error to previously issued financial statements. ☐

Indicate by check mark whether any of those error corrections are restatements that required a recovery analysis of incentive-based compensation received by any of the registrant's executive officers during the relevant recovery period pursuant to §240.10D-1(b). ☐

Indicate by check mark whether the registrant is a shell company (as defined in Rule 12b-2 of the Exchange Act). Yes ☐ No ☒

The aggregate market value of the ordinary shares held by non-affiliates of the registrant as of June 30, 2024 was approximately \$ 1,888,016,423 .

Indicate by check mark whether the registrant has filed all documents and reports required to be filed by Section 12, 13 or 15(d) of the Securities Exchange Act of 1934 subsequent to the distribution of securities under a plan confirmed by a court. Yes ☒ No ☐

As of January 31, 2025, the registrant had 157,938,056 ordinary shares outstanding.

DOCUMENTS INCORPORATED BY REFERENCE

Portions of the registrant's proxy statement for its 2025 annual general meeting of shareholders are incorporated by reference in this Form 10-K in response to Part III Items 10, 11, 12, 13 and 14.

TRONOX HOLDINGS PLC
ANNUAL REPORT ON FORM 10-K
FOR THE FISCAL YEAR ENDED DECEMBER 31, 2024
INDEX

Form 10-K Item Number	<u>Page</u>
PART I	
Item 1. Business	1
Item 1A. Risk Factors	12
Item 1B. Unresolved Staff Comments	26
Item 1C. Cybersecurity	26
Item 2. Properties	28
Item 3. Legal Proceedings	50
Item 4. Mine Safety Disclosures	51
PART II	
Item 5. Market for Registrant's Common Equity, Related Shareholder Matters and Issuer Purchases of Equity Securities	52
Item 6. Selected Financial Data	53
Item 7. Management's Discussion and Analysis of Financial Condition and Results of Operations	53
Item 7A. Quantitative and Qualitative Disclosures About Market Risk	66
Item 8. Financial Statements and Supplementary Data	70
Item 9. Changes in and Disagreements With Accountants on Accounting and Financial Disclosure	123
Item 9A. Controls and Procedures	124
Item 9B. Other Information	124
Item 9C. Disclosure Regarding Foreign Jurisdictions that Prevent Inspections	125
PART III	
Item 10. Directors, Executive Officers and Corporate Governance	126
Item 11. Executive Compensation	126
Item 12. Security Ownership of Certain Beneficial Owners and Management and Related Shareholder Matters	126
Item 13. Certain Relationships and Related Transactions, and Director Independence	127
Item 14. Principal Accounting Fees and Services	127
PART IV	
Item 15. Exhibits, Financial Statement Schedules	128
Item 16. Form 10-K Summary	129
SIGNATURES	130

SPECIAL NOTE REGARDING FORWARD-LOOKING STATEMENTS

We have made statements under the captions "Business," "Risk Factors," "Management's Discussion and Analysis of Financial Condition and Results of Operations", and in other sections of this Form 10-K that are forward-looking statements. Forward-looking statements also can be identified by words such as "future," "anticipates," "believes," "estimates," "expects," "intends," "plans," "predicts," "will," "would," "could," "can," "may," and similar terms. These forward-looking statements, which are subject to known and unknown risks, uncertainties and assumptions about us, may include projections of our future financial performance based on our growth strategies and anticipated trends in our business. These statements are only predictions based on our current expectations and projections about future events. There are important factors that could cause our actual results, level of activity, performance or achievements to differ materially from the results, level of activity, performance or achievements expressed or implied by the forward-looking statements. In particular, you should consider the numerous risks and uncertainties outlined in "Risk Factors."

These risks and uncertainties are not exhaustive. Other sections of this Form 10-K may include additional factors, which could adversely impact our business and financial performance. Moreover, we operate in a very competitive and rapidly changing environment. New risks and uncertainties emerge from time to time, and it is not possible for our management to predict all risks and uncertainties, nor can management assess the impact of all factors on our business or the extent to which any factor, or combination of factors, may cause actual results to differ materially from those contained in any forward-looking statements.

Although we believe the expectations reflected in the forward-looking statements are reasonable, we cannot guarantee future results, level of activity, performance or achievements. Moreover, neither we nor any other person assumes responsibility for the accuracy or completeness of any of these forward-looking statements. You should not rely upon forward-looking statements as predictions of future events. Unless otherwise required by applicable law, we are under no duty to update any of these forward-looking statements after the date of this Form 10-K to conform our prior statements to actual results or revised expectations and we do not intend to do so.

When considering forward-looking statements, you should keep in mind the risks, uncertainties and other cautionary statements made in this Form 10-K and the documents incorporated by reference, including, in particular, the factors discussed below. These factors may be revised or supplemented in subsequent reports on Forms 10-Q and 8-K.

Factors that may affect future results include, but are not limited to:

- the risk that our customers might reduce demand for our products;
- market conditions and price volatility for titanium dioxide ("TiO₂"), zircon and other feedstock products, as well as global and regional economic downturns, that adversely affect the demand for our end-use products;
- the expansion of Chinese TiO₂ production capacity and resultant continued increase in TiO₂ exports as well as the efficacy of anti-dumping and other trade remedies taken by governments to protect their domestic TiO₂ producers;
- changes in prices or supply availability for energy, other raw materials and/or shipping vessels;
- liability, production delays and additional expenses from environmental and industrial accidents;
- production curtailments, shutdowns or additional expenditures resulting from equipment upgrades, industrial accidents, equipment failures and deterioration of assets;
- the possibility that cybersecurity incidents or other security breaches may seriously impact our results of operations and financial condition;
- risks of operating a global business;
- war, political and social instability, and/or hostilities, in the regions in which we operate, including, but not limited to, the ongoing Russia and Ukraine and Middle East conflicts;
- fluctuations in currency exchange rates;
- the risk that the agreements governing our debt may restrict our ability to operate our business in certain ways, as well as impact our liquidity;
- our inability to obtain additional capital on favorable terms;
- the risk that we may not realize expected returns or there may be a delay in realizing expected returns on our capital projects, including our IT-enabled business transformation programs and various mine investment projects intended to maintain our mineral reserves and resources;
- an unpredictable regulatory, political and physical security environment in South Africa where we have significant mining and beneficiation operations;

TABLE OF CONTENTS

- the risk that our TiO₂ products are subject to increased regulatory scrutiny that may impede or inhibit widespread usage of TiO₂ and/or diminish the Company's ability to sustain or grow its business or may add significant costs of doing business;
- ESG issues, including those related to climate change and sustainability as well as increased regulatory requirements such as European Union's Corporate Sustainability Reporting Directive (CSRD), may subject us to additional costs and restrictions;
- extreme weather conditions could pose physical risks to our facilities and disrupt the operations of our supply chain and increase operational costs;
- the risk that our ability to use our tax attributes to offset future income may be limited;
- concentrated share ownership in the hands of Cristal (as defined elsewhere herein) may result in conflicts of interest and/or prevent minority shareholders from influencing the Company;
- the risk that we are dependent on, and compete with other mining and chemical businesses for, key human resources in the countries in which we operate; and
- impact of English law and our articles of association on our ability to manage our capital structure flexibly and the anti-takeover protections incorporated into our articles of association.

We are committed to providing timely and accurate information to the investing public, consistent with our legal and regulatory obligations. To that end, we use our website to convey information about our businesses, including the anticipated release of quarterly financial results, quarterly financial and statistical and business-related information. Investors can access announcements about the Company through our website available at <http://www.tronox.com>. Our website is included as an inactive textual reference only and the information contained therein or connected thereto shall not be deemed to be incorporated into this Form 10-K.

PART I

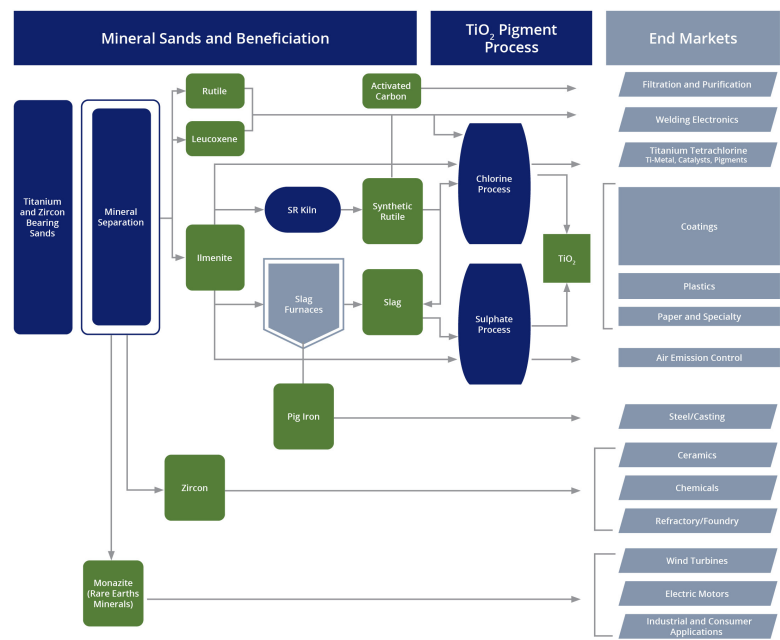
For the purposes of this discussion, references to “we,” “us,” and “our” refer to Tronox Holdings plc, together with its consolidated subsidiaries (collectively referred to as “Tronox” or the “Company”). We are a public limited company formed under the laws of England and Wales. We are considered a domestic company in the United Kingdom and, as such, are required to comply with filing requirements in the United Kingdom. Additionally, we are not considered a “foreign private issuer” in the U.S.; therefore, we are required to comply with the reporting and other requirements imposed by the U.S. securities law on U.S. domestic issuers, which, among other things, requires reporting under accounting principles generally accepted in the United States of America (“U.S. GAAP”).

Item 1. Business

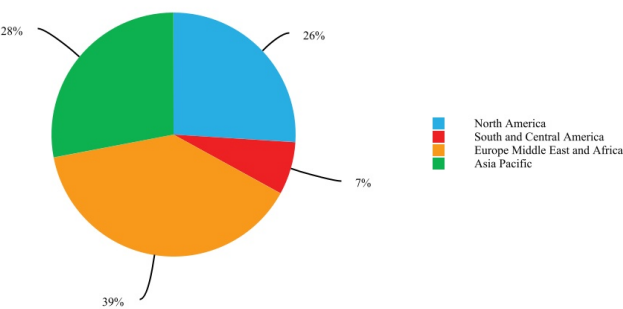
Overview

Tronox is the world’s leading vertically integrated manufacturer of TiO_2 pigment. We operate titanium-bearing mineral sand mines and beneficiation and smelting operations in Australia and South Africa to produce feedstock materials that can be processed into TiO_2 for pigment, high purity titanium chemicals, including titanium tetrachloride, and ultrafine TiO_2 used in certain specialty applications. Our strategy is to be vertically integrated and produce enough feedstock materials to be as self-sufficient as possible in the production of TiO_2 at our nine pigment facilities located in the United States, Australia, Brazil, UK, France, the Netherlands, China and the Kingdom of Saudi Arabia. We believe that vertical integration is the best way to achieve our ultimate goal of delivering low cost, high-quality pigment to our approximately 1,200 TiO_2 customers throughout the world. The mining, beneficiation and smelting of titanium bearing mineral sands also creates meaningful quantities of co-products including zircon, pig iron and the rare-earth bearing mineral, monazite, which we also supply to customers around the world.

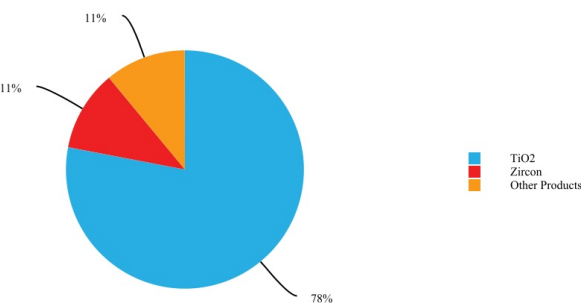
The following chart highlights the TiO_2 value chain we participate in.



The following sets forth the percentage of our revenue derived from sales of our products by geographic region for the year ended December 31, 2024.



The below sets forth the percentage of our revenue derived from sales of our products for the year ended December 31, 2024.



For further financial information regarding our products and geographic regions, see the section entitled “Management’s Discussion and Analysis of Financial Condition and Results of Operations”, as well as Notes 3 and 23 of notes to our consolidated financial statements, each included elsewhere in this Form 10-K.

2024 Key Strategic Initiatives

The following sets forth the key strategic initiatives underway in 2024:

Become the Low Cost TiO₂ Producer by Investing in our Business Processes and Strengthening Vertical Integration

Our ability to compete effectively in the TiO₂ industry is determined by many factors, including innovation, reliability, product quality, customer service and price. The business processes that allow us to maximize the benefit of our vertical integration and global footprint --- the so-called “hidden factory” --- needs to be optimized if we are to successfully meet the pricing and other competitive pressures that characterize our industry. During 2024, we continued to progress with our multi-year IT-enabled transformation program that includes both operational and business transformation.

In addition, in terms of strengthening vertical integration, during 2024, the Company invested approximately \$135 million in two key mining projects in South Africa - Namakwa East OFS and Fairbreeze extension - which are expected to replace existing mines in South Africa reaching end of life. We believe these new mining sites are abundant in natural rutile and zircon, and will be a significant source of high grade ilmenite suitable for direct use or slag processing. These investments are expected to generate returns above the Company's cost of capital. In addition, we also have a mine development project in the early stages of development in Australia which is intended to maintain our level of feedstock vertical integration.

In addition, we are also continuing to evaluate opportunities to leverage our expertise in mining and the exposure we have to rare earth materials, including monazite, through our operations.

Capital Allocation

In addition to returning approximately \$80 million in cash to shareholders in the form of dividends and investing \$370 million of capital during 2024, we believe we continued to prudently manage liquidity and our balance sheet. During 2024, we executed several term loan refinancing transactions which extended the maturities in such instruments while also reducing the applicable interest rates thereunder. At the end of 2024, we had cash on hand of \$151 million and untapped short-term borrowing capacity of \$427 million.

Develop Our Position as a Significant Supplier of Rare Earth Oxides

Tronox's existing mining operations and tailing piles in South Africa and Australia contain significant quantities of monazite, a mineral containing rare earth elements (REEs) widely recognized as a critical mineral for the energy transformation underway to decarbonize the world's economy. For these applications, REE must first be processed into an oxide form --- rare earth oxides or "REO" --- that can then be metallized for the production of permanent magnets. Every step of the REE supply chain today is dominated by China. China's dominance of the processing of REO and production of permanent magnets is widely recognized as a serious strategic challenge by democratic governments around the world.

The separation, beneficiation and processing technologies that Tronox uses to turn titanium-bearing ores into TiO_2 are applicable for turning monazite into REO. In the past, we sold our monazite in unconcentrated form as a waste product but given the increased value associated with REE, we are now seeking to maximize the value of our existing geologic resources and deploy our substantial technical know how and human capital to become a significant supplier of REO to non-Chinese producers of metals and permanent magnets.

Our Principal Products

TiO_2

TiO_2 Pigment

TiO_2 pigment is used in a wide range of products due to its ability to impart whiteness, brightness, and opacity. TiO_2 pigment is used extensively in the manufacture of paint and other coatings, plastics and paper, and in a wide range of other applications. Moreover, it is a critical component of everyday consumer applications due to its superior ability to cover or mask other materials effectively and efficiently relative to alternative white pigments and extenders. TiO_2 pigment is considered to be a quality of life product. At present, it is our belief that there is no effective substitute for TiO_2 pigment because no other white pigment has the physical properties for achieving comparable opacity and brightness or can be incorporated as cost effectively.

Ultrafine Specialty TiO_2

We produce ultrafine TiO_2 at our manufacturing facility in Thann, France. We market ultrafine TiO_2 products under the CristalActiv® trademark. Ultrafine TiO_2 has highly catalytic properties due to the relatively high surface area of each TiO_2 molecule. The principal use of ultrafine TiO_2 products is in NOx emission control products utilized in stationary, mobile and marine applications.

In 2024, we generated \$2.4 billion in revenue from sales of TiO_2 .

Zircon

Zircon (ZrSiO_4) is a co-product of mining mineral sands deposits for titanium feedstock. Zircon is used as an additive in ceramic glazes, which makes the ceramic glaze more water, chemical and abrasion resistant. It is also used for the production of zirconium metal and zirconium chemicals, in refractories, as molding sand in foundries, and for TV screen glass, where it adds its structural stability at high temperatures and resistance to abrasive and corrosive conditions. Zircon typically represents a relatively

low proportion of the in-situ heavy mineral sands deposits we mine, but has a relatively high value compared to other heavy mineral products. Refractories containing zircon are expensive and are only used in demanding, high-wear and corrosive applications in the glass, steel and cement industries. Foundry applications use zircon when casting articles of high quality and value where accurate sizing is crucial, such as aerospace, automotive, medical, and other high-end applications.

In 2024, we generated \$322 million in revenue from sales of zircon.

Other Products

High Purity Pig Iron

During the process of smelting ilmenite at our smelters to increase the concentration of titanium and produce titanium slag, high purity pig iron is produced as a co-product. High purity pig iron is used as a raw material in foundries for the production of high-quality ductile iron castings. Ductile iron is used extensively throughout the world for the production of safety critical automotive parts, such as engine blocks, brake calipers and steering knuckles in cars and trucks.

Monazite

Like zircon, monazite is a co-product of mining mineral sands deposits for titanium feedstock. Monazite is concentrated and processed to remove contaminants, such as uranium and thorium, before being separated into specific rare earth oxides (REOs) such as neodymium (Nd), praseodymium (Pr), terbium (Tb), and dysprosium (Dy). These REOs can then be metallized and formed into permanent magnets, particularly NdFeB magnets, that are needed to manufacture electric vehicle motors, wind turbines and other green economy applications.

Feedstock

Most TiO₂ products are derived from three naturally occurring minerals which are commonly referred to as heavy minerals or mineral sands: ilmenite, leucoxene and rutile. Ilmenite, rutile, leucoxene, as well as titanium slag and synthetic rutile which are processed from ilmenite, are the primary feedstock materials that we use for the production of TiO₂ pigment. Titanium slag is produced by smelting ilmenite in an electric arc furnace to separate titanium-oxide from the iron and other impurities. Synthetic rutile is produced by reducing ilmenite in a rotary kiln, followed by leaching under various conditions to remove the metallic iron from the reduced ilmenite grains. The purpose of both processes is to increase the titanium concentration of the ilmenite. There is substantial overlap amongst each of the aforementioned with the primary differentiating factor being the level of titanium content. For instance, rutile has the highest titanium dioxide content of approximately 94% to 96%, while ilmenite has the lowest of approximately 45% to 65%. As a result of our continued pursuit of our vertical integration strategy, we currently do not expect to actively sell feedstock going forward.

Titanium Tetrachloride

We sell titanium tetrachloride ("TiCl₄") from our facilities in Thann, France and Yanbu, KSA. At our Thann facility in France, we produce TiCl₄ dedicated for merchant market sales to customers for use mainly in the production of various types of pigments and catalyst products. At our Yanbu facility, we produce excess TiCl₄ which we both sell directly to a joint venture between Advanced Metal Industries Cluster and Toho Titanium Metal Co. Ltd. ("ATTM") for use at ATTM's titanium sponge plant facility that is adjacent to our Yanbu facility and in the merchant market.

In 2024, we generated \$345 million in revenue from the sale of high purity pig iron, monazite, titanium tetrachloride and other products.

The demand for certain of our products during a given year is subject to seasonal fluctuations. See "Risk Factors – Risks Relating to our Business - The markets for many of our products have seasonally affected sales patterns".

Mining and Beneficiation of Mineral Sands Deposits

Our current operational mining and beneficiation of mineral sands deposits are comprised of the following:

- KwaZulu-Natal ("KZN") Sands operations located on the eastern coast of South Africa consisting of the Fairbreeze mine, a concentration plant, a mineral separation plant and two smelting furnaces that produce titanium slag;
- Our Namakwa Sands operations located on the western coast of South Africa consisting of the Namakwa mine, two concentration plants, a mineral separation plant, as well as two smelting furnaces that produce titanium slag;

[TABLE OF CONTENTS](#)

- Our Northern Operations complex in Western Australia consisting of the Cooljarloo dredge mine and floating heavy mineral concentration plant and the Chandala metallurgical site which includes a mineral separation plant and a synthetic rutile plant that produces synthetic rutile;
- Eastern Australia operations consisting of the Atlas mine and a heavy mineral concentration plant located there and a mineral separation plant located at Broken Hill, New South Wales; and
- Perth Basin operations in Western Australia consisting of the Wonerup mine and a mineral separation plant.

Zircon and monazite are often, but not always, found in mineral sands deposits containing ilmenite. They are extracted, alongside ilmenite and rutile, as part of the initial mineral sands separation process.

The mining of mineral sands deposits is conducted either "wet," by dredging or hydraulic water jets, or "dry," by using earth-moving equipment to excavate and transport the sands. The type of mining operation we deploy is dependent upon the characteristics of the ore body. Dredge mining is generally the favored method of mining mineral sands, provided that the ground conditions are suitable, water is readily available and the deposit is low in slime content. Dry mining techniques are generally preferred in situations involving hard ground, discontinuous ore bodies, small tonnage, high slimes contents and/or very high grades.

Regardless of the type of mining technique, the first step in the beneficiation process after the mineral sands have been mined is to utilize wet concentrator plants to produce a high grade of heavy mineral concentrate (typically approximately 90% to 98% heavy mineral content). Screened ore is first de-slimed, a process by which slimes are separated from larger particles of minerals, and then processed through a series of spiral separators that use gravity to separate the heavy mineral sands from lighter materials, such as quartz. Residue from the concentration process is pumped back into either the open pits or slimes dams for rehabilitation and water recovery.

After producing heavy mineral concentrate in our wet concentrator plants, we separate the non-magnetic (rutile, zircon and monazite) and magnetic (ilmenite) fractions utilizing a variety of techniques. Through the separation process, we produce zircon which is sold directly to customers, rutile and leucoxene which can immediately be used as feedstock material to make TiO₂ pigment, and monazite which we currently sell in a relatively unconcentrated form but which we plan on further processing before sale to extract greater value.

Ilmenite is generally further refined for use in our TiO₂ pigment manufacturing processes. Depending on the characteristics of the ilmenite we use two fundamental processes to refine ilmenite. Both processes involve the removal of iron and other non-titanium material.

- Titanium slag is made by smelting ilmenite in an electric arc furnace to separate titanium-oxide from the iron and other impurities. The result is two products: "slag" which contains 86% to 89% titanium dioxide and is considered a TiO₂ feedstock material, and high purity pig iron which is ready for sale to end-use customers.
- Synthetic rutile is made by reducing ilmenite in a rotary kiln, followed by leaching under various conditions to remove the iron from the reduced ilmenite grains. Activated carbon is a byproduct of this process. Our synthetic rutile has a titanium dioxide content of approximately 89% to 92% and is also considered a TiO₂ feedstock material.

Our current mining and beneficiation operations have an annual production capacity of approximately 832,000 metric tons ("MT") of titanium feedstock, which is comprised of 182,000 MT of rutile and leucoxene, 240,000 MT of synthetic rutile and 410,000 MT of titanium slag. We currently have the capability to produce approximately 297,000 MT of zircon and 250,000 MT of pig iron per year.

Competitive Conditions of Mining and Feedstock Production

Globally, there are a large number of mining companies that mine mineral sand deposits containing ilmenite, as well as zircon. However, there is a smaller number of mining companies that are also involved in upgrading the underlying ilmenite to produce feedstock typically utilized by TiO₂ producers.

Pigment producers procure a range of types of feedstocks from multiple feedstock producers to create varying blends of feedstock materials that maximize the efficiency and economic returns of their unique production technique under conditions applicable at the time of production. Pigment producers frequently switch the relative amount of each feedstock they procure based on a number of factors including: the relative cost of feedstocks, feedstock logistics costs, the cost of, and availability of, chemicals used to process feedstocks, as well as waste management costs. Hence, there is a high degree of substitutability between and among titanium feedstocks.

Production of TiO₂ Pigment

TiO₂ pigment is produced using a combination of processes involving the manufacture of base pigment particles through either the chloride or sulfate process followed by surface treatment, drying and milling (collectively known as finishing). Currently, approximately 87% of our TiO₂ pigment production capacity is produced using the chloride process and approximately 13% of our TiO₂ production capacity is produced using the sulfate process.

We use the sulfate process at our manufacturing facility in Thann, France to produce ultrafine TiO₂ products.

In the chloride process, feedstock (slag, synthetic rutile, natural rutile or ilmenite ores) are reacted with chlorine (the chlorination step) and carbon to form TiCl₄ in a continuous fluid bed reactor. Purification of TiCl₄ to remove impurities is accomplished using selective condensation and distillation processes. The purified TiCl₄ is then oxidized in a vapor phase form to produce raw pigment particles and chlorine gas. The latter is recycled back to the chlorination step for reuse. Raw pigment is then typically slurried with water and dispersants prior to entering the finishing step. Due to the nature of the production process, the final pigment product is not sensitive to the feedstocks used to create it, as substantially all substances other than TiO₂ are removed during the process. The chloride process currently accounts for substantially all of the industry-wide TiO₂ production capacity in North America, and approximately 41% of industry-wide capacity globally.

In the sulfate process, ilmenite and/or slag are dissolved in concentrated sulfuric acid. After removing impurities, dissolved titanium is hydrolyzed and separated from the remaining sulfuric acid. The titanium hydrolysate is subsequently calcined in a rotary kiln to produce a raw TiO₂. The product is then further finished in a similar way to TiO₂ produced through the chloride process.

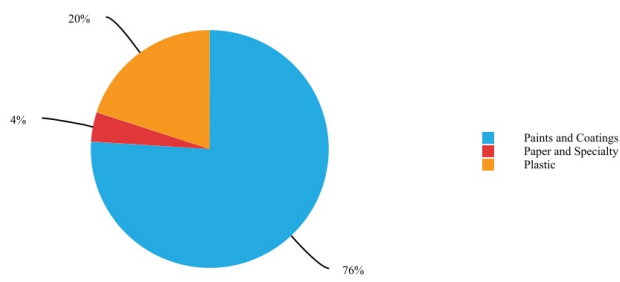
Commercial production of TiO₂ pigment results in one of two different crystal forms: rutile, which is manufactured using either the chloride process or the sulfate process, or anatase, which is only produced using the sulfate process. Rutile TiO₂ is preferred over anatase TiO₂ for many of the largest end-use applications, such as coatings and plastics, because its higher refractive index imparts better hiding power at lower quantities than the anatase crystal form and it is more suitable for outdoor use because it is more durable.

The primary raw materials used in the production of chloride TiO₂ pigment include titanium feedstock, chlorine and coke. As discussed above, we believe we are unique in the degree to which we produce our own high-grade titanium feedstock. Other chemicals used in the production of TiO₂ are purchased from various companies under short and long-term supply contracts. In the past, we have been, and we expect that we will continue to be, successful in obtaining extensions to these and other existing supply contracts prior to their expiration. We expect the raw materials purchased under these contracts, and contracts that we enter into the near term, to meet our requirements over the next several years.

Marketing of TiO₂

We supply and market TiO₂ under the brand name TIONA® and CristalActiv® to approximately 1,200 customers in approximately 120 countries, including market leaders in each of the key end-use markets for TiO₂, and we have supplied each of our top ten customers with TiO₂ for more than 10 years. We have implemented a margin stabilization program which we believe provides relative certainty over availability of product and price stability to customers who choose to participate, and have also initiated a long-term partnership strategy that we believe will strengthen the commitments from our customers across all regions and products. The long-term partnership strategy and margin stabilization programs are key parts of our TiO₂ marketing and sales strategy, enabling us to focus on predictability and reliability of TiO₂ delivery across the supply and demand cycle.

The following sets forth the percentage of our TiO₂ sales volume by end-use market for the year ended December 31, 2024:



In addition to price and product quality, we compete on the basis of technical support and customer service. We sell our products through both a direct sales force and third-party agents and distributors. Our direct sales, marketing and technical service organizations execute our sales and marketing strategy on a global basis. Due to the technical requirements of TiO₂ applications, our technical service organization and direct sales offices are supported by a regional customer service staff located in each of our major geographic markets.

Our sales and marketing strategy focuses on aligning ourselves with customers growing faster than the market and effective customer management through the development and maintenance of strong relationships. We develop customer relationships and manage customer contact across multiple contact points within the organization including our sales, technical service and marketing, research and development, and customer service teams. These primary points of contact are supplemented by direct contact with plant operations personnel, supply chain specialists, and senior management. We believe that multiple points of customer contact facilitate efficient problem solving, supply chain support, formula optimization and co-development of products.

Competitive Conditions of TiO₂ Pigment

The global market in which our TiO₂ pigment business operates is highly competitive. Competition is based on a number of factors such as price, product quality and service. We face competition from both chloride process pigment producers and sulfate process pigment producers. Moreover, because transportation costs are minor relative to the cost of our product, there is also competition between products produced in one region versus products produced in another region.

We face competition from global competitors with headquarters in Europe, the United States and China, including Chemours, LB Group, Kronos Worldwide Inc., INEOS, and Venator. In addition, we compete with numerous regional producers particularly in Eastern Europe and China.

Research and Development

We have research and development facilities that aim to develop new products, service our products, and focus on applied research and development of both new and existing processes. The majority of scientists supporting our TiO₂ pigment product development and testing are located in Oklahoma City, Oklahoma, USA and Stallingborough, UK, while the majority of scientists supporting our TiO₂ ultrafine specialty business are located in Thann, France. In addition, the research and development personnel relating to our mineral sands operations are located in Australia and South Africa. Our research and development initiatives for concentration and separation of REOs is centered in Perth, Australia.

New process developments are focused on increased throughput, efficiency gains and general processing-related improvements for our customers. Ongoing development of process technology contributes to cost reduction, enhanced production flexibility, increased capacity, and improved consistency of product quality. Process technology research also pertains to concentration and separation of monazite into neodymium (Nd), praseodymium (Pr), terbium (Tb), and dysprosium (Dy), the types of REOs that are most in demand for EV and wind turbine applications.

During 2024, as a result of changes in certain regulations regarding a key treatment chemical used in the manufacturing of TiO₂ products, we launched a new global coatings product. In addition, sustainable by design principals continue to be a focus of

our research and development activities to align with the Company's stated sustainability goals. Moreover, we continued to focus on technology transfers across our pigment plants to help us realize the full potential of our global manufacturing footprint. During 2024, we also made progress on expanding our coatings and plastics capabilities in EMEA and APAC to support growth within those regions. In addition, we also continued to support rare earth initiatives which resulted in improvements in the characterization and transformation of raw materials that could be used in the rare earth space. With regards to our TiO₂ ultrafine specialty business, in 2024, research and development activities focused on a broad array of areas including direct lithium extraction, carbon capture, catalysts for low carbon fuels and developing more effective DeNOx catalysts for use in automotive and power generation.

Patents, Trademarks, Trade Secrets and Other Intellectual Property Rights

Protection of our proprietary intellectual property is important to our business. At December 31, 2024, we held 73 patents and 4 patent applications in the U.S., and approximately 541 in foreign counterparts, including both issued patents and pending patent applications. Our U.S. patents have expiration dates ranging through 2044. Additionally, we have 11 trademark registrations in the U.S. and 3 trademark applications in the U.S., as well as 313 trademark counterpart registrations and applications in foreign jurisdictions.

We also rely upon our unpatented proprietary technology, know-how and other trade secrets. The substantial majority of our patents and trade secrets relate to our chloride products, surface treatments, chlorination expertise, and oxidation process technology, and this proprietary chloride production technology is an important part of our overall technology position. However, much of the fundamental intellectual property associated with both chloride and sulfate pigment production is no longer subject to patent protection. At Namakwa Sands, we rely on intellectual property for our smelting technology, which was granted to us in perpetuity by Anglo American South Africa Limited for use on a worldwide basis, pursuant to a non-exclusive license.

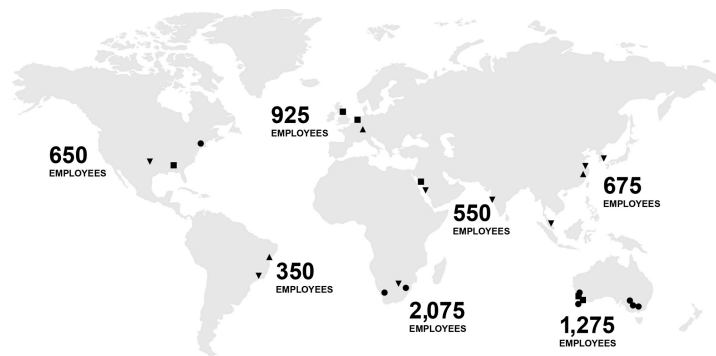
While certain of our patents relating to our products and production processes are important to our long-term success, more important is the operational knowledge we possess. We also use and rely upon unpatented proprietary knowledge, continuing technological innovation and other trade secrets to develop and maintain our competitive position. We conduct research activities and protect the confidentiality of our trade secrets through reasonable measures, including confidentiality agreements and security procedures. We protect the trademarks that we use in connection with the products we manufacture and sell, and have developed value in connection with our long-term use of our trademarks. See "Risk Factors—If our intellectual property were compromised or copied by competitors, or if competitors were to develop similar intellectual property, our results of operations could be negatively affected. Further, third parties may claim that we infringe on their intellectual property rights which could result in costly litigation."

Human Capital

Tronox employs approximately 6,500 people across six continents, and we believe it is our rich diversity and exceptional operational and technical expertise that, combined with our vertical integration model, position Tronox as the world's leading vertically integrated manufacturer of titanium dioxide pigment. Recognizing the importance of our human capital, one of our core strategies is to foster a high-performance culture in which we strive for zero harm and operational excellence, while harnessing technology and encouraging innovation to create value, all while empowering our people. In addition, we have placed a priority around developing leaders who will help us effectively (i) acquire, develop and nurture our talent, and (ii) foster a culture that embodies the values that are important to us, starting with safety and operating our business responsibly.

People

Because we operate both titanium ore mines and titanium dioxide pigment plants, and because our operations span the world, we require specialty skills in mining and TiO₂ pigment manufacturing. We also need people who are willing to learn skills across both mining and chemicals operations and who can help us extract value from our integrated model. The below map sets forth the approximate number of employees as of December 31, 2024, in each of the global regions in which we operate.



Accordingly, we place a high priority on knowledge transfer (including by relocating skilled leaders across countries and between mining and TiO₂ pigment operations, by staffing high-potential employees in regions on global projects, and by enabling collaboration in global centers of excellence), and we place a high priority on fostering diversity, equity and inclusion. We are committed to creating an organization where leaders encourage a diverse workforce, where people feel valued and respected, have access to opportunities, and in which a variety of different voices are encouraged and heard. For instance, during 2024, we continued our cultural awareness program in which employees were invited to attend panel-style webinars to learn more about the cultures of the countries where we operate. In addition, in 2024, our D&I regional chapters focused on implementing global initiatives around improvements to our new employee onboarding process to ensure new hires are aware of our D&I programs and how they can participate.

We also place an uncompromising focus on operating safe, reliable, and responsible facilities, and we measure our progress with both safety metrics and leading indicators. We believe every employee and contractor has a responsibility for safety, and we proactively identify and manage risk, conduct ourselves responsibly, exercise good judgement, and take accountability for our actions. In 2024, our employees worked approximately 12 million hours with 20 recordable injuries and no fatalities from our operations, and our contractors worked approximately 12 million hours with 19 recordable injuries and no fatalities from our operations.

Culture

We aim to create an organizational culture where employees unleash their full value through living our values, and fostering a high-performance culture. We apply an "outward mindset" by which we mean that each employee should be highly aware of the organization's goals and how his or her individual actions affect the entire organization. In 2024, we utilized focus groups around the organization to gain further insight into the results of a cultural survey initiated during 2023. As a result of the feedback from the survey, we developed and launched several new programs and initiatives. We believe we can have the most success fostering a high performance culture by setting high expectations for each other and modelling ways of work done well, enrolling our people into fulfilling our vision and strategy, and investing the success and fulfillment of our people.

Nearly all of our employees have been through training and development courses which instill the principles of working with an outward mindset. The consistent training and reinforcement of the importance of acting with an outward mindset has enabled us to transform our culture. We believe this cultural transformation is reflected in our results, starting with safety: our people truly care for one another, and not only other employees, but also our contractors, visitors and communities. Shaped by an outward mindset, our people have embraced our global diversity and are naturally inclusive.

Today, we are a collaborative group of people who naturally want to be helpful to others, and we adjust our own efforts to make our colleagues' work easier, however we can.

Building on the foundation of applying an outward mindset, we have adopted a set of core values that describes our expectations of one another, starting with safety. Every performance review starts with a self-assessment and manager's assessment of our consistency in living our values. Employees are encouraged – and provided a toolkit – to develop in the values where they are weak, and to help coach others in the values where they are strong.

Tronox Core Values

[TABLE OF CONTENTS](#)

- We have an uncompromising focus on operating safe, reliable and responsible facilities.
- We honor our responsibility to create value for stakeholders.
- We treat others with respect, and act with personal and organizational integrity.
- We build our organization with diverse, talented people who make a positive difference and we invest in their success.
- We are adaptable, decisive and effective.
- We are trustworthy and reliable, and we build mutually rewarding relationships.
- We share accountability, and have high expectations for ourselves and one another.
- We do the right work the right way in every aspect of our business.
- We celebrate the joy of working together to accomplish great things.

Capabilities

At Tronox we lead with safety. To ensure we live this value with impact, a key focus of our strategy is to drive risk reduction with an updated safety program focused on leading indicators. This program is intended to help find areas for the Company to make improvements and make our business safer with initiatives that would not be accomplished otherwise. In 2024, we completed numerous projects to reduce risk and increase workplace pride. In 2025, we plan to broaden the scope of such activities as our teams continue to generate action items that we believe will make our operations safer.

In addition, our employees are further guided by our code of conduct and business ethics and we conduct annual global training to help them fully understand and comply with our code of conduct.

We also have a rigorous succession planning process with respect to key positions throughout the organization. We believe such process allows us to proactively develop the talent of the future and allows us to move with speed and agility when leadership changes are required. As part of the succession planning process, high potential leaders are identified and development plans are completed for each candidate.

Sustainability

Our business requires an unwavering focus on sustainable operating practices, and our commitment to sustainability supports our overall vision to be the leader in shaping a sustainable, thriving world through enriched and refined minerals and a key pillar of our strategy to be the benchmark for sustainability. As such, we integrate sustainability into every aspect of our business—from our culture and our strategy to our operating practices. We believe sustainable operations enable us to better control costs and manage our environmental footprint. Sustainability also encompasses providing our employees with a safe, diverse workplace and offering them opportunities to grow and develop. Ultimately, safe, environmentally sustainable operations demonstrates our respect for our communities and supports our continued privilege to operate.

Our sustainability efforts are also focused on reducing Tronox's carbon footprint. Our detailed and actionable roadmap for reducing carbon emissions in the short-, medium- and long-term demonstrates Tronox's commitment to mitigating the impact of climate change. Our roadmap covers 100% of our operations and is based on a thorough analysis of our carbon footprint and step-by-step plans to reduce it. The majority of our greenhouse gas ("GHG") emissions are generated from our TiO₂ slag furnaces in South Africa, synthetic rutile kiln in Western Australia, and TiO₂ pigment plants in the United States, United Kingdom, France, Brazil, China, Netherlands, Australia, and the Kingdom of Saudi Arabia.

We aim to reduce Scope 1 and Scope 2 emission intensity 25% by the end of 2025 and 50% by the end of 2030, in each case against a 2019 baseline. During 2024, a 200 MW solar energy project in South Africa we first announced in Q1 2022 became fully operational. This project is expected to reduce Tronox's global Scope 1 and 2 emissions by approximately 13%. In addition, in June 2024, we announced a second large-scale renewable energy project in South Africa that is expected to be fully operational by the end of 2027. Upon completion of such project, the Company expects that approximately 70% of its South African needs will be satisfied by renewable energy. It remains our long-term goal to achieve "net zero" carbon emissions by 2050. We believe the Company's dedication to these significant renewable energy projects are just two examples of how Tronox is committed to being a leader when it comes to corporate sustainability and protection of the environment.

Environmental, Health and Safety Authorizations

Mining

Our facilities and operations are subject to extensive general and industry-specific environmental, health and safety regulations in jurisdictions where we operate, but particularly South Africa and Australia. These regulations include those relating to mine rehabilitation, liability provision, water management, the handling and disposal of hazardous and non-hazardous materials, and occupational health and safety. The various legislation and regulations are subject to a number of internal and

[TABLE OF CONTENTS](#)

external audits. We believe our mineral sands operations are in compliance, in all material respects, with existing health, safety and environmental legislation and regulations.

Regulation of the Mining Industry in South Africa

The South African mining regulatory regime is comprehensive and requires regular reporting to applicable government departments. A failure to, among other things, comply with any such reporting requirements or the conditions of any mining license could result in extended mandatory shutdown periods, license and/or mining right suspensions or revocations all of which could impact our business.

In South Africa, the primary legislative enactments with which our mines are required to comply are the Mineral and Petroleum Resources Development Act ("MPRDA") which governs the acquisition and retention of prospecting and mining rights. In addition, the Mine Health and Safety Act governs the manner in which mining must be conducted from a health and safety perspective, while the National Environmental Management Act (and its subsidiary legislation) provides the underlying framework with respect to environmental rules and regulation for which our operations must comply. For additional details regarding other South African legislative enactments that govern our mining licenses please see the section entitled "Risk Factors" set forth elsewhere in this Form 10-K.

Regulation of the Mining Industry in Australia

Each Australian state and territory has its own legislation regulating the exploration for and mining of minerals. Our key exploration and mining operations are regulated by the Mining Act 1978 (WA), the Mining Act 1992 (NSW) and their related regulations.

In Western Australia, State Agreements are contracts between the State and the proponents of major resources projects within Western Australia, and are intended to foster resource development and related infrastructure investments. These agreements are approved and ratified by the Parliament of Western Australia. The State Agreement relevant to the development of certain of our Western Australian operations is the agreement authorized by the Mineral Sands (Cooljarloo) Mining and Processing Agreement Act 1988 (WA). This agreement concluded in March 2020 and Tronox's rights and obligations are now covered by the Western Australian Mining Act.

Regulation of Finished Product Manufacturing

Our business is subject to extensive regulation by federal, state, local and foreign governments. Governmental authorities regulate the generation and treatment of waste and air emissions at our operations and facilities. At many of our operations, we also comply with worldwide, voluntary standards developed by the International Organization for Standardization ("ISO"), a nongovernmental organization that promotes the development of standards and serves as a bridging organization for quality and environmental standards, such as ISO 9002 for quality management and ISO 14001 for environmental management.

Chemical Registration

As a chemical manufacturer with global operations, we are subject to a wide array of regulations regarding the import, export, labelling, use, storage and disposal of our products. We are obliged to comply with the regulation of chemical substances and inventories under the Toxic Substances Control Act in the United States and the Registration, Evaluation and Authorization of Chemicals ("REACH") regulation in Europe, as well as a growing list of analogous regimes in other parts of the world, including China, South Korea and Taiwan. Manufacturers and importers of chemical substances must register information regarding the properties of their existing chemical substances with the European Chemicals Agency ("ECHA"). REACH regulations require chemical substances which are newly imported or manufactured in the EU to be registered before being placed on the market, assessed for human health or environmental risk and for registrations to be updated periodically such as when new information emerges relevant to human health or environmental risks associated with the production or use of the substance. For additional information on this topic, see section entitled "Risk Factors - Risks Relating to our Legal and Regulatory Environment - Our TiO₂ products are subject to increased regulatory scrutiny that may impede or inhibit widespread usage of TiO₂ and / or diminish the Company's ability to sustain or grow its business or may add significant costs of doing business."

Greenhouse Gas Regulation

Globally, our operations are subject to regulations that seek to reduce emissions of GHGs. We currently report and manage GHG emissions as required by law for sites located in jurisdictions requiring such managing and reporting of GHGs, primarily the European Union, United Kingdom and Australia. For additional information on this topic, see section entitled "Risk Factors – Risks Relating to our Legal and Regulatory Environment - ESG issues, including those related to climate change and

sustainability, may subject us to additional costs and restrictions, including increased energy and raw material costs, which could have an adverse effect on our business, financial condition and results of operations, as well as damage our reputation."

Available Information

Our public internet site is <http://www.tronox.com>. The content of our internet site is available for information purposes only and is included as an inactive textual reference. It should not be relied upon for investment purposes, nor is it incorporated by reference into this annual report on Form 10-K unless expressly noted. We make available, free of charge, on or through the investor relations section of our internet site, our annual reports on Form 10-K, quarterly reports on Form 10-Q, current reports on Form 8-K, proxy statements and Forms 3, 4 and 5 filed on behalf of directors and executive officers, as well as any amendments to those reports filed or furnished pursuant to the U.S. Securities and Exchange Act of 1934, as amended (the "Exchange Act") as soon as reasonably practicable after we electronically file such material with, or furnish it to, the U.S. Securities and Exchange Commission (the "SEC").

We file current, annual and quarterly reports, proxy statements and other information required by the Exchange Act with the SEC. Our SEC filings are also available to the public from the SEC's internet site at <http://www.sec.gov>. The content of the SEC's internet site is available for informational purposes only and is included as an inactive textual reference. It should not be relied upon for investment purposes, nor is it incorporated by reference into this annual report on Form 10-K unless expressly noted.

Item 1A. Risk Factors

You should carefully consider the risk factors set forth below, as well as the other information contained in this Form 10-K, including our consolidated financial statements and related notes. This Form 10-K contains forward-looking statements that involve risks and uncertainties. Any of the following risks could materially and adversely affect our business, financial condition and results of operations. Additional risks and uncertainties not currently known to us or those we currently view to be immaterial may also materially and adversely affect our business, financial condition and results of operations. The following risk factors are not necessarily presented in order of relative importance and should not be considered to represent a complete set of all potential risks that could affect our business, financial condition and results of operations.

RISKS RELATING TO OUR BUSINESS

Market conditions, as well as global and regional economic downturns that adversely affect the demand for our end-use products, could adversely affect the results of our operations and the prices at which we can sell our products, thus, negatively impacting our financial results.

Our revenue and results of operations are significantly dependent on sales of TiO₂ products and zircon. Demand for these products historically have been linked to global, regional and local GDP and discretionary spending, which can be negatively impacted by regional and world events or economic and market conditions. Such events can cause a decrease in demand for our products and market prices to fall, which may have an adverse effect on our results of operations and financial condition. A substantial portion of our products and raw materials are commodities that reprice as market supply and demand fundamentals change. Accordingly, product margins and the results of operations tend to vary with changes in the business cycle.

A significant portion of the demand for our TiO₂ products comes from manufacturers of paint and plastics. A significant portion of the demand for zircon comes from the construction and other industrial end markets. Our customers may experience significant fluctuations in demand for their own end products because of economic conditions, changes in consumer demand, or increases in raw material and energy costs. In addition, with respect to the zircon market, we believe that China currently accounts for approximately 50% of the world's demand for zircon. As such, any prolonged economic downturn in China could result in reduced zircon and TiO₂ demand in China which could have a material adverse effect on our business and financial results.

The price of our products, in particular, TiO₂, zircon, and pig iron, have been, and in the future may be, volatile. Price declines for our products will negatively affect our financial position and results of operations.

Historically, the global market for TiO₂, zircon and pig iron have been volatile, and those markets are likely to remain volatile in the future. Prices for TiO₂, zircon and pig iron may fluctuate in response to relatively minor changes in the supply of, and demand for, these products, market uncertainty and other factors beyond our control. Factors that affect the price of our products include, among other things:

- overall economic conditions;
- the level of customer demand particularly in the paint, plastics and construction industries;
- the level of production and exports of our products globally, including the impact of competitors increasing their capacity and exports;
- the level of production and cost of materials, such as chlorine, sulfuric acid and anthracite, used to produce our products, including rising prices of raw materials due to inflation;
- the cost of energy consumed in the production of TiO₂ and zircon, including the price of natural gas, electricity and pet coke;
- domestic and foreign governmental regulations, tariffs or other trade disputes, regulations and taxes;
- political conditions or hostilities and unrest in regions where we manufacture and/or export our TiO₂, zircon and feedstock/other products; and
- major public health issues, such as COVID-19, which could cause, among other things, macroeconomic disruptions.

Pricing pressure, along with demand fluctuations, with respect to our TiO₂ products, zircon and pig iron can make it difficult to predict the cash we may have on hand at any given time, and a prolonged period of price declines and/or demand declines may materially and adversely affect our financial position, liquidity, ability to service and repay our debt, pay dividends, operate our business, fund our liquidity and capital needs, including to finance planned capital expenditures and results of operations.

Our industry and the end-use markets in which we compete are highly competitive and are characterized by excessive production capacity, particularly in China. Competition and excess production capacity may adversely affect our results of operations and operating cash flows.

Each of our markets is highly competitive. Competition in the TiO₂ industry is based on a number of factors such as price, product quality, and service. We face significant competition from major international and smaller regional competitors, especially producers in China. Chinese producers have significantly expanded their TiO₂ production capacity in recent years and the volume of their exports and have publicly announced their intention to continue to expand their TiO₂ production capacity and aggressive exports efforts. Moreover, the increased Chinese TiO₂ production capacity, along with the prolonged economic downturn in China, is resulting in increasing quantities of TiO₂ being exported to other regions of the world in which we compete typically at lower prices.

We compete with a large number of mining companies with respect to zircon. Zircon producers generally compete on the basis of price, quality, logistics, delivery, payment terms and consistency of supply. Moreover, increased Chinese production of zircon from heavy mineral concentrates imported from Africa and Australia, along with the prolonged economic downturn in China, is resulting in increasing quantities of zircon being exported by China to other regions of the world in which we compete.

In addition, we face substantial risk that our customers could switch to our competitors' products in response to any number of developments including lower price offerings by our competitors for substantially the same products, new product development by competitors, or with respect to zircon customers, switching to lower priced substitute products. Our inability to develop, produce or market our products to compete effectively against our competitors could have a material adverse effect on our business, financial condition, results of operations and cash flow.

Although certain jurisdictions have imposed anti-dumping duties or similar duties against TiO₂ imports from China, there can be no assurance that such duties will benefit our business, and if such duties are reduced, removed or not extended, it could have a material adverse effect on our results of operations and financial position.

The European Commission and Brazilian governments have both imposed anti-dumping duties on the importation of TiO₂ products originating in China. The anti-dumping duties imposed by the European Commission in January 2025 are definitive and will remain in effect for an initial period of five years until January 2030 with the possibility of an extension for an additional five years. The anti-dumping duties imposed by Brazil's Chamber of Foreign Trade are provisional and will be in place until April 2025 with the possibility that they will become definitive on or around June 2025 for a five-year period. In addition, the trade defense agency in India has announced anti-dumping duties that, subject to approval by the Indian Ministry of Finance, will go into effect in the near future and the Kingdom of Saudi Arabia (KSA) has announced that it is investigating whether dumping of TiO₂ products originating in China may be imposed in the Kingdom.

We may benefit from these duties due to the impact they may have on the price at which Chinese importers sell TiO₂ in these jurisdiction as well as on the volume of exports of Chinese-made TiO₂ to these jurisdictions. However, there can be no assurance that these duties will prove effective in increasing the price at which such Chinese producers sell TiO₂ in the jurisdictions that

have or will impose anti-dumping duties nor in decreasing the volume of TiO_2 sold by Chinese exporters. Moreover, the Brazilian government may elect to allow the provisional duties to expire without imposing definitive duties; the Indian Ministry of Finance may not approve the anti-dumping duties recommended by the Indian trade defense agency; and KSA may determine that Chinese producers are not, in fact, dumping TiO_2 in the KSA market or may impose duties that are insufficient to effect Chinese export behavior. Any of these outcomes could have a material adverse effect on our results of operations and financial position. Anti-dumping duties are generally subject to periodic reviews and, occasionally, legal challenges, which can result in their revocation, suspension or reduction. If these anti-dumping duties and tariffs were to be revoked or reduced in the future, or if they do not adequately combat China's unfair trade practices, our results of operations and financial position could be adversely impacted.

We also benefit from the duties issued by the U.S. government pursuant to Section 301 of the Trade Act of 1974 on Chinese-origin TiO_2 products, which are currently set at 25% ("Section 301 Duties"). Similar to anti-dumping duties, these duties impact the volume and price of Chinese TiO_2 products originating in China imported into the United States. Section 301 Duties may be modified, removed, extended, reduced or increased by executive action, or TiO_2 could be excluded from the Section 301 Duties in the future. Any such changes to the Section 301 Duties on TiO_2 products could have a material adverse effect on our results of operations and financial position.

An increase in the price of energy or other raw materials, or an interruption in our energy or other raw material supply, could have a material adverse effect on our business, financial condition and results of operations.

Our mining, beneficiation, smelting and production processes consume significant amounts of energy and raw materials, the costs of which can be subject to worldwide, as well as, local supply and demand, as well as other factors beyond our control. Fuel and energy linked to commodities, such as diesel, natural gas, heavy fuel oil and pet coke, and other consumables, such as chlorine, sulfuric acid, illuminating paraffin, electrodes, sulfur and anthracite, consumed in our TiO_2 manufacturing and mining operations form an important part of our TiO_2 operating costs. We have no control over the costs of these consumables, many of which are linked to some degree to the price of oil, and the costs of many of these raw materials may fluctuate widely for a variety of reasons, including changes in availability, major capacity additions or reductions, or significant facility operating problems. Moreover, the ongoing Russia and Ukraine conflict has resulted in, and may continue to result in, increased uncertainty with respect to the supply of energy and other energy-dependent commodities for our TiO_2 production facilities located in the European Union and the United Kingdom, as well as other raw materials, such as anthracite, for our slag furnaces located in South Africa. Increased costs of electricity and disruptions in the supply of electricity due to long-standing operational issues at the sole, state-owned energy supplier in the Republic of South Africa, Eskom, could increase the costs of production, or disrupt operations, at our mines and beneficiation operations in that country. Availability of such consumables could also be impacted by transportation capacity constraints or other interruptions. These fluctuations could negatively affect our operating margins, our results of operations or planned capital expenditures. In addition, due to our global footprint and reliance on key raw materials from around the world, we are particularly reliant on shipping vessels to transport such raw materials as well as our finished goods. As a result of the current Middle East conflict, there is increasing pressure on shipping vessels to potentially avoid key shipping routes through the Red Sea and the Suez Canal which could result in a reduction of available shipping vessels and/or increased shipping costs. As the costs of raw materials, utilities, transportation and similar costs rise, our operating expenses will increase and could adversely affect our business, especially if we are unable to pass price increases relating to raw materials, utilities, transportation and similar costs through to our customers.

The markets for many of our products have seasonally affected sales patterns.

Historically, the demand for our products is subject to seasonal fluctuations. TiO_2 is widely used in paint and other coatings where demand increases prior to the painting season in the Northern Hemisphere (spring and summer). Additionally, although zircon is generally a non-seasonal product, it is negatively impacted by the winter and Chinese New Year celebrations due to reduced zircon demand from China. We may be adversely affected by existing or future cyclical changes, and such conditions may be sustained or further aggravated by anticipated or unanticipated changes in regional weather conditions. For example, poor weather conditions in a region can lead to an abbreviated painting season, which can depress consumer sales of paint products that use TiO_2 .

We are dependent on, and compete with other mining and chemical businesses for, key human resources in the countries in which we operate, and our business will suffer if we are unable to hire or deploy highly skilled employees.

We compete with other chemical and mining companies, and other companies generally, in the countries in which we operate to attract and retain key human resources at all levels with the appropriate technical skills and operating and managerial experience necessary to continue operating and expanding our businesses. These operations use modern techniques and equipment and accordingly require various types of skilled workers. The success of our business will be materially dependent

upon the skills, experience and efforts of our key officers and skilled employees. Competition for skilled employees may cost us in terms of higher labor costs or reduced productivity. In addition, certain of our production facilities and mining operations are situated in remote locations which may make it more difficult to attract and retain the skilled workers required. As a result, we may not be able to attract, retain and deploy skilled and experienced employees. Should we lose any of our key personnel or fail to attract, retain and deploy key qualified personnel or other skilled employees, our business may be harmed and our operational results and financial condition could be affected.

Given the nature of our chemical, mining and smelting operations, we face a material risk of liability, production delays and additional expenditures from industrial accidents.

Our business is exposed to, among other things, industrial accidents the occurrence of which could delay production, suspend operations, increase repair, maintenance or medical costs and, due to the vertical integration of our operations, could have an adverse effect on the productivity and results of operations of a particular manufacturing facility or on our business as a whole. Furthermore, during operational breakdowns resulting from any such industrial accident, the relevant facility may not be restored to full operations within the anticipated timeframe, which could result in further business losses. Over our operating history, we have incurred incidents of this nature. For instance, in 2023, as a result of a fire at the supplier of 100% of our Botlek, Netherlands TiO₂ pigment plant's steam needs, such plant was forced to be taken offline for several months which impacted our 2023 financial results. If any of the equipment on which we depend were severely damaged or were destroyed by fire or otherwise, we may be unable to replace or repair it in a timely manner or at a reasonable cost, which would impact our ability to produce and ship our products, which would have a material adverse effect on our business, financial condition and results of operations.

Equipment failures and deterioration of assets may lead to production curtailments, shutdowns or additional expenditures.

Our operations depend upon critical equipment that must be periodically maintained and upgraded in order to avoid suffering unanticipated breakdowns or failures. The occurrence of equipment failures or deterioration of assets could delay production, suspend operations, increase repair, maintenance or medical costs and, due to the vertical integration of our operations, could have an adverse effect on the productivity and results of operations of a particular manufacturing facility or on our business as a whole. In addition, assets critical to our mining and chemical processing operations may deteriorate due to wear and tear or otherwise sooner than we currently estimate. Such deterioration may result in additional maintenance spending and additional capital expenditures. If these assets do not generate the amount of future cash flows that we expect, and we are not able to refurbish them or procure replacement assets in an economically feasible manner, our future results of operations may be materially and adversely affected.

Our results of operations and financial condition could be seriously impacted by security breaches, including cybersecurity incidents.

We rely on information technology systems across our operations to manage our business including, but not limited to, our accounting, finance, and supply chain functions. Our information technology is provided by a combination of internal and external services and service providers. Further, our business involves the use, processing, storage and transmission of information about customers, suppliers and employees using such information technology systems. Our ability to effectively operate our business depends on the security, reliability and capacity of these systems.

Like most major corporations, during the normal course of business, we have been the target of cyberattacks, including phishing or ransomware attacks, from time to time, and we expect to be the target of such cyberattacks in the future. For instance, the Cristal business we acquired in April 2019 was subject to a significant cybersecurity attack in 2017. Failure to effectively prevent, detect and recover from security breaches, including attacks on information technology and infrastructure by hackers; viruses; breaches due to employee error or actions; or other disruptions could seriously harm our operations as well as the operations of our customers and suppliers. Such serious harm can involve, among other things, misuse of our assets, business disruptions, loss of data, unauthorized access to trade secrets and confidential business information, unauthorized access to personal information, legal claims or proceedings, reporting errors, processing inefficiencies, negative media attention, reputational harm, loss of sales, remediation and increased insurance costs, and interference with regulatory compliance. We have experienced, and expect to continue to experience, these types of cybersecurity threats and incidents, which may be material.

We have put in place training and security measures designed to protect against cyberattacks, phishing, security breaches and misappropriation or corruption of our systems, intentional or unintentional disclosure of confidential information, or disruption of our operations. As these threats continue to evolve, particularly around cybersecurity, we may be required to expend significant resources to enhance our control environment, processes, practices and other protective measures. Despite these efforts, we may not be able to prevent cyberattacks and other security breaches and such events could materially adversely affect our business, financial condition and results of operations.

Our ore resources and reserve estimates are based on a number of assumptions, including mining and recovery factors, future cash costs of production and ore demand and pricing. As a result, ore resources and reserve quantities actually produced may differ from current estimates.

The mineral resource and reserve estimates are estimates of the quantity and ore grades in our mines based on the interpretation of geological data obtained from drill holes and other sampling techniques, as well as from feasibility studies. The accuracy of these estimates is dependent on the assumptions and judgments made in interpreting the geological data in accordance with established guidelines and standards. Our mineral reserves represent the amount of ore that we believe can be economically mined and processed, and are estimated based on a number of factors.

There is significant uncertainty in any mineral reserve or mineral resource estimate. Factors that are beyond our control, such as the ability to secure mineral rights, the sufficiency of mineralization to support mining and beneficiation practices and the suitability of the market may significantly impact mineral resource and reserve estimates. The actual deposits encountered and the economic viability of mining a deposit may differ materially from our estimates. Since these mineral resources and reserves are estimates based on assumptions, we may revise these estimates in the future as we become aware of new developments. To maintain TiO₂ feedstock and zircon production beyond the expected lives of our existing mines or to increase production materially above projected levels, we will need to access additional reserves through exploration or discovery.

If we are unable to innovate and successfully introduce new products, or new technologies or processes reduce the demand for our products or the price at which we can sell products, our results of operations could be adversely affected.

Our industries and the end-use markets into which we sell our products experience periodic technological change and product improvement. Our financial condition and results of operations could be adversely affected if we are unable to gauge the direction of commercial and technological progress in key end-use markets or if we fail to fund and successfully develop, manufacture and market products in such changing end-use markets.

In addition, new technologies or processes have the potential to replace or provide lower-cost alternatives to our products, such as new processes that reduce the amount of TiO₂ or zircon content in consumer products which in turn could depress the demand and pricing for TiO₂ or zircon, respectively. We cannot predict whether technological innovations will, in the future, result in a lower demand for our products or affect the competitiveness of our business. We may be required to invest significant resources to adapt to changing technologies, markets and competitive environments.

RISKS RELATING TO THE GLOBAL NATURE OF OUR BUSINESS

We are exposed to the risks of operating a global business.

We have operations in jurisdictions around the globe which subjects us to a number of risks, including:

- adapting to unfamiliar regional and geopolitical conditions and demands, including political instability, civil unrest, expropriation, nationalization of properties by a government, imposition of sanctions, changes to import or export regulations and fees, renegotiation or nullification of existing agreements, mining leases and permits;
- increased difficulties with regard to political and social attitudes, laws, rules, regulations and policies within countries that favor domestic companies over non-domestic companies, including customer- or government-supported efforts to promote the development and growth of local competitors;
- economic and commercial instability risks, including those caused by sovereign and private debt default, corruption, and new and unfamiliar laws and regulations at national, regional and local levels, including taxation regimes, tariffs and trade barriers, including any additional tariffs in the United States or retaliatory tariffs imposed by other governments, exchange controls, repatriation of earnings, and labor and environmental and health and safety laws and regulations;
- implementation of additional technological and cybersecurity measures and cost reduction efforts, including restructuring activities, which may adversely affect our ability to capitalize on opportunities;
- major public health issues, such as COVID-19, which could cause, and have caused, disruptions in our operations or workforce;
- war, political conditions, hostilities, including, but not limited to, the ongoing Russia and Ukraine and Middle East conflicts, or terrorist activities;
- difficulties enforcing intellectual property and contractual rights in certain jurisdictions; and
- unexpected events, including fires or explosions at facilities, and natural disasters, including as a result of climate-related events.

South Africa, where we have large mining assets and derive a significant portion of our revenue and profit, poses distinct operational risks which could affect our business, financial condition and results of operations.

In South Africa, we currently operate two significant mining assets, as well as accompanying separation plants and smelting operations, and derive a significant portion of our profit from the sale of zircon. Our mining and smelting operations depend on the electrical grid operated by Eskom, the sole-state-owned energy supplier, as well as the electrical power generated by Eskom. In the past, Eskom has not been able to reliably provide electrical power and there is no assurance that such reliability of electrical power and the associated energy grid will continue in the future which could have a material adverse effect on our business, financial condition and results of operations. In addition, we have also experienced increased electricity prices in the past and future price increases are expected to occur.

Our operations in South Africa are reliant on services provided by the State-owned, sole provider of rail transport, Transnet Freight Rail and ocean transport, Transnet National Port Authority (collectively "Transnet"). Furthermore, Transnet provides extensive dockside services at both the ports of Richards Bay and Saldanha Bay from where we export bulk quantities of TiO₂ feedstock to our pigment plants worldwide and pig iron. Like Eskom, Transnet faces chronic operational and financial challenges. In 2021, Port of Richards Bay, which is owned and operated by Transnet, was impacted by two separate events, including a significant fire, which damaged part of the Port's infrastructure, causing increased shipment delays and costs to us. Currently, Transnet's rail transport services at the Port of Richards Bay is not operational, and as such, we are presently using trucking services to transport all of our raw material from our KZN operations to the port of Richards Bay. Shipment delays at the port of Richards Bay have persisted for the last several years, including 2024, and we believe such delays will continue in 2025 and beyond. Delays or interruptions at either the rail service or the ports in which we receive and/or export material could have a negative impact on our business, financial condition and results of operations.

In addition, our KZN Sands operations currently use approximately 348,000 gigajoules of Sasol gas annually, which is currently available only from Sasol Limited (Sasol). As such, an interruption in the supply of gas from Sasol could have a material adverse effect on our business, financial conditions and results of operations.

In addition, under South African law, our South African mining operations are subject to various environmental authorizations that govern each operation. These authorizations require, among other conditions, that mining operations maintain certain environmental standards, including air and water quality limits and post-rehabilitation obligations. Any changes by governmental authorities to these limits and license conditions could increase our costs of operations thereby affecting our operational results and financial condition.

The aforementioned operational risks, as well as any other foreseen or unforeseen operational risks primarily related to doing business in South Africa, could have a material adverse effect on our business, financial condition and results of operations.

As an emerging market, South Africa poses a challenging array of long-term political, social and economic risks.

South Africa continues to undergo political, social and economic challenges. For example, in 2021, unprecedented and politically motivated civil unrest in South Africa resulted in significant damage to the national supply chains and logistics. The primary area of unrest was near to our KZN operations. Changes to, or instability in, the economic, social or political environment in South Africa which cause civil unrest, shortages of production materials, interruptions to transportation networks, or labor unrest could result in production delays and production shortfalls, and materially impact our production and results of operations.

The South African government has recently embarked on a process of identifying and securing land for persons who were previously dispossessed of such land as a result of Apartheid policies. In December 2019, the South African government released a draft land expropriation bill for public comment. The land expropriation bill contemplates that, where it is in the "public interest", land may be expropriated by the South African government, without compensation being payable to the current owners. While the South African government has indicated that such measures will be applied initially to state-owned land, it is possible that such measures may extend to agricultural and mining areas. In the event that the land on which the Namakwa Sands and KZN Sands operations are situated become the subject of a land claim under any such proposed or future land expropriation bill, it may have a material adverse effect on our business, financial condition and results of operations.

The South African government's exchange control regulations require resident companies to obtain the prior approval of the South African Reserve Bank to raise capital in any currency other than the Rand, and restrict the export of capital from South Africa. While the South African government has relaxed exchange controls in recent years, it is difficult to predict whether or how it will further change or abolish exchange control measures in the future. These exchange control restrictions could hinder

[TABLE OF CONTENTS](#)

our financial and strategic flexibility, particularly our ability to use South African capital to fund acquisitions, capital expenditures, and new projects outside of South Africa.

Our South African operations have been affected by inflation in South Africa in recent years. Employment costs and wages in South Africa have increased in recent years, resulting in significant cost pressures for the mining industry. Prolonged or heightened inflation and associated cost pressures could have a material adverse effect on our business, financial condition and results of operations.

Our South African operations have entered into various collective agreements with organized labor regulating wages and working conditions at our mines and smelter operations. There have been periods when various stakeholders have been unable to agree on dispute resolution processes, leading to threats of disruptive industrial action disputes. Due to the high level of employee union membership, our South African operations are at risk of production stoppages for indefinite periods due to strikes and other labor disputes. Although we believe that we have good labor relations with our South African employees, we may experience labor disputes in the future.

In addition, although we believe that our relationships with our various local communities are good, the areas in which our South African operations are situated are the traditional homelands of various tribal groupings that are historically politically volatile. This volatility persists today and frequently results in violent, destructive behaviors. In addition, the physical security situation continues to deteriorate and we have been the victim of immaterial theft and are aware that other industrial mining operations near ours are frequently the target of sophisticated mineral syndicates capable of stealing industrial minerals on a relatively large scale. Increased volatility, related civil unrest and further deterioration in the security situation may result in production stoppages and/or the destruction and theft of assets, any of which could have a material adverse effect on our business, financial condition and results of operations.

Political and social instability, and unrest, and actual, or potential, armed conflicts in the Middle East region may affect the Company's results of operations and financial position.

Our operations in KSA have been affected in the past, and may be affected in the future, by political, social and economic conditions from time to time prevailing in, or affecting, KSA or the wider Middle East region, including by rocket attacks from armed rebel groups. For example, since 2011, a number of countries in the Middle East region have witnessed, and are currently witnessing, significant social unrest, including widespread public demonstrations, and, in certain cases, armed conflict, terrorist attacks, diplomatic disputes, foreign military intervention and a change of government. In addition, there has recently been an increasing number of attacks on commercial shipping vessels in and around the Red Sea which could ultimately impact the availability of shipping routes and/or ocean freight, as well as increase the shipping costs, for raw material to our Yanbu pigment plant as well as TiO₂ exports out of our Yanbu plant. Specifically, KSA faces a number of challenges arising mainly from the relatively high levels of unemployment among the Saudi youth population, requests for political and social changes, and the security threat posed by certain groups. Should KSA experience similar political and social unrest as found in other countries in the Middle East, the Saudi Arabian economy could be adversely affected, our TiO₂ plant located in Yanbu could be temporarily disrupted or materially adversely affected and our business and operating results could be materially adversely affected.

Our results of operations may be adversely affected by fluctuations in currency exchange rates.

The financial condition and results of operations of our operating entities outside the U.S. are reported in various foreign currencies, primarily the South African Rand, Australian Dollars, Euros, Pound Sterling and Brazilian Real and then converted into U.S. dollars at the applicable exchange rate for inclusion in the financial statements. A significant portion of our costs are denominated in currencies other than the U.S. dollar. As a result, any volatility of the U.S. dollar against these foreign currencies creates uncertainty for, and may have a negative impact on, reported sales and operating margin. In addition, our operating entities often need to convert currencies they receive for their products into currencies in which they purchase raw materials or pay for services, which could result in a gain or loss depending on fluctuations in exchange rates. In order to manage this risk, we have from time to time, entered into forward contracts to buy and sell foreign currencies.

RISKS RELATING TO OUR DEBT AND CAPITAL STRUCTURE

We are a holding company that is dependent on cash flows from our operating subsidiaries to fund our debt obligations, capital expenditures and ongoing operations.

All of our operations are conducted, and all of our assets are owned, by our operating companies, which are our subsidiaries. We intend to continue to conduct our operations at the operating company level. Consequently, our cash flow and our ability to

meet our obligations or make cash distributions depends upon the cash flow of our operating companies, and the payment of funds by our operating companies in the form of dividends or otherwise. The ability of our operating companies to make any payments to us depends on their earnings, the terms of their indebtedness, including the terms of any credit facilities, or indentures, and legal restrictions regarding the transfer of funds.

Our ability to service our debt and fund our planned capital expenditures and ongoing operations will depend on our ability to generate and increase cash flow, and our access to additional liquidity sources. Our ability to generate and increase cash flow is dependent on many factors, including many of other risks described in this section entitled "Risk Factors".

The agreements and instruments governing our debt contain restrictions and limitations that could affect our ability to operate our business, as well as impact our liquidity.

As of December 31, 2024, our total principal amount of debt was approximately \$2.8 billion. Our credit facilities contain covenants that could adversely affect our ability to operate our business, our liquidity, and our results of operations. These covenants may restrict, among other things, our and our subsidiaries' ability to:

- incur or guarantee additional indebtedness;
- complete asset sales, acquisitions or mergers;
- make investments and capital expenditures;
- prepay other indebtedness;
- enter into transactions with affiliates; and
- fund additional dividends or repurchase shares.

Certain of our indebtedness facilities and senior notes include requirements relating to the ratio of adjusted EBITDA to indebtedness or certain fixed charges. The breach of any covenants or obligations in our credit facilities, not otherwise waived or amended, could result in a default under the applicable debt obligations (and cross-defaults to certain other debt obligations) and could trigger acceleration of those obligations, which in turn could trigger other cross defaults under other existing or future agreements governing our long-term indebtedness. In addition, the secured lenders under the credit facilities could foreclose on their collateral, which includes equity interests in our subsidiaries, and exercise other rights of secured creditors. Any default under those credit facilities could adversely affect our growth, our financial condition, our results of operations and our ability to make payments on our credit facilities, and could force us to seek the protection of bankruptcy laws.

We may need additional capital in the future and may not be able to obtain it on favorable terms, and such capital expenditure projects may not realize expected investment returns.

Our business is capital intensive, and our success depends to a significant degree on our ability to maintain our manufacturing operations and invest in those operations to expand capacity and remain competitive from a cost perspective. We may require additional capital in the future to finance capital investments, for a variety of purposes, including (i) replacement of mines that are end of life, (ii) expansion or optimization of existing production facilities or mining operations, (iii) ongoing research and development activities, (iv) business development opportunities in rare earth or other critical minerals, and (v) general working capital needs. For instance, in 2020 we began the implementation of a multi-year global business transformation that includes the acquisition and implementation of new operational and financial systems, technology and processes, including a global ERP system. The implementation of our business transformation involves numerous risks, including (i) new information and operational technologies and systems not being properly designed, integrated, managed and implemented or a delay in such implementation, (ii) diversion of management's attention away from normal daily business operations, (iii) significant or material weaknesses in our financial controls or delays in timely reporting our results of operations, and (iv) initial dependence on unfamiliar systems while training personnel to use new systems. Such risks could significantly increase the program's costs, cause us to fail to achieve the anticipated benefits from the program, and negatively impact our operations, including, our plant's system safety, functionality and effectiveness. Although we have taken, and will continue to take, significant steps to mitigate the potential negative impact of the implementation of such new digital systems, there can be no assurance that these procedures will be completely successful.

Additionally, if we undertake these projects, they may not be completed on schedule, at the budgeted cost, or at all. Moreover, our revenue may not increase immediately upon the expenditure of funds on a particular project. As a result, we may not be able to realize our expected investment return, which could adversely affect our results of operations and financial condition.

RISKS RELATING TO OUR LEGAL AND REGULATORY ENVIRONMENT

Our South African mining rights are subject to onerous regulatory requirements imposed by legislation and the Department of Mineral Resources and Energy, the compliance with which could have a material adverse effect on our business, financial condition and results of operations.

Black economic empowerment (BEE) legislation was introduced in South Africa to address inequalities from the Apartheid system by including historically disadvantaged South Africans in the mainstream economy. BEE legislation requires certain operations to be partially owned by historically disadvantaged South Africans and comply with provisions related to procurement and employment opportunities. On March 1, 2019, Mining Charter III came into effect requiring a 30% BEE shareholding structured through a special purpose vehicle as well as setting forth stringent requirements for procurement, employment quotas, and workers' living conditions. In September 2021, the South African High Court ruled certain provisions of Mining Charter III unconstitutional, creating uncertainty about its status. Prior to Mining Charter III, Mining Charter II governed BEE in the mining sector, with a 26% ownership obligation. Our two South African operating subsidiaries are considered "once empowered always empowered" meaning that those companies with the requisite shareholding base as of December 31, 2014, will always qualify as "empowered" for retaining existing mining rights. This principle was confirmed by the South African High Court and applies to the renewal and transfer of mining rights. However, there is no assurance that any new legislation won't undermine this ruling, potentially having a material adverse effect on the South African companies ownership regime, requiring re-empowerment which will impact our business, financial condition and results of operations. However, there is no assurance that new legislation will not be enacted that would undermine the court's ruling regarding the applicability of "once empowered always empowered" to the renewal and transfer of mining rights. In the event that "once empowered always empowered" does not ultimately apply to the renewal or transfer of mining rights it could have a material adverse effect on our business, financial condition and results of operations.

Our failure to comply with the anti-corruption laws of the U.S. and various international jurisdictions could negatively impact our reputation and results of operations.

Doing business on a global basis requires us to comply with the laws and regulations of the U.S. government and those of various international jurisdictions, and our failure to successfully comply with these rules and regulations may expose us to liabilities. In particular, our operations are subject to U.S. and foreign anti-corruption laws and regulations, such as the U.S. Foreign Corrupt Practices Act ("FCPA"), the U.K. Bribery Act 2010 ("U.K. Bribery Act"), as well as anti-corruption laws of the various jurisdictions in which we operate. Our global operations may expose us to the risk of violating, or being accused of violating, the foregoing or other anti-corruption laws. Such violations could be punishable by criminal fines, imprisonment, civil penalties, disgorgement of profits, injunctions, and exclusion from government contracts, as well as other remedial measures. Investigations of alleged violations can be very expensive, disruptive, and damaging to our reputation. Although we have implemented anti-corruption policies and procedures, there can be no guarantee that these policies, procedures, and training will effectively prevent violations by our employees or representatives in the future. Additionally, we face a risk that our distributors and other business partners may violate the FCPA, the U.K. Bribery Act, or similar laws or regulations. Such violations could expose us to FCPA and U.K. Bribery Act liability and/or our reputation may potentially be harmed by their violations and resulting sanctions and fines.

We are subject to many environmental, health and safety regulations.

Our operations and production facilities are subject to extensive environmental and health and safety laws and regulations at national, international and local levels in numerous jurisdictions relating to use of natural resources, pollution, protection of the environment, mine site remediation, transporting and storing raw materials and finished products, and storing and disposing of hazardous wastes among other materials. Moreover, certain environmental laws impose joint and several and/or strict liability for costs to clean up and restore sites where pollutants have been disposed or otherwise spilled or released. We cannot be certain that we will not incur significant costs and liabilities for remediation or damage to property, natural resources or persons as a result of spills or releases from our operations or those of a third party.

The costs of compliance with the extensive environmental, health and safety laws and regulations or the inability to obtain, update or renew permits required for operation or expansion of our business could negatively impact our results of operations or otherwise adversely affect our business. If we fail to comply with the conditions of our permits governing the production and management of regulated materials, mineral sands mining licenses or leases or the provisions of the relevant jurisdictional laws in which we operate, these permits, mining licenses or leases and mining rights could be canceled or suspended, and we could be prevented from obtaining new mining and prospecting rights, which could materially and adversely affect our business, operating results and financial condition. Additionally, we could incur substantial costs, including fines, damages, criminal or civil sanctions and remediation costs, or experience interruptions in our operations, for violations arising under these laws and regulations, including operating without the required permits, mining licenses or leases and/or mining rights. In the event of a catastrophic incident involving any of the raw materials we use, or chemicals or mineral products we produce, we could incur material costs as a result of addressing the consequences of such event.

Changes to existing laws governing operations, especially changes in laws relating to transportation of mineral resources, the treatment of land and infrastructure, contaminated land, the remediation of mines, tax royalties, waste handling and management, exchange control restrictions, environmental remediation, mineral rights, ownership of mining assets, or the rights to prospect and mine may have a material adverse effect on our future business operations and financial performance. There is risk that onerous conditions may be attached to authorizations in the form of mining rights, water-use licenses, miscellaneous licenses and environmental approvals, or that the grant of these approvals may be delayed or not granted.

Our TiO₂ products are subject to increased regulatory scrutiny, that may impede or inhibit widespread usage of TiO₂ and / or diminish the Company's ability to sustain or grow its business or may add significant costs of doing business.

Current regulatory and societal demands for increased protection against products which may cause cancer, genetic mutations or other long-term health problems are resulting in increased pressure for more stringent regulation of our TiO₂ products. We expect these trends to continue and the ultimate cost of compliance could be material. In particular, changes to product safety regulations could limit the use of, and demand for, our TiO₂ products, require investment in new product development or the way we manufacture our existing products, and increase regulatory compliance expenditures for us and our suppliers.

For instance, in 2020, the European Commission adopted a regulation classifying certain forms of TiO₂ with a particular aerodynamic diameter as a Category 2 carcinogen by inhalation. However, in November 2022, the European Court of Justice annulled the European Commission's classification of TiO₂ as a carcinogen primarily on the basis that there was no evidence that TiO₂ may cause cancer when inhaled. The European Commission is currently appealing such decision and we currently expect a decision in the first half of 2025. In the event that the European Commission's appeal is ultimately successful, the classification of TiO₂ as a Category 2 Carcinogen could impact our business by inhibiting the marketing of products containing TiO₂ to consumers, and subject our manufacturing operations to new regulations that could increase costs. In addition, notwithstanding the European Court of Justice decision, the proposed Category 2 classification and labelling requirements could have additional effects under other EU laws (e.g., those affecting medical and pharmaceutical applications, cosmetics, food packaging and food additives) and/or trigger heightened regulatory scrutiny in countries and local jurisdictions outside the EU based on health and safety grounds. For instance, the Health and Safety Executive in the U.K. has published the U.K.'s mandatory classification and labelling list, which includes the classification of TiO₂ as a suspected carcinogen (in a powder form containing 1% or more of particles with aerodynamic diameter $\leq 10 \mu\text{m}$). The classification became mandatory in the U.K. in October 2021.

In May 2021, the European Food Safety Authority (EFSA) announced new guidelines which concluded that a certain digestible form of TiO₂ known as E171 is no longer considered safe as a food additive due to uncertainty for genotoxicity. Though we do not manufacture E171, the EFSA guidelines indicate additional regulatory review of our TiO₂ products is likely which could result in more stringent qualifications and use-restriction being applied or to the introduction of further classifications. It is also possible that heightened regulatory scrutiny could lead to claims by consumers or those involved in the production of such products alleging adverse health impacts. Any adverse outcomes with respect to regulatory investigations into the ongoing use of TiO₂ in various sectors could have a material adverse effect on our business, financial condition and results of operations. In addition, there is no assurance that other materials which we add to our TiO₂ products could be subject to increased regulations which could negatively impact our business.

ESG issues, including those related to climate change and sustainability as well as the European Union's Corporate Sustainability Reporting Directive (CSRD), may subject us to additional costs and restrictions, including increased energy and raw material costs, which could have an adverse effect on our business, financial condition and results of operations, as well as damage our reputation.

Climate change resulting from increased concentrations of carbon dioxide and other greenhouse gases in the atmosphere could present risks to our present and future operations from natural disasters and extreme weather conditions, such as flooding, hurricanes, earthquakes and wildfires. Such extreme weather conditions could pose physical risks to our facilities and disrupt the operation of our supply chain, increase operational costs and have a material adverse effect on our business and results of operations. In addition, if any of the equipment on which we depend were severely damaged or were destroyed by environmental hazards or otherwise, we may be unable to replace or repair it in a timely manner or at a reasonable cost, which would impact our ability to produce and ship our products, which would have a material adverse effect on our business, financial condition or results of operations. For instance, in the fourth quarter of 2022, the region of New South Wales, Australia where our Eastern Operations mining operations are located experienced historic flooding which resulted in, among other things, a delay in the commissioning of our new Atlas Campaspe mine as well as prevented feedstock mined at such sites from being transported to our Australian pigment plants in a timely manner. Such flooding had an adverse effect on our business, financial condition and results of operations in 2022 and 2023. Moreover, the impacts of climate change on global water resources may result in water scarcity, which could impact our ability to access sufficient quantities of water in certain locations and result in increased costs. For instance, we use significant amounts of water in our South Africa operations. Certain regions of South Africa have experienced in

the past, and are prone to, drought conditions resulting in water restrictions being imposed in such areas. A prolonged drought in a region of South Africa where our operations are located may lead to water use restrictions which could have a material adverse effect on our business, financial condition and results of operations.

The majority of our greenhouse gas emissions are generated from our TiO₂ slag furnaces in South Africa, synthetic rutile kiln in Australia, and TiO₂ pigment plants in the United States, United Kingdom, France, Brazil, China, Netherlands, Australia, and Saudi Arabia. Concerns about the relationship between greenhouse gases and global climate change, and an increased focus on carbon neutrality, may result in new or increased legal and regulatory requirements on both national and supranational levels, to monitor, regulate, control and tax emissions of carbon dioxide and other greenhouse gases. A number of governmental bodies have already introduced, or are contemplating, regulatory changes in response to climate change, including regulating greenhouse gas emissions. Any laws or regulations that are adopted to reduce emissions of greenhouse gases could, among other things, (i) cause an increase to our raw material costs, (ii) increase our costs to operate and maintain our facilities including potentially causing the operation or maintenance of certain sites to be uneconomical, and (iii) increase costs to administer and manage emissions programs.

In addition, companies across all industries are facing increasing scrutiny relating to their ESG policies. Increased focus and activism related to ESG may hinder the Company's access to capital, as investors may reconsider their capital investment as a result of their assessment of the Company's ESG practices. In particular, customers, investors and other stakeholders are increasingly focusing on environmental issues, including climate change, water use, and other sustainability concerns. Moreover, increased regulatory requirements, including in relation to various aspects of ESG including disclosure requirements, such as the European Union's Corporate Sustainability Reporting Directive (CSRD), may result in increased compliance or input costs of energy, raw materials or compliance with emissions standards, which may cause disruptions in the manufacture of our products or an increase in operating costs. Any failure to achieve our ESG goals or a perception of our failure to act responsibly with respect to the environment or to effectively respond to new, or changes in, legal or regulatory requirements concerning environmental or other ESG matters, or increased operating or manufacturing costs due to increased regulation, could adversely affect our business, financial condition and results of operations, as well as our reputation.

If our intellectual property were compromised or copied by competitors, or if competitors were to develop similar intellectual property independently, our results of operations could be negatively affected. Further, third parties may claim that we infringe on their intellectual property rights which could result in costly litigation.

Our success depends to a significant degree upon our ability to protect and preserve our patents and unpatented proprietary technology, operational knowledge and other trade secrets (collectively "intellectual property rights"). The undetected or unremedied unauthorized use of our intellectual property rights or the legitimate development or acquisition of intellectual property related to our industry by third parties could reduce or eliminate any competitive advantage we have as a result of our intellectual property rights. If we must take legal action to protect, defend or enforce our intellectual property rights, any suits or proceedings could result in significant costs and diversion of our resources and our management's attention, and we may not prevail in any such suits or proceedings. A failure to protect, defend or enforce our intellectual property rights could have an adverse effect on our financial condition and results of operations.

Although there are currently no pending or threatened proceedings or claims known to us that are material relating to alleged infringement, misappropriation or violation of the intellectual property rights of others, we may be subject to legal proceedings and claims in the future in which third parties allege that their patents or other intellectual property rights are infringed, misappropriated or otherwise violated by us or our products or processes. In the event that any such infringement, misappropriation or violation of the intellectual property rights of others is found, we may need to obtain licenses from those parties or substantially re-engineer our products or processes to avoid such infringement, misappropriation or violation. We might not be able to obtain the necessary licenses on acceptable terms or be able to re-engineer our products or processes successfully. Moreover, if we are found by a court of law to infringe, misappropriate or otherwise violate the intellectual property rights of others, we could be required to pay substantial damages or be enjoined from making, using or selling the infringing products or technology. We also could be enjoined from making, using or selling the allegedly infringing products or technology pending the final outcome of the suit. Any of the foregoing could adversely affect our financial condition and results of operations.

We may be subject to litigation, the disposition of which could have a material adverse effect on our results of operations.

The nature of our operations exposes us to possible litigation claims, including disputes with competitors, customers, equipment vendors, environmental groups and other non-governmental organizations, providers of shipping services as well as governmental agencies. Some of the lawsuits may seek fines or penalties and damages in large amounts, or seek to restrict our business activities. Because of the uncertain nature of any litigation and coverage decisions, we cannot predict the outcome of these matters or whether insurance claims may mitigate any damages to us. Litigation is very costly, and the costs associated with prosecuting and defending litigation matters could have a material adverse effect on our results of operations and financial

condition. See Note 18 of notes to our consolidated financial statements, included elsewhere in this Form 10-K for further information regarding our commitments and contingencies.

We may be subject to claims that arise from activities prior to our emergence from bankruptcy in 2011.

On November 30, 2010, the U.S. Bankruptcy Court for the Southern District of New York (the "Bankruptcy Court") confirmed our plan of reorganization (the "Plan"), which became effective in February 2011. The Plan included a discharge and release of any and all claims based on liabilities arising prior to emergence from the bankruptcy. Nonetheless, from time to time, we have received and in the future may receive inquiries or notices of potential or asserted claims arising under certain environmental laws or regulations with respect to properties our predecessor companies, or companies they acquired, may have owned or operated before our emergence from bankruptcy. We believe that the Plan confirmed by the Bankruptcy Court extinguished all such claims, and intend to vigorously defend against such claim. However, there can be no assurance that we will be successful in defending against such claims and any adverse outcomes with respect to such claims could have a material adverse effect on our business, financial condition and results of operations.

Our flexibility in managing our labor force may be adversely affected by labor and employment laws in the jurisdictions in which we operate, many of which are more onerous than those of the U.S.; and some of our labor force has substantial workers' council or trade union participation, which creates a risk of disruption from labor disputes and new laws affecting employment policies.

The vast majority of our employees are located outside the U.S. In most of those countries, labor and employment laws are more onerous than in the U.S. and, in many cases, grant significant job protection to employees, including rights on termination of employment. Moreover, many of our workforce outside the U.S. belong to unions and/or are represented by a collective bargaining agreement. As such, in such jurisdictions we are required to consult with, and seek the consent or advice of, various employee groups or works' councils that represent our employees for any changes to our activities or employee benefits. This requirement could have a significant impact on our flexibility in managing costs and responding to market changes.

RISKS RELATING TO ACCOUNTING AND TAXATION

If our intangible assets or other long-lived assets become impaired, we may be required to record a significant noncash charge to earnings.

We have a significant amount of intangible assets and other long-lived assets on our consolidated balance sheets. Under U.S. GAAP, we review our intangible assets and other long-lived assets for impairment when events or changes in circumstances indicate the carrying value may not be recoverable. Factors that may be considered a change in circumstances, indicating that the carrying value of our intangible assets and other long-lived assets may not be recoverable, include, but are not limited to, a significant decline in share price and market capitalization, changes in the industries in which we operate, particularly the impact of a downturn in the global economy, as well as competition or other factors leading to reduction in expected long-term sales or results of operations. We may be required to record a significant noncash charge in our financial statements during the period in which any impairment of our intangible assets and other long-lived assets is determined, negatively impacting our results of operations.

Our ability to use our tax attributes to offset future income may be limited.

Our ability to use net operating losses ("NOLs") and Section 163(j) interest expense carryforwards generated by us could be substantially limited if we were to experience an "ownership change" as defined under Section 382 of the U.S. Internal Revenue Code of 1986, as amended ("the Code"). In general, an ownership change would occur if our "5-percent shareholders," as defined under Section 382 of the Code and including certain groups of persons treated as "5-percent shareholders," collectively increased their ownership in us by more than 50 percentage points over a rolling three-year period. Although we believe we have sufficient protection of our approximately \$4.2 billion of NOLs and/or approximately \$507 million of Section 163(j) interest expense carryforwards, there can be no assurance that an ownership change for U.S. federal and applicable state income tax purposes will not occur in the future. A corporation that experiences an ownership change will generally be subject to an annual limitation on the use of certain pre-ownership change losses and/or credits. Such a limitation could, for any given year, have the effect of increasing the amount of our U.S. federal and/or state income tax liability, which would negatively impact our financial condition and the amount of after-tax cash available for distribution to holders of our ordinary shares if declared by our board of directors.

We could be subject to changes in tax rates, adoption of new tax laws or additional tax liabilities.

We are subject to taxation in all of the jurisdictions in which we operate. Our future effective tax rate could be affected by, among other things, changes in statutory rates and other legislative changes, or changes in determinations regarding the jurisdictions in which we are subject to tax or changes in the valuation of our deferred tax assets and liabilities. From time to time, the U.S. federal, state and local and foreign governments make substantive changes to tax rules and their application, which could result in higher corporate taxes than would be incurred under existing tax law and could have an adverse effect on our results of operations or financial condition. From time to time, we are also subject to tax audits by various taxing authorities. Although we believe our tax positions are appropriate, the final determination of any future tax audits could be materially different from our income tax provisions, accruals and reserves and any such unfavorable outcome from a future tax audit could have a material adverse effect on our results of operations or financial condition.

Failure to meet some or all of our key financial and non-financial targets could negatively impact the value of our business and adversely affect our stock price.

From time to time, we may announce certain key financial and non-financial targets that are expected to serve as benchmarks for our performance for a given time period, such as, projections for our future revenue growth, Adjusted EBITDA, Adjusted diluted earnings per share and free cash flow. Our failure to meet one or more of these key financial targets may negatively impact our results of operations, stock price, and shareholder returns. The factors influencing our ability to meet these key financial targets include, but are not limited to, changes in the global economic environment relating to our TiO₂ products and zircon, changes in our competitive landscape, including our relationships with new or existing customers, our ability to introduce new products, applications, or technologies, our inability to complete strategic projects on budget or on schedule, our undertaking an acquisition, joint venture, or other strategic arrangement, and other factors described within this Item 1A – Risk Factors, many of which are beyond our control.

RISKS RELATING TO INVESTING IN OUR ORDINARY SHARES

Concentrated ownership of our ordinary shares by Cristal may prevent minority shareholders from influencing significant corporate decisions and may result in conflicts of interest.

As of December 31, 2024, Cristal International Holdings B.V. (formerly known as Cristal Inorganic Chemical Netherlands Cooperatief W.A.), an affiliate of the National Titanium Dioxide Company Limited ("Cristal"), owned approximately 24% of our outstanding ordinary shares. As such, Cristal International may be able to influence fundamental corporate matters and transactions. This concentration of ownership, may delay, deter or prevent acts that would be favored by our other shareholders. The interests of Cristal International may not always coincide with our interests or the interests of our other shareholders. Also, Cristal International may seek to cause us to take courses of action that, in their judgment, could enhance their investment in us, but which might involve risks to our other shareholders or adversely affect us or our other shareholders.

In addition, under the shareholders agreement (the "Cristal Shareholders Agreement") we entered into at the closing of the Cristal transaction with Cristal, as long as Cristal International and the three shareholders of Cristal (collectively, the "Cristal Shareholders") collectively beneficially own at least 24,900,000 or more of our ordinary shares, they have the right to designate for nomination two directors of our board of directors (the "Board"). As long as the Cristal Shareholders collectively beneficially own at least 12,450,000 ordinary shares but less than 24,900,000 ordinary shares, they have the right to designate for nomination one director of the Board. The Cristal Shareholders Agreement also provides that as long as the Cristal Shareholders collectively beneficially own at least 12,450,000 ordinary shares they have certain preemptive rights. Also, pursuant to the Cristal Shareholders Agreement, we have filed a universal shelf registration statement which is currently effective and which would cover shares owned by Cristal.

As a result of these or other factors, including as a result of any offering of shares by Cristal, or the perception that such sales may occur, the market price of our ordinary shares could decline. In addition, this concentration of share ownership may adversely affect the trading price of our ordinary shares because investors may perceive disadvantages in owning shares in a company with significant shareholders or with significant outstanding shares with registration rights.

English law and provisions in our articles of association may have anti-takeover effects that could discourage an acquisition of us by others, even if an acquisition would be beneficial to our shareholders, and may prevent attempts by our shareholders to replace or remove our current management.

Certain provisions of the U.K. Companies Act 2006 (the "Companies Act") and our articles of association may have the effect of delaying or preventing a change in control of us or changes in our management. For example, our articles of association include provisions that:

- maintain an advance notice procedure for proposed nominations of persons for election to our board of directors;
- provide certain mandatory offer provisions, including, among other provisions, that a shareholder, together with persons acting in concert, that acquires 30 percent or more of our issued shares without making an offer to all of our other shareholders that is in cash or accompanied by a cash alternative would be at risk of certain sanctions from our board of directors unless they acted with the prior consent of our board of directors or the prior approval of the shareholders; and
- provide that vacancies on our board of directors may be filled by a vote of the directors or by an ordinary resolution of the shareholders.

In addition, public limited companies are prohibited under the Companies Act from taking shareholder action by written resolution. These provisions, alone or together, could delay or prevent hostile takeovers and changes in control or changes in our management.

Although we do not anticipate being subject to the U.K. City Code on Takeovers and Mergers, such Takeover Code may still have anti-takeover effects in the event the Takeover Panel determines that such Code is applicable to us.

The U.K. City Code on Takeovers and Mergers (the "Takeover Code") applies, among other things, to an offer for a public company whose registered office is in the U.K. (or the Channel Islands or the Isle of Man) and whose securities are not admitted to trading on a regulated market in the U.K. (or on any stock exchange in the Channel Islands or the Isle of Man) if the company is considered by the Panel on Takeovers and Mergers (the "Takeover Panel") to have its place of central management and control in the U.K. (or the Channel Islands or the Isle of Man). This is known as the "residency test." The test for central management and control under the Takeover Code is different from that used by the U.K. tax authorities. Under the Takeover Code, the Takeover Panel will determine whether we have our place of central management and control in the U.K. by looking at various factors, including the structure of our board of directors, the functions of the directors and where they are resident.

Given that currently all of the members of our Board of Directors reside outside the United Kingdom, we do not anticipate that we will be subject to the Takeover Code. However, if at the time of a takeover offer, the Takeover Panel determines that we have our place of central management and control in the U.K., we would be subject to a number of rules and restrictions, including but not limited to the following: (1) our ability to enter into deal protection arrangements with a bidder would be extremely limited; (2) we might not, without the approval of our shareholders, be able to perform certain actions that could have the effect of frustrating an offer, such as issuing shares or carrying out acquisitions or disposals; and (3) we would be obliged to provide equality of information to all bona fide competing bidders.

As a public limited company incorporated in England and Wales, certain capital structure decisions requires approval of our shareholders, which may limit our flexibility to manage our capital structure.

The Companies Act generally provides that a board of directors of a public limited company may only allot shares (or grant rights to subscribe for or convertible into shares) with the prior authorization of shareholders, such authorization stating the maximum amount of shares that may be allotted under such authorization and specifying the date on which such authorization will expire, being not more than five years, each as specified in the articles of association or relevant shareholder resolution. We obtained previous shareholder authority to allot additional shares for a period from May 7, 2024 through the end of the Company's 2025 annual general meeting of shareholder, or if earlier, the close of business on the date that is fifteen (15) months after May 7, 2024.

The Companies Act generally provides that existing shareholders of a company have statutory pre-emption rights when new shares in such company are allotted and issued for cash. However, it is possible for such statutory pre-emption right to be disapplied by either shareholders passing a special resolution at a general meeting, being a resolution passed by at least 75% of the votes cast, or by inclusion of relevant provisions in the articles of association of the company. Such a disapplication of statutory pre-emption rights may not be for more than five years. We obtained previous shareholder authority to disapply statutory pre-emption rights for a period from May 7, 2024 through the end of the Company's 2025 annual general meeting of shareholder, or if earlier, the close of business on the date that is fifteen (15) months of May 7, 2024.

The Companies Act generally prohibits a public limited company from repurchasing its own shares without the prior approval of its shareholders by ordinary resolution, being a resolution passed by a simple majority of votes cast, and subject to compliance with other statutory formalities. Such authorization may not be for more than five years from the date on which such ordinary resolution is passed. We obtained previous shareholder authority to repurchase shares for a period from May 7, 2024 through the end of the Company's 2025 annual general meeting of shareholder, or if earlier, the close of business on the date that is fifteen (15) months after May 7, 2024.

Transfers of our ordinary shares outside The Depository Trust may be subject to stamp duty or stamp duty reserve tax in the U.K., which would increase the cost of dealing in our shares.

Except for ordinary shares received by a holder deemed to be an affiliate of us for purposes of U.S. securities laws, our ordinary shares have been issued to a nominee for The Depository Trust Company ("DTC") and corresponding book-entry interests credited in the facilities of DTC. On the basis of current law and HM Revenue and Customs ("HMRC") practice, no charges to U.K. stamp duty or stamp duty reserve tax ("SDRT") are expected to arise on the issue of the ordinary shares into DTC's facilities or on transfers of book-entry interests in ordinary shares within DTC's facilities.

Shareholders are strongly encouraged to hold their ordinary shares in book entry form through DTC. Transfers of shares held in book entry form through DTC currently do not attract a charge to stamp duty or SDRT in the U.K. A transfer of title in the shares from within the DTC system out of DTC, including to certificate shares, and any subsequent transfers that occur entirely outside the DTC system will attract a charge to stamp duty at a rate of 0.5% of any consideration, which is payable by the transferee of the shares. Any such duty must be paid (and the relevant transfer document, if any, stamped by HMRC) before the transfer can be registered in our books. However, if those shares are redeposited into DTC, the redeposit will attract stamp duty or SDRT at the rate of 1.5% to be paid by the transferor.

We have put arrangements in place such that directly held ordinary shares cannot be transferred into the DTC system until the transferor of the ordinary shares has first delivered the ordinary shares to a depository specified by us so that SDRT may be collected in connection with the initial delivery to the depository. Any such ordinary shares will be evidenced by a receipt issued by the depository. Before the transfer can be registered in our books, the transferor will also be required to put the depository in funds to settle the resultant liability to SDRT, which will be charged at a rate of 1.5% of the value of the shares.

Our articles of association provide that the courts of England and Wales have exclusive jurisdiction to determine any dispute brought by a shareholder in that shareholder's capacity as such and certain other matters.

Our articles of association provide that the courts of England and Wales have exclusive jurisdiction to determine any dispute brought by a shareholder in that shareholder's capacity as such, or related to or connected with any derivative claim in respect of a cause of action vested in us or seeking relief on our behalf, against us and/or the board and/or any of the directors, former directors, officers, employees or shareholders individually, arising out of or in connection with our articles of association or (to the maximum extent permitted by applicable law) otherwise. This choice of forum provision may limit a shareholder's ability to bring a claim in a judicial forum that the shareholder believes is favorable for disputes with us or our directors, former directors, officers, employees or shareholders which may discourage lawsuits against us and our directors, former directors, officers, employees or shareholders.

There may be difficulty in effecting service of legal process and enforcing judgments against us and our directors and management.

We are incorporated under the laws of England and Wales and a substantial portion of our assets are located outside of the U.S. The U.S. and the U.K. do not currently have a treaty providing for the recognition and enforcement of judgments, other than arbitration awards, in civil and commercial matters. The enforceability of any judgment of a U.S. federal or state court in the U.K. will depend on the laws and any treaties in effect at the time, including conflicts of laws principles (such as those bearing on the question of whether a U.K. court would recognize the basis on which a U.S. court had purported to exercise jurisdiction over a defendant). In this context, there is doubt as to the enforceability in the U.K. of civil liabilities based solely on the federal securities laws of the U.S. In addition, awards for punitive damages in actions brought in the U.S. or elsewhere may be unenforceable in the U.K.. An award for monetary damages under U.S. securities laws would likely be considered punitive if it did not seek to compensate the claimant for loss or damage suffered and was intended to punish the defendant.

Item 1B. Unresolved Staff Comments

None.

Item 1C. Cybersecurity

Risk Management and Strategy

As part of our overall risk management system we maintain comprehensive policies and processes for assessing, identifying and managing material risks from cybersecurity threats, including risks relating to production, safety, reputation, intellectual property, procurement and business continuity. Cybersecurity risk management is included as part of our overall annual Enterprise Risk Management program. As part of this program, our enterprise risk professionals consult with internal

cybersecurity subject matter experts to identify cyber risks and evaluate their severity and the efficacy of our mitigation efforts, with the results being reported to the executive leadership team and the Board of Directors.

Our cybersecurity risk management processes and policies include the following:

- We seek to deploy best practice cybersecurity standards promulgated by the National Institute of Standards and Technology Cybersecurity (NIST), the International Organization for Standardization and the Center for Internet Security.
- We employ a dedicated cybersecurity team who routinely conduct specific risk assessments and endeavor to mitigate identified risks. This team is responsible for implementing measures to detect, prevent and respond to threats and malicious activity. We also maintain a Security Operations Center (SOC) that provides a mechanism for addressing cyberthreats before they compromise data security.
- The cybersecurity team operates, maintains and monitors an integrated eco-system of security tools designed to detect, prevent and respond to threats and malicious activity. These tools include, but are not limited to, firewalls, anti-malware, IPS / IDS, end point protection, encryption, email and cloud app security, privileged access management, vulnerability scanning / patching. These are a blend of on-premise, cloud and network hosted tools. Monitoring activities include threat hunting and use of multiple intelligence sources to manage and respond to events.
- Access to information is subject to authorization, review, classification and substantially controlled through multi-factor authentication.
- All employees and contractors who are issued a Tronox user account for our IT system must complete and pass cybersecurity training before being provided full system access.
- All employees and contractors with access to our IT systems must complete and pass a mandatory annual cybersecurity awareness training and acknowledgement of Tronox's Acceptable Use Policy. Failure to complete the training successfully may result in further system access restrictions and HR escalation.
- We periodically orchestrate simulated phishing attacks on all IT system users and those who fall victim to the simulated attacks are required to take additional mandatory cybersecurity training.
- To reduce the risk of phishing attacks, we have identified groups of Tronox employees and contractors who do not require access to external emails in order to perform their work responsibilities and begun a process of blocking their external emails.
- We have a written Incident Response Plan that encompasses a range of activities to detect, respond to and recover from cybersecurity incidents, including compliance with applicable legal obligations and mitigation damage.
- We work closely with a number of regional and international bodies from which we draw intelligence and contribute to cybersecurity initiatives such as incident simulation exercises and development working groups.
- We regularly evaluate the appropriateness of cyber insurance coverage in light of the cyber risks we face and we do not currently carry cyber insurance.

Additionally, in connection with our cybersecurity risk management processes, we engage third-party subject matter experts to supplement our dedicated internal resources and to provide independent review of the Tronox-specific threat landscape as well as our mitigation efforts to counter known threats. These activities include:

- External penetration testing by certified third parties.
- Independent review of the Tronox Information Security Management System (ISMS).
- Participating in industry and government cyber incident exercises run by the National Cyber Security Center (UK Security Services).
- Utilizing a third party (KnowBe4) for the cybersecurity training and phishing tests described above.
- Regularly engaging with statutory auditors in support of specific activities such as SOX 404 audits.
- Engaging outside counsel with expertise in the field to advise on critical IT contracts as well as reporting and disclosure requirements.
- Membership in a United Kingdom industry cybersecurity group to facilitate intelligence sharing and develop incident response capabilities.
- Utilizing a third party vendor for detect and response services who provides 24x7 monitoring and incident response capabilities across the various Tronox technology platforms.

Our cybersecurity risk management policies and processes extend to cyber risks posed by our third-party service providers. To manage that risk we have implemented a process to identify critical vendors and perform a reasonable level of due diligence on the adequacy of their cybersecurity policies, processes and capabilities.

Our business strategy, results of operations and financial condition have not been materially affected by risks from cybersecurity threats, including as a result of previous cybersecurity incidents, but we cannot provide assurance that they will not be materially affected in the future by such risks and any future material incidents. Like most major corporations we have been the target of cyberattacks from time to time and we expect to be the target of such attacks in the future. In the past three years,

however, we have not experienced a material information security breach. As such, we have not incurred any material expenses from cybersecurity breaches or any expenses from fines, penalties or settlements related to a cybersecurity breach. See “Risk Factors” in Item 1A of this Annual Report on Form 10-K for more information on risks from cybersecurity threats that are reasonably likely to materially affect our business strategy, results of operations and financial condition.

Governance

Our entire Board of Directors provides oversight of the Company’s cybersecurity policies, processes and capabilities as part of their overall oversight of risk management. Once a year, our Vice President, Cyber Security reports to the Audit Committee providing a detailed update on the threat landscape, emerging trends and the Company’s mitigation efforts. This report also includes Tronox’s performance as measured by the NIST Cybersecurity Framework Scorecard. As needed on a periodic basis, our Vice President, Cyber Security updates the Audit Committee on specific cybersecurity events and newly emerging risks and the actions taken by the Company in response to those events and risks. The Audit Committee updates the full board on these matters as necessary. The full Board reviews and assesses cybersecurity risks in connection with its annual Enterprise Risk Management review.

In 2020, Tronox established an IT Security Council to help set corporate risk tolerance and related policy. The council meets quarterly, is chaired by the General Counsel and managed by our Vice President, Cyber Security with senior level representation from key functions and business units. On an annual basis, the Tronox Cybersecurity team reviews and updates the core governance documents, including the Acceptable Use Policy, the Information Security Policy, and the Incident Response Plan. These are then subject to review and approval by the Tronox Security Council with a summary provided to the Audit Committee as a component of the annual cybersecurity Enterprise Risk Management.

Day to day cybersecurity risk oversight governance is the responsibility of our Vice President, Cyber Security who has been with Tronox since 2017 and reports to our Senior Vice President, Integrated Supply Chain and Digital Transformation. Tronox’s Vice President, Cyber Security has over 30 years of IT experience, 20 years of security experience and was awarded a Member of the British Empire honor with respect to his work in the field. Previous roles include Interim Chief Information Security Office for Pacnet (Hong Kong) and Director of Security for Level 3 Communications along with multiple engagements for the UK government. He oversees a dedicated security team distributed globally with more than 15 members and over 100 years of aggregate cyber security experience.

Item 2. Properties

SUMMARY DISCLOSURE

Below are our primary offices and facilities at December 31, 2024. We believe our properties are in good operating condition, and are well maintained. Pursuant to separate financing agreements, substantially all our material U.S., European and Australian properties are pledged or encumbered to support or otherwise provide security for our indebtedness.

Our primary office locations consisted of the following:

Location	Owned/Leased	Offices
Stamford, Connecticut	Leased	263 Tresser Boulevard, Suite 1100
Stallingborough, United Kingdom	Owned	Laporte Road
Oklahoma City, Oklahoma	Owned	3301 NW 150 Street

Overview of Our Vertical Integration

Tronox is the world’s leading vertically integrated manufacturer of TiO₂ pigment. We produce the majority of our internal TiO₂ pigment feedstock requirements internally at our mine and mineral processing facilities. Our supply chain consists of mining operations in South Africa and Australia, separation and upgrading facilities located near our mines where we separate and process raw ore and then “upgrade” the titanium content of the raw ore to produce specialized chloride TiO₂ feedstock materials (titanium slag and synthetic rutile) and nine TiO₂ pigment production facilities located on six continents. The internal TiO₂ feedstocks we produce include titanium slag, synthetic rutile, natural rutile, leucoxene, chloride ilmenite and sulfate ilmenite.

As part of our TiO₂ value chain, we explore, acquire, mine and process heavy mineral sands to produce Heavy Mineral Concentrate (“HMC”) from which the Valuable Heavy Mineral (VHM) titanium and zircon products are made. HMC is produced from heavy mineral sands primarily through spiral gravity concentration at our mines. Mined material is transported to our nearby integrated mineral separation plants (MSP) to separate and concentrate VHMs by gravity, magnetic and electrostatic techniques. Multiple grades of titanium minerals and zircon may be produced from each MSP. The three titanium feedstocks which result from the MSP process (natural rutile, leucoxene and ilmenite) are each handled differently. Natural rutile and leucoxene are ordinarily shipped from the MSP to one of our TiO₂ pigment production facilities. Depending on the TiO₂ content of mined ilmenite, we either use it directly to produce TiO₂ pigment or we upgrade it to produce titanium slag at our two South African

smelter operations and synthetic rutile (SR) at our Chandala metallurgical complex in Western Australia. Our internally sourced titanium mineral products provide a secure, long-term low-cost supply of high-grade feedstock for our TiO₂ pigment manufacturing facilities.

There is a high degree of substitutability among natural rutile, synthetic rutile, titanium slag, leucoxene and chloride ilmenite as titanium feedstocks for chloride pigment production. The commercial value of titanium feedstock is a function not only of TiO₂ content and supply and demand balances, but also particle size, trace element geochemistry, logistics and other factors. The global TiO₂ industry is a value-added supply chain, with final product prices for TiO₂ pigment, typically significantly higher than that of chloride or sulfate ilmenite, the backbone of the global titanium mineral supply. The revenue assumptions for titanium feedstocks we applied to determine our reserve estimates, as described below, are based on market intelligence gathered from internal and external experts, sales contracts and historic pricing. The economic assessment is done on a minerals only basis and no value of downstream upgrading is attributed to the minerals units.

In 2024, we produced concentrates of ilmenite, rutile, leucoxene, and zircon from five operations:

- Namakwa Sands, Western Cape, South Africa;
- KwaZulu-Natal ("KZN") Sands, KwaZulu-Natal, South Africa;
- Northern Operations, Western Australia;
- Southern Operations, Western Australia; and
- Eastern Operations, Murray Basin, New South Wales, Australia.

Ilmenite from our Namakwa and KZN Sands mines in South Africa is converted to titanium slag at our smelters at Saldanha Bay, Western Cape and Empangeni, KwaZulu-Natal, respectively. Ilmenite from our Cooljarloo mine in Western Australia is converted to SR at our Chandala metallurgical complex which is most commonly used as feedstock to our TiO₂ pigment plants at Kwinana and Kemerton, both of which are south of Perth in Western Australia.

Mining Operations

Tronox owns and operates five mining and mineral processing operations, each including one or more heavy mineral sand ("HMS") mines producing HMC which is separated into valuable co-products, primarily zircon and TiO₂ feedstocks --- ilmenite, natural rutile or leucoxene --- in a dedicated mineral separation plant.

In South Africa, the Namakwa Sands operations include two open-pit mines at Brand-se-Baai, each with a dedicated primary gravity concentration plant and a secondary concentration plant (SCP) that processes the HMC from both primary plants. Products from the SCP are further processed to finished mineral products at a nearby MSP in Koekenaap. Ilmenite product is further processed into titanium slag and pig iron at a two-furnace smelter at Saldanha, Western Cape, South Africa which is two hundred kilometers south of Koekenaap. The KZN operations have an open pit hydraulic mine at Fairbreeze with a primary gravity concentration plant, a MSP at nearby Empangeni alongside a two-furnace smelter complex, and export facilities at the port of Richards Bay.

In Australia, the Northern Operations consist of the Cooljarloo dredge mine and floating primary gravity concentration plant, and the Chandala metallurgical complex, consisting of a mineral separation plant and SR plant. The Southern Operations consist of a dry open pit mine and primary concentration at Wonnerup and a mineral separation plant at Bunbury.

The Eastern Operations in the Murray Basin of Australia consists of a dry open pit mine at Atlas Campaspe and a mineral separation plant at Broken Hill, NSW. The Snapper mine ceased production in April 2022 after 12 years of production. The Ginkgo and Crayfish mines ceased production in June 2024 after 20 years of production. Construction at Atlas commenced in 2022 and ramped up to full production in the first quarter of 2023. The Atlas Campaspe mine is abundant in natural rutile and high value zircon and will be a significant source of high-grade ilmenite suitable for direct use or upgraded feedstock production.



Figure 1 Showing global site and offices including locations with resources and reserves.

Pigment Operations

Our pigment production facilities utilize the titanium mineral feedstock from our mining and processing operations to produce TiO_2 pigment products. The following table lists our TiO_2 pigment production facilities and capacity (in metric tonnes per year), by location:

Facility	Production	TiO_2 Capacity	Process
Hamilton, Mississippi, USA	TiO_2	225,000	Chloride
Yanbu, Saudi Arabia	TiO_2	200,000	Chloride
Stallingborough, England, United Kingdom	TiO_2	165,000	Chloride
Kwinana, Western Australia	TiO_2	150,000	Chloride
Kemerton, Western Australia	TiO_2	110,000	Chloride
Botlek, the Netherlands	TiO_2	90,000	Chloride
Salvador, Bahia, Brazil	TiO_2	60,000	Sulfate
Fuzhou, Jiangxi Province, China	TiO_2	46,000	Sulfate
Thann, Alsace, France	TiO_2	32,000	Sulfate

Aggregate Annual Production

TRONOX MINERAL SAND - AGGREGATE MINERAL PRODUCTION FOR THE PAST THREE YEARS
(metric tonnes per year)

[TABLE OF CONTENTS](#)

Product	2024	2023	2022
Rutile⁽¹⁾			
<i>Australia</i>			
Cooljarloo	11,707	15,453	18,850
Atlas-Campaspe	83,111	61,576	—
<i>South Africa</i>			
Namakwa Sands	26,772	27,929	31,304
KZN Sands	22,686	18,427	16,326
<i>All Other Properties</i>	27,719	29,154	92,644
Total	171,995	152,539	159,124
Ilmenite⁽²⁾			
<i>Australia</i>			
Cooljarloo	110,745	126,675	143,049
Atlas-Campaspe	262,884	172,079	—
<i>South Africa</i>			
Namakwa Sands	521,186	532,538	567,050
KZN Sands	420,048	318,771	290,407
<i>All Other Properties</i>	100,994	94,649	155,593
Total	1,415,857	1,244,712	1,156,099
Zircon⁽³⁾			
<i>Australia</i>			
Cooljarloo	19,300	18,995	21,694
Atlas-Campaspe	39,760	25,763	—
<i>South Africa</i>			
Namakwa Sands	83,335	89,803	107,967
KZN Sands	37,943	30,974	31,839
<i>All Other Properties</i>	16,816	14,376	38,233
Total	197,154	179,911	199,733
HMC⁽⁴⁾			
<i>Australia</i>			
Cooljarloo	212,761	231,969	265,982
Atlas-Campaspe	430,019	398,607	—
<i>South Africa</i>			
Namakwa Sands	2,322,429	2,350,156	1,576,618
KZN Sands	601,690	509,778	429,521
<i>All Other Properties</i>	198,612	202,249	321,902
Total	3,765,511	3,692,759	2,594,023

(1) includes natural rutile + leucoxene

(2) includes multiple grades of TiO₂ grades of ilmenite

(3) includes multiple grades of zircon

(4) HMC = Heavy Mineral Concentrate

Mineral Properties

Mining and Mineral Tenure

[TABLE OF CONTENTS](#)

S-K Subpart 1300 requires us to describe our rights to access and mine the minerals we report as reserves and to disclose any change in mineral tenure of material significance. Our heavy mineral exploration and mining activities in South Africa and Australia are regulated by the South African Department of Mineral Resources, the Western Australia Department of Mines, Industry Regulation and Safety and the New South Wales Department of Planning, Industry and Environment. All exploration and mining activities are subject to multiple levels of environmental regulatory review, including approvals of environmental plans and public comment periods as pre-conditions to granting of mineral tenure.

Mineral Tenure - South Africa

Our two South African mineral sand mining processing chains are operated by Namakwa Sands and KZN Sands, both indirect, wholly-owned subsidiaries of Tronox Holdings plc. The South African Department of Mineral Resources and Energy ("DMRE") is the regulatory administrator of mineral rights in South Africa, subject to the provisions of the Mineral and Petroleum Resources Development Act ("MPRDA"), No. 28 of 2004, as amended in 2016. The MPRDA vests all mineral rights in South Africa in the national government and establishes conditions for the acquisition and maintenance of prospecting and mining rights. Prospecting rights and mining rights may only be granted by the DMRE. Prospecting rights are granted for a maximum period of five years and can be renewed once for an extension of up to three years. Prospecting rights may be revoked for non-compliance with the terms of the prospecting right.

Mining right applications require additional approvals by the Department of Environmental Affairs ("DEA") of an Environmental Management Program ("EMP") and an Integrated Water and Land Use License.

Mining rights are valid for up to 30 years and may be extended by 30-year renewals, subject to compliance with conditions established in the EMP and by the MPRDA. Environmental permitting and compliance are co-administered by the regional offices of DEA and Development Planning. All rights, licenses and permits for Namakwa Sands and KZN Sands are in good standing.

On the Western Cape of South Africa, Tronox holds mining rights over an area of 19,205 hectares (47,457 acres) and surface rights totaling 17,111 hectares (43,542 acres) at the active mining site near Brand-se-Baai, commonly referred to as our Namakwa Sands operation. On the Eastern coast of South Africa, Tronox controls mining and prospecting rights covering approximately 4,041 hectares (9,986 acres) at KZN, where surface access rights are either owned directly by KZN Sands or secured by agreements with Mondi Ltd. A further 4,790 hectares (11,836 acres) of prospecting rights are held by a direct, wholly-owned subsidiary of KZN Sands at the nearby Port Durnford and Waterloo project areas which we are currently in the process of converting into a mining right.

Mineral Tenure - Australia

Our Australian mineral properties are divided into the Northern and Southern Operations on the Swan Coastal Plain of Western Australia and the Eastern Operations in the Murray Basin of New South Wales and Victoria. Mining tenements in Australia are managed at the State or Territorial level. In Western Australia, Mining Leases, Exploration Licenses and Retention Licenses are granted and administered by the Western Australian Department of Mines, Industry Regulation and Safety, and in New South Wales by the NSW Department of Planning, Industry and Environment, under the authority of the Western Australian Mining Act 1978 and the New South Wales Mining Act 1992, respectively. Principal environmental authorities are the Western Australian Department of Water and Environmental Regulation and the NSW Environment Protection Authority.

At the Northern Operations in Western Australia, Tronox controls mining leases, exploration and other licenses and rights covering a total 48,255 hectares (119,240 acres). Mining and Public Environmental Review plans are approved for the Cooljarloo mine and approval to extend the environmental plans for Dongara were recently approved. Environmental Protection Agency approval of Cooljarloo West has also been approved. The main Cooljarloo Mining Lease covers 9,744 hectares (24,078 acres). We hold 14 mining leases at the Dongara project. Three older mining leases are held at our Jurien property, the site of a former heavy minerals open pit mine operated by another party in the 1970's.

Tronox holds mining and exploration licenses totaling 528,800 hectares (1,306,693 acres) in the South Perth Basin and Murray Basin heavy mineral provinces of Australia.

The Southern Operations in the southwest of Western Australia comprises 29 mining leases, 2 exploration licenses, 2 retention licenses, 2 general purpose leases and 2 miscellaneous licenses totaling 8,465 hectares.

Tronox holds 6 mining leases, 15 exploration licenses and 2 retention licenses in our Eastern Operations in the Murray Basin of New South Wales and Victoria. The tenements cover approximately 432,100 hectares (1,668 sq miles). Four mining leases west of Pooncarie, NSW cover approximately 6,795 hectares (16,790 acres) surrounding our rehabilitation sites at Snapper, Ginkgo and Crayfish. Two mining leases of 6,133 hectares are located at the Atlas Campaspe mining project in NSW.

Mineral Sands - South Africa and Australia

HMS deposits are natural concentrations of granular minerals of high density (conventionally above about 2.85 gm/cm³). Titanium-rich HMS deposit source rocks are typically granitic and/or high-grade metamorphic crystalline rocks. The heavy mineral assemblage of a particular HMS deposit generally reflects the ilmenite, leucoxene, natural rutile and zircon contained in local and regional source rocks. Factors that influence the formation of HMS deposits include erosion of crystalline source rocks, fluvial transport to the coastline, longshore drift, coastal geomorphology, deposition of heavy minerals, and prolonged natural sorting of heavy minerals by water and wind, according to the density, size and shape of HM grains. Post-depositional geological processes that can affect the economic viability of a HMS deposit include in situ weathering, induration of the host sands, and natural preservation or destruction of the HMS deposit.

Not all heavy minerals have commercial value, and a distinction is made between the Total Heavy Minerals ("THM") and VHM. Typical VHM assemblages include the titanium-iron oxide mineral, ilmenite (FeTiO₃); rutile, a premium TiO₂ feedstock mineral; leucoxene, a natural alteration product of weathered ilmenite; and zircon, a zirconium silicate (ZrSiO₄) valuable for its use in a diverse range of industrial and construction applications. Other HM of commercial value, such as garnet, staurolite, kyanite and monazite, may be recovered as by-products.

Of interest recently is the potential use of monazite, both in contained ore bodies and in stockpiled sources located near the mineral separation processes at Namakwa Sands. Monazite has increasing commercial value due to a high concentration of rare earth metals which can be separated by well-established methods. Rare earths are expected to remain in high demand as demand grows for electric vehicles, wind turbines, and consumer goods that require rare earth-containing permanent magnets. We currently do not know the metallurgical recovery potential for the monazite as our processes have historically focused on traditional value minerals. Given the increasing importance of monazite, we are evaluating new processes to better understand the grade and recoverability of monazite in our mining tenements.

Reporting of Reserves and Resources

The following tables summarize our reserves and resources as well as their contained in situ total heavy minerals (THM) and heavy mineral (HM) assemblages as of December 31, 2024 based on long-term price assumptions. The sole purpose of the operational and related financial data presented is to demonstrate the economic feasibility of the mineral reserves for the purpose of reporting in accordance with subpart 1300 of Regulation S-K, and should not be used for other purposes. The information presented originates from comprehensive techno-economic modelling, which is subject to change as assumptions and inputs are updated, and as a result does not guarantee future operational or financial performance. Consistent with industry standards, Tronox values its mineral reserves based on the prices at which its titanium and zircon mineral products would sell on freely traded markets, as forecasted by third-party industry consultancies.

All of our reserves are reported on the basis of our 100% ownership of in-place, economically extractable ore, determined from comprehensive geological, mining, processing and economic models. Reserve classifications of proven or probable are based on the level of confidence in the appropriate resource estimates. Our residual resources are those areas of mineralized ground which have either had insufficient drilling to confidently define the shape, grade and recoverability of the valuable minerals as well as not yet having been subjected to a detailed assessment of the impact of validated "modifying factors" on the revenue generating potential of a deposit.

Our mineral resource and reserve estimates are based on extensive geological resource models modified by various mining and processing factors and assessed in a techno-economic model for commercial viability. This constitutes a Life-of-Mine-Plan (LOMP) for each operation. Our LOMP and reserve estimates are optimized with respect to anticipated revenues and costs. Assumptions are developed from our extensive experience and include mining parameters, processing recoveries, operating costs, foreign exchange, and rehabilitation. Each of our operations reconcile predicted mining and processing metrics with actual production and recovery data on a monthly basis. Our models are updated as necessary and used to determine ore boundaries based on economic assumptions, certain of which are set forth below the following tables. For reserves where there is substantial asset investment post the minerals production stage, parameters that best utilize the whole value chain may take precedence over maximizing value from the minerals business unit, therefore impacting the optimal mining shell and effective cut-off grade.

Not all HMS deposits are alike. Our reserves, as set forth in the table below, have a higher confidence level because we have undertaken sufficient drilling density and validation. Resources present unconfirmed continuity and variability in grade, HM assemblage, or other characteristics, as well as the indeterminate impact of modifying factors, and hence are not classified as reserves.

Within the broad category of resources, inferred resources have a lower level of geological confidence than do indicated resources with measured resources being the highest confidence level from a geological perspective. Only indicated resources and measured resources can be converted to reserves with proven reserves having a higher level of economically exploitable confidence than probable reserves. The following tables have been determined to be economically-exploitable by individuals

[TABLE OF CONTENTS](#)

competent and qualified to act under the new disclosure requirements as “Qualified Persons.” Each of the Qualified Persons is an employee of an indirect, wholly owned subsidiary of the Company.

For clarity, in the tables below, our reserves have been excised from the resources as they can be proven to be profitably mined and processed. The remaining deposit exceeds cut-off grade, but have not yet been demonstrated to be profitable by virtue of either recoverable grade, operating cost or capital required to develop, are separately defined as resources.

The overall 0.5% decrease in resources at all operating sites in 2024 as compared to 2023 is primarily attributed to the identification of additional resources in South Africa offset by the downgrading of some material from Cooljarloo in the Australian Northern Operations.

The overall 4.4% decrease in reserves at all operating sites in 2024 as compared to 2023 is primarily attributed to mining depletion. In June 2024, mining ceased at Ginkgo as the project had reached the end of mine life. The remaining Ginkgo material was removed from reserves.

TRONOX MINERAL SANDS - 2024-2023 RESOURCES⁽¹⁾

		2024							2023						
MINE / DEPOSIT	Resource Category	Material (million tonnes)	HM%	Mineral Assemblage (% of THM)				Change (+/-) from 2023 (%) ¹	Material (million tonnes)	HM%	Mineral Assemblage (% of THM)				
				Ilmenite	Rutile and Leucoxene	Zircon	Ilmenite				Rutile and Leucoxene	Zircon			
Namakwa Sands Dry Mine - Western Cape RSA ⁽²⁾															
	Measured	122	6.8	%	33.5	6.3	7.6		112	7.0	%	32.6	6.1	7.8	
	Indicated	84	6.5	%	28.3	5.6	6.9		84	6.5	%	28.3	5.6	6.9	
	Measured														
	+ Indicated	206	6.6	%	31.4	6.0	7.3		196	6.7	%	30.8	5.9	7.4	
	Inferred	110	5.5	%	35.1	8.1	6.6		110	5.5	%	35.1	8.1	6.6	
	Total	316	6.3	%	32.7	6.7	7.0	3.2	306	6.3	%	32.3	6.7	7.1	
KZN Sands Hydraulic Mine - KwaZulu-Natal RSA ⁽³⁾															
	Measured	43	4.1	%	63.5	8.9	7.8		38	4.1	%	63.5	9.4	7.7	
	Indicated	—	—	%	—	—	—		—	—	%	—	—	—	
	Measured														
	+ Indicated	43	4.1	%	63.5	8.9	7.8		38	4.1	%	63.5	9.4	7.7	
	Inferred	58	3.5	%	55.3	6.9	7.2		55	3.4	%	54.6	7.1	7.1	
	Total	101	3.8	%	58.8	7.8	7.5	9.0	93	3.7	%	58.2	8.0	7.4	
Cooljarloo – Dredge Mine - Western Australia ⁽⁴⁾															
	Measured	4	2.2	%	59.4	8.3	10.3		1	0.9	%	54.9	7.2	9.3	
	Indicated	263	1.5	%	61.6	6.8	10.6		282	1.5	%	61.3	6.7	10.5	
	Measured														
	+ Indicated	267	1.6	%	61.6	6.8	10.6		283	1.5	%	61.3	6.7	10.5	
	Inferred	—	—	%	—	—	—		12	2.9	%	58.0	7.3	9.0	
	Total	267	1.6	%	61.6	6.8	10.6	(9.5)	295	1.6	%	61.2	6.8	10.4	
Dongara Planned Dry Mine - Western Australia ⁽⁵⁾															
	Measured	109	4.1	%	50.2	9.0	10.8		109	4.1	%	50.2	9.0	10.8	
	Indicated	31	3.5	%	53.7	9.1	12.4		31	3.5	%	53.7	9.1	12.4	
	Measured														
	+ Indicated	140	3.9	%	52.0	9.1	11.6		140	3.9	%	52.0	9.1	11.6	
	Inferred	46	3.7	%	56.1	8.9	9.2		46	3.7	%	56.1	8.9	9.2	
	Total	186	3.9	%	52.1	9.0	10.7	0.0	186	3.9	%	52.1	9.0	10.7	
Atlas-Campaspe Dry Mine - New South Wales Australia ⁽⁶⁾															
	Measured	27	2.5	%	58.8	10.9	11.7		27	2.5	%	58.8	10.9	11.7	

[TABLE OF CONTENTS](#)

Indicated	—	—	%	—	—	—	—	—	—	%	—	—	—
Measured +													
Indicated	27	2.5	%	58.8	10.9	11.7		27	2.5	%	58.8	10.9	11.7
Inferred	83	4.4	%	60.1	5.8	13.1		83	3.1	%	60.1	5.8	13.1
Total	110	3.9	%	59.9	6.6	12.9	0.3	110	3.0	%	59.8	6.9	12.8
Port Durnford - KwaZulu-Natal RSA⁽⁷⁾													
Measured	143	4.5	%	67.6	6.0	9.3		143	4.5	%	67.6	6.0	9.3
Indicated	340	4.1	%	67.4	6.1	9.3		340	4.1	%	67.4	6.1	9.3
Measured +													
Indicated	483	4.2	%	67.4	6.1	9.3		483	4.2	%	67.5	6.1	9.3
Inferred	466	3.5	%	71.8	6.3	10.0		466	3.5	%	71.8	6.3	10.0
Total	949	3.9	%	69.4	6.2	9.6	0.0	949	3.9	%	69.4	6.2	9.6
Kara/Cylinder - New South Wales Australia⁽⁹⁾													
Measured	—	—	%	—	—	—		—	—	%	—	—	—
Indicated	165	4.4	%	49.4	12.9	12.0		165	4.4	%	49.4	12.9	12.0
Measured +													
Indicated	165	4.4	%	49.4	12.9	12.0		165	4.4	%	49.4	12.9	12.0
Inferred	26	2.8	%	51.1	19.6	14.3		26	2.8	%	51.1	19.6	14.3
Total	191	4.1	%	49.5	13.5	12.2	0.0	191	4.1	%	49.5	13.5	12.2
Total Resources													
Measured	448	4.8	%	50.4	7.1	8.9		430	4.9	%	50.2	7.1	9.0
Indicated	883	3.6	%	55.4	7.8	9.8		902	3.5	%	55.4	7.7	9.8
Measured +													
Indicated	1,331	4.0	%	53.4	7.5	9.4		1,332	4.0	%	53.3	7.5	9.5
Inferred	789	3.9	%	60.6	7.1	9.5		798	3.7	%	60.6	7.1	9.4
Total	2,120	4.0	%	56.0	7.4	9.5	(0.5)	2,130	3.9	%	56.0	7.4	9.4

(See footnotes below the following table.)

TRONOX MINERAL SANDS - 2024-2023 RESERVES

MINE / DEPOSIT	2024								2023					
	Reserve Category	Material (million tonnes)	HM%	Mineral Assemblage (% of THM)				Change (+/-) from 2023 (%) ¹	Material (million tonnes)	HM%	Mineral Assemblage (% of THM)			
				Ilmenite	Rutile and Leucoxene	Zircon	Ilmenite				Rutile and Leucoxene	Zircon		
Namakwa Sands Dry Mine - Western Cape RSA ⁽²⁾														
	Proven	96	7.3	%	37.8	9.0	9.3		121	7.2	%	37.8	8.8	9.1
	Probable	550	5.7	%	51.5	10.7	10.9		545	5.7	%	51.6	10.7	10.8
	Total													
	Reserves	646	5.9	%	49.0	10.4	10.6	(3.1)	666	5.9	%	48.6	10.3	10.5
KZN Sands Hydraulic Mine KwaZulu-Natal RSA ⁽³⁾														
	Proven	175	5.6	%	61.4	7.7	7.5		187	5.6	%	61.3	7.6	7.5
	Probable	15	3.9	%	54.8	5.6	7.3		15	3.9	%	54.8	5.6	7.3
	Total													
	Reserves	190	5.5	%	61.0	7.6	7.5	(6.0)	202	5.5	%	61.0	7.5	7.5
Cooljarloo – Dredge Mine - Western Australia ⁽⁴⁾														
	Proven	157	1.7	%	61.9	7.8	11.0		177	1.7	%	61.9	7.7	11.0
	Probable	134	2.0	%	60.4	8.3	12.2		130	2.0	%	60.5	8.3	12.3
	Total													
	Reserves	291	1.8	%	60.2	7.9	11.4	(5.0)	307	1.8	%	61.2	8.0	11.6
Atlas-Campaspe Dry Mine - New South Wales Australia ⁽⁶⁾														
	Proven	105	5.8	%	60.5	11.3	12.8		107	6.0	%	60.7	11.5	12.7
	Probable	—	—	%	—	—	—		—	—	%	—	—	—
	Total													
	Reserves	105	5.8	%	60.5	11.3	12.8	(2.2)	107	6.0	%	60.7	11.5	12.7
Wonnerup Dry Mine - Western Australia ⁽⁶⁾														
	Proven	7	5.4	%	75.6	14.3	8.7		7	5.4	%	71.1	18.4	9.4
	Probable	2	5.0	%	62.5	24.3	11.0		4	5.7	%	77.0	11.9	8.9
	Total													
	Reserves	9	5.3	%	72.9	16.4	9.2	(20.3)	11	5.5	%	73.3	15.9	9.2
Ginkgo Dredge/ Dry Mines - New South Wales Australia														
	Proven	—	—	%	—	—	—		4	1.3	%	57.1	13.0	13.2
	Probable	—	—		—	—	—		—	—	%	—	—	—
	Total													
	Reserves	—	—	%	—	—	—	(100.0)	4	1.3	%	57.1	13.0	13.2
Total Reserves														
	Proven	540	4.8	%	55.1	9.0	9.6		603	4.8	%	54.3	9.0	9.5
	Probable	701	4.9	%	52.3	10.4	10.9		694	5.0	%	52.5	10.4	10.9
	Total													
	Reserves	1,241	4.9%		53.5	9.8	10.3	(4.4)	1,297	4.9%		53.3	9.8	10.2

1. Mineral resources are exclusive of reserves. Mineral resources and reserves are reported using in-situ points of reference. The term "saleable product yield (recovery)" is used herein to refer to the conversion of contained, in-situ mineral to saleable products, which is equivalent to the term "metallurgical or processing recoveries" used in subpart 1300 of Regulation S-K.
2. For Namakwa Sands, price assumptions used for resource and reserve estimations are \$1,840 per metric ton of Zircon, \$248 per metric ton of Ilmenite and \$1,328 per metric ton of Rutile. The cutoff grade used for the resource estimate is based on a break-even cutoff of 0.3% Zircon. Reserves are defined by a complex optimization process which is explained in detail in the Namakwa Sands TRS. Saleable product yield (recovery) used for our reserve estimates were 63% per metric ton of Zircon, 68% per metric ton of Ilmenite and 63% per metric ton of Rutile.
3. For KZN Sands, price assumptions used for resource and reserve estimations are \$1,835 per metric ton of Zircon, \$248 per metric ton of Ilmenite and \$1,328 per metric ton of Rutile. The cutoff grade used for the resource estimate is based on a break-even cutoff of 1.5% ilmenite. Reserves are defined by a complex optimization process which is explained in detail in the KZN Sands TRS. Saleable product yield (recovery) used for our reserve estimates were 80% per metric ton of Zircon, 66% per metric ton of Ilmenite and 75% per metric ton of Rutile.
4. For Cooljarloo, price assumptions used for resource and reserve estimations are \$1,378 per metric ton of Zircon, \$293 per metric ton of Chloride Ilmenite, \$973 per metric ton of Rutile and \$911 per metric ton of Leucoxene. The cutoff grade used for the resource estimate is based on a nominal bottom cut of 1.0% HM. Reserves are defined by a complex optimization process which is explained in detail in the Cooljarloo TRS. Saleable product yield (recovery) used for our reserve estimates

were 83% per metric ton of Zircon, 85% per metric ton of Chloride Ilmenite, 88% per metric ton of Rutile and 79% per metric ton of Leucoxene.

5. For Dongara, price assumptions used for preliminary resource economic assessments are \$1,491 per metric ton of Zircon, \$313 per metric ton of Chloride Ilmenite, \$960 per metric ton of Rutile and \$900 per metric ton of Leucoxene.
6. For Atlas-Campaspe, price assumptions used for resource and reserve estimations are \$1,495 per metric ton of Zircon, \$246 per metric ton of Chloride Ilmenite, \$162 per metric ton of Sulfate Ilmenite, \$1,088 per metric ton of Rutile and \$314 per metric ton of Leucoxene (East). The cutoff grade used for the resource estimate is based on a nominal bottom cut of 1.0% HM. Reserves are defined by a complex optimization process which is explained in detail in the Atlas-Campaspe TRS. Saleable product yield (recovery) used for our reserve estimates were 79% per metric ton of Zircon, 96% per metric ton of Ilmenite, 92% per metric ton of Rutile and 87% per metric ton of Leucoxene.
7. For Port Durnford, price assumptions used for preliminary resource economic assessments are \$1,835 per metric ton of Zircon, \$248 per metric ton of Ilmenite and \$1328 per metric ton of Rutile.
8. For Wonnerup, price assumptions used for resource and reserve estimations are \$2,023 per metric ton of Zircon, \$291 per metric ton of Chloride Ilmenite, \$256 per metric ton of Sulfate Ilmenite, \$333 per metric ton of Secondary Ilmenite and \$1,122 per metric ton of Leucoxene.
9. For Kara/Cylinder, price assumptions used for preliminary resource economic assessments are \$1,356 per metric ton of Zircon, \$239 per metric ton of Chloride Ilmenite, \$168 per metric ton of Sulfate Ilmenite, \$1,247 per metric ton of Rutile and \$347 per metric ton of Leucoxene (East).

Abbreviations, Definitions, and Notations

Reserves — mineralized material inclusive of dilution, determined to be economically and legally exploitable as of December 31, 2024, classified as either Probable Reserves or Proven Reserves, based on level of confidence.

Resources — mineralized ground which has either had insufficient drilling to confidently define the shape, grade and recoverability of the valuable minerals as well as not yet having been subjected to a detailed assessment of the impact of validated modifying factors on the revenue generating potential of a deposit.

LOMP — Life-of-Mine-Plans (LOMPs) have been developed for each mine site by teams of Tronox professionals based on the mineral reserves and resources, realistic assumptions of geological, mining, metallurgical, economic, marketing, legal, environmental, social, governmental, engineering, operational and all other modifying factors in sufficient detail to demonstrate at the time of reporting that extraction is reasonably justified.

THM — total heavy minerals, densities >2.85 g/cm³ regardless of commercial value

VHM — valuable heavy minerals, including Ilmenite, Rutile, Leucoxene & zircon, reported as percentage of THM.

Minor computational discrepancies may be due to rounding.

Cooljarloo Dredge Mine reserves include Cooljarloo and Cooljarloo West

Key Assumptions — economic viability is determined by techno-economic modeling that integrates geological, analytical and geotechnical databases, mining parameters, metallurgical recoveries, known or forecast operating costs, cost of capital, and product sales prices at time of production. Historical sales prices by themselves are unreliable predictors of future prices, and our forecasts are based on our private contracts, internal and external market research.

Disclosures of mineral reserves traditionally include a cut-off grade, the grade in a mineral deposit below which material cannot be profitably mined and processed. However, economic exploitability is determined by many modifying factors other than grade, and most modern mining operations, including ours, use detailed computer models utilized by employees who possess the experience and technical expertise to identify what parts of a deposit are economically exploitable.

Production forecasts of commercial-quality titanium mineral and zircon concentrates from reserves are taken from our Life- of-Mine Plans. Mining recoveries are typically close to 100%, but metallurgical recoveries in each concentration step can vary widely, as a function of ore and mineral characteristics. We apply recovery factors based on actual operating data.

Mineral reserve estimates, life-of mine projections, and revenue assumptions are inherently forward-looking and subject to market conditions, uncertainties, and unanticipated events beyond our control.

INDIVIDUAL PROPERTY DISCLOSURE

Tronox Northern Operations (Cooljarloo)

Tronox Management Pty Ltd is a subsidiary of Tronox Holdings plc and is the operator of Tronox Northern Operations which includes:

TABLE OF CONTENTS

- Cooljarloo Mine, 170 km north of Perth, where heavy mineral concentrates are produced from dredge mining operations. The net book value of Cooljarloo, inclusive of mining and beneficiary equipment located in Western Australia as well as relevant mining tenements, as of December 31, 2024 was \$404 million;
- Cooljarloo West and Osprey deposits, which conjoin the Cooljarloo Mine operations;
- Chandala Processing Plant, 60 km north of Perth, where the heavy mineral concentrates (HMC) are separated into saleable mineral products and also where ilmenite is further upgraded to synthetic rutile;
- The laboratory and mineral testing facility is also located at the Chandala site.

Mining tenements in Australia are managed at the State or Territorial level. In Western Australia, Mining Leases, Exploration Licenses and Retention Licenses are granted and administered by the Western Australian Department of Mines, Industry Regulation and Safety.

Tronox operates under four (4) mining leases which are 100% held by Tronox Management Pty Ltd., a wholly owned subsidiary of Tronox Holdings plc as shown in the table below.

Mining Tenement Schedule

Region	Tenement	Tenement Type	Area (Ha)	Grant Date	Expiry/ Renewal Date	Commitment US\$/a	Rent US\$/a	Status of Rights
Cooljarloo	M70/1398 (Previously MSA 268)	Mining Lease	9,744	2-Mar-20	1-Mar-41	602,728	172,380	Active Mining Lease
Cooljarloo (West)	M70/1314	Mining Lease	3,782	18-Mar-15	17-Mar-36	233,917	66,900	EPA approval pending
Cooljarloo (West)	M70/1333	Mining Lease	420	4-Apr-16	3-Apr-37	26,039	7,447	EPA approval pending
Osprey	M70/1413	Mining Lease	1,319	5-Jul-22	4-Jul-43	81,642	23,350	Approvals process commenced

Tronox has one active mine site at Cooljarloo that was originally controlled by a State Agreement Act with the State of Western Australia. This area was covered by State Agreement Act MSA 268 which was originally granted in 1989 for a period of 21 years. It was extended for a further 10-year term which expired in 2020. MSA 268 was replaced by Mining Lease M70/1398 which will expire in 2041.

Cooljarloo West is located within Mining Leases 70/1314 and 70/1333. Osprey is located within Mining Lease 70/1413. Granting of rights to mine are pending environmental approval.

The minerals in Western Australia belong to the Crown (the State of Western Australia) and Tronox is obligated to pay a 5% revenue- based royalty on saleable mineral products. This is factored into the valuation models and optimizations conducted by Tronox.

A private royalty of 10c/t of VHM is paid for a portion of the northern section of the Cooljarloo tenement. Based on the current mine plan, mining in this royalty agreement area will cease by 2025 and the amounts paid are not material to the business.

On Mining Lease 70/1333 Tronox agrees to pay the previous holder of the exploration lease a royalty of 1% of a previously agreed price for each tonne of Valuable Heavy Mineral recovered from the Mining Lease. The cost will also be immaterial to the business.

The Cooljarloo Mine is located at coordinates latitude 30°39'S and longitude 115°27'E.

Location of Western Australian Operations



Infrastructure

The Brand Highway is a major bitumen road running from Muchea, just North of Perth up to Geraldton, a provincial city 450 km north of Perth. The road runs just past the Western boundary of the Chandala site and just past the Eastern boundary of the Cooljarloo mine site. It is suitable for all weather and wide loads.

There is a 132 kV power line that also runs from Perth to Geraldton which passes near the Chandala site and through the mine site. Tronox has a substation on its property that draws and reticulates 22 kV power from the sub-station connected to the main high voltage distribution line. At the various locations power is ultimately transformed down to 415 V. The same situation exists for Chandala and it gets power from the same main line.

Two gas pipelines run just a kilometer to the West of the Chandala site. They are referred to as the Dampier to Bunbury Natural Gas pipeline (DBNG) and also the Parmelia line which originates just south of Geraldton. The Chandala Mineral Separation Plant currently gets supply for driers and re-heaters from the Parmelia line.

The countryside surrounding both Chandala and Cooljarloo is relatively flat. This made the construction of buildings and fixed plant straightforward. Storage ponds for solid waste from the MSP were able to be made quite shallow only being a few meters above natural ground level.

There is a large freshwater aquifer (Yarragadee) immediately to the west of the Brand highway adjacent to the Chandala site. Tronox has a borefield there that supplies the licensed 1 megaliter per annum of water that the site requires. Even in times of severe drought, supply from this aquifer has never been at risk. Cooljarloo draws from an extensive field of relatively shallow bores and also an extension of the Yarragadee aquifer. To limit pumping distances, it has been preferable to have multiple smaller bores around the site since the dredging operation has travelled more than 40 km within the mining lease area since 1989. Tailings disposal at Cooljarloo is all placed behind the dredging operations and incorporated into the rehabilitated profile. There is a registered waste disposal pit where wastes from the MSP, the Synthetic Rutile plant and from the Kwinana pigment plant are licensed to be stored. These pits cells are constructed above the water table and are clay lined. When each cell is full it is capped to minimize the ingress and egress of water.

The Chandala operation utilizes two port facilities. The Port of Fremantle is used for export of bagged and containerized mineral products and the Port of Bunbury is used for bulk shipments. Tronox rents storage and warehousing facilities at or nearby to those sites.

For Cooljarloo there is a well-equipped modern permanent single person's quarters (SPQ), capable of accommodating up to 160 people or approximately 70% of the work force. At Chandala, employees and contractors are primarily sourced from the Perth metropolitan and surrounding areas.

History

Cooljarloo

The Cooljarloo tenements were originally pegged in 1972 by Kamlaroi Oil Company following the discovery of the Eneabba Deposits. They were subsequently obtained by Yalgoo Minerals Pty Ltd and Tific Pty Ltd in 1985 which became part of TiO₂ Corporation NL (TiO₂).

In 1988 prior to mining commencing, the Cooljarloo Joint Venture was formed between Kerr-McGee Chemical Corp and Minproc Ltd, subsequent reorganizations of both partners led to 100% ownership under Tronox in 2012.

No geological data generated by owners prior to the formation of the Cooljarloo Joint Venture is in use.

Cooljarloo West

In 1990 drilling by Peko Exploration Ltd delineated a zone of deep low-grade mineralization but further drilling failed to intercept economic mineralization. The tenements were relinquished in 1992.

Image Resources later pegged the area which were acquired by Tronox in 2005. Drilling completed by Tronox in 2007 delineated the deposits named Woolka Road, Harrier and Kestrel and Resources and Reserves are based only on data generated by Tronox.

Summary of Resources and Reserves

Cooljarloo Summary of Mineral Resources as of December 31, 2024

Mine / Deposit	Resource Category	Material (million tonnes)	HM%	Mineral Assemblage (% of THM)			Change from 2023 (%)
				Ilmenite	Rutile + Leucoxene	Zircon	
Cooljarloo	Measured	4	2.2	59.4	8.3	10.3	
	Indicated	183	1.7	62.0	6.2	10.2	
	Measured + Indicated	187	1.7	61.9	6.3	10.2	
	Inferred	—	—	—	—	—	
	Total	187	1.7	61.9	6.3	10.2	
Cooljarloo West	Measured	—	—	—	—	—	
	Indicated	80	1.3	60.7	8.5	11.6	
	Measured + Indicated	80	1.3	60.7	8.5	11.6	
	Inferred	—	—	—	—	—	
	Total	80	1.3	60.7	8.5	11.6	
Total Mineral Resources		267	1.6	61.6	6.8	10.6	(9.5)

(1) Mineral resources are exclusive of mineral reserves.

(2) Price assumptions used for resource and reserve estimations are \$1,378 per metric ton of zircon, \$293 per metric ton of Chloride Ilmenite, \$973 per metric ton of Rutile and \$911 per metric ton of Leucoxene. Mineral prices used in Reserve estimation are substantially in line with the prices for each of our products published quarterly by independent consulting companies.

For a comparison of the reported resources as of December 31, 2024 with the resources as of December 31, 2023, see table on page 34. The decrease in resources in 2024 as compared to 2023 is primarily attributable to mining depletion.

Cooljarloo Summary of Mineral Reserves as of December 31, 2024

TABLE OF CONTENTS

Mine / Deposit	Reserve Category	Material (million tonnes)	HM%	Mineral Assemblage (% of THM)			Change from 2023 (%)
				Ilmenite	Rutile + Leucoxene	Zircon	
Cooljarloo	Proven	157	1.7	61.9	7.8	11.0	
	Probable	4	2.2	59.4	8.3	10.3	
	Total	161	1.7	61.9	7.8	11.0	
Cooljarloo West	Proven	—	—	—	—	—	
	Probable	130	2.0	60.5	8.3	12.3	
	Total	130	2.0	60.5	8.3	12.3	
Total Mineral Reserves		291	1.8	60.2	7.9	11.4	(5.0)

(1) Price assumptions used for resource and reserve estimations are \$1,378 per metric ton of zircon, \$293 per metric ton of Chloride Ilmenite, \$973 per metric ton of Rutile and \$911 per metric ton of Leucoxene. Mineral prices used in Reserve estimation are substantially in line with the prices for each of our products published quarterly by independent consulting companies.

(2) Conversion of in ground grade to saleable product yield (recovery), considering all the losses during mining and processing, is typically 85% for ilmenite, 88% for rutile, 79% for Leucoxene and 83% for zircon.

For a comparison of the reported reserves as of December 31, 2024 with the reserves as of December 31, 2023, see table on page 35. The decrease in reserves in 2024 as compared to 2023 is primarily attributable to mining depletion.

Condition of Property

The Cooljarloo project was established in 1988. Being situated on an historical coastline, the ore body is made up of conventional mineral sands strandlines and eminently suited to dredge mining and gravity concentration.

Since commencement, the operation has been running continuously and has thus far consumed 657 Mt of ore at approximately 2.8% HM grade. The current reserves are 287 Mt tons at 1.8% HM grade, which gives a further 15 years of life. The current resources, which are exclusive of reserves, are 271 Mt at 1.6% HM.

Extensive and systematic exploration drilling activities are conducted at Cooljarloo and adjacent deposits on an annual basis to upgrade resources and reserves. Final reserve delineation drilling is completed to a 50m x 40m or 50m x 20m spacing depending on the geological complexities of the orebody. Final drilling is completed three or more years in advance of the mining face to allow timely and accurate mine planning to be completed. Over the past 14 years there has been an average of 52,000 meters of drilling completely annually at Cooljarloo. Drilling will continue in 2025.

Cooljarloo mine has operated with 2 dredges in the one pond since 1999. The original Ellicott Cooljarloo1 dredge operates in tandem with the smaller capacity Neumann built Pelican dredge which was brought into service in 2012. These bucket wheel dredges operate in a purpose-built pond which sits within the ore mining limit. The original dredge and concentrator were sized to operate at 12 Mt per annum but the original dredge has progressively been expanded and addition of the second dredge has seen the project expand to a maximum of 25Mt per annum to counteract the impact of lower ore grades and also enable improved resource utilization through economies of scale and increased product values.

A wet concentrator also floats in the dredge pond and is on two pontoons covering 2,250 square meters. Spiral gravity concentrators separate the higher density valuable minerals from the lower density trash mineral and lowest density tailings quartz grains. The spiral circuit consists of five stages. Roughers, middlings, cleaners, recleaners and classifiers. Both dredges pump their feed simultaneously to the floating wet concentrator via floating pipelines and high voltage cables for power.

Over the past 36 years of operation the metallurgical circuitry of the wet plant has remained relatively unchanged save for expanding the throughput to approximately 2850 tph. This allowed the processing of lower grade ore which has been shown to have a better revenue to cost ratio compared to the original project assumptions. At the time of the capacity increase, spirals that were at the end of their useful life were replaced with more modern units, of higher efficiency, to cope with both additional throughputs, the lower average feed grade, higher clay fines in the ore and maintain an acceptable mineral recovery.

HMC at Cooljarloo is loaded by front end loader into 93 tonne triple road trains for haulage to the Chandala Mineral Separation Plant (MSP). Both the mine and MSP are based on physical separation processes. There is no need for chemical or physical alteration to achieve good product recovery and quality. Attritioning is a critical process step to ensure clean mineral surfaces that are responsive to the electrostatic HT separators. The attritioned HMC is presented by filter belt to a natural gas fired drier that not only removes the moisture but heats the mineral so that it is most responsive to the primary stage electrostatic separation circuit.

The unit operations at the MSP are many and varied but the significant ones are as follows:

- vibrating and reciprocating woven wire screening;
- mechanical slurry attritioning;

- gas fired fluid bed drying, reheating and cooling;
- HT Roll, Coronastat and Plate electrostatic separators;
- Rare Earth Drum, Rare Earth Roll, Induced Roll and Semi-Lift magnetic separators;
- Hydrosizing; and
- spiral gravity and centrifugal jig concentrators.

The equipment and infrastructure at both Cooljarloo and Chandala are in good order having been upgraded several times such that the total throughput of the mining operation now averages 21 Mt per annum and whilst the MSP has not needed capacity increase, updated technology and implementation of continuous improvement programs have resulted in significant increases in mineral recoveries.

Since Cooljarloo is an operating mine and processing plant, capital is mostly a sunk cost. There is minor stay in business capital incurred annually and there is US\$55M of capital forecast with the move to the nearby Cooljarloo West dredging orebody expected in approximately 2033.

Tronox Eastern Operations (Atlas-Campaspe)

Tronox Mining Australia Ltd is a subsidiary of Tronox Holdings plc and is the operator of Tronox Eastern Operations which includes:

- The Snapper, Ginkgo and Crayfish rehabilitation sites, located 110 km north of Wentworth in southwestern New South Wales, where former mineral sands mines are undergoing restoration following the completion of mining;
- The Atlas-Campaspe project in southwestern New South Wales, 120 km northeast of Mildura, where heavy mineral concentrates are currently produced from dry mining operations at Atlas and site development and approval activities have commenced for future mining operations at Campaspe;
- A rail siding and HMC stockpile facility at Ivanhoe, approximately 140 km northeast of the Atlas Mine, where HMC is dispatched to Broken Hill for further processing;
- Broken Hill Mineral Separation Plant in southwestern New South Wales, where the HMCs are separated into mineral products and either railed approximately 430 km to the Port of Adelaide or railed directly to Western Australia using the Trans Australian Railway; and
- Port of Adelaide, South Australia, where bulk mineral sands products from Broken Hill are loaded for export.

Mining tenements in Australia are managed at the State or Territorial level. In New South Wales, Mining Leases, Exploration Licenses and Assessment Leases are granted and administered by the New South Wales Department of Primary Industries Mineral Resources Division.

The Development Consent for Atlas and Campaspe was granted in June 2014 and construction of the Atlas Project was completed in early 2023. The Atlas deposit is secured by Mining Lease 1767. The Campaspe deposit is secured by Mining Lease 1882 which was granted in September 2024.

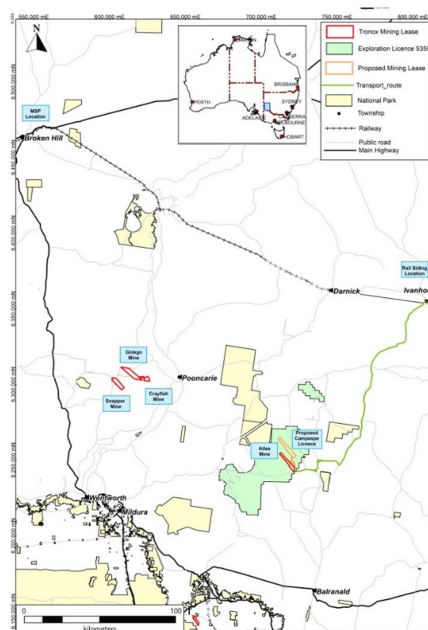
The minerals in New South Wales belong to the Crown (the State of NSW) and Tronox is obligated to pay a 4% revenue-based royalty on all saleable minerals produced.

All the land encompassing the intended mining area has been purchased by Tronox so no mining compensation payments to landowners will be required as part of the Atlas-Campaspe Project.

The net book value of Atlas-Campaspe, inclusive of mining and beneficiary equipment located in New South Wales as well as relevant mining tenements, as of December 31, 2024 was \$300 million.

The Atlas mine is located at coordinates latitude 33°53'S and longitude 143°21'E. The Campaspe mine is located at coordinates latitude 33°49'S and longitude 143°22'E.

Regional location of Atlas/Campaspe Project



Infrastructure Atlas

The Atlas mine site is located in southwestern New South Wales, 120 km northeast of Mildura and 90 km north of Balranald. Access to the license area is via the Balranald Ivanhoe Hwy, the Boree Plains – Gol Gol road and then through the official Atlas Mine Access Road. The Atlas mine consists of a centrally based Wet Concentrator Plant (WCP) and a Dry Mining Unit (DMU) both rated to 500 tph.

An on-site 200-person accommodation village has been constructed to house the workforce and consists of permanent and demountable buildings and facilities such as: Administration and Office Building; Workshops; Process Area Crib Room and Amenities; Gymnasium; Basketball Court and Main Store. Electrical power is supplied directly from a centralized 5 Mwh diesel generation system.

Hydrological investigations identified a bore field location at the Northern end of the mine path, approximately 5km from the central start-up pit location. This bore field supplies water for the mining operations and ancillaries. A total of seven bore pumps supply the required volume.

A RO Plant and potable water treatment plant sized to deliver 115m3/hour has been installed to supply wash water for the HMC and potable water for site buildings, wash pads and the accommodation village.

A communication building is located adjacent to the communication tower for telecom and the Local Area Network (LAN). Data and telephone connection between the communications building, process area, administration area and accommodation village are via a buried fiber optic cable.

HMC from the Atlas mine is transported by a combination of trucks and train. The road network consists of approximately 37 km of existing unsealed roads between the Atlas-Campaspe Mine site access road and the intersection with the sealed Balranald-Ivanhoe Road. The remaining section is a 138 km long bitumen road leading to the Ivanhoe rail siding. HMC is loaded into a train for transport to the Broken Hill Mineral Separation Plant (BH MSP) over approximately 301 km of railway.

Campaspe Project Status and Site Development Works

At the conclusion of mining at Atlas production will transition to Campaspe. Detailed mine planning and final approvals are underway. The development of the Campaspe site and required plant to operate includes:

- fencing of the mine lease (47 km);
- construction of the access road (11 km);
- construction of the mine corridor road (5.4 km);

TABLE OF CONTENTS

- construction of the process water dam (210,000 m3);
- development of the mining pit;
- development of the bore field and water reticulation systems;
- relocation of workshops and amenities;
- expansion of the accommodation village from 200 to 300 beds;
- construction of a Primary Concentration Plant (PCP) and
- relocation of Ginkgo/Snapper field booster pumps and piping

History

In the Murray Basin fine heavy mineral occurrences were identified from 1982 to 1986 by Rio Tinto. Subsequently many smaller, coarser and high-grade deposits were also identified, and these formed the first mineral sands mines to be developed in the region. Bemax Resources discovered the Ginkgo, Snapper and Crayfish deposits at Pooncarie in the early to mid-2000's. Mining commenced at Ginkgo in 2005 and Snapper in 2010. Mining at Snapper was completed in April 2022, Crayfish was completed in July 2023 and Ginkgo was completed in June 2024.

The Atlas-Campaspe Project replaces production from the completed Snapper, Ginkgo and Crayfish deposits. Atlas commenced full production in early 2023.

Summary of Resources and Reserves

Atlas-Campaspe Summary of Mineral Resources as of December 31, 2024

Mine / Deposit	Resource Category	Material (million tonnes)	HM%	Mineral Assemblage (% of THM)			Change from 2023 (%)
				Ilmenite	Rutile + Leucoxene	Zircon	
Atlas	Measured	9	2.4	57.9	14.1	8.3	
	Indicated	—	—	—	—	—	
	Measured + Indicated	9	2.4	57.9	14.1	8.3	
	Inferred	—	—	—	—	—	
	Total	9	2.4	57.9	14.1	8.3	
Campaspe	Measured	18	2.6	59.3	9.4	13.3	
	Indicated	—	—	—	—	—	
	Measured + Indicated	18	2.6	59.3	9.4	13.3	
	Inferred	83	4.4	60.1	5.8	13.1	
	Total	101	4.0	60.0	6.2	13.1	
Total Mineral Resources		110	3.9	59.9	6.6	12.9	0.3

(1) Mineral resources are exclusive of mineral reserves.

(2) Price assumptions used for resource and reserve estimations are \$1,495 per metric ton of zircon, \$246 per metric ton of Chloride Ilmenite, \$162 per metric ton of Sulfate Ilmenite, \$1,088 per metric ton of Rutile and \$314 per metric ton of Leucoxene (East). Mineral prices used in reserve estimation are substantially in line with the prices for each of our products, published quarterly by independent consulting companies.

For a comparison of the reported resources as of December 31, 2024 with the resources as of December 31, 2023, see table on page 34.

Atlas-Campaspe Summary of Mineral Reserves as of December 31, 2024

Mine / Deposit	Reserve Category	Material (million tonnes)	HM%	Mineral Assemblage (% of THM)			Change from 2023 (%)
				Ilmenite	Rutile + Leucoxene	Zircon	
Atlas	Proven	7	14.4	59.7	17.3	10.7	
	Probable	—	—	—	—	—	
Campaspe	Proven	98	5.3	60.7	10.3	13.2	
	Probable	—	—	—	—	—	
Total Mineral Reserves		105	5.8	60.5	11.3	12.8	(2.2)

(1) Price assumptions used for resource and reserve estimations are \$1,495 per metric ton of zircon, \$246 per metric ton of Chloride Ilmenite, \$162 per metric ton of Sulfate Ilmenite, \$1,088 per metric ton of Rutile and \$314 per metric ton of Leucoxene (East). Mineral prices used in reserve estimation are substantially in line with the prices for each of our products, published quarterly by independent consulting companies.

(2) Conversion of in ground grade to saleable product yield (recovery), considering all the losses during mining and processing, is typically 96% for ilmenite, 92% for rutile, 87% for Leucoxene and 79% for zircon.

For a comparison of the reported reserves as of December 31, 2024 with the reserves as of December 31, 2023, see table on page 35. The decrease in reserves in 2024 as compared to 2023 is primarily attributable to mining depletion.

Condition of Property

Construction at Atlas commenced in 2022 and ramped up to full production in the first quarter of 2023. The Atlas deposit is mined using a dry mining method for both the overburden stripping and ore extraction.

As the equipment and infrastructure (including the DMU, WCP and all associated infrastructure) at Atlas is new and within its first year of operational life it is in good condition.

Dry mining at Campaspe will replace production from Atlas when Atlas finishes in early 2027. Detailed design work and additional approvals are presently being undertaken.

Extensive and systematic exploration drilling activities have been conducted at Atlas and Campaspe on an annual basis to upgrade resources and reserves. Final reserve delineation drilling is completed to 100m x 20m spacing. Final drilling is completed three or more years in advance of the mining face to allow timely and accurate mine planning to be completed. As such, all drilling has been completed at Atlas. Final infill drilling has also been completed for the first five (5) years of mining at Campaspe. Over the past 13 years there has been an average of 50,000 meters of drilling completed annually at Tronox's Eastern Operations. Drilling will continue at Campaspe and surrounding areas in 2025.

Namakwa Mine

Tronox Mineral Sands Pty Ltd is a subsidiary of Tronox Holdings Plc and holds 100% of the rights at the Namakwa Sands Operations, which is located along the west coast of the Western Cape province, South Africa. The Namakwa Sands Operations includes:

- The Northern operations consisting of the Namakwa Sands Mine at Brand-se-Baai and the Mineral Separation Plant at Koekenaap.
- The Southern operations that consist of the Smelting Operations at Saldanha Bay along with administrative headquarters.

Run of mine production at the Namakwa Sands Mine comes from two shallow open-cast mines where excavators and front-end loaders extract free-flowing and lightly cemented sand. The ore is conveyed to two primary concentrator plants (PCP) that utilize wet spirals to produce a heavy mineral concentrate. These concentrates are pumped to a secondary concentrator plant (SCP) where wet high-intensity magnetic separators (WHIMS) and spirals are used to produce a zircon-rich non-magnetic concentrate, and a magnetic concentrate comprising mainly ilmenite. An ilmenite rich secondary stream from the SCP is reprocessed at a separate plant called the UMM Plant to produce a crude ilmenite. SCP and UMM concentrates are separately trucked to and treated at the MSP near Koekenaap, where a series of magnetic and electrical high-tension separators are employed to produce finale saleable ilmenite, rutile, and zircon products. These products are transported from the Mineral Separation Plant to the Smelter using the Saldanha-Sishen railway network.

The Southern Operations consist of the administrative headquarters and smelter operations and are located 3 km from the Saldanha export harbor. The smelting process comprises the carbonaceous reduction of ilmenite using DC arc furnaces to produce titanium slag and pig iron. The received rutile and zircon products as well as the titanium slag are stored in on-site silos from where it is distributed in bag, container, or bulk shipment format.

Mining tenements in South Africa are managed at a national level. In the Western Cape, Mining Rights and Prospecting Rights are granted and administered by the South African Department of Mineral Resources and Energy (DMR&E).

The Mining Rights for Namakwa are shown in the table and figure below.

Tronox Mining Rights, west coast of South Africa

TABLE OF CONTENTS

Area/Farm	DMRE Reference number	Area (ha)	Current status
Goeraap 140 Portion 17	WC 30/5/1/2/2/114 MR	250	active, expires 17 August 2038
Graauwduinen 152 Portion 1	WC 30/5/1/2/2/114 MR	2,978	active, expires 17 August 2038
Hartebeeste Kom 156 Portion 1 & 2	WC 30/5/1/2/2/114 MR	3,903	active, expires 17 August 2038
Rietfontein Ext 151 Portion 1 & 2	WC 30/5/1/2/2/114 MR	2,084	active, expires 17 August 2038
Hartebeeste Kom 156 Portion 3	WC 30/5/1/2/2/113 MR	1,790	active, expires 17 August 2038
Houtkraal 143 Portion 3	WC 30/5/1/2/2/113 MR	1,780	active, expires 17 August 2038
Graauwduinen 152 Portion 2	WC 30/5/1/2/2/10040 MR	599	active, expires 29 March 2046
Graauwduinen 152 Remaining Extent	WC 30/5/1/2/2/10040 MR	1,776	active, expires 29 March 2046
Rietfontein Ext 151 Remaining Extent	WC 30/5/1/2/2/10040 MR	2,536	active, expires 29 March 2046
Houtkraal 143 Remainder of Portion 2	WC 30/5/1/2/2/10040 MR	645	active, expires 29 March 2046
Houtkraal 143 Remaining Extent	WC 30/5/1/2/2/10040 MR	864	active, expires 29 March 2046

The net book value of the Namakwa Sands mine, inclusive of mining and beneficiary equipment located in the Western Cape of South Africa as well as relevant mining tenements, as of December 31, 2024 was \$437 million. The Namakwa Sands Mine is located at coordinates 31°16'S and 17°54'E.

Location of Western Cape operations



Infrastructure

Potable water is sourced from the Olifants River Irrigation Scheme canal system. Water is distributed to the MSP and Brand-se-Baai (BsB) for process and domestic use. Water is pumped to BsB via a 56 km pipeline at the rate of 280 m³/h. This line also provides water to farmers along the line and rehabilitation areas at the Namakwa Sands Mine. Namakwa Sands holds servitude rights in the area adjacent to the tar sealed road between the Mineral Separation Plant and the Mine. Seawater is used in the primary and secondary separation processes and is pumped via the seawater pump station installation close to the Namakwa Sands Mine.

TABLE OF CONTENTS

ESCOM supplies the MSP via the 132 kV line from the Juno substation. A 132/22 kV, 20 MVA transformer from ESCOM supplies both the MSP and a local farm.

The minerals are transported with purpose-built trailers and trucks between the Namakwa Sands and the MSP at Koekenaap. The trucks travel on a tar seal road constructed for this purpose. A Sishen-Saldanha railway line connects the MSP and Smelter sites. The minerals are transported from the MSP to the Smelter/port storage in closed container trucks, to prevent mineral losses and contamination.

History

Exploration for heavy minerals along the coastal strip of southwest Africa led to the discovery and subsequent delineation of the Namakwa Sands deposit near Brand-se-Baai in 1987. In September 1994 Anglo Operations Ltd commenced mining and processing at the West mine ore body. In 2008 Exxaro Resources acquired the Namakwa operations from Anglo and then in 2012 Tronox acquired 74% of Namakwa Mineral Sands Pty Ltd. In 2021 Tronox acquired the whole of Namakwa Mineral Sands Pty Ltd.

Summary of Resources and Reserves

Namakwa Sands Summary of Mineral Resources as of December 31, 2024

Resource Category	Material (million tonnes)	HM%	Mineral Assemblage (% of THM)			Change from 2023 (%)
			Ilmenite	Rutile + Leucoxene	Zircon	
Measured	122	6.8	33.5	6.3	7.6	
Indicated	84	6.5	28.3	5.6	6.9	
Measured + Indicated	206	6.6	31.4	6.0	7.3	
Inferred	110	5.5	35.1	8.1	6.6	
Total Mineral Resources	316	6.3	32.7	6.7	7.0	3.2

(1) Cutoff grade applied is 0.3% zircon

(2) Mineral Resources are exclusive of mineral reserves. Price assumptions used for resource and reserve estimations are \$1,499 per metric ton of zircon, \$194 per metric ton of Ilmenite and \$925 per metric ton of Rutile.

For a comparison of the reported resources as of December 31, 2024 with the resources as of December 31, 2023, see table on page 34. The increase in resources in 2024 as compared to 2023 is primarily attributable to updated information.

Namakwa Sands Summary of Mineral Reserves as of December 31, 2024

Reserve Category	Material (million tonnes)	HM%	Mineral Assemblage (% of THM)			Change from 2023 (%)
			Ilmenite	Rutile + Leucoxene	Zircon	
Proven	96	7.3	37.8	9.0	9.3	
Probable	550	5.7	51.5	10.7	10.9	
Total Mineral Reserves	646	5.9	49.0	10.4	10.6	(3.1)

(1) Price assumptions used for resource and reserve estimations are \$1,499 per metric ton of zircon, \$194 per metric ton of Ilmenite and \$925 per metric ton of Rutile. Mineral prices used in Reserve estimation are substantially in line with the prices for each of our products published quarterly by third-party industry consultancies.

(2) Conversion of in ground grade to saleable product yield (recovery), considering all the losses during mining and processing, is typically 68% for ilmenite, 63% for rutile, and 63% for zircon.

For a comparison of the reported reserves as of December 31, 2024 with the reserves as of December 31, 2023, see table on page 35. The decrease in reserves in 2024 as compared to 2023 is primarily attributable to mining depletion.

Condition of Property

The operations at Namakwa Sands were originally established by Anglo in 1996 and have operated continuously since that time. Open-cast mining, also known as strip mining, both classified as surface mining techniques, takes place in two distinct areas known as the East and West Mines. The East Mine comprises predominantly shallow mineral sands stripping, whereas the West Mine entails shallow stripping of mineral sands followed by a deeper open-cast mining operation recovering lightly cemented materials to about 40 meters.

More than 200,000 meters of drilling has been completed to date, to define the pre-mine Namakwa mineral resources base from surface down to bedrock. In-fill drilling, assaying and metallurgical test work will continue over the next decade with the strategy to upgrade current mineral resources to fully measured status, as well as converting mineral resources to mineral reserves, with a focus on proven mineral reserves realization.

The mining and mineral processing flowsheet and equipment of the Northern Operations have remained basically the same since the last throughput upgrade in 2008. The equipment and infrastructure at both mines are in sound working order, having been upgraded such that the total throughput of the mining operations now averages around 23 Mt per annum. A major mine development project, expected to be operational in 2026 is currently in the execution stage to extract and beneficiate the deeper lying ore in the East Mine beneath the shallow sands that are nearing its end of life.

Other changes include minor equipment replacements and technology updates, as well as circuit re-configurations as part of an embedded continuous improvement drive. Most recently, a small standalone scavenger plant has been added to the SCP flowsheet to augment attritioned magnetic concentrate production by consuming excess unattritioned ilmenite produced from the WHIMS circuit. Routine work maintenance programs are solidly entrenched, being directed by physical asset care plans targeting the maximum life and efficiency of plant, property and equipment holistically.

KZN Sands

Tronox KZN Sands Operations, which are located along the east coast of the Kwa-Zulu Natal province, South Africa are wholly owned subsidiaries of Tronox Holdings Plc, and include the:

- Fairbreeze Mine, immediately south of the Mtunzini township with the Primary Wet Plant (PWP) situated a further 8 km south of Mtunzini.
- Central Processing Complex (CPC), 50 road km north of Mtunzini, just outside the town of Empangeni, is where heavy mineral concentrates are processed into mineral products and ilmenite is further converted to titanium rich slag and pig iron in two direct current arc furnaces. The laboratory and mineral testing facilities are also located at CPC.

A hybrid mining method is employed at Fairbreeze Mine, utilizing track dozers to break lightly cemented ore layers in combination with high- pressure hydraulic mining using water monitor guns to pump slurried ore to the Primary Wet Concentrator (PWP) for wet gravity recovery of heavy minerals.

The resultant heavy mineral concentrate is trucked to the CPC, which is configured with relatively standard equipment to produce saleable ilmenite, rutile and zircon products. The ilmenite is dispatched to the bordering smelting process encompassing the carbonaceous reduction of ilmenite using DC arc furnaces to produce titanium slag and pig iron. The rutile and zircon products as well as the titanium slag are stored in on-site silos from where it is distributed in bag, container, or bulk shipment format destined for the Richards Bay harbor.

Mining tenements in South Africa are managed at a national government level. In KwaZulu-Natal, Mining Rights and Prospecting Rights are granted and administered by the regional office of the South African Department of Mineral Resources and Energy (DMRE).

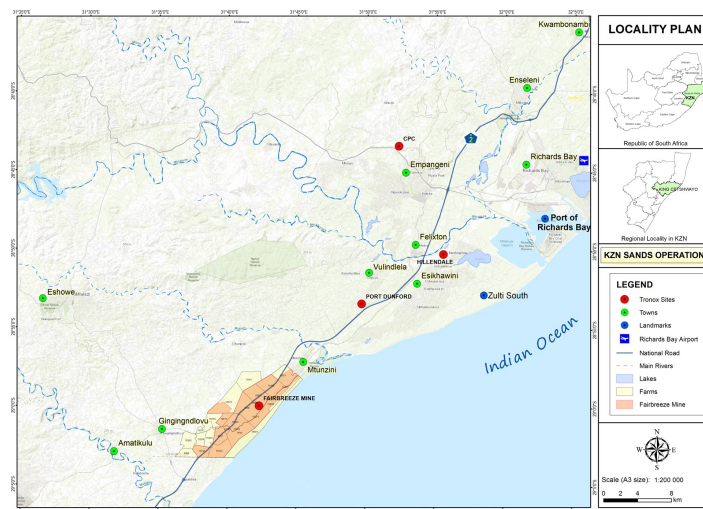
The Mining Rights for Fairbreeze are shown in the table and figure below.

Tronox Mining Rights for Fairbreeze

Area/Farm	DMRE Reference number	Area (ha)	Current status
Fairbreeze A, B, C, D	KZN 30/5/1/2/2/123 MR	3,810	active, expires 24 March 2035
Fairbreeze CX	KZN 30/5/1/2/2/164 MR	231	active, expires 04 August 2039

The net book value of the Fairbreeze mine, inclusive of mining and beneficiary equipment located in the Kwa-Zulu Natal province of South Africa as well as relevant mining tenements, as of December 31, 2024 was \$380 million. The Fairbreeze Mine is located at coordinates 29°00'S and 31°42'E.

Mining Rights and Surface Ownership



Infrastructure

Fresh water is sourced from the Mhlathuze River upgraded installation that originally supplied the Hillendale Mine. This system was upgraded to a pipeline of 750 mm nominal diameter over approximately 33 km to the Fairbreeze Mine and discharging into the raw water dam, from where it is further distributed for mining and minerals processing, as well as potable use.

Bulk electricity supply for the Fairbreeze Mine is from 88 kV and 132 kV ESCOM power lines that run adjacent to the residue storage facilities and feeds the Fairbreeze substation.

Access to the PWP is from off ramps at Bridge 4 on the national highway N2, south of the town of Mtunzini. Road transport for HMC to the MSP at Empangeni, a distance of 50 km, is along the N2 highway utilizing side tipping trucks. Gypsum waste and MSP sand tailings are returned on the backhaul. There is another route between Fairbreeze and the MSP along the R102 that can be used in emergencies. Railway networks in and around the region are suitable for the cargo requirements of the harbor and local industry and are directly connected to the national network for import/export purposes. The Richards Bay harbor operates a very large coal-handling terminal and controls a wide range of import and export cargos. Durban also has port facilities that Tronox uses to export containerized and bagged product from.

History

Natal Mineral Sands (NMS), prospected for mineral sands on Hillendale and Fairbreeze in the northern coast of KwaZulu-Natal during the 1980's. Iscor Limited purchased NMS in 1994 and mining activities commenced in 2001 at the Hillendale Mine. In 2012, Tronox announced the acquisition of 74% of KZN Mineral Sands operations. Production commenced at Fairbreeze in 2015 and in 2021 Tronox acquired the whole of the remaining portion it did not own of the KZN Sands operations.

Summary of Resources and Reserves

Fairbreeze Summary of Mineral Resources as of December 31, 2024

Resource Category	Material (million tonnes)	HM%	Mineral Assemblage (% of THM)				Change from 2023 (%)
			Ilmenite	Rutile + Leucoxene	Zircon		
Measured	43	4.1	63.5	8.9	7.8		
Indicated	—	—	—	—	—		
Measured + Indicated	43	4.1	63.5	8.9	7.8		
Inferred	58	3.5	55.3	6.9	7.2		
Total Mineral Resources	101	3.8	58.8	7.8	7.5		9.0

(1) Cutoff grade applied is 1.5% ilmenite.

TABLE OF CONTENTS

(2) Mineral Resources are exclusive of mineral reserves. Price assumptions used for resource and reserve estimations are \$1,554 per metric ton of zircon, \$205 per metric ton of Ilmenite and \$1,183 per metric ton of Rutile.

For a comparison of the reported resources as of December 31, 2024 with the resources as of December 31, 2023, see table on page 34. The increase in resources in 2024 as compared to 2023 is primarily attributable to updated information.

Fairbreeze Summary of Mineral Reserves as of December 31, 2024

Reserve Category (tonnes)	Material (million tonnes)	HM%	Mineral Assemblage (% of THM)			Change from 2023 (%)
			Ilmenite	Rutile + Leucoxene	Zircon	
Proven	175		5.6	61.4	7.7	7.5
Probable	15		3.9	54.8	5.6	7.3
Total Mineral Reserves	190		5.5	61.0	7.6	7.5 (6.0)

(1) Price assumptions used for resource and reserve estimations are \$1,554 per metric ton of zircon, \$205 per metric ton of Ilmenite and \$1,183 per metric ton of Rutile. Mineral prices used in Reserve estimation are substantially in line with the prices for each of our products published quarterly by third-party industry consultancies.

(2) Conversion of in ground grade to saleable product yield (recovery), considering all the losses during mining and processing, is typically 76% for ilmenite, 75% for rutile, and 80% for zircon.

For a comparison of the reported reserves as of December 31, 2024 with the reserves as of December 31, 2023, see table on page 35. The decrease in reserves in 2024 as compared to 2023 is primarily attributable to updated information.

Condition of Property

In 2001, the Hillendale Mine started to supply HMC concentrate to the CPC, in Empangeni for further minerals processing to saleable mineral products. In 2015 after its useful life, and a production-break, most of the Hillendale Mine's useful, movable equipment was transferred to the nearby newly established Fairbreeze Mine. Mining at Hillendale Mine was exclusively hydraulic mining, but due to the partially semi-consolidated nature of the Fairbreeze ore bodies, a hybrid open-cast mining method is employed at Fairbreeze Mine, utilizing track dozers to break up the ore where required to assist high- pressure hydraulic mining using water monitor guns to pump slurried ore to the PWP for wet gravity recovery of heavy minerals.

Close to 90,000 meters of drilling has been completed to date to define the pre-mine Fairbreeze mineral resources base from surface down to bedrock. Drilling, assaying and metallurgical test work will continue over the next decade with the strategy to upgrade current mineral resources to fully measured status, as well as converting mineral resources to mineral reserves, with a focus on proven mineral reserves realization. The equipment and infrastructure of the Fairbreeze Mine and PWP are in sound working order, having been upgraded as such that the total throughput of the mining operation averaged around 10 Mt per annum for the initial Phase 1 upgrade. Freshly supplied HMC continued to utilize the existing infrastructure at the CPC, Empangeni, being a fully functional mineral separation plant for zircon, ilmenite and rutile products and smelting operations using two DC arc furnaces to produce of TiO₂ slag and pig iron, on the same site.

More recently a Phase 2 expansion of the operation at Fairbreeze Mine was commissioned in order to maintain heavy mineral concentrate (HMC) production due to lower THM grades in the ore. The expansion involves increasing the mining and PWP processing rate to about 16 Mt per annum, which require upgrades to the upfront desliming circuit, a further upgrade of the clay fines thickening and residue disposal equipment, rougher spiral capacity, increased concentrator building and additional process water pumping capacity. Mineral recoveries will be maintained following the expansion as will product quality. A residue storage facility (RSF) called MegaSebaka is currently in place and operational, however with the recent increase in mineral reserves, mine life and planned mining rate, an adjacent area called the Everglades RSF will be constructed nearby.

Otherwise, the MSP used to convert HMC into saleable mineral products is the same that was used for the KZN project's original mining at Hillendale. Other changes include minor equipment replacements and technology updates, as well as circuit re-configurations as part of an embedded continuous improvement drive. Routine work maintenance programs are solidly entrenched, being directed by physical asset care plans targeting the maximum life and efficiency of plant, property and equipment holistically.

Item 3. Legal Proceedings

Information required by this item is incorporated herein by reference to the section captioned "Notes to Consolidated Financial Statements, Note 18 - Commitments and Contingencies" of this Form 10-K.

SEC regulations require us to disclose certain information about administrative or judicial proceedings to which a governmental authority is party arising under federal, state or local environmental provisions if we reasonably believe that such

proceedings may result in monetary sanctions above a stated threshold. Pursuant to the SEC regulations, the Company uses a threshold of \$1 million or more for purposes of determining whether disclosure of any such proceedings is required.

Item 4. Mine Safety Disclosures

None.

PART II

Item 5. Market for Registrant's Common Equity, Related Shareholder Matters and Issuer Purchases of Equity Securities

Market for our Ordinary Shares

Our ordinary shares trade on the New York Stock Exchange under the symbol "TROX."

Holders of Record

As of January 31, 2025, there were approximately 57 holders of record of ordinary shares. This does not include the shareholders that held shares of our ordinary shares in a nominee or "street-name" accounts through banks or broker-dealers. See Item 12, Security Ownership of Certain Beneficial Owners and Management and Related Shareholder Matters.

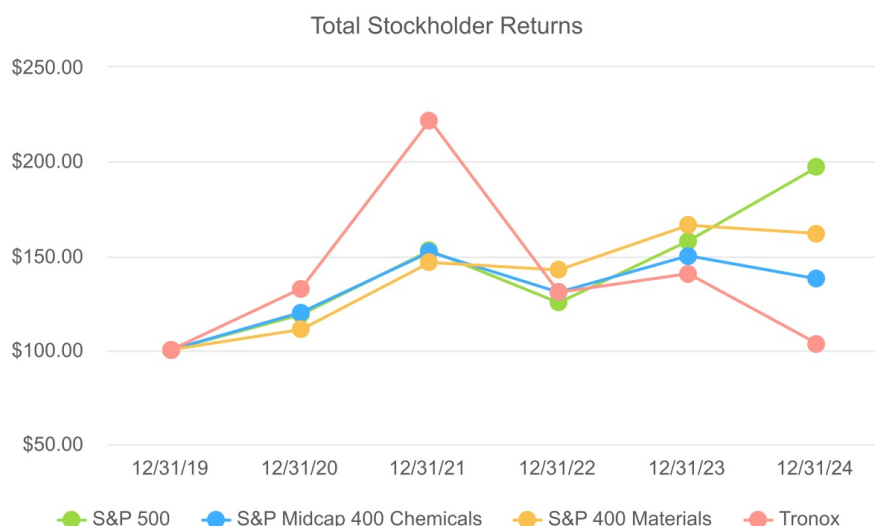
Issuer Purchases of Equity Securities

2024	Total Number of Shares Purchased	Weighted Average Price Paid per Share	Total Number of Shares Purchased as Part of Publicly Announced Plan ⁽¹⁾	Maximum Approximate Dollar Value that May Yet be Purchased Under the Plan ⁽¹⁾
October 1 - October 31	—	\$ —	—	\$ 300,000,000
November 1 - November 30	—	—	—	300,000,000
December 1 - December 31	—	—	—	300,000,000
Total	—	\$ —	—	\$ 300,000,000

(1) On February 21, 2024, in connection with the expiration in February 2024 of the Company's previous share repurchase program, the Company's Board of Directors authorized the repurchase of up to \$300 million of the Company's stock through February 21, 2027. During the year ended December 31, 2024, we made no repurchases of the Company's stock.

Stock Performance Graph

The following graph presents the five-year cumulative total stockholder returns for our ordinary shares compared with the Standard & Poor's ("S&P") 500, the S&P MidCap 400 Chemicals and the S&P 400 Materials indices.



The graph assumes that the values of our ordinary shares, the S&P 500, the S&P MidCap 400 Chemicals index, and the S&P 400 Materials index were each \$100 on December 31, 2019, and that all dividends were reinvested.

Item 6. Selected Financial Data

Not applicable.

Item 7. Management's Discussion and Analysis of Financial Condition and Results of Operations

The following discussion should be read in conjunction with Tronox Holdings plc's consolidated financial statements and the related notes included elsewhere in this Annual Report on Form 10-K. This discussion and other sections in this Annual Report on Form 10-K contain forward-looking statements, within the meaning of the Private Securities Litigation Reform Act of 1995, that involve risks and uncertainties, and actual results could differ materially from those discussed in the forward-looking statements as a result of numerous factors. Forward-looking statements provide current expectations of future events based on certain assumptions and include any statement that does not directly relate to any historical or current fact. Forward-looking statements also can be identified by words such as "future," "anticipates," "believes," "estimates," "expects," "intends," "plans," "predicts," "will," "would," "could," "can," "may," and similar terms. There are important factors that could cause our actual results, level of activity, performance or achievements to differ materially from the results, level of activity, performance or achievements expressed or implied by the forward-looking statements. In particular, you should consider the numerous risks and uncertainties outlined in Item 1A. "Risk Factors."

This Management's Discussion and Analysis of Financial Condition and Results of Operations contains certain financial measures, in particular the presentation of earnings before interest, taxes, depreciation and amortization ("EBITDA") and Adjusted EBITDA, which are not presented in accordance with accounting principles generally accepted in the United States ("U.S. GAAP"). We are presenting these non-U.S. GAAP financial measures because we believe they provide us and readers of this Form 10-K with additional insight into our operational performance relative to earlier periods and relative to our competitors. We do not intend for these non-U.S. GAAP financial measures to be a substitute for any U.S. GAAP financial information. Readers of these statements should use these non-U.S. GAAP financial measures only in conjunction with the comparable U.S. GAAP financial measures. A reconciliation of net (loss) income to EBITDA and Adjusted EBITDA is also provided herein.

Executive Overview

Tronox Holdings plc (referred to herein as "Tronox", "we", "us", or "our") operates titanium-bearing mineral sand mines and beneficiation operations in Australia and South Africa to produce feedstock materials that can be processed into TiO₂ for pigment, high purity titanium chemicals, including titanium tetrachloride, and Ultrafine® titanium dioxide used in certain specialty applications. Our strategy is to be vertically integrated and produce enough feedstock materials to be as self-sufficient as possible in the production of TiO₂ at our nine pigment facilities located in the United States, Australia, Brazil, UK, France, the Netherlands, China and the Kingdom of Saudi Arabia ("KSA"). We believe that vertical integration is the best way to achieve our ultimate goal of delivering low cost, high-quality pigment to our coatings and other TiO₂ customers throughout the world. The mining, beneficiation and smelting of titanium bearing mineral sands creates meaningful quantities of zircon, pig iron and the rare-earth bearing mineral, monazite, which we also supply to customers around the world.

We are a public limited company listed on the New York Stock Exchange and are registered under the laws of England and Wales.

Business Environment

The following discussion includes trends and factors that may affect future operating results:

Fourth quarter revenue decreased 1% compared to the prior year, driven by unfavorable average selling prices including mix and lower other product sales volumes, partially offset by higher sales volumes of zircon and TiO₂. For the fourth quarter of 2024 as compared to the fourth quarter of 2023, TiO₂ revenue increased 3%, driven by a 4% increase in volumes partially offset by a 1% decrease in average selling prices including mix. Zircon sales volumes increased 43% partially offset by an 11% decrease in average selling prices including mix. Revenue from other products decreased 38% due to opportunistic sales of ilmenite and heavy mineral concentrate tailings which occurred in the prior year quarter, but did not reoccur in the current year quarter. Gross profit increased for the fourth quarter of 2024 as compared to the fourth quarter of 2023 due to lower production costs and higher TiO₂ and zircon sales volumes. These favorable impacts were partially offset by lower sales volumes of other products, unfavorable impacts of average selling prices and mix and unfavorable impacts of foreign currency.

Sequentially, revenue decreased 16% in the fourth quarter of 2024 compared to the third quarter of 2024 driven by lower TiO₂ and other products sales volumes and unfavorable average selling prices including mix partially offset by higher sales volumes of zircon. TiO₂ revenue decreased 13% in the fourth quarter of 2024 compared to the third quarter of 2024 driven by an 11% decrease in volumes, a 1% decline in average selling prices including mix and a 1% exchange rate headwind. Zircon sales

[TABLE OF CONTENTS](#)

volumes increased 9% partially offset by an 8% decrease in average selling prices including mix. Other products revenues decreased 40% sequentially primarily due to opportunistic sales of ilmenite and heavy mineral concentrate tailings that occurred in the third quarter of 2024, but did not reoccur in the fourth quarter of 2024. Gross profit decreased sequentially from the third quarter of 2024 to the fourth quarter of 2024 due to lower sales volumes of other products and TiO₂ and headwinds from average selling prices and mix. These unfavorable impacts were partially offset by improved production costs and favorable impacts of foreign currency.

As of December 31, 2024, our total available liquidity was \$578 million, including \$151 million in cash and cash equivalents and \$427 million available under revolving credit agreements. As of December 31, 2024, our total debt was \$2.9 billion and net debt to trailing-twelve month Adjusted EBITDA was 4.8x. The Company also has no financial covenants on its term loans or bonds and only one springing financial covenant on its Cash Flow revolver facility. Refer to Note 13 of notes to consolidated financial statements for further details.

Consolidated Results of Operations

Year Ended December 31, 2024 Compared to the Year Ended December 31, 2023

	Year Ended December 31,		
	2024	2023	Variance
	(Millions of U.S. Dollars)		
Net sales	\$ 3,074	\$ 2,850	\$ 224
Cost of goods sold	2,559	2,388	171
Gross profit	\$ 515	\$ 462	\$ 53
Gross Margin	16.8 %	16.2 %	0.6 pts
Selling, general and administrative expenses	296	276	20
Income from operations	219	186	33
Interest expense	(167)	(158)	(9)
Interest income	10	18	(8)
Loss on extinguishment of debt	(3)	—	(3)
Other income, net	14	3	11
Income before income taxes	73	49	24
Income tax provision	(127)	(363)	236
Net loss	\$ (54)	\$ (314)	\$ 260
Effective tax rate	174 %	741 %	(567) pts
EBITDA⁽¹⁾	\$ 515	\$ 464	\$ 51
Adjusted EBITDA⁽¹⁾	\$ 564	\$ 524	\$ 40
Net loss as % of Net Sales	(1.8)%	(11.0)%	9.2 pts
Adjusted EBITDA as % of Net Sales⁽¹⁾	18.3 %	18.4 %	0.1 pts

(1) EBITDA, Adjusted EBITDA and Adjusted EBITDA as a % of Net Sales are Non-U.S. GAAP financials measures. Please refer to the "Non-U.S. GAAP Financial Measures" section of this Management's Discussion and Analysis of Financial Condition and Results of Operations for a discussion of these measures and a reconciliation of these measures to Net (loss) income.

Net sales of \$3,074 million for the year ended December 31, 2024 increased by 8% compared to \$2,850 million for the same period in 2023. Revenue increased primarily due to higher TiO₂ and zircon sales volumes. Net sales by type of product for the years ended December 31, 2024 and 2023 were as follows:

TABLE OF CONTENTS

The table below presents reported revenue by product:

(Millions of dollars, except percentages)	Year Ended December 31,		Variance	Percentage	
	2024	2023			
TiO ₂	\$ 2,407	\$ 2,248	\$ 159	7	%
Zircon	322	257	65	25	%
Other products	345	345	—	—	%
Total net sales	\$ 3,074	\$ 2,850	\$ 224	8	%

For the year ended December 31, 2024, TiO₂ revenue increased \$159 million, or 7%, compared to the prior year due to a \$290 million increase in sales volumes partially offset by a decrease of \$129 million in average selling prices, including mix. Foreign currency negatively impacted TiO₂ revenue by \$2 million due primarily to the weakening of the Euro. Zircon revenues increased \$65 million primarily due to a 41% increase in sales volumes partially offset by a 16% decrease in average selling prices. Other products revenue remained consistent period over period.

Gross profit of \$515 million for the year ended December 31, 2024 was 16.8% of net sales compared to 16.2% of net sales for the same period in 2023. The increase in gross margin is primarily due to:

- the favorable impact of 4 points due to improved absorption from higher production volumes, and
- the favorable impact of 1 point due to improved production costs and lower idle facility charges, partially offset by
- the unfavorable impact of 5 points primarily due to a decrease in TiO₂ and Zircon selling prices, including mix.

Selling, general and administrative ("SG&A") expenses increased \$20 million when comparing the year ended December 31, 2024 to the prior year. The SG&A expenses increase was primarily driven by a \$11 million increase in employee costs and a \$9 million increase in professional services. The remaining net increase was driven by individually immaterial amounts.

Income from operations for the year ended December 31, 2024 of \$219 million, increased by \$33 million or 18% compared to the same period in 2023 which is primarily attributable to higher sales volumes of TiO₂ and zircon, improved production costs and lower idle facility charges partially offset by higher selling, general and administrative expenses.

Interest expense for the year ended December 31, 2024 increased \$9 million compared to the same period in 2023. The increase is primarily due to the increase in the effective interest rates period over period.

Interest income for the year ended December 31, 2024 decreased \$8 million compared to the same period in 2023 primarily due to an overall decrease in our cash investments and lower interest rates on those cash balances period over period.

Loss on extinguishment of debt was \$3 million for the year ended December 31, 2024 which was primarily related to the refinancing of our US Term Loan Facility with the new 2024-B Term Loan Facility.

Other income (expense), net for the year ended December 31, 2024 primarily consisted of approximately \$28 million (net of associated transaction costs) related to a sale of royalty interest in certain Canadian mineral properties partially offset by \$15 million of fees associated with the utilization of the Securitization Facility. The remaining amount was driven by other individually immaterial amounts.

We continue to maintain full valuation allowances related to the total net deferred tax assets in Australia and the United Kingdom. During the year ended December 31, 2024, the Company recorded a full valuation allowances against the deferred tax assets in Brazil and the Netherlands. Future provisions for income taxes associated with these jurisdictions will include no tax benefits with respect to losses incurred and tax expense only to the extent of current tax payments. Additionally, we have valuation allowances against other specific tax assets.

The effective tax rate was 174% and 741% for the years ended December 31, 2024 and 2023, respectively. The effective tax rates for the year ended December 31, 2024 and 2023 are influenced by a variety of factors, primarily income and losses in jurisdictions with valuation allowances, non-taxable income and expenses, withholding taxes, prior year accruals, and our jurisdictional mix of income at tax rates different than the U.K. statutory rate. Additionally, the effective tax rates for each year is significantly influenced by the application of valuation allowances against deferred tax assets in Brazil and the Netherlands during the year ended December 31, 2024 and Australia during the year ended December 31, 2023. Refer to Note 5 of notes to consolidated financial statements for further information.

Net loss as a percentage of net sales was (1.8)% for the year ended December 31, 2024 as compared to (11.0)% for the year ended December 31, 2023. The primary driver of the year-over-year decrease in Net loss as a percentage of net sales is the timing of the deferred tax assets' valuation allowance adjustments as well as the higher gross profit due to higher sales volumes, lower

production costs and lower idle facility charges. Adjusted EBITDA as a percentage of net sales was relatively consistent period over period at 18.3% for the year ended December 31, 2024 as compared to 18.4% in the prior year.

Year Ended December 31, 2023 Compared to the Year Ended December 31, 2022

A discussion of our results of operations for the year ended December 31, 2023 versus December 31, 2022 is included in Part II, Item 7, "Management's Discussion and Analysis of Financial Condition and Results of Operations - Results of Operation", included in our Annual Report on Form 10-K for the year ended December 31, 2023.

Other Comprehensive Income (Loss)

There was an other comprehensive loss of \$74 million for the year ended December 31, 2024 compared to other comprehensive loss of \$42 million for the year ended December 31, 2023. This increase in comprehensive loss was primarily driven by the unfavorable foreign currency translation adjustments of \$80 million for the year ended December 31, 2024 as compared to unfavorable foreign currency translation adjustments of \$15 million in the prior year. Additionally, we recognized net gains on derivative instruments of \$2 million in the year ended December 31, 2024 as compared to net losses on derivative instruments of \$13 million in the prior year as well as pension and postretirement gains of \$8 million for the year ended December 31, 2024 as compared to pension and postretirement losses of \$14 million in the prior year.

A discussion of our comprehensive (loss) income for the year ended December 31, 2023 versus December 31, 2022 is included in Part II, Item 7, "Management's Discussion and Analysis of Financial Condition and Results of Operations - Other Comprehensive (Loss) Income", included in our Annual Report on Form 10-K for the year ended December 31, 2023.

Liquidity and Capital Resources

During 2024, our liquidity decreased by \$183 million to \$578 million.

The table below presents our liquidity, including amounts available under our credit facilities, as of the following dates:

	December 31, 2024	December 31, 2023
Cash and cash equivalents	\$ 151	\$ 273
Available under the Cash Flow Revolver	305	343
Available under the Standard Credit Facility	—	55
Available under the RMB Credit Facility	42	—
Available under the Emirates Revolver	63	64
Available under the SABB Facility	12	20
Available under the Bank Itau Facility	5	6
Total	<u>\$ 578</u>	<u>\$ 761</u>

Historically, we have funded our operations and met our commitments through cash generated by operations, issuance of unsecured notes, bank financings and borrowings under lines of credit. In the next twelve months, we expect that our operations will provide sufficient cash for our operating expenses, capital expenditures, interest payments and debt repayments, however, if necessary, we have the ability to borrow under our short-term credit facilities (see Note 13 of notes to consolidated financial statements). This is predicated on our achieving our forecast which could be negatively impacted by items outside of our control, including, among other things, macroeconomic conditions, inflationary pressures, political instability including the ongoing Russia and Ukraine and Middle East conflicts and any expansion of such conflicts, and supply chain disruptions. If negative events occur in the future, we may need to reduce our capital spend, cut back on operating costs, and other items within our control to maintain appropriate liquidity.

Working capital (calculated as current assets less current liabilities) was \$1.3 billion at December 31, 2024, compared to \$1.4 billion at December 31, 2023.

As of and for the year ended December 31, 2024, the non-guarantor subsidiaries of our Senior Notes due 2029 represented approximately 18% of our total consolidated liabilities, approximately 39% of our total consolidated assets, approximately 44% of our total consolidated net sales and approximately 52% of our Consolidated EBITDA (as such term is defined in the 2029 Indenture). In addition, as of December 31, 2024, our non-guarantor subsidiaries had \$748 million of total consolidated liabilities (including trade payables but excluding intercompany liabilities), all of which would have been structurally senior to the 2029 Notes. See Note 13 of notes to consolidated financial statements for additional information.

At December 31, 2024, we had outstanding letters of credit and bank guarantees of \$131 million. See Note 18 of notes to consolidated financial statements.

[TABLE OF CONTENTS](#)

Principal factors that could affect our ability to obtain cash from external sources include (i) debt covenants that limit our total borrowing capacity; (ii) increasing interest rates applicable to our floating rate debt; (iii) increasing demands from third parties for financial assurance or credit enhancement; (iv) credit rating downgrades, which could limit our access to additional debt; (v) a decrease in the market price of our common stock and debt obligations; and (vi) volatility in public debt and equity markets.

As of December 31, 2024, our credit rating with Moody's remained unchanged from December 31, 2023 at Ba3 stable outlook. In the first quarter of 2025, Moody's changed our outlook to negative. As of December 31, 2024, our credit rating with Standard & Poor's rating and outlook remained unchanged at B positive and stable, respectively. See Note 13 of notes to consolidated financial statements.

Cash and Cash Equivalents

We consider all investments with original maturities of three months or less to be cash equivalents. As of December 31, 2024, our cash and cash equivalents were invested in money market funds and we also receive earnings credits for some balances left in our bank operating accounts. We maintain cash and cash equivalents in bank deposit and money market accounts that may exceed federally insured limits. The financial institutions where our cash and cash equivalents are held are highly rated and geographically dispersed, and we have a policy to limit the amount of credit exposure with any one institution. We have not experienced any losses in such accounts and believe we are not exposed to significant credit risk.

The use of our cash includes payment of our operating expenses, capital expenditures, servicing our interest and debt repayment obligations, cash taxes, making pension contributions and making quarterly dividend payments. Going forward, we expect to continue to invest in our businesses through cost reduction, as well as growth and vertical integration-related capital expenditures including projects such as newTRON and various mine development projects, continued reductions in our debt, continued dividends and share repurchases.

Repatriation of Cash

At December 31, 2024, we held \$151 million in cash and cash equivalents in these respective jurisdictions: \$17 million in the United States, \$38 million in South Africa, \$26 million in Australia, \$28 million in Brazil, \$7 million in Saudi Arabia, \$17 million in China, \$17 million in Europe and \$1 million in India. Our credit facilities limit transfers of funds from subsidiaries in the United States to certain foreign subsidiaries. In addition, at December 31, 2024, we held approximately \$1 million of restricted cash which is in South Africa related to a profit-sharing arrangement as well as in Australia related to performance bonds.

At December 31, 2024, Tronox Holdings plc had foreign subsidiaries with undistributed earnings. Although we would not be subject to income tax on these earnings, we have asserted that amounts in specific jurisdictions are indefinitely reinvested outside of the parent's taxing jurisdictions. These amounts could be subject to withholding tax if distributed, but the Company has made no provision for tax related to these undistributed earnings. The Company has removed its assertion that earnings in China are indefinitely reinvested, and the withholding tax accruals for potential repatriations from that jurisdiction are now reflected in the effective tax rate reconciliation in Note 5 to the consolidated financial statements.

Stock Repurchases

On February 21, 2024, in connection with the expiration in February 2024 of the Company's previous share repurchase program, the Company's Board of Directors authorized the repurchase of up to \$300 million of the Company's stock through February 21, 2027. During the year ended December 31, 2024, we made no repurchases of the Company's stock.

Cash Dividends on Ordinary Shares

On February 18, 2025, the Board declared a quarterly dividend of \$0.125 per share to holders of our ordinary shares at the close of business on March 3, 2025, which will be paid on April 4, 2025.

Debt Obligations

On May 1, 2024, Tronox Finance LLC (the "Borrower"), Tronox Holdings plc (the "Company"), certain of the Company's subsidiaries, the incremental term lender party thereto and HSBC Bank USA, National Association, as Administrative Agent and Collateral Agent, entered into Amendment No. 4 to the Amended and Restated First Lien Credit Agreement (the "2024 Amendment"). The 2024 Amendment provides the Borrower with a new five-year incremental term loan facility ("the 2024 Term Loan Facility") under its credit agreement in an aggregate initial principal amount of \$741 million. The 2024 Term Loan Facility was used to refinance in full the Company's outstanding 2022 Term Loan and 2023 Term Loan.

On August 15, 2024, the Borrower (as defined above), together with the Company and certain of the Company's subsidiaries, entered into Amendment No. 5 to the Credit Agreement (as defined above) with the revolving lenders party thereto and HSBC Bank USA, National Association, as Administrative Agent and Collateral Agent. Amendment No. 5 provides for a \$350 million

[TABLE OF CONTENTS](#)

replacement revolving loan facility (the "New Cash Flow Revolver") which refinances and replaces the Borrower's existing \$350 million revolving loan facility (the "Cash Flow Revolver").

On September 30, 2024, the Borrower (as defined above), together with the Company and certain of the Company's subsidiaries, entered into Amendment No. 6 to the Credit Agreement (as defined above) with the term lenders party thereto and HSBC Bank USA, National Association, as Administrative Agent and Collateral Agent. Amendment No. 6 provides the Borrower with a new seven-year incremental term loan facility (the "2024-B Term Loan Facility") in an aggregate principal amount of \$902 million. The proceeds of the 2024-B Term Loan Facility was used to refinance in full all of the outstanding amounts of the existing Term Loan Facility.

On August 16, 2024, Tronox Minerals Sands Proprietary Limited and Tronox KZN Sands Proprietary Limited, wholly-owned subsidiaries of the Company, entered into Amendment No. 2 ("the Amendment") and restatement of a credit facility with RMB, that supersedes and replaces the Standard Bank Limited Term Loan Facility in its entirety. The amended credit facility provides the Company with (a) a new five-year term loan facility in an aggregate principal amount of R1.1 billion (approximately \$58 million at December 31, 2024 exchange rate) (the "RMB Term Loan Facility") and (b) a new three-year revolving credit facility (the "RMB Revolving Credit Facility") providing an increase of the revolving commitments of R1.2 billion (approximately \$63 million at December 31, 2024 exchange rate).

At December 31, 2024 and 2023, our short-term debt and long-term debt, net of unamortized discount and debt issuance costs was \$2.9 billion and \$2.8 billion, respectively.

At December 31, 2024 and 2023, our net debt (the excess of our debt over cash and cash equivalents) was \$2.7 billion and \$2.6 billion, respectively.

As of February 17, 2025, the total outstanding principal balance on our short-term debt facilities was approximately \$117 million.

See Note 13 of notes to consolidated financial statements for further details.

Off-Balance Sheet Arrangements

In March 2022, the Company entered into an accounts receivable securitization program ("Securitization Facility") with a financial institution, through our wholly-owned special purpose bankruptcy-remote subsidiary, Tronox Securitization LLC ("SPE"). The Securitization Facility permitted the SPE to sell accounts receivable up to \$75 million.

In November 2022, the Company amended the receivable purchase agreement to expand the program to include receivables generated by its wholly-owned Australian operating subsidiaries, Tronox Pigment Pty Ltd., Tronox Pigment Bunbury Ltd. and Tronox Mining Australia Ltd. which increased the facility limit to \$200 million and extended the program term to November 2025.

In June 2023, the Company entered into an additional amendment (the "Second Amendment") to further include receivables generated by our wholly-owned European operating subsidiaries, Tronox Pigment Holland BV and Tronox Pigment UK Limited. Neither the facility limit nor the program term were changed as a result of the Second Amendment, and remained at \$200 million and November 2025, respectively.

In March 2024, we entered into a Securitization Facility technical amendment (the "Third Amendment"), to increase the percentage of certain receivables eligible for sale to the Purchaser. In April 2024, we again amended the Securitization Facility (the "Fourth Amendment"), to increase the Facility Limit from \$200 million to \$230 million.

See "Note 7 - Accounts Receivable Securitization Program" in notes to consolidated financial statements for further details regarding this off-balance sheet program.

Cash Flows

Years Ended December 31, 2024 and 2023

TABLE OF CONTENTS

The following table presents cash flow for the periods indicated:

	Year Ended December 31,	
	2024	2023
	(Millions of U.S. dollars)	
Net cash provided by operating activities	\$ 300	\$ 184
Net cash used in investing activities	(343)	(255)
Net cash (used in) provided by financing activities	(71)	176
Effect of exchange rate changes on cash	(7)	4
Net increase (decrease) in cash and cash equivalents	\$ (121)	\$ 109

Cash Flows provided by Operating Activities — Cash provided by our operating activities is driven by net loss adjusted for non-cash items and changes in working capital items. The following table summarizes our net cash provided by operating activities for 2024 and 2023:

	Year Ended December 31,	
	2024	2023
	(Millions of U.S. dollars)	
Net loss	\$ (54)	\$ (314)
Net adjustments to reconcile net loss to net cash provided by operating activities	457	672
Income related cash generation	403	358
Net change in assets and liabilities	(103)	(174)
Net cash provided by our operating activities	\$ 300	\$ 184

Net cash provided by operating activities was \$300 million in 2024 as compared to \$184 million in 2023. The increase of \$116 million period over period is primarily due to a \$45 million increase in income related cash generation and a decrease of \$71 million use of cash for net assets and liabilities. The lower use of cash for working capital was primarily driven by decreases in the use of cash for inventories of \$36 million and decreases in the use of cash for accounts payable and accrued liabilities of \$73 million partially offset by a decrease in cash provided by accounts receivable of \$73 million and a change of \$34 million in net changes in income tax payables and receivables. Additionally, there was an increase in the use of cash for long-term other assets and liabilities of \$2 million from the prior year to the current year.

Cash Flows used in Investing Activities — Net cash used in investing activities for the year ended December 31, 2024 was \$343 million as compared to \$255 million for the year ended December 31, 2023. The \$88 million increase in use of cash year over year is primarily driven by higher capital expenditures of \$370 million partially offset by \$21 million of proceeds from the sale of a royalty interest in certain Canadian mineral properties during the current year. The remaining \$6 million in the current year is related to other proceeds from sale of assets.

Cash Flows (used in) provided by Financing Activities — Net cash used in financing activities during the year ended December 31, 2024 was \$71 million as compared to cash provided by financing activities of \$176 million for the year ended December 31, 2023. The current year is primarily comprised of dividends paid of \$80 million and total net proceeds of \$26 million of long-term debt and short-term debt. The prior year was comprised of \$347 million of proceeds from long-term debt partially offset by repayments of long-term and short-term debt of \$165 million as well as \$89 million of cash used to pay dividends.

Years Ended December 31, 2023 and 2022

A discussion of our cash flows for the year ended December 31, 2023 versus 2022 is included in Part II, Item 7, "Management's Discussion and Analysis of Financial Condition and Results of Operations - Cash Flows", included in our Annual Report on Form 10-K for the year ended December 31, 2023.

Contractual Obligations

The following table sets forth information relating to our contractual obligations as of December 31, 2024:

		Contractual Obligation Payments Due by Period ⁽³⁾			
		Less than 1 year	1-3 years	3-5 years	More than 5 years
Total		(Millions of U.S. dollars)			
Long-term debt and lease financing (including interest) ⁽¹⁾	\$ 3,780	\$ 280	\$ 407	\$ 2,109	\$ 984
Purchase obligations ⁽²⁾	3,431	395	399	472	2,165
Operating leases	235	35	42	33	125
Pension and other post-retirement benefit obligations ⁽⁴⁾	219	27	46	44	102
Asset retirement obligations and environmental liabilities ⁽⁵⁾	480	24	54	48	354
Total	\$ 8,145	\$ 761	\$ 948	\$ 2,706	\$ 3,730

(1) We calculated our various term loan facilities' interest at a SOFR plus an applicable margin. See Note 13 of notes to our consolidated financial statements.

(2) Includes obligations to purchase requirements of process chemicals, supplies, utilities and services. We have various purchase commitments for materials, supplies, and services entered into in the ordinary course of business. Included in the purchase commitments table above are contracts, which require minimum volume purchases that extend beyond one year or are renewable annually and have been renewed for 2025. Certain contracts allow for changes in minimum required purchase volumes in the event of a temporary or permanent shutdown of a facility. We believe that all of our purchase obligations will be utilized in our normal operations.

(3) The table excludes contingent obligations, as well as any possible payments for uncertain tax positions given the inability to estimate the possible amounts and timing of any such payments.

(4) Pension and other post-retirement benefit ("OPEB") obligations of \$219 million include estimates of pension plan contributions and expected future benefit payments for unfunded pension and OPEB plans. Pension plan contributions are forecasted for 2025 only. Expected future unfunded pension and OPEB benefit payments are forecasted only through 2034. Contribution and unfunded benefit payment estimates are based upon current valuation assumptions. Estimates of pension contributions after 2025 and unfunded benefit payments after 2034 are not included in the table because the timing of their resolution cannot be estimated. Refer to Note 21 in notes to consolidated financial statements for further discussion on our pension and OPEB plans.

(5) Amounts are shown at the undiscounted and uninflated values.

Non-U.S. GAAP Financial Measures

EBITDA, Adjusted EBITDA, Adjusted net (loss) income attributable to Tronox and Diluted adjusted net income per share attributable to Tronox, which are used by management to measure performance, are not presented in accordance with U.S. GAAP. We define EBITDA as net (loss) income excluding the impact of income taxes, interest expense, interest income and depreciation, depletion and amortization. We define Adjusted EBITDA as EBITDA excluding the impact of nonrecurring items such as restructuring charges, gain or loss on debt extinguishments, impairment charges, gains or losses on sale of assets, acquisition-related transaction costs and pension settlements and curtailment gains or losses. Adjusted EBITDA also excludes non-cash items such as share-based compensation costs, pension and postretirement costs, and realized and unrealized foreign currency remeasurement gains and losses. We define Adjusted net income attributable to Tronox as net (loss) income attributable to Tronox excluding the impact of nonrecurring items which the Company believes are not indicative of its core operating results such as restructuring charges, gain or loss on debt extinguishments, impairment charges, gains or losses on sale of assets, acquisition-related transaction costs and pension settlements and curtailment gains or losses. We define Diluted adjusted net income per share attributable to Tronox as Diluted net income per share excluding the impact of nonrecurring items which the Company believes are not indicative of its core operating results such as restructuring charges, gain or loss on debt extinguishments, impairment charges, gains or losses on sale of assets, acquisition-related transaction costs and pension settlements and curtailment gains or losses.

Management believes that EBITDA, Adjusted EBITDA, Adjusted net income attributable to Tronox and Diluted adjusted net income per share attributable to Tronox are useful to investors, as it is commonly used in the industry as a means of evaluating operating performance. We do not intend for these non-U.S. GAAP financial measures to be a substitute for any U.S. GAAP financial information. Readers of these statements should use these non-U.S. GAAP financial measures only in conjunction with the comparable U.S. GAAP financial measures. Since other companies may calculate EBITDA, Adjusted EBITDA, Adjusted net income attributable to Tronox and Diluted adjusted net income per share attributable to Tronox differently than we do, EBITDA, Adjusted EBITDA, Adjusted net income attributable to Tronox and Diluted adjusted net income per share attributable to Tronox, as presented herein, may not be comparable to similarly titled measures reported by other companies. Management believes these non-U.S. GAAP financial measures:

- reflect our ongoing business in a manner that allows for meaningful period-to-period comparison and analysis of trends in our business, as they exclude income and expense that are not reflective of ongoing operating results;

[TABLE OF CONTENTS](#)

- provide useful information in understanding and evaluating our operating results and comparing financial results across periods; and
- provide a normalized view of our operating performance by excluding items that are either noncash or infrequently occurring.

These non-U.S. GAAP measures are the primary measures management uses for planning and budgeting processes, and to monitor and evaluate financial and operating results. In addition, Adjusted EBITDA is a factor in evaluating management's performance when determining incentive compensation.

The following table reconciles net (loss) income to EBITDA and Adjusted EBITDA, Adjusted EBITDA as a % of net sales for the periods presented and Net Debt to Trailing Twelve Month Adjusted EBITDA as of December 31, 2024 and December 31,

[TABLE OF CONTENTS](#)

2023:

	Year Ended December 31,		
	2024	2023	2022
Net (loss) income (U.S. GAAP)	(54)	(314)	500
Interest expense	167	158	125
Interest income	(10)	(18)	(9)
Income tax provision	127	363	(192)
Depreciation, depletion and amortization expense	285	275	269
EBITDA (non-U.S. GAAP)	515	464	693
Share-based compensation ^(a)	21	21	26
Venator settlement ^(b)	—	—	85
Loss on extinguishment of debt ^(c)	3	—	21
Foreign currency remeasurement ^(d)	(1)	(6)	3
Pension settlement loss ^(e)	—	—	20
Accretion expense and other adjustments to asset retirement and environmental obligations ^(f)	23	22	19
Accounts receivable securitization program ^(g)	15	12	3
Sale of royalty interest in certain Canadian mineral properties, net of fees ^(h)	(28)	—	—
Other items ⁽ⁱ⁾	16	11	5
Adjusted EBITDA (non-U.S. GAAP)	\$ 564	\$ 524	\$ 875

	Year Ended December 31,		
	2024	2023	2022
Net sales	\$ 3,074	\$ 2,850	\$ 3,454
Net (loss) income (U.S. GAAP)	\$ (54)	\$ (314)	\$ 500
Net (loss) income (U.S. GAAP) as a % of Net sales	(1.8)%	(11.0)%	14.5 %
Adjusted EBITDA (non-U.S. GAAP) (see above) as a % of Net sales	18.3 %	18.4 %	25.3 %

	December 31,	
	2024	2023
Long-term debt, net	\$ 2,759	\$ 2,786
Short-term debt	65	11
Long-term debt due within one year	35	27
(Less) Cash and cash equivalents	(151)	(273)
Net debt	\$ 2,708	\$ 2,551
Adjusted EBITDA (non-U.S. GAAP) (see above)	\$ 564	\$ 524
Net debt to trailing-twelve month Adjusted EBITDA (non-U.S. GAAP) (see above)	4.8x	4.9x

(a) Represents non-cash share-based compensation. See Note 20 of notes to consolidated financial statements.

(b) Represents the breakage fee including interest associated with the Venator settlement which were recorded in "Venator settlement" in the Consolidated Statements of Operations.

(c) 2024 amount represents the loss in connection with the refinancing of the Term Loan Facility in the U.S. 2022 amount represents the loss in connection with the redemption of the 6.5% Senior Secured Notes and the issuance of a new loan which closed in April 2022. See Note 13 of notes to consolidated financial statements.

[TABLE OF CONTENTS](#)

- (d) Represents realized and unrealized gains and losses associated with foreign currency remeasurement related to third-party and intercompany receivables and liabilities denominated in a currency other than the functional currency of the entity holding them, which are included in "Other income (expense), net" in the Consolidated Statements of Operations.
- (e) 2022 amount represents a non-cash pension settlement loss due to the settling of low-dollar valued amounts in our U.S. Qualified Plan.
- (f) Primarily represents accretion expense and other noncash adjustments to asset retirement obligations and environmental liabilities.
- (g) Primarily represents expenses associated with the Company's accounts receivable securitization program which is used as a source of liquidity in the Company's overall capital structure.
- (h) Represents the sale of a royalty interest in certain Canadian mineral properties, net of associated transaction costs included in "Other (expense) income, net" in the Consolidated Statements of Operations.
- (i) Includes noncash pension and postretirement costs, asset write-offs and other items included in "Selling general and administrative expenses", "Cost of goods sold" and "Other income (expense), net" in the Consolidated Statements of Operations.

The following table reconciles Net (loss) income attributable to Tronox to Adjusted net income attributable to Tronox for the periods presented:

	Year Ended December 31,		
	2024	2023	2022
Net (loss) income attributable to Tronox Holdings plc (U.S. GAAP)	\$ (48)	\$ (316)	\$ 49
Venator settlement ^(a)	—	—	8
Loss on extinguishment of debt ^(b)	3	—	2
Sale of royalty interest ^(c)	(21)	—	—
Pension settlement loss ^(d)	—	—	1
Other ^(e)	5	(1)	(
Withholding tax accrued ^(f)	—	—	—
Tax valuation allowance ^(g)	49	293	(30
Income tax expense - deferred tax assets ^(h)	—	—	(
Adjusted net (loss) income attributable to Tronox Holdings plc (non-U.S. GAAP) ⁽¹⁾⁽²⁾	\$ (12)	\$ (24)	31
Diluted net (loss) income per share (U.S. GAAP)	\$ (0.31)	\$ (2.02)	\$ 3.1
Venator settlement, per share	—	—	0.5
Loss on extinguishment of debt, per share	0.02	—	0.1
Sale of royalty interest, per share	(0.13)	—	—
Pension settlement loss, per share	—	—	0.0
Other, per share	0.03	(0.01)	(0.0
Withholding tax accrued	—	—	0.0
Tax valuation allowance, per share	0.31	1.88	(1.9
Income tax expense - deferred tax assets, per share	—	—	(0.0
Diluted adjusted net (loss) income per share attributable to Tronox Holdings plc (non-U.S. GAAP) ⁽²⁾	\$ (0.08)	\$ (0.15)	\$ 1.9
Weighted average shares outstanding, diluted (in thousands)	157,819	156,397	157,11

(a) Represents the breakage fee including interest associated with the Venator settlement which were recorded in "Venator settlement" in the Consolidated Statements of Operations.

(b) 2024 amount represents the loss in connection with the refinancing of the Term Loan Facility in the U.S. 2022 amount represents the loss in connection with the redemption of the 6.5% Senior Secured Notes and the issuance of a new term loan which closed in April 2022.

(c) Represents the sale of a royalty interest in certain Canadian mineral properties, net of associated transaction costs included in "Other income (expense), net" in the Consolidated Statements of Operations.

(d) 2022 amount represents a non-cash pension settlement loss due to the settling of low-dollar valued amounts in our U.S. Qualified Plan.

(e) Represents other activity not representative of the ongoing operations of the Company.

(f) Represents potential withholding tax due to the Chinese government for historic distributable income generated.

(g) 2024 amount represents the establishment of a full valuation allowance against the deferred tax assets within our Brazilian and Netherlands jurisdictions. 2023 amount represents the establishment of a full valuation allowance against the deferred tax assets within our Australian jurisdiction. 2022 amount represents changes primarily within the Company's Australian deferred tax assets' valuation allowance.

(h) Represents a charge to tax expense for the impact on deferred tax assets from a change in tax rates in a foreign tax jurisdiction.

(1) Only the sale of royalty interest, pension settlement loss amount and certain other items have been tax impacted. No income tax impacts have been given to other item as they were recorded in jurisdictions with full valuation allowances.

(2) Diluted adjusted net income per share attributable to Tronox Holdings plc was calculated from exact, not rounded Adjusted net income attributable to Tronox Holdings plc and share information.

Critical Accounting Policies and Estimates

The preparation of financial statements in conformity with U.S. GAAP requires management to make certain estimates and assumptions regarding matters that are inherently uncertain and that ultimately affect the reported amounts of assets, liabilities, revenues and expenses, and the disclosure of contingent assets and liabilities. The estimates and assumptions are based on management's experience and understanding of current facts and circumstances. These estimates may differ from actual results. Certain of our accounting policies are considered critical, as they are both important to reflect our financial position and results of operations and require significant or complex judgment on the part of management. The following is a summary of certain accounting policies considered critical by management.

Asset Retirement Obligations

To the extent a legal obligation exists, an asset retirement obligation ("ARO") is recorded at its estimated fair value and accretion expense is recognized over time as the discounted liability is accreted to its expected settlement value. Because AROs represent financial obligations to be settled in the future, uncertainties exist in estimating the timing and amount of the associated costs to be incurred. Fair value is measured using expected future cash outflows, adjusted for expected inflation and discounted at our credit-adjusted risk-free interest rate. No market-risk premium has been included in our calculation of ARO balances since we can make no reliable estimate. Management believes these estimates and assumptions are reasonable; however, they are inherently uncertain. Refer to Notes 17 to the consolidated financial statements for a summary of the estimates and assumptions utilized. At December 31, 2024, AROs were \$186 million of which the long-term portion of \$172 million is recorded in "Asset retirement obligations" and the short-term portion of \$14 million is recorded in "Accrued liabilities" in the Consolidated Balance Sheet.

Environmental Matters

Liabilities for environmental matters are recognized when it is probable that a liability has been incurred and the related costs can be reasonably estimated. Such liabilities are based on our best estimate of the undiscounted future costs required to complete the remedial work. The recorded liabilities are adjusted periodically as remediation efforts progress or as additional technical, regulatory or legal information becomes available. Given the uncertainties regarding the status of laws, regulations, enforcement policies, the impact of other potentially responsible parties, technology and information related to individual sites, we do not believe it is possible to develop an estimate of the range or reasonably possible environmental loss in excess of our recorded liabilities. At December 31, 2024, environmental liabilities (both short term and long term) were \$48 million.

For further discussion, see Environmental Matters included elsewhere in this section entitled, "Management's Discussion and Analysis of Financial Condition and Results of Operations" and Notes 2 and 18 to the consolidated financial statements.

Income Taxes

We have operations in several countries around the world and are subject to income and similar taxes in these countries. The estimation of the amounts of income tax involves the interpretation of complex tax laws and regulations and how foreign taxes affect domestic taxes, as well as the analysis of the realizability of deferred tax assets, tax audit findings and uncertain tax positions. Although we believe our tax accruals are adequate, differences may occur in the future, depending on the resolution of pending and new tax matters.

Deferred tax assets and liabilities are determined based on temporary differences between the financial reporting and tax bases of assets and liabilities using enacted tax rates expected to apply to taxable income in the years in which those temporary differences are expected to be recovered or settled. A valuation allowance is provided against a deferred tax asset when it is more likely than not that all or some portion of the deferred tax asset will not be realized. We periodically assess the likelihood that we will be able to recover our deferred tax assets and reflect any changes in our estimates in the valuation allowance with a corresponding adjustment to earnings or other comprehensive income (loss) as appropriate. ASC 740, *Income Taxes*, requires that all available positive and negative evidence be weighed to determine whether a valuation allowance should be recorded.

The amount of income taxes we pay are subject to ongoing audits by federal, state and foreign tax authorities, which may result in proposed assessments. Our estimate of the potential outcome for any uncertain tax issue is highly judgmental. We assess our income tax positions, and record tax benefits for all years subject to examination based upon our evaluation of the facts, circumstances and information available at the reporting date. For those tax positions for which it is more likely than not that a tax benefit will be sustained, we record the amount that has a greater than 50% likelihood of being realized upon settlement with a taxing authority that has full knowledge of all relevant information. Interest and penalties are accrued as part of tax expense, where applicable. If we do not believe that it is more likely than not that a tax benefit will be sustained, no tax benefit is recognized.

See Notes 2 and 5 to the consolidated financial statements for additional information.

Contingencies

From time to time, we may be subject to lawsuits, investigations and disputes (some of which involve substantial amounts claimed) arising out of the conduct of our business, including matters relating to commercial transactions, prior acquisitions and divestitures including our acquisition of Cristal, employee benefit plans, intellectual property, and environmental, health and safety matters. We recognize a liability for any contingency that is probable of occurrence and reasonably estimable. We continually assess the likelihood of adverse judgments or outcomes in these matters, as well as potential ranges of possible losses (taking into consideration any insurance recoveries), based on a careful analysis of each matter with the assistance of outside legal counsel and, if applicable, other experts. Such contingencies are significant and the accounting requires considerable management judgments in analyzing each matter to assess the likely outcome and the need for establishing appropriate liabilities and providing adequate disclosures.

Refer to Notes 2 and 18 to the consolidated financial statements for additional information.

Long-Lived Assets

Key estimates related to long-lived assets (property, plant and equipment, mineral leaseholds, and intangible assets) include useful lives, recoverability of carrying values, and the existence of any asset retirement obligations. As a result of future decisions, such estimates could be significantly modified. The estimated useful lives of property, plant and equipment range from three to forty years, and depreciation is recognized on a straight-line basis. Useful lives are estimated based upon our historical experience, engineering estimates, and industry information. These estimates include an assumption regarding periodic maintenance. Mineral leaseholds are depleted over their useful lives as determined under the units of production method. Intangible assets with finite useful lives are amortized on the straight-line basis over their estimated useful lives. The amortization methods and remaining useful lives are reviewed quarterly.

We evaluate the recoverability of the carrying value of long-lived assets that are held and used whenever events or changes in circumstances indicate that the carrying value may not be recoverable. Under such circumstances, we assess whether the projected undiscounted cash flows of our long-lived assets are sufficient to recover the carrying amount of the asset group being assessed. If the undiscounted projected cash flows are not sufficient, we calculate the impairment amount by discounting the projected cash flows using our weighted-average cost of capital. For assets that satisfy the criteria to be classified as held for sale, an impairment loss, if any, is recognized to the extent the carrying amount exceeds fair value, less cost to sell. The amount of the impairment of long-lived assets is written off against earnings in the period in which the impairment is determined.

Pension and Postretirement Benefits

We provide pension benefits for qualifying employees in the United States and internationally, with the largest in the United Kingdom. Because pension benefits represent financial obligations that will ultimately be settled in the future with employees

who meet eligibility requirements, uncertainties exist in estimating the timing and amount of future payments, and significant estimates are required to calculate pension expense and liabilities relating to these plans. The company utilizes the services of independent actuaries, whose models are used to help facilitate these calculations. Several key assumptions are used in actuarial models to calculate pension expense and liability amounts recorded in the financial statements; the most significant variables in the models are the expected rate of return on plan assets, the discount rate, and the expected rate of compensation increase. Management believes the assumptions used in the actuarial calculations are reasonable, reflect the company's experience and expectations for the future and are within accepted practices in each of the respective geographic locations in which it operates. However, actual results in any given year often differ from actuarial assumptions due to economic events and different rates of retirement, mortality, and turnover. Refer to Notes 2 and 21 to the consolidated financial statements for a summary of the plan assumptions and additional information on our pension arrangements.

Expected Return on Plan Assets — In forming the assumption of the long-term rate of return on plan assets, we consider the expected earnings on funds already invested, earnings on contributions expected to be made in the current year, and earnings on reinvested returns. The long-term rate of return estimation methodology for the plans is based on a capital asset pricing model using historical data and a forecasted earnings model. An expected return on plan assets analysis is performed which incorporates the current portfolio allocation, historical asset-class returns, and an assessment of expected future performance using asset-class risk factors. A 100 basis point change in these expected long-term rates of return, with all other variables held constant, would change our pension expense by approximately \$2 million.

Discount Rate — The discount rates selected for estimation of the actuarial present value of the benefit obligations are determined based on the prevailing market rate for high-quality, fixed-income debt instruments with maturities corresponding to the expected timing of benefit payments as of the annual measurement date for each of the various plans. These rates change from year to year based on market conditions that affect corporate bond yields. A 100 basis points change in discount rates, with all other variables held constant, would have a less than \$1 million impact to our pension expense. A 100 basis points reduction in discount rates would increase the PBO by approximately \$29 million whereas a 100 basis point increase in discount rates would decrease the PBO by approximately \$25 million.

Rates of Compensation Increase - We determine these rates based on review of the underlying long-term salary increase trend characteristic of the local labor markets and historical experience, as well as comparison to peer companies. A 100 basis points change in the expected rate of compensation increase, with all other variables held constant, would change our pension expense by approximately \$1 million. A 100 basis points reduction or increase in rate of compensation would decrease the PBO by approximately \$4 million or increase the PBO by approximately \$5 million, respectively.

Recent Accounting Pronouncements

See Note 2 of notes to Consolidated Financial Statements for recently issued accounting pronouncements.

Environmental Matters

We are subject to a broad array of international, federal, state, and local laws and regulations relating to safety, pollution, protection of the environment, and the generation, storage, handling, transportation, treatment, disposal, and remediation of hazardous substances and waste materials. In the ordinary course of business, we are subject to frequent environmental inspections and monitoring, and occasional investigations by governmental enforcement authorities. Under these laws, we are or may be required to obtain or maintain permits or licenses in connection with our operations. In addition, under these laws, we are or may be required to remove or mitigate the effects on the environment of the disposal or release of chemical, petroleum, low-level radioactive and other substances at our facilities. We may incur future costs for capital improvements and general compliance under environmental, health, and safety laws, including costs to acquire, maintain, and repair pollution control equipment. Environmental laws and regulations are becoming increasingly stringent, and compliance costs are significant and will continue to be significant in the foreseeable future. There can be no assurance that such laws and regulations or any environmental law or regulation enacted in the future is not likely to have a material effect on our business. We believe we are in compliance with applicable environmental rules and regulations in all material respects.

Refer to Item 3. Legal Proceedings for further information.

Item 7A. Quantitative and Qualitative Disclosures About Market Risk

We are exposed to various market, credit, operational, and liquidity risks in the normal course of business, which are discussed below. We manage these risks through normal operating and financing activities and, when appropriate, with derivative instruments. We do not invest in derivative instruments for speculative purposes, but historically have entered into, and may enter into, derivative instruments for hedging purposes in order to reduce the exposure to fluctuations in interest rates, natural gas prices and exchange rates.

Market Risk

A substantial portion of our products and raw materials are commodities that reprice as market supply and demand fundamentals change. Accordingly, product margins and the level of our profitability tend to vary with changes in the business cycle. Our TiO₂ prices may do so in the near term as ore prices and pigment prices are expected to fluctuate over the next few years. We try to protect against such instability through various business strategies. These include provisions in sales contracts allowing us to pass on higher raw material costs through timely price increases and formula price contracts to transfer or share commodity price risk, as well as using varying contract term lengths and selling to a diverse mix of customers by geography and industry to reap the benefits of a diverse portfolio.

Credit Risk

Credit risk is the risk that a borrower or a counterparty will fail to meet their obligations. A significant portion of our liquidity is concentrated in trade accounts receivable that arise from sales of our products to customers. In the case of TiO₂, the high level of industry concentration has the potential to impact our overall exposure to credit risk, either positively or negatively, in that our customers may be similarly affected by changes in economic, industry or other conditions. We have significant exposure to credit risk in industries that are affected by cyclical economic fluctuations. We perform ongoing credit evaluations of our customers from time to time, as deemed appropriate, to mitigate credit risk but generally do not require collateral. Our contracts typically enable us to tighten credit terms if we perceive additional credit risk; however, historic losses due to write offs of bad debt have been relatively low. In addition, due to our international operations, we are subject to potential trade restrictions and sovereign risk in certain countries in which we operate. We maintain allowances for potential credit losses based on specific customer review and current financial conditions. During 2024, 2023 and 2022 our ten largest third-party customers represented 37%, 39%, and 30%, respectively, of our consolidated net sales. During 2024, 2023, and 2022, no single customer accounted for 10% of our consolidated net sales.

Interest Rate Risk

Interest rate risk arises from the possibility that changes in interest rates will impact our financial results. We are exposed to interest rate risk on our floating rate debt, the Term Loan Facility, 2022 Term Loan Facility, the 2023 Term Loan Facility, the 2024 Term Loan Facility, the 2024-B Term Loan Facility, RMB Term Loan Facility, the new Cash Flow Revolver, RMB Revolving Credit Facility, Emirates Revolver and SABB Credit Facility balances. Using a sensitivity analysis as of December 31, 2024, a hypothetical 1% increase in interest rates would result in a net decrease to pre-tax income of approximately \$8 million on an annualized basis. This is due to the fact that earnings on our interest earning financial assets of \$31 million at December 31, 2024 would increase by the full 1%, offsetting the impact of a 1% increase in interest expense on our floating rate debt of \$824 million.

During 2019, we entered into interest-rate swap agreements for a portion of our previous Term Loan Facility, which effectively convert the variable rate to a fixed rate for a portion of the loan. The agreements were to expire in September 2024.

On March 27, 2023, the Company entered into amendments with two of our existing interest rate swap agreements with the counterparty banks. As a result of these amendments, the Company terminated two of our existing interest rate swap contracts which were indexed to LIBOR with an aggregate notional value of \$500 million which had maturity dates of September 2024. At the time of these amendments, the Company determined that the interest payments hedged are still probable to occur, therefore, the gains accumulated of \$11 million on the interest rate swaps prior to the amendments are being amortized into interest expense through September 22, 2024, the original maturity of the interest rate swap agreements.

We simultaneously entered into two SOFR-indexed forward starting interest rate swaps with the same counterparty banks with no change to the aggregate notional value. The forward starting swaps will be effective from June 2023 and will mature in March 2028 which will align with the maturity date of the Term Loan Facility. Indexing forward starting swaps to SOFR will also ensure that the reference rates in our hedge instruments will align with the interest rate terms of the Term Loan Facility which is expected to change from LIBOR to SOFR effective June 30, 2023 in anticipation of Reference Rate Reform and pursuant to the loan agreement. We elected to apply the hedge accounting expedients in ASC Topic 848, Reference Rate Reform on Financial Reporting related to the following: 1) the assertion that the future forecasted transaction is still probable of occurring despite reference rate changes and 2) the assumption that the index of the future hedged transactions will match the index of the corresponding hedge instruments for the assessment of effectiveness.

Additionally, on March 27, 2023, the Company entered into a new interest rate swap with a \$200 million notional value which matures in March 2028 and effectively converts the variable rate to a fixed rate for that portion of the 2022 Term Loan Facility.

On May 17, 2023, the Company entered into an agreement with the counterparty bank to amend the remaining \$250 million notional of the three original interest rate swap contracts of \$750 million aggregate notional value. As a result of this

amendment, the Company changed the rate indexed in the contract from LIBOR to SOFR, effective June 30, 2023 in anticipation of the Reference Rate Reform and to align the index rate in this contract to that in the Term Loan Facility, as described above. This amendment did not change the notional value and the expiration date of this contract, which is set to expire in September 2024. We completed a hedge effectiveness test as a result of this amendment and determined that this hedge instrument continues to be highly effective, enabling us to continue to apply hedge accounting over the remaining term of this hedge relationship.

As a result of the 2024 Amendment (discussed in Note 13), the Company noted that the hedged transaction associated with the interest rate swap with a notional value of \$200 million (which converted the variable rate to a fixed rate for a portion of the 2022 Term Loan Facility) had changed as the hedged transaction would now convert the variable rate to a fixed rate for a portion of the 2024 Term Loan Facility. There were no amendments to the terms of the \$200 million interest rate swap, including the notional value, index rate, or expiration date as a result of the 2024 Amendment. However, given the change in the hedged transaction, we completed a hedge effectiveness test and determined that this hedge instrument continues to be highly effective at achieving offsetting cash flows related to the hedged transaction, enabling us to continue to apply hedge accounting over the remaining term of this hedge relationship.

In line with the original maturity date, one of the interest rate swap agreements (notional value of \$250 million) expired in September 2024. As a result of this, on September 26, 2024, the Company entered into two new interest-rate swap agreements for a notional of \$125 million each with two counterparty banks, for an aggregate notional of \$250 million. These new agreements are effective as of September 30, 2024 and will mature on September 30, 2031, in line with the maturity date of the 2024-B Term Loan Facility following Amendment No.6 (discussed in Note 13). The Company has designated these two new hedges as cash flow hedges with the objective of ensuring that the Company continues to achieve the offsetting effect to the interest rate volatility associated with the \$250 million portion of the 2024-B Term Loan Facility.

Additionally, on September 26, 2024, the counterparty bank associated with one of the existing interest rate swap contracts (notional value of \$250 million) novated its rights and obligations in the interest rate swap contracts to a new counterparty. No other terms and conditions of the interest rate swap contract were impacted by this transaction. We also determined that it is probable the new counterparty will perform its obligations under the interest rate swap agreements. However, following the novation, the Company terminated the existing interest rate swap agreement and simultaneously entered into a new interest rate swap agreement with the new counterparty bank with an effective date of September 30, 2024 and expiring on September 30, 2031 (in line with the maturity date of the 2024-B Term Loan Facility). At the time of this change, the Company determined that the interest payments hedged are still probable to occur, therefore, the gains accumulated of \$3 million on the previous interest rate swap are being amortized into interest expense through March 11, 2028, the original maturity of the previous term loan agreement. As a result of this transaction, we completed a hedge effectiveness test and determined that this hedge instrument is highly effective at achieving offsetting cash flows related to the hedged transaction, enabling us to apply hedge accounting over the term of the new hedge relationship.

As of December 31, 2024, the Company maintains a total of \$950 million of interest rate swaps (with \$450 million maturing in March 2028 and \$500 million maturing in September 2031) with the objective in using the interest-rate swap agreements to add stability to interest expense and to manage the Company's exposure to interest rate movements. These interest rate swaps have been designated as cash flow hedges and involve the receipt of variable amounts from a counterparty in exchange for the Company making fixed-rate payments over the life of the agreements without exchange of the underlying notional amount. Fair value gains or losses on these cash flow hedges are recorded in accumulated other comprehensive loss and are subsequently reclassified into interest expense in the same periods during which the hedged transactions affect earnings.

Currency Risk

Currency risk arises from the possibility that fluctuations in foreign exchange rates will impact our balance sheets due to the translation of our assets and liabilities denominated in foreign currencies, as well as our earnings due to the translation of certain of our subsidiaries' Statements of Income from local currencies to U.S. dollars, as well as due to remeasurement of assets and liabilities denominated in currencies other than a subsidiary's functional currency. A significant portion of our Adjusted EBITDA is derived from jurisdictions that are subject to currency risk with Australia, Europe and South Africa representing the largest contributors. We manufacture and market our products in a number of countries throughout the world and, as a result, are exposed to changes in foreign currency exchange rates, particularly in Australia, Brazil, China, South Africa, the Netherlands, France and the United Kingdom. The exposure is more prevalent in South Africa and Australia as the majority of revenues are earned in U.S. dollars while expenses are primarily incurred in local currencies. Since we are exposed to movements in the South African rand, the Australian Dollar, the Euro and the Pound Sterling versus the U.S. dollar, we may enter into forward contracts to buy and sell foreign currencies as "economic hedges" for these foreign currency transactions.

We periodically enter into foreign currency contracts used to hedge non-functional currency sales for our South African subsidiaries and forecasted non-functional currency cost of goods sold and forecasted non-functional currency selling, general and administrative expenses for our Australian subsidiaries. These foreign currency contracts are designated as cash flow hedges. Changes to the fair value of these foreign currency contracts are recorded as a component of other comprehensive income (loss) to the extent such contracts are effective, and are recognized in net sales or costs of goods sold in the period in which the forecasted transaction affects earnings or the transactions are no longer probable of occurring. As of December 31, 2024, we had 516 million Australian dollars (or approximately \$319 million at the December 31, 2024 exchange rate) and 26 million Australian dollars (or approximately \$16 million at the December 31, 2024 exchange rate) outstanding amounts to reduce the exposure of our Australian subsidiaries' cost of sales and SG&A expenses, respectively, to fluctuations in currency rates, and we had no outstanding amounts to reduce the exposure of our South African subsidiaries' third party sales to fluctuations in currency rates.

From time to time, we enter into foreign currency contracts for the South African Rand, Australian Dollar, Euro, Pound Sterling and Saudi Riyal to reduce exposure of our subsidiaries' balance sheet accounts not denominated in our subsidiaries' functional currency to fluctuations in foreign currency exchange rates. Historically, we have used forward contracts to reduce the exposure. For accounting purposes, these foreign currency contracts are not considered hedges. The change in fair value associated with these contracts is recorded in "Other income (expense), net" within the Consolidated Statements of Operations and partially offsets the change in value of third party and intercompany-related receivables not denominated in the functional currency of the subsidiary. At December 31, 2024, there was (i) 1.4 billion South African Rand (or approximately \$73 million at the December 31, 2024 exchange rate), (ii) 113 million Australian dollars (or approximately \$70 million at the December 31, 2024 exchange rate), (iii) 34 million Pound Sterling (or approximately \$42 million at the December 31, 2024 exchange rate), (iv) 91 million Euro (or approximately \$94 million at the December 31, 2024 exchange rate) and (v) 71 million Saudi Riyal (or approximately \$19 million at the December 31, 2024 exchange rate) of notional amount of outstanding foreign currency contracts.

Item 8. Financial Statements and Supplementary Data

	<u>Page No.</u>
Findings Audited Annual Financial Statements	
Independent Registered Public Accounting Firm (PCAOB ID 238)	71
Audited Statements of Operations for the Years Ended December 31, 2024, 2023, and 2022	73
Audited Statements of Comprehensive (Loss) Income for the Years Ended December 31, 2024, 2023, and 2022	74
Audited Balance Sheets at December 31, 2024 and 2023	75
Audited Statements of Cash Flows for the Years Ended December 31, 2024, 2023, and 2022	76
Audited Statements of Changes in Shareholders' Equity for the Years Ended December 31, 2024, 2023, and 2022	77
Unaudited Financial Statements	78

Report of Independent Registered Public Accounting Firm

To the Board of Directors and Shareholders of Tronox Holdings plc

Opinions on the Financial Statements and Internal Control over Financial Reporting

We have audited the accompanying consolidated balance sheets of Tronox Holdings plc and its subsidiaries (the "Company") as of December 31, 2024 and 2023, and the related consolidated statements of operations, of comprehensive (loss) income, of changes in shareholders' equity and of cash flows for each of the three years in the period ended December 31, 2024, including the related notes (collectively referred to as the "consolidated financial statements"). We also have audited the Company's internal control over financial reporting as of December 31, 2024, based on criteria established in *Internal Control - Integrated Framework* (2013) issued by the Committee of Sponsoring Organizations of the Treadway Commission (COSO).

In our opinion, the consolidated financial statements referred to above present fairly, in all material respects, the financial position of the Company as of December 31, 2024 and 2023, and the results of its operations and its cash flows for each of the three years in the period ended December 31, 2024 in conformity with accounting principles generally accepted in the United States of America. Also in our opinion, the Company maintained, in all material respects, effective internal control over financial reporting as of December 31, 2024, based on criteria established in *Internal Control - Integrated Framework* (2013) issued by the COSO.

Basis for Opinions

The Company's management is responsible for these consolidated financial statements, for maintaining effective internal control over financial reporting, and for its assessment of the effectiveness of internal control over financial reporting, included in Management's Report on Internal Control over Financial Reporting appearing under Item 9A. Our responsibility is to express opinions on the Company's consolidated financial statements and on the Company's internal control over financial reporting based on our audits. We are a public accounting firm registered with the Public Company Accounting Oversight Board (United States) (PCAOB) and are required to be independent with respect to the Company in accordance with the U.S. federal securities laws and the applicable rules and regulations of the Securities and Exchange Commission and the PCAOB.

We conducted our audits in accordance with the standards of the PCAOB. Those standards require that we plan and perform the audits to obtain reasonable assurance about whether the consolidated financial statements are free of material misstatement, whether due to error or fraud, and whether effective internal control over financial reporting was maintained in all material respects.

Our audits of the consolidated financial statements included performing procedures to assess the risks of material misstatement of the consolidated financial statements, whether due to error or fraud, and performing procedures that respond to those risks. Such procedures included examining, on a test basis, evidence regarding the amounts and disclosures in the consolidated financial statements. Our audits also included evaluating the accounting principles used and significant estimates made by management, as well as evaluating the overall presentation of the consolidated financial statements. Our audit of internal control over financial reporting included obtaining an understanding of internal control over financial reporting, assessing the risk that a material weakness exists, and testing and evaluating the design and operating effectiveness of internal control based on the assessed risk. Our audits also included performing such other procedures as we considered necessary in the circumstances. We believe that our audits provide a reasonable basis for our opinions.

Definition and Limitations of Internal Control over Financial Reporting

A company's internal control over financial reporting is a process designed to provide reasonable assurance regarding the reliability of financial reporting and the preparation of financial statements for external purposes in accordance with generally accepted accounting principles. A company's internal control over financial reporting includes those policies and procedures that (i) pertain to the maintenance of records that, in reasonable detail, accurately and fairly reflect the transactions and dispositions of the assets of the company; (ii) provide reasonable assurance that transactions are recorded as necessary to permit preparation of financial statements in accordance with generally accepted accounting principles, and that receipts and expenditures of the company are being made only in accordance with authorizations of management and directors of the company; and (iii) provide reasonable assurance regarding prevention or timely detection of unauthorized acquisition, use, or disposition of the company's assets that could have a material effect on the financial statements.

Because of its inherent limitations, internal control over financial reporting may not prevent or detect misstatements. Also, projections of any evaluation of effectiveness to future periods are subject to the risk that controls may become inadequate because of changes in conditions, or that the degree of compliance with the policies or procedures may deteriorate.

Critical Audit Matters

The critical audit matter communicated below is a matter arising from the current period audit of the consolidated financial statements that was communicated or required to be communicated to the audit committee and that (i) relates to accounts or disclosures that are material to the consolidated financial statements and (ii) involved our especially challenging, subjective, or complex judgments. The communication of critical audit matters does not alter in any way our opinion on the consolidated financial statements, taken as a whole, and we are not, by communicating the critical audit matter below, providing a separate opinion on the critical audit matter or on the accounts or disclosures to which it relates.

Realizability of Deferred Tax Assets

As described in Notes 2 and 5 to the consolidated financial statements, as of December 31, 2024, the Company has \$960 million of net deferred tax assets, inclusive of valuation allowances associated with deferred tax assets of \$1,951 million. A valuation allowance is provided against a deferred tax asset when it is more likely than not that all or some portion of the deferred tax asset will not be realized. Management periodically assesses the likelihood that the Company will be able to recover the deferred tax assets and reflects any changes in estimates in the valuation allowance, with a corresponding adjustment to earnings or other comprehensive income (loss), as appropriate. All available positive and negative evidence is weighed to determine whether a valuation allowance should be recorded.

The principal considerations for our determination that performing procedures relating to the realizability of deferred tax assets is a critical audit matter are the (i) significant judgment by management in determining whether deferred tax assets by jurisdiction are more likely than not to be realized in the future and (ii) a high degree of auditor judgment and effort in performing procedures relating to management's assessment of the realizability of deferred tax assets.

Addressing the matter involved performing procedures and evaluating audit evidence in connection with forming our overall opinion on the consolidated financial statements. These procedures included testing the effectiveness of controls relating to the realizability of deferred tax assets. These procedures also included, among others (i) evaluating the positive and negative evidence available to support management's assessment of the realizability of deferred tax assets; (ii) testing the completeness and accuracy of underlying data used by management; and (iii) evaluating management's assessment of the realizability of deferred tax assets by jurisdiction. Evaluating management's assessment of the realizability of deferred tax assets by jurisdiction involved considering (i) management's assumptions relating to the assessment of cumulative tax losses by jurisdiction and (ii) management's assessment of factors that may limit the realizability of deferred tax assets.

/s/ PricewaterhouseCoopers LLP
Stamford, Connecticut
February 19, 2025

We have served as the Company's auditor since 2014.

TRONOX HOLDINGS PLC
CONSOLIDATED STATEMENTS OF OPERATIONS
(Millions of U.S. dollars, except share and per share data)

	Year Ended December 31,		
	2024	2023	2022
Net sales	\$ 3,074	\$ 2,850	\$ 3,454
Cost of goods sold	2,559	2,388	2,622
Gross profit	515	462	832
Selling, general and administrative expenses	296	276	289
Venator settlement	—	—	85
Income from operations	219	186	458
Interest expense	(167)	(158)	(125)
Interest income	10	18	9
Loss on extinguishment of debt	(3)	—	(21)
Other income (expense), net	14	3	(13)
Income before income taxes	73	49	308
Income tax (provision) benefit	(127)	(363)	192
Net (loss) income	(54)	(314)	500
Net (loss) income attributable to noncontrolling interest	(6)	2	3
Net (loss) income attributable to Tronox Holdings plc	<u>\$ (48)</u>	<u>\$ (316)</u>	<u>\$ 497</u>
(Loss) Earnings per share:			
Basic	<u>\$ (0.31)</u>	<u>\$ (2.02)</u>	<u>\$ 3.21</u>
Diluted	<u>\$ (0.31)</u>	<u>\$ (2.02)</u>	<u>\$ 3.16</u>
Weighted average shares outstanding, basic (in thousands)	<u>157,819</u>	<u>156,397</u>	<u>154,867</u>
Weighted average shares outstanding, diluted (in thousands)	<u>157,819</u>	<u>156,397</u>	<u>157,110</u>

See notes to consolidated financial statements.

TRONOX HOLDINGS PLC
CONSOLIDATED STATEMENTS OF COMPREHENSIVE (LOSS) INCOME
(Millions of U.S. dollars)

	Year Ended December 31,		
	2024	2023	2022
Net (loss) income	\$ (54)	\$ (314)	\$ 500
Other comprehensive income (loss):			
Foreign currency translation adjustments	(80)	(15)	(79)
Pension and postretirement plans (See Note 21):			
Actuarial gains (losses), net of tax expense of \$ 2 , tax benefit of \$ 5 and tax expense of \$ 4 in 2024, 2023 and 2022, respectively	7	(14)	5
Amortization of unrecognized actuarial losses, net of tax expense of nil in both 2024 and 2023 and tax benefit of \$ 2 in 2022	1	—	2
Settlement loss reclassified from accumulated other comprehensive loss to the Consolidated Statements of Operations, net of nil taxes in both 2024 and 2023 and tax benefit of \$ 5 in 2022	—	—	15
Total pension and postretirement gains (losses)	8	(14)	22
Realized (gains) losses on derivative instruments reclassified from accumulated other comprehensive loss to the Consolidated Statements of Operations (net of taxes of nil in 2024, net of tax benefit of \$ 3 in 2023 and net of income tax expense of \$ 1 in 2022	(5)	2	(23)
Unrealized gains (losses) on derivative financial instruments, (net of tax expense of \$ 1 , tax benefit of \$ 1 and tax expense of \$ 5 in 2024, 2023, 2022, respectively; See Note 14)	3	(15)	53
Other comprehensive loss	(74)	(42)	(27)
Total comprehensive (loss) income	\$ (128)	\$ (356)	\$ 473
Comprehensive income (loss) attributable to noncontrolling interest:			
Net (loss) income	(6)	2	3
Foreign currency translation adjustments	(8)	4	3
Comprehensive (loss) income attributable to noncontrolling interest	(14)	6	6
Comprehensive (loss) income attributable to Tronox Holdings plc	<u>\$ (114)</u>	<u>\$ (362)</u>	<u>\$ 467</u>

See notes to consolidated financial statements.

TRONOX HOLDINGS PLC
CONSOLIDATED BALANCE SHEETS
(Millions of U.S. dollars, except share and per share data)

	December 31,	
	2024	2023
ASSETS		
Current Assets		
Cash and cash equivalents	\$ 151	\$ 273
Restricted cash	1	—
Accounts receivable (net of allowance of \$ 1 in 2024 and \$ 3 in 2023)	266	290
Inventories, net	1,551	1,421
Prepaid and other assets	184	141
Income taxes receivable	2	10
Total current assets	2,155	2,135
Noncurrent Assets		
Property, plant and equipment, net	1,927	1,835
Mineral leaseholds, net	616	654
Intangible assets, net	244	243
Lease right of use assets, net	140	132
Deferred tax assets	830	917
Other long-term assets	126	218
Total assets	\$ 6,038	\$ 6,134
LIABILITIES AND EQUITY		
Current Liabilities		
Accounts payable	\$ 499	\$ 461
Accrued liabilities	247	230
Short-term lease liabilities	24	24
Short-term debt	65	11
Long-term debt due within one year	35	27
Income taxes payable	4	—
Total current liabilities	874	753
Noncurrent Liabilities		
Long-term debt, net	2,759	2,786
Pension and postretirement healthcare benefits	85	104
Asset retirement obligations	172	172
Environmental liabilities	40	48
Long-term lease liabilities	107	103
Deferred tax liabilities	174	149
Other long-term liabilities	36	39
Total liabilities	4,247	4,154
Commitments and Contingencies - Note 18		
Shareholders' Equity		
Tronox Holdings plc ordinary shares, par value \$ 0.01 — 157,938,056 shares issued and outstanding at December 31, 2024 and 156,793,755 shares issued and outstanding at December 31, 2023	2	2
Capital in excess of par value	2,084	2,064
Retained Earnings	555	684
Accumulated other comprehensive loss	(880)	(814)
Total Tronox Holdings plc shareholders' equity	1,761	1,936
Noncontrolling interest	30	44
Total equity	1,791	1,980
Total liabilities and equity	\$ 6,038	\$ 6,134

See notes to consolidated financial statements.

TRONOX HOLDINGS PLC
CONSOLIDATED STATEMENTS OF CASH FLOWS
(Millions of U.S. dollars)

	Year Ended December 31,		
	2024	2023	2022
Cash Flows from Operating Activities:			
Net (loss) income	(54)	(314)	500
Adjustments to reconcile net (loss) income to net cash provided by operating activities:			
Depreciation, depletion and amortization	285	275	269
Deferred income taxes	110	330	(261)
Share-based compensation expense	21	21	26
Amortization of deferred debt issuance costs and discount on debt	10	9	8
Loss on extinguishment of debt	1	—	21
Other non-cash affecting net (loss) income	30	37	50
Changes in assets and liabilities:			
Decrease in accounts receivable, net	11	84	233
Increase in inventories, net	(115)	(151)	(255)
Decrease in prepaid and other assets	40	37	47
Decrease in accounts payable and accrued liabilities	(11)	(84)	(5)
Net changes in income tax payables and receivables	10	(24)	5
Changes in other non-current assets and liabilities	(38)	(36)	(40)
Cash provided by operating activities	300	184	598
Cash Flows from Investing Activities:			
Capital expenditures	(370)	(261)	(428)
Proceeds from the sale of assets	27	6	13
Cash used in investing activities	(343)	(255)	(415)
Cash Flows from Financing Activities:			
Repayments of short-term debt	(18)	(148)	(113)
Repayments of long-term debt	(228)	(17)	(516)
Proceeds from short-term debt	55	86	142
Proceeds from long-term debt	217	347	396
Repurchase of common stock	—	—	(50)
Debt issuance costs	(16)	(3)	(4)
Call premium paid	—	—	(18)
Dividends paid	(80)	(89)	(87)
Restricted stock and performance-based shares settled in cash for taxes	(1)	—	—
Cash (used in) provided by financing activities	(71)	176	(250)
Effects of exchange rate changes on cash and cash equivalents and restricted cash	(7)	4	(1)
Net (decrease) increase in cash and cash equivalents and restricted cash	(121)	109	(68)
Cash and cash equivalents and restricted cash at beginning of period	273	164	232
Cash and cash equivalents and restricted cash at end of period	\$ 152	\$ 273	\$ 164
Supplemental cash flow information:			
Interest paid, net	\$ 151	\$ 143	\$ 114
Income taxes paid	\$ 10	\$ 54	\$ 60

See notes to consolidated financial statements.

TRONOX HOLDINGS PC
CONSOLIDATED STATEMENTS OF CHANGES IN SHAREHOLDERS' EQUITY
(Millions of U.S. dollars)

	Tronox Holdings plc Ordinary Shares (in thousands)	Tronox Holdings plc Ordinary Shares (amount)	Capital in Excess of par Value	(Accumulated Deficit) Retained Earnings	Accumulated Other Comprehensive Loss	Total Tronox Limited Shareholders' Equity	Non- controlling Interest	Total Equity
Balance at January 1, 2022	153,935	\$ 2	\$ 2,067	\$ 663	\$ (738)	\$ 1,994	\$ 48	\$ 2,042
Net income	—	—	—	497	—	497	3	500
Other comprehensive (loss) income	—	—	—	—	(30)	(30)	3	(27)
Share-based compensation	3,420	—	26	—	—	26	—	26
Shares cancelled	(28)	—	—	—	—	—	—	—
Options exercised	14	—	—	—	—	—	—	—
Shares repurchased and cancelled	(2,844)	—	(50)	—	—	(50)	—	(50)
Noncontrolling interest dividend	—	—	—	—	—	—	(8)	(8)
Ordinary share dividends (\$ 0.50 per share)	—	—	—	(80)	—	(80)	—	(80)
Balance at December 31, 2022	154,497	\$ 2	\$ 2,043	\$ 1,080	\$ (768)	\$ 2,357	\$ 46	\$ 2,403
Net (loss) income	—	—	—	(316)	—	(316)	2	(314)
Other comprehensive (loss) income	—	—	—	—	(46)	(46)	4	(42)
Share-based compensation	2,320	—	21	—	—	21	—	21
Shares cancelled	(23)	—	—	—	—	—	—	—
Noncontrolling interest dividend	—	—	—	—	—	—	(8)	(8)
Ordinary share dividends (\$ 0.50 per share)	—	—	—	(80)	—	(80)	—	(80)
Balance at December 31, 2023	156,794	\$ 2	\$ 2,064	\$ 684	\$ (814)	\$ 1,936	\$ 44	\$ 1,980
Net loss	—	—	—	(48)	—	(48)	(6)	(54)
Other comprehensive loss	—	—	—	—	(66)	(66)	(8)	(74)
Share-based compensation	1,184	—	21	—	—	21	—	21
Shares cancelled	(40)	—	(1)	—	—	(1)	—	(1)
Ordinary share dividends (\$ 0.50 per share)	—	—	—	(81)	—	(81)	—	(81)
Balance at December 31, 2024	157,938	\$ 2	\$ 2,084	\$ 555	\$ (880)	\$ 1,761	\$ 30	\$ 1,791

See notes to consolidated financial statements.

TRONOX HOLDINGS PLC
NOTES TO CONSOLIDATED FINANCIAL STATEMENTS
(Millions of U.S. dollars, except share, per share and metric tons data or unless otherwise noted)

1. The Company

Tronox Holdings plc (referred to herein as "Tronox", the "Company", "we", "us", or "our") operates titanium-bearing mineral sand mines and beneficiation operations in Australia and South Africa to produce feedstock materials that can be processed into TiO₂ for pigment, high purity titanium chemicals, including titanium tetrachloride, and Ultrafine® titanium dioxide used in certain specialty applications. Our strategy is to be vertically integrated and produce enough feedstock materials to be as self-sufficient as possible in the production of TiO₂ at our nine pigment facilities located in the United States, Australia, Brazil, UK, France, the Netherlands, China and the Kingdom of Saudi Arabia ("KSA"). We believe that vertical integration is the best way to achieve our ultimate goal of delivering low cost, high-quality pigment to our coatings and other TiO₂ customers throughout the world. The mining, beneficiation and smelting of titanium bearing mineral sands creates meaningful quantities of zircon, pig iron and the rare-earth bearing mineral, monazite, which we also supply to customers around the world.

We are a public limited company listed on the New York Stock Exchange and are registered under the laws of England and Wales.

Basis of Presentation

We are considered a domestic company in the United Kingdom and, as such, are required to comply with filing requirements in the United Kingdom. Additionally, we are not considered a "foreign private issuer" in the U.S.; therefore, we are required to comply with the reporting and other requirements imposed by the U.S. securities law on U.S. domestic issuers, which, among other things, requires reporting under accounting principles generally accepted in the United States of America ("U.S. GAAP"). The consolidated financial statements included in this Form 10-K are prepared in conformity with U.S. GAAP.

Our consolidated financial statements include the accounts of all majority-owned subsidiary companies. All intercompany balances and transactions have been eliminated in consolidation. Certain prior period amounts have been reclassified to conform to the manner and presentation in the current period.

Use of Estimates

The preparation of financial statements in conformity with U.S. GAAP requires management to make estimates and assumptions that affect the reported amounts of assets and liabilities, the disclosure of contingent assets and liabilities at the date of the financial statements, and the reported amounts of revenues and expenses during the reporting periods. It is at least reasonably possible that the effect on the financial statements of a change in estimate due to one or more future confirming events could have a material effect on the financial statements.

2. Significant Accounting Policies

Foreign Currency

The U.S. dollar is our reporting currency for our consolidated financial statements in U.S. GAAP. We determine the functional currency of each subsidiary based on a number of factors, including the predominant currency for revenues, expenditures and borrowings. Adjustments from the remeasurement of non-functional currency monetary assets and liabilities are recorded in "Other income (expense), net" in the Consolidated Statements of Operations. When a subsidiary's functional currency is not the U.S. dollar, translation adjustments resulting from translating the functional currency financial statements into U.S. dollar equivalents are recorded in "Accumulated other comprehensive loss" in the Consolidated Balance Sheets.

Translation adjustments on intercompany foreign currency receivables and payables that are not expected to be settled in the foreseeable future are reported in the same manner as translation adjustments.

Revenue Recognition

We recognize revenue at a point in time when the customer obtains control of the promised products. For most transactions this occurs when products are shipped from our manufacturing facilities or at a later point when control of the products transfers to the customer at a specified destination or time. All amounts billed to a customer in a sales transaction related to shipping and handling represent revenues earned and are reported as "Net sales" in the Consolidated Statements of Operations. Accruals are made for sales returns, rebates and other allowances, which are recorded in "Net sales" in the Consolidated Statements of Operations and are based on our historical experience and current business conditions. Additionally, we have elected the practical

expedient to exclude sales taxes and similar taxes that we collect from customers on behalf of government authorities from the revenue transaction price. See Note 3.

Cost of Goods Sold

Cost of goods sold includes costs for purchasing, receiving, manufacturing, and distributing products, including raw materials, energy, labor, depreciation, depletion, shipping and handling, freight, warehousing, and other production costs.

Research and Development

Research and development costs, included in "Selling, general and administrative expenses" in the Consolidated Statements of Operations comprised of salaries, building costs, utilities, administrative expenses, third party research, and allocations of corporate costs, were \$ 14 million, \$ 12 million, and \$ 12 million during 2024, 2023, and 2022, respectively, and were expensed as incurred.

Selling, General and Administrative Expenses

Selling, general and administrative expenses include costs related to marketing, research and development, agent commissions, and legal and administrative functions such as corporate management, human resources, information technology, investor relations, accounting, treasury, and tax compliance.

Income Taxes

We use the asset and liability method of accounting for income taxes. The estimation of the amounts of income taxes involves the interpretation of complex tax laws and regulations and how foreign taxes affect domestic taxes, as well as the analysis of the realizability of deferred tax assets, tax audit findings, and uncertain tax positions.

Deferred tax assets and liabilities are determined based on temporary differences between the financial reporting and tax bases of assets and liabilities using enacted tax rates expected to apply to taxable income in the years in which those temporary differences are expected to be recovered or settled. A valuation allowance is provided against a deferred tax asset when it is more likely than not that all or some portion of the deferred tax asset will not be realized. We periodically assess the likelihood that we will be able to recover our deferred tax assets and reflect any changes in our estimates in the valuation allowance, with a corresponding adjustment to earnings or other comprehensive income (loss), as appropriate. All available positive and negative evidence is weighed to determine whether a valuation allowance should be recorded.

The amount of income taxes we pay is subject to ongoing audits by federal, state, and foreign tax authorities, which may result in proposed assessments. Our estimate of the potential outcome for any uncertain tax issue is highly judgmental. We assess our income tax positions, and record tax benefits for all years subject to examination based upon our evaluation of the facts, circumstances, and information available at the reporting date. For those tax positions for which it is more likely than not that a tax benefit will be sustained, we record the amount that has a greater than 50% likelihood of being realized upon settlement with a taxing authority that has full knowledge of all relevant information. Interest and penalties are accrued as part of tax expense, where applicable. If we do not believe that it is more likely than not that a tax benefit will be sustained, no tax benefit is recognized. See Note 5.

Fair Value Measurement

We measure fair value on a recurring basis utilizing valuation techniques that maximize the use of observable inputs and minimize the use of unobservable inputs, to the extent possible, and consider counterparty credit risk in our assessment of fair value. The fair value hierarchy is as follows:

- Level 1 – Quoted prices in active markets for identical assets and liabilities;
- Level 2 – Quoted prices for similar assets and liabilities in active markets, quoted prices for identical or similar assets and liabilities in markets that are not active or other inputs that are observable or can be corroborated by observable market data; and,
- Level 3 – Unobservable inputs that are supported by little or no market activity and that are significant to the fair value of the assets and liabilities

See Note 15.

Cash and Cash Equivalents

We consider all investments with original maturities of three months or less to be cash equivalents. We maintain cash and cash equivalents in bank deposit and money market accounts that may exceed federally insured limits. The financial institutions where our cash and cash equivalents are held are generally highly rated and geographically dispersed, and we have a policy to limit the amount of credit exposure with any one institution. We have not experienced any losses in such accounts and believe we are not exposed to significant credit risk.

At December 31, 2024 and December 31, 2023, we had restricted cash of approximately \$ 1 million and less than \$ 1 million, respectively. The amount at December 31, 2024 was in South Africa related to a profit-sharing arrangement as well as in Australia related to outstanding performance bonds. The amount at December 31, 2023 was in Australia related to outstanding performance bonds.

Accounts Receivable, net of allowance for credit losses

We perform credit evaluations of our customers, and take actions deemed appropriate to mitigate credit risk. Only in certain specific occasions do we require collateral in the form of bank or parent company guarantees or guarantee payments. We maintain allowances for potential credit losses based on specific customer review and current financial conditions.

Inventories, net

Pigment inventories are stated at the lower of actual cost and net realizable value, net of allowances for obsolete and slow-moving inventory. The cost of inventories is determined using the first-in, first-out method. Carrying values include material costs, labor, and associated indirect manufacturing expenses. Costs for materials and supplies, excluding titanium ore, are determined by average cost to acquire. Feedstock and co-products inventories including titanium ore are stated at the lower of the weighted-average cost of production or market. Inventory costs include those costs directly attributable to products, including all manufacturing overhead but excluding distribution costs. Raw materials are carried at actual cost.

We review the cost of our inventory in comparison to its net realizable value. We also periodically review our inventory for obsolescence. In either case, we record any write-down equal to the difference between the cost of inventory and its estimated net realizable value based on assumptions about alternative uses, market conditions and other factors. Inventories expected to be sold or consumed within twelve months after the balance sheet date are classified as current assets and all other inventories are classified as non-current assets. See Note 8.

Long Lived Assets

Property, plant and equipment, net is stated at cost less accumulated depreciation, and is depreciated over its estimated useful life using the straight-line method as follows:

Land improvements	10 — 20 years
Buildings	10 — 40 years
Machinery and equipment	2 — 25 years
Furniture and fixtures	10 years

Maintenance and repairs are expensed as incurred, except for costs of replacements or renewals that improve or extend the lives of existing properties, which are capitalized. Upon retirement or sale, the cost and related accumulated depreciation are removed from the respective account, and any resulting gain or loss is included in "Cost of goods sold" or "Selling, general, and administrative expenses" in the Consolidated Statements of Operations. See Note 9.

We capitalize costs associated with our asset retirement obligations which are generally included in machinery and equipment. See Note 17.

We capitalize interest costs on major projects that require an extended period of time to complete. See Note 13.

Mineral property acquisition costs are capitalized as tangible assets when management determines that probable future benefits consisting of a contribution to future cash inflows have been identified and adequate financial resources are available or are expected to be available as required to meet the terms of property acquisition and anticipated exploration and development expenditures. Mineral leaseholds are depleted over their useful lives as determined under the units of production method. Mineral property exploration costs are expensed as incurred. When it has been determined that a mineral property can be economically developed as a result of establishing proven and probable reserves, the costs incurred to develop such property through the commencement of production are capitalized. See Note 10.

Intangible assets are stated at cost less accumulated amortization and are amortized on a straight-line basis over their estimated useful lives, which generally range from 3 to 20 years. See Note 11.

We evaluate the recoverability of the carrying value of long-lived assets that are held and used whenever events or changes in circumstances indicate that the carrying value may not be recoverable. Under such circumstances, we assess whether the projected undiscounted cash flows of our long-lived assets are sufficient to recover the carrying amount of the asset group being assessed. If the undiscounted projected cash flows are not sufficient, we calculate the impairment amount by discounting the projected cash flows using our weighted-average cost of capital. For assets that satisfy the criteria to be classified as held for sale, an impairment loss, if any, is recognized to the extent the carrying amount exceeds fair value, less cost to sell. The amount of the impairment of long-lived assets is written off against earnings in the period in which the impairment is determined.

Leases

We determine if a contract is or contains a lease at inception of the contract. Our leases are primarily operating leases. Leased assets primarily include office buildings, rail cars and motor vehicles, forklifts, and other machinery and equipment. Our leases primarily have fixed lease payments, with real estate leases typically requiring additional payments for real estate taxes and occupancy-related costs. Certain of our leases also have variable lease payments. Variable lease payments that depend on an index or a rate (such as the Consumer Price Index) are included in our initial measurement of the lease right of use assets and lease liabilities. Variable lease payments that are not index or rate based (such as variable payments based on our performance or use of the leased assets) are recorded as expenses when incurred and excluded from the measurement of right of use assets and lease liabilities. Our leases typically have initial lease terms ranging from 1 to 25 years. Some of our lease agreements include options to renew, extend or early terminate the leases. Lease term is the non-cancellable period of a lease, adjusted by the period covered by an option to extend or terminate the lease if we are reasonably certain to exercise (or not exercise) that option. Our operating leases typically do not contain purchase options we expect to exercise, residual value guarantees or other material covenants.

Operating leases are recorded under "Lease right of use assets", "Short-term lease liabilities", and "Long-term lease liabilities" on the Consolidated Balance Sheets. Finance leases are recorded under "Property, plant and equipment net", "Long-term debt due within one year", and "Long-term debt" on the Consolidated Balance Sheets. Operating lease right of use ("ROU") assets and lease liabilities are initially recorded at the present value of the future minimum lease payments over the lease term at the commencement date. As most of our leases do not provide an implicit rate, we use our incremental borrowing rate based on the information available at the lease commencement date in determining the present value of future payments. Lease payments for the initial measurement of lease ROU assets and lease liabilities include fixed payments and variable payments that depend on an index or a rate. Variable lease payments that are not index or rate based are recorded as expenses when incurred. Operating lease ROU assets are amortized on a straight-line basis over the period of the lease. Finance lease assets are amortized on a straight-line basis over the shorter of their estimated useful lives and the lease terms. See Note 16.

Long-term Debt

Long-term debt is stated net of unamortized original issue premium or discount. Premiums or discounts are amortized using the effective interest method with amortization expense recorded in "Interest and debt expense, net" in the Consolidated Statements of Operations. Deferred debt issuance costs related to a recognized debt liability are presented in the Consolidated Balance Sheets as a direct deduction from the carrying amount of that debt liability, consistent with debt discounts and are amortized using the effective interest method with amortization expense recorded in "Interest and debt expense, net" in the Consolidated Statements of Operations. See Note 13.

Asset Retirement Obligations

Asset retirement obligations are recorded at their estimated fair value, and accretion expense is recognized over time as the discounted liability is accreted to its expected settlement value. Fair value is measured using expected future cash outflows discounted at our credit-adjusted risk-free interest rate, which are considered Level 3 inputs. We classify accretion expense related to asset retirement obligations as a production cost, which is included in "Cost of goods sold" in the Consolidated Statements of Operations. See Note 17.

Environmental Remediation and Other Contingencies

We record an undiscounted liability when any of the following occur: 1) a claim or assessment has been asserted, 2) a litigation has commenced, or 3) based on available information, it is probable that a claim or an assessment will be asserted or a litigation will commence; and in addition, the outcome is expected to be unfavorable to us and the associated costs can be reasonably estimated. See Note 18.

Self-Insurance

We are self-insured for certain levels of general and vehicle liability, property, workers' compensation and health care coverage. The cost of these self-insurance programs is accrued based upon estimated fully developed settlements for known and anticipated claims. Any resulting adjustments to previously recorded reserves are reflected in current operating results. We do not accrue for general or unspecific business risks.

Share-based Compensation

Equity Restricted Share and Restricted Share Unit Awards — The fair value of equity instruments is measured based on the share price on the grant date and is recognized over the vesting period. These awards contain service, market, and/or performance conditions. For awards containing only a service or a market condition, we have elected to recognize compensation costs using the straight-line method over the requisite service period for the entire award. For awards containing a market condition, the fair value of the award is measured using the Monte Carlo simulation under a lattice model approach. For awards containing a performance condition, the fair value is the grant date close price and compensation expense is not recognized until we conclude that it is probable that the performance condition will be met. We reassess the probability at least quarterly. See Note 20.

Defined Benefit Pension and Postretirement Benefit Plans

We recognize the funded status of our defined benefit pension plans and postretirement benefit plans in the Consolidated Balance Sheets. The funded status is measured as the difference between the fair value of plan assets and the benefit obligation at the measurement date. The benefit obligation for the defined benefit plans is the projected benefit obligation (PBO), which represents the actuarial present value of benefits expected to be paid upon retirement based on employee services already rendered and estimated future compensation levels. The benefit obligation for our postretirement benefit plans is the accumulated postretirement benefit obligation (APBO), which represents the actuarial present value of postretirement benefits attributed to employee services already rendered. The fair value of plan assets related to our defined benefit plan represents the current market value of assets held in a trust fund, which is established for the sole benefit of plan participants.

If the fair value of plan assets exceeds the benefit obligation, the plan is overfunded, and the excess is recorded as a prepaid pension asset. On the other hand, if the benefit obligation exceeds the fair value of plan assets, the plan is underfunded, and the deficit is recorded as pension and postretirement healthcare benefits obligation in the Consolidated Balance Sheet. The portion of the pension and postretirement healthcare obligations payable within the next 12 months is recorded in accrued liabilities in the Consolidated Balance Sheet.

Net periodic pension and postretirement benefit cost represents the aggregation of service cost, interest cost, expected return on plan assets, amortization of prior service costs or credits and actuarial gains or losses previously recognized as a component of OCI and it is recorded in the Consolidated Statements of Operations. The service cost component of the net periodic service cost component is recorded in cost of goods sold and selling, general and administrative expenses in the Consolidated Statements of Operations based on the employees' respective functions. The remaining portion of the net periodic cost related to interest cost, expected return in plan assets, amortization of prior service costs or credits, and actuarial gains or losses is recorded in Other income (expense), net in the Consolidated Statement of Operations.

Actuarial gains or losses represents the effect of remeasurement on the benefit obligation principally driven by changes in the plan actuarial assumptions. Prior service costs or credits arise from plan amendments. The actuarial gains or losses and prior service costs or credits are initially recognized as a component of Other comprehensive income (loss) in the Consolidated Statement of Comprehensive Income. Those gains or losses and prior service costs or credits are subsequently recognized as a component of net periodic cost.

The measurement of benefit obligations and net periodic cost is based on estimates and assumptions approved by management. These valuations reflect the terms of the plans and use participant-specific information such as compensation, age and years of service, as well as certain assumptions, including estimates of discount rates, expected return on plan assets, rate of compensation increases and mortality rates.

Defined Contribution Plans — We recognize our contribution as expense when they are due. The expense is recorded in cost of goods sold or selling, general and administrative expenses the Consolidated Statements of Operations based on the employees' respective functions.

Multiemployer Plan — We treat our multiemployer plan like a defined contribution plan. A pension plan to which two or more unrelated employers contribute is generally considered to be a multiemployer plan. As a defined contribution plan, we recognize the contribution for the period as a net benefit cost and any contributions due and unpaid as a liability.

Recently Issued Accounting Pronouncements

In December 2023, the FASB issued ASU 2023-09, "Income Taxes (Topic 740): Improvements to Income Tax Disclosures". The amendments in this update apply to all entities that are subject to Topic 740, Income Taxes. The standard requires disaggregated information about a reporting entity's effective tax rate reconciliation as well as information on income taxes paid. The amendments in this update are effective for annual periods beginning after December 15, 2024. The guidance will be applied on a prospective basis with the option to apply the standard retrospectively. Early adoption is permitted. We do not expect this standard to have a material impact to our disclosures.

In November 2024, the FASB issued ASU 2024-03, "Income Statement - Reporting Comprehensive Income-Expense Disaggregation Disclosures (Subtopic 220-40): Disaggregation of Income Statement Expenses". The amendments in this update apply to all public business entities. The standard requires that at each interim and annual reporting period an entity disclose additional information about specific expense categories in commonly presented expense captions within the notes to the financial statements. Further the amendments require that an entity include certain amounts that are already required to be disclosed by current GAAP in the same disclosure as the other disaggregation requirements, disclose a qualitative description of the amounts remaining in relevant expense captions that are not separately disaggregated quantitatively, and disclose the total amount of selling expenses and an entity's definition of selling expenses (in annual reporting periods). The amendments in this update are effective for annual period beginning after December 15, 2026 and interim periods beginning after December 15, 2027. Early adoption is permitted. The guidance should be applied either (1) prospectively to financial statements issued for reporting periods after the effective date of this update or (2) retrospectively to any or all prior periods presented in the financial statement. We are currently evaluating the impact this standard will have on our financial statements.

Recently Adopted Accounting Pronouncements

In November 2023, the FASB issued ASU 2023-07, "Improvements to Reportable Segment Disclosures". The amendment requires additional disclosures by public entities, including those with a single reportable segment, to disclose significant segment expenses and other segment items for each reportable segment. The guidance applies to fiscal years beginning after December 15, 2023, and interim periods within fiscal years beginning after December 15, 2024. Early adoption is permitted. On December 31, 2024, we adopted the new standard and applied the guidance under the new standard to include additional disclosures for our single reportable segment. See Note 23 for additional information.

3. Revenue

Nature of Contracts and Performance Obligations

We primarily generate revenue from selling TiO₂ pigment products and related co-products, primarily zircon and pig iron, to our customers. These products are used for the manufacture of paints, coatings, plastics, paper, and a wide range of other applications. We account for a contract with our customer when it has approval and commitment from both parties, the rights of the parties are identified, payment terms are identified, the contract has commercial substance, and collectability of consideration is probable.

Our promise in a contract typically relates to the transferring of a product or multiple distinct products that are substantially the same and that have the same pattern of transfer, representing a single performance obligation within a contract. We have elected to account for shipping and handling activities that occur after control of the products has transferred to the customer as contract fulfillment activities, rather than a separate performance obligation. Amounts billed to a customer in a sales transaction related to shipping and handling activities continue to be reported as "Net sales" and related costs as "Cost of goods sold" in the Consolidated Statements of Operations.

The duration of our contract period is one year or less. As such, we have elected to recognize incremental costs incurred to obtain contracts, which primarily consist of commissions paid to third-party sales agents, as "Selling, general and administrative expenses" in the Consolidated Statements of Operations. Furthermore, we have elected not to disclose the value of unsatisfied performance obligations at each period end, given the original expected duration of our contracts are one year or less.

Transaction Price

Revenue is measured as the amount of consideration that we expect to be entitled in exchange for transferring products to the customer. The transaction price typically consists of fixed cash consideration. We also offer various incentive programs to our customers, such as rebates, discounts, and other price adjustments that represent variable consideration. We estimate variable consideration and include such consideration amounts in the transaction price to the extent it is probable that a significant reversal of cumulative revenue recognized will not occur when the uncertainty associated with the variable consideration is resolved. Our estimates of variable consideration and determination of whether to include estimated amounts in the transaction price are based largely on an assessment of our anticipated performance and all information (historical, current and forecasted) that is reasonably available to us. We adjust our estimate of revenue at the earlier of when the amount of consideration we expect to receive changes

or when the consideration becomes fixed. Sales returns rarely happen in our business; therefore, it is unlikely that a significant reversal of revenue will occur.

Sales and similar taxes we collect on behalf of governmental authorities are excluded from the transaction price for the determination of revenue. The expected costs associated with product warranties continue to be recognized as expense when the products are sold. Customer payment terms and conditions vary by contract and customer, although the timing of revenue recognition typically does not differ from the timing of invoicing. Additionally, as we generally do not grant extended payment terms, we have determined that our contracts generally do not include a significant financing component.

Revenue Recognition

We recognize revenue at a point in time when the customer obtains control of the promised products. For most transactions this occurs when products are shipped from our manufacturing facilities or at a later point when control of the products transfers to the customer at a specified destination or time.

Contract Balances

Contract assets represent our rights to consideration in exchange for products that have transferred to a customer when the right is conditional on situations other than the passage of time. For products that we have transferred to our customers, our rights to the consideration are typically unconditional and only the passage of time is required before payments become due. These unconditional rights are recorded as accounts receivable. As of December 31, 2024, and December 31, 2023, we did not have material contract asset balances.

Contract liabilities represent our obligations to transfer products to a customer for which we have received consideration from the customer. When a customer has poor credit worthiness, we may receive advance payment that is accounted for as deferred revenue. Deferred revenue is earned when control of the product transfers to the customer, which is typically within a short period of time from when we received the advanced payment. Contract liability balances as of both December 31, 2024 and December 31, 2023 were less than \$ 1 million. Contract liability balances were reported as "Accrued liabilities" in the Consolidated Balance Sheets. All material contract liabilities as of December 31, 2023 and 2022 were recognized as revenue in "Net sales" in the Consolidated Statements of Operations during the first quarter of 2024 and first quarter of 2023, respectively.

Disaggregation of Revenue

We operate under one operating and reportable segment, Tronox. See Note 23 for details. We disaggregate our revenue from contracts with customers by product type and geographic area. We believe this level of disaggregation appropriately depicts how the nature, amount, timing and uncertainty of our revenue and cash flows are affected by economic factors and reflects how our business is managed.

Net sales to external customers by geographic areas where our customers are located were as follows:

	Year Ended December 31,		
	2024	2023	2022
North America	\$ 796	\$ 754	\$ 790
South and Central America	208	159	264
Europe, Middle-East and Africa	1,191	1,131	1,335
Asia Pacific	879	806	1,065
Total net sales	\$ 3,074	\$ 2,850	\$ 3,454

Net sales from external customers for each similar type of product were as follows:

	Year Ended December 31,		
	2024	2023	2022
TiO ₂	\$ 2,407	\$ 2,248	\$ 2,693
Zircon	322	257	438
Other products	345	345	323
Total net sales	\$ 3,074	\$ 2,850	\$ 3,454

Other products mainly include pig iron, TiCl₄ and other mining products. The nature, amount, timing and uncertainty of revenue and cash flows typically do not differ significantly among different products.

4. Other Income (Expense), Net

Other income (expense), net is comprised of the following:

	Year Ended December 31,		
	2024	2023	2022
Net realized and unrealized foreign currency gains (losses)	\$ 1	\$ 6	\$ (3)
Pension and postretirement benefit interest cost, expected return on assets and amortization of actuarial losses	(1)	—	4
Pension settlement loss ⁽¹⁾	—	—	(20)
AR Securitization fees ⁽²⁾	(15)	(12)	(3)
Sale of royalty interest in certain Canadian mineral properties, net of fees	28	—	—
AMIC technical service support fee (Note 22)	—	6	8
Other, net	1	3	1
Total	\$ 14	\$ 3	\$ (13)

(1) 2022 amount is a settlement loss related to our U.S. Qualified Plan.

(2) Amount represents expenses associated with the Company's accounts receivable securitization program. Refer to Note 7 for further details.

5. Income Taxes

Our operations are conducted through various subsidiaries in a number of countries throughout the world. We have provided for income taxes based upon the tax laws and rates in the countries in which operations are conducted and income is earned.

Income (loss) before income taxes is comprised of the following:

	Year Ended December 31,		
	2024	2023	2022
United Kingdom	\$ (35)	\$ (47)	\$ (130)
International	108	96	438
Income before income taxes	\$ 73	\$ 49	\$ 308

The income tax (provision) benefit is summarized below:

	Year Ended December 31,		
	2024	2023	2022
United Kingdom:			
Current	\$ —	\$ 1	\$ —
Deferred	—	—	—
International:			
Current	(17)	(34)	(69)
Deferred	(110)	(330)	261
Income tax (provision) benefit	\$ (127)	\$ (363)	\$ 192

[TABLE OF CONTENTS](#)

The following table reconciles the applicable statutory income tax rates to our effective income tax rates for "Income tax (provision) benefit" as reflected in the Consolidated Statements of Operations.

	Year Ended December 31,					
	2024		2023		2022	
Statutory tax rate	25	%	24	%	19	%
Increases (decreases) resulting from:						
Tax rate differences	(14)		(26)		9	
Non-taxable income and expenses	22		29		8	
Valuation allowances	130		670		(100)	
Tax rate changes	4		10		(3)	
State and local taxes	1		14		1	
Prior year accruals	(2)		9		—	
Withholding taxes	8		—		2	
Expiration of net operating loss	—		11		2	
Effective tax rate	174	%	741	%	(62)	%

Tronox Holdings plc is a U.K. public limited company and the parent company for the business group. The statutory tax rate in the U.K. at December 31, 2024 was 25 %, 25 % at December 31, 2023 and 19 % at December 31, 2022. The statutory rate in the U.K. changed to 25 % effective April 1, 2023 and a weighted average rate of 23.5 % was applied for the full year 2023.

The effective tax rates in 2024, 2023 and 2022 are all influenced by a variety of factors, primarily income and losses in jurisdictions with valuation allowances, changes in tax rates, non-taxable income and expenses, prior year accruals, and rates different than the United Kingdom statutory rate. The valuation allowances in each year were impacted by items other than income and losses as follows: 2024 was impacted by recording valuation allowances in Brazil and the Netherlands, 2023 was impacted by recording valuation allowances in China and Australia and 2022 was impacted by releasing a valuation allowance in Australia.

[TABLE OF CONTENTS](#)

Net deferred tax assets (liabilities) at December 31, 2024 and 2023 were comprised of the following:

	December 31,	
	2024	2023
Deferred tax assets:		
Net operating loss and other carryforwards	\$ 1,812	\$ 1,800
Property, plant and equipment, net	167	182
Reserves for environmental remediation and restoration	52	53
Obligations for pension and other employee benefits	42	50
Investments	—	3
Grantor trusts	603	609
Inventories, net	14	10
Interest	161	161
Lease liabilities	45	46
Other accrued liabilities	4	4
Intangible assets	5	—
Other	6	4
Total deferred tax assets	2,911	2,922
Valuation allowance associated with deferred tax assets	(1,951)	(1,860)
Net deferred tax assets	960	1,062
Deferred tax liabilities:		
Inventories, net	(7)	(3)
Property, plant and equipment, net	(250)	(223)
Intangible assets, net	—	(9)
Lease assets	(44)	(43)
Foreign exchange	(1)	(6)
Interest	—	(7)
Other	(2)	(3)
Total deferred tax liabilities	(304)	(294)
Net deferred tax asset	\$ 656	\$ 768
Balance sheet classifications:		
Deferred tax assets — long-term	\$ 830	\$ 917
Deferred tax liabilities — long-term	\$ (174)	\$ (149)
Net deferred tax asset	\$ 656	\$ 768

The net deferred tax assets reflected in the above table include deferred tax assets related to grantor trusts, which were established as Tronox Incorporated emerged from bankruptcy during 2011. The balances relate to the assets contributed to such grantor trusts by Tronox Incorporated and the proceeds from the resolution of previous litigation of \$ 5.2 billion during 2014, which resulted in additional deferred tax assets of \$ 2.0 billion. As the grantor trusts continue to spend funds received from the litigation and earn income from the investment of those funds, the U.S. net operating loss will increase or decrease.

There was an increase to our valuation allowance of \$ 91 million and \$ 333 million during 2024 and 2023, respectively. The table below sets forth the changes, by jurisdiction:

	December 31,	
	2024	2023
United Kingdom	\$ 5	\$ 11
United States	(1)	(18)
Australia	39	346
The Netherlands	32	—
Brazil	15	—
Switzerland	—	(7)
China	1	1
Total increase in valuation allowances	\$ 91	\$ 333

During the year ended December 31, 2024, we identified negative evidence concerning our ability to realize our deferred tax assets in Brazil and the Netherlands. This evidence primarily relates to operational losses generated during the year, a three-year cumulative loss threshold crossed during the year, and fluctuating levels of income and expenses which have led to uncertainty regarding the ability to generate net income in these regions for the foreseeable future. After weighing all the positive and negative evidence, we determined it is more likely than not that Brazil and the Netherlands deferred tax assets may not be

TABLE OF CONTENTS

realized. As a result, we recorded non-cash charges of \$ 16 million and \$ 33 million to tax expense for Brazil and the Netherlands, respectively.

During the year ended December 31, 2023, the Company identified negative evidence concerning our ability to realize the net balance of our Australia group deferred tax assets. This evidence primarily relates to losses generated during the year and uncertainty regarding the region's ability to generate income in the near term. After weighing all the positive and negative evidence, we determined that it is more likely than not that the Australia deferred tax assets may not be realized. As a result, we recorded a \$ 293 million non-cash charge to tax expense for the year ended December 31, 2023.

The Company has a Swiss entity acquired in the Cristal transaction that had net operating loss carryovers. During the year ended December 31, 2023, a majority of these losses expired unused because the Swiss entity no longer has significant income-generating activities. A valuation allowance was previously carried against these losses and is no longer required.

During the year ended December 31, 2022, the Company had determined that sufficient positive evidence existed to reverse a portion of the valuation allowance in Australia. This reversal resulted in a non-cash deferred tax benefit of \$ 300 million. Our analysis considered all positive and negative evidence, including (i) three years of cumulative income of our Australian subsidiaries, (ii) our continuing and improved profitability over the last twelve months, (iii) estimates of continued profitability based on updated to our latest forecasts, (iv) changes in the factors that drove losses in the past, and (v) an evaluation of specific deferred tax assets for limitations under certain Australian tax provisions. Based on this analysis, we concluded that it is more likely than not that our Australian subsidiaries will be able to utilize all of their deferred tax assets except for those which are classified as Capital Gains Tax (CGT) assets.

At December 31, 2024, we continue to maintain full valuation allowances related to the total net deferred tax assets in the United Kingdom, as we cannot objectively assert that these deferred tax assets are more likely than not to be realized. Future provisions for income taxes in Australia, Brazil, the Netherlands and the United Kingdom will include no tax benefits with respect to losses incurred and tax expense only to the extent of current tax payments until the valuation allowances are eliminated. Additionally, we have valuation allowances against specific tax assets in China, South Africa and the U.S.

The deferred tax assets generated by tax loss carryforwards in Australia, Brazil, China, the Netherlands and the United Kingdom have been fully offset by valuation allowances. In the United States, the deferred tax assets generated by tax loss carryforwards are partially offset by a valuation allowance to the extent they are subject to expiration. The expiration of tax loss carryforwards at December 31, 2024 are shown below. The tax loss carryforwards in Australia, Brazil, France, Saudi Arabia, the Netherlands and the United Kingdom do not expire.

	2025	2026	2027	2028	2029	2030 - 2044	Unlimited	Total Tax Loss Carryforwards
United Kingdom	\$ —	\$ —	\$ —	\$ —	\$ —	\$ —	\$ (140)	\$ (140)
Australia	—	—	—	—	—	—	(675)	(675)
The Netherlands	—	—	—	—	—	—	(109)	(109)
France	—	—	—	—	—	—	(165)	(165)
Saudi Arabia	—	—	—	—	—	—	(3)	(3)
China	—	—	(3)	(6)	(1)	—	—	(10)
Brazil	—	—	—	—	—	—	(21)	(21)
Other	—	—	—	—	—	—	(1)	(1)
U.S. Federal	—	—	—	—	—	(3,911)	(334)	(4,245)
U.S. State	(27)	(55)	(2)	(4)	(1)	(4,001)	(34)	(4,124)
Total tax loss carryforwards	(27) \$)	(55) \$)	(5) \$ (5)	(10) \$ (10)	(2) \$ (2)	(7,912) \$ 7,912)	(1,482) \$ 1,482)	(9,493) \$ (9,493)

At December 31, 2024, Tronox Holdings plc had foreign subsidiaries with undistributed earnings. Although we would not be subject to income tax on these earnings, amounts totaling \$ 600 million are in specific jurisdictions which we assert are indefinitely reinvested outside of the parents' taxing jurisdictions. These amounts could be subject to withholding tax if distributed, but the Company has made no provision for tax related to these undistributed earnings. The Company has removed its assertion that earnings in China are indefinitely reinvested, and the withholding tax accruals for potential repatriations from that jurisdiction are now reflected in the effective tax rate reconciliation above.

TABLE OF CONTENTS

The noncurrent liabilities section of our Consolidated Balance Sheet does not reflect any reserves for uncertain tax positions for either 2024 or 2023.

Our France returns are closed through 2021. Our China and U.S. returns are closed through 2020. Our Brazil, Netherlands and South Africa returns are closed through 2019. Our Australia returns are held open from 2019 and our U.K. returns are held open from 2020 for tax audits.

We believe that we have made adequate provision for income taxes that may be payable with respect to years open for examination; however, the ultimate outcome is not presently known and, accordingly, additional provisions may be necessary and/or reclassifications of noncurrent tax liabilities to current may occur in the future.

During the year ended December 31, 2023, the United Kingdom enacted legislation consistent with guidance from the Organization for Economic Co-operation and Development ("OECD") for the implementation of Pillar Two, effective in 2024. Additionally, various other jurisdictions have now implemented Domestic Minimum Taxes which are also effective for 2024. Neither the UK Multinational Top-up Tax nor any jurisdiction's Domestic Minimum Tax have an impact on our income tax provisions for 2024.

6. (Loss) Income Per Share

The computation of basic and diluted (loss) income per share for the periods indicated is as follows:

	Year Ended December 31,		
	2024	2023	2022
Numerator – Basic and Diluted:			
Net (loss) income	\$ (54)	\$ (314)	\$ 500
Less: Net (loss) income attributable to noncontrolling interest	(6)	2	3
Net (loss) income available to ordinary shares	<u>\$ (48)</u>	<u>\$ (316)</u>	<u>\$ 497</u>
Denominator – Basic and Diluted:			
Weighted-average ordinary shares, basic (in thousands)	<u>157,819</u>	<u>156,397</u>	<u>154,867</u>
Weighted-average ordinary shares, diluted (in thousands)	<u>157,819</u>	<u>156,397</u>	<u>157,110</u>
Net (loss) income per Ordinary Share:			
Basic net (loss) income per ordinary share	<u>\$ (0.31)</u>	<u>\$ (2.02)</u>	<u>\$ 3.21</u>
Diluted net (loss) income per ordinary share	<u>\$ (0.31)</u>	<u>\$ (2.02)</u>	<u>\$ 3.16</u>

Net (loss) income per ordinary share amounts were calculated from exact, unrounded net (loss) income and share information. Anti-dilutive shares not recognized in the diluted net (loss) income per share calculation for the years ended December 31, 2024, 2023 and 2022 were as follows:

	Shares		
	2024	2023	2022
Options	—	217,643	515,092
Restricted share units	1,997,987	2,475,125	1,590,086

7. Accounts Receivable Securitization Program

On March 15, 2022, the Company entered into an accounts receivable securitization program ("Securitization Facility") with a financial institution ("Purchaser"), through our wholly-owned special purpose bankruptcy-remote subsidiary Tronox Securitization LLC ("SPE"). The purpose of this program is to enhance the Company's financial flexibility by providing additional liquidity. The Securitization Facility permitted the SPE to sell accounts receivable up to \$ 75 million (the "Facility Limit"). Under the Securitization Facility, our wholly-owned U.S. operating subsidiary, Tronox LLC ("Originator"), sells its entire accounts receivable on a periodic basis to the SPE. The SPE in turn sells undivided interests in the receivables that meet certain eligibility criteria, pursuant to the terms of a receivable purchase agreement, to the Purchaser in exchange for cash, not to exceed the Facility Limit. The SPE retains the remaining receivables as unsold receivables which are pledged as a collateral for the sold receivables to which the purchaser is granted a first priority security interest.

Following the sale of the receivables by the Originator to the SPE, the receivables are legally isolated from Tronox and its affiliated entities, and upon the subsequent sale and transfer of the receivables from the SPE to the administrative agent, effective

control of the receivables is passed to the purchaser, which has all rights, including the right to pledge or sell the receivables. Any new receivables that are not sold to the purchaser by the SPE are added to the unsold receivables held as collateral.

In November 2022, the Securitization Facility was amended (the "First Amendment") to include receivables generated by our wholly-owned Australian operating subsidiaries, Tronox Pigment Pty Ltd., Tronox Pigment Bunbury Ltd. and Tronox Mining Australia Ltd. which increased the Facility Limit to \$ 200 million and extended the program term to November 2025. Following this amendment, we sold additional accounts receivable in exchange for net cash proceeds of \$ 72 million, for a total aggregate amount of \$ 147 million for the combined program.

In June 2023, the Company entered into an additional amendment (the "Second Amendment") to further include receivables generated by our wholly-owned European operating subsidiaries Tronox Pigment Holland BV and Tronox Pigment UK Limited. Neither the facility limit nor the program term were changed as a result of the Second Amendment, which remained at \$ 200 million and November 2025, respectively. As a result of the Second Amendment, during the year ended December 31, 2023, we incurred \$ 1 million of transaction costs, which are recorded in "Other income (expense), net" in our Consolidated Statement of Operations.

In March 2024, we entered into a Securitization Facility technical amendment (the "Third Amendment"), to increase the percentage of certain receivables eligible for sale to the Purchaser. In April 2024, we again amended the Securitization Facility (the "Fourth Amendment"), to increase the Facility Limit from \$ 200 million to \$ 230 million.

As the Company does not maintain effective control over the sold receivables, we derecognize the sold receivables from our Consolidated Balance Sheet and classify the cash proceeds as source of cash from operating activities in our Consolidated Statement of Cash Flows.

The program is structured on a revolving basis under which cash collections from receivables are used to fund additional purchases of receivables at 100 % face value, not to exceed the facility limit. At December 31, 2024 and 2023, the total value of accounts receivable sold under the Securitization Facility and derecognized from the Company's Consolidated Balance Sheet was \$ 215 million and \$ 186 million, respectively. This resulted in the Company recording \$ 15 million and \$ 5 million within "Accounts payable" on the Consolidated Balance Sheet at December 31, 2024 and 2023, respectively, as this amount is due to the Purchaser as a result of a periodic decrease in accounts receivable sold to the Purchaser, which was paid in January 2025 and January 2024, respectively. Additionally, at December 31, 2024 and 2023, respectively, we retained \$ 109 million and \$ 129 million of unsold receivables that we pledged as collateral for the sold receivables.

The following table sets forth a summary of the receivables sold and fees incurred under the program during the related periods:

	Year Ended December 31,	
	2024	2023
Cash proceeds from collections reinvested in the program	\$ 1,051	\$ 821
Incremental accounts receivables sold	1,080	884
Fees incurred ¹	15	11

¹ Fees due to the Purchaser relate to monthly utilization of the Securitization Facility and are recorded in "Other income (expense), net" in our Consolidated Statements of Operations.

8. Inventories, net

Inventories, net consisted of the following:

	December 31,	
	2024	2023
Raw materials	\$ 329	\$ 352
Work-in-process	129	141
Finished goods, net	855	688
Materials and supplies, net	238	240
Inventories, net	\$ 1,551	\$ 1,421

Materials and supplies, net consists of processing chemicals, maintenance supplies, and spare parts, which will be consumed directly and indirectly in the production of our products.

TABLE OF CONTENTS

At December 31, 2024 and 2023, there was approximately \$ 59 million and \$ 57 million, respectively, of inventory that is not expected to be sold within in one year and as such, has been recorded in "Other long-term assets" on the Consolidated Balance Sheet.

At December 31, 2024 and 2023, inventory obsolescence reserves were \$ 44 million and \$ 42 million, respectively. At December 31, 2024 and December 31, 2023, reserves for lower of cost and net realizable value were \$ 28 million and \$ 50 million, respectively.

9. Property, Plant and Equipment

Property, plant and equipment, net of accumulated depreciation, consisted of the following:

	December 31,	
	2024	2023
Land and land improvements	\$ 236	\$ 237
Buildings	407	404
Machinery and equipment	2,621	2,530
Construction-in-progress	490	319
Other	35	60
Subtotal	3,789	3,550
Less: accumulated depreciation	(1,862)	(1,715)
Property, plant and equipment, net	\$ 1,927	\$ 1,835

Substantially all the Property, plant and equipment, net is pledged as collateral for our debt. See Note 13.

The table below summarizes depreciation expense related to property, plant and equipment for the periods presented, recorded in the specific line items in our Consolidated Statements of Operations:

	Year Ended December 31,		
	2024	2023	2022
Cost of goods sold	\$ 218	\$ 210	\$ 205
Selling, general and administrative expenses	4	4	4
Total	\$ 222	\$ 214	\$ 209

10. Mineral Leaseholds, net

Mineral leaseholds, net of accumulated depletion, consisted of the following:

	December 31,	
	2024	2023
Mineral leaseholds	\$ 1,249	\$ 1,260
Less accumulated depletion	(633)	(606)
Mineral leaseholds, net	\$ 616	\$ 654

Depletion expense related to mineral leaseholds during 2024, 2023, and 2022 was \$ 31 million, \$ 30 million, and \$ 29 million, respectively, and was recorded in "Cost of goods sold" in the Consolidated Statements of Operations.

11. Intangible Assets, net

Intangible Assets, net of accumulated amortization, consisted of the following:

	December 31, 2024			December 31, 2023		
	Gross Cost	Accumulated Amortization	Net Carrying Amount	Gross Cost	Accumulated Amortization	Net Carrying Amount
Customer relationships	\$ 291	\$ (270)	\$ 21	\$ 291	\$ (250)	\$ 41
TiO ₂ technology	94	(51)	43	93	(44)	49
Internal-use software and other	239	(59)	180	201	(48)	153
Intangible assets, net	<u>\$ 624</u>	<u>\$ (380)</u>	<u>\$ 244</u>	<u>\$ 585</u>	<u>\$ (342)</u>	<u>\$ 243</u>

As of December 31, 2024 and 2023, internal-use software included approximately \$ 116 million and \$ 125 million, respectively, of capitalized software costs which are not being amortized as the software is not ready for its intended use.

The table below summarizes amortization expense related to intangible assets for the periods presented, recorded in the specific line items in our Consolidated Statements of Operations:

	Year Ended December 31,		
	2024	2023	2022
Cost of goods sold	\$ 6	\$ 3	\$ 2
Selling, general and administrative expenses	26	28	29
Total	<u>\$ 32</u>	<u>\$ 31</u>	<u>\$ 31</u>

Estimated future amortization expense related to intangible assets is \$ 38 million for 2025, \$ 28 million for 2026, \$ 33 million for 2027, \$ 33 million for 2028, \$ 31 million for 2029 and \$ 81 million thereafter.

12. Balance Sheet and Cash Flows Supplemental Information

Accrued liabilities consisted of the following:

	December 31,	
	2024	2023
Employee-related costs and benefits	\$ 107	\$ 111
Related party payables	13	1
Interest	17	16
Sales rebates	40	36
Taxes other than income taxes	9	6
Asset retirement obligations	14	14
Other accrued liabilities	47	46
Accrued liabilities	<u>\$ 247</u>	<u>\$ 230</u>

Additional supplemental cash flow information for the year ended and as of December 31, 2024, 2023 and 2022 is as follows:

	Year Ended December 31,		
	2024	2023	2022
Supplemental non cash information:			
Operating activities - Chloride slag inventory purchases made from AMIC (including VAT)	\$ 67	\$ 51	\$ —
Operating activities - reduction of Hawkins Point environmental obligation	\$ —	\$ —	\$ 12
Operating activities - MGT sales made to AMIC	\$ 6	\$ 6	\$ 3
Operating activities - Interest expense on MGT loan	\$ 1	\$ 2	\$ 1
Operating activities - Withholding tax on sale of royalty interest ¹	\$ 7	\$ —	\$ —
Investing activities - In-kind receipt of AMIC loan repayment	\$ 67	\$ 51	\$ —
Investing activities - Proceeds from sale of royalty interest ¹	\$ 7	\$ —	\$ —
Investing activities - sale of Hawkins Point land	\$ —	\$ —	\$ 12
Financing activities - Repayment of MGT loan	\$ 6	\$ 6	\$ 3
Financing activities - Initial commercial insurance premium financing agreement	\$ 18	\$ 18	\$ 21
December 31,			
	2024	2023	2022
Capital expenditures acquired but not yet paid	\$ 91	\$ 67	\$ 72

1 - During the year ended December 31, 2024, the Company sold a royalty interest in certain Canadian mineral properties for proceeds of \$ 28 million (net of associated transaction costs) which was recorded in "Other (expense) income, net" on the consolidated statement of operations. Of the total proceeds, \$ 7 million were withheld for tax purposes and never collected by the Company.

13. Debt

Long-term Debt

Long-term debt, net of an unamortized discount and debt issuance costs, consisted of the following:

	Original Principal	Annual Interest Rate	Maturity Date	December 31, 2024	December 31, 2023
Term Loan Facility, net of unamortized discount ⁽¹⁾	\$ 1,300	Variable	3/11/2028	\$ —	\$ 898
2022 Term Loan Facility, net of unamortized discount ⁽¹⁾	400	Variable	4/4/2029	—	390
2023 Term Loan Facility, net of unamortized discount ⁽¹⁾	350	Variable	8/16/2028	—	347
2024 Term Loan Facility, net of unamortized discount ⁽¹⁾	741	Variable	4/4/2029	735	—
2024-B Term Loan Facility, net of unamortized discount ⁽¹⁾	902	Variable	9/30/2031	896	—
Senior Notes due 2029	1,075	4.63 %	3/15/2029	1,075	1,075
Standard Bank Term Loan Facility ⁽¹⁾	98	Variable	11/11/2026	—	64
RMB Term Loan Facility ⁽¹⁾	64	Variable	8/16/2029	58	—
Australian Government Loan, net of unamortized discount	N/A	N/A	12/31/2036	1	1
MGT Loan ⁽²⁾	36	Variable	Variable	19	25
Finance leases				42	43
Long-term debt				2,826	2,843
Less: Long-term debt due within one year				(35)	(27)
Debt issuance costs				(32)	(30)
Long-term debt, net				\$ 2,759	\$ 2,786

TABLE OF CONTENTS

⁽¹⁾The average effective interest rate, including impacts of our interest rate swap, for the Term Loan Facility was 5.9 % and 6.6 % for the year ended December 31, 2024 and 2023, respectively. The average effective interest rate on the 2022 Term Loan Facility was 9.2 % and 8.7 % for the year ended December 31, 2024 and 2023, respectively. The average effective interest rate on the 2023 Term Loan Facility was 9.3 % and 10.1 % for the year ended December 31, 2024 and 2023, respectively. The average effective interest rate on the 2024 Term Loan Facility, including the impacts of the interest rate swaps, was 7.7 % for the year ended December 31, 2024. The average effective interest rate on the 2024-B Term Loan Facility, including the impacts of the interest rate swaps, was 6.1 % for the year ended December 31, 2024. The average effective interest rate on the Standard Bank Term Loan Facility was 10.8 % and 10.3 % for the year ended December 31, 2024 and 2023, respectively. The average effective interest rate on the RMB Term Loan Facility was 10.4 % for the year ended December 31, 2024.

⁽²⁾The MGT loan is a related party debt facility. Average effective interest rate on the MGT loan was 6.1 % and 6.0 % during the year ended December 31, 2024 and 2023, respectively. Refer below for further details.

At December 31, 2024, the scheduled maturities of our long-term debt were as follows:

	Total Borrowings
2025	35
2026	38
2027	34
2028	30
2029	1,829
Thereafter	873
Total	2,839
Remaining accretion associated with the 2024 Term Loan Facility and the 2024-B Term Loan Facility	(13)
Total borrowings	2,826

Long-term Debt

Term Loan Facility and Cash Flow Revolver

On March 11, 2021, Tronox Finance LLC (the "Borrower", the Borrower's indirect parent company, Tronox Holdings plc (the "Company"), and certain of the Company's subsidiaries, entered into an amendment and restatement of its then existing senior secured first lien term loan credit facility dated as of September 22, 2017 pursuant to which, among other things, the Borrower amended and restated such existing credit facility with a new amended and restated senior secured first lien credit agreement dated as of September 22, 2017 (as amended through and including March 11, 2021, the "New Credit Agreement") with a syndicate of lenders and HSBC Bank USA, National Association, as administrative agent and collateral agent. The New Credit Agreement provided the Borrower with (a) a new seven-year term loan facility (the "Term Loan Facility") in an aggregate initial principal amount of \$ 1.3 billion and (b) new five-year cash flow revolving facility (the "Cash Flow Revolver") providing initial revolving commitments of \$ 350 million and a sublimit of \$ 125 million for letters of credit. The maturity date on the Term Loan Facility and the Cash Flow Revolver was March 11, 2028 and March 11, 2026, respectively.

Subject to certain customary and other exceptions, the obligations of the Borrower under the New Credit Agreement were (a) guaranteed on a joint and several basis by the Company and certain of the Company's restricted subsidiaries, and (b) secured by a first priority lien on substantially all of the Borrower's and guarantors' assets, including inventory, receivables and related assets, and equipment, equity interests in subsidiaries, and material real property, in each case subject to certain limitations and principles.

In June 2023, in anticipation of Reference Rate Reform, we amended our interest rate terms of the Term Loan Facility and Cash Flow Revolver from LIBOR to SOFR pursuant to the New Credit Agreement (the "Second Amendment"). The Term Loan Facility and Cash Flow Revolver bore interest at either the base rate or the SOFR rate, at the Company's discretion, in each case plus an applicable margin.

Commencing June 30, 2021, the Cash Flow Revolver contained a springing financial covenant when a loan amount is drawn exceeding 35 % of the Cash Flow Revolver. In this instance, the first lien net leverage ratio shall not exceed 4.75 x at quarter end testing period.

During the year ended December 31, 2022, we drew down \$ 133 million on our Cash Flow Revolver and repaid \$ 103 million as of December 31, 2022. As of December 31, 2022, there was \$ 30 million outstanding revolving credit loans (recorded within "Short-term debt" on the Consolidated Balance Sheet) under the Cash Flow Revolver, which was fully repaid during the year ended December 31, 2023. Additionally, there was \$ 7 million of issued and undrawn letters of credit under the Cash Flow

[TABLE OF CONTENTS](#)

Revolver as of December 31, 2023. Additionally, in connection with the sale of the Hawkins Point Plant (refer to Note 18 - *Commitments & Contingencies* for further details), in December 2022, a \$ 50 million undrawn letter of credit was issued as a bi-lateral, stand-alone arrangement. Debt issuance costs associated with the Cash Flow Revolver of \$ 1 million were included in "Other long-term assets" in the Consolidated Balance Sheets at December 31, 2023, and were amortized over the life of the Cash Flow Revolver.

In August 2024 and September 2024, we refinanced the Cash Flow Revolver and the Term Loan Facility, respectively, with the New Cash Flow Revolver and the 2024-B Term Loan Facility as discussed below.

2022 Term Loan Facility

On April 4, 2022, the Borrower, the Company, certain of the Company's subsidiaries, the incremental term lender party thereto, and HSBC Bank USA, National Association, as Administrative Agent and Collateral Agent, entered into Amendment No. 1 to the New Credit Agreement (the "First Amendment"). The First Amendment provided the Borrower with a new seven-year incremental term loan facility (the "2022 Term Loan Facility" and, the loans thereunder, the "2022 Incremental Term Loans") under the New Credit Agreement in an aggregate initial principal amount of \$ 400 million.

The obligations of the Borrower under the 2022 Term Loan Facility were guaranteed and secured by the same guarantees and liens under the New Credit Agreement with respect to the Term Loan Facility (as discussed above). The 2022 Incremental Term Loans were a separate class of loans under the credit agreement, and if the Borrower elected to make an optional prepayment under the credit agreement or was required to make a mandatory prepayment under the credit agreement, the Borrower, may have, in each case, selected which class or classes of loans to prepay.

The 2022 Incremental Term Loans amortized in equal quarterly installments in an aggregate annual amount equal to 1.0 % of the original principal amount of the 2022 Incremental Term Loans commencing with the second full fiscal quarter after the effective date of the 2022 Incremental Term Loan Facility. The final maturity of the 2022 Incremental Term Loans was to occur on the seventh anniversary of the effective date of the 2022 Incremental Term Loan Facility. The 2022 Incremental Term Loan Facility permitted amendments thereto whereby individual lenders may have extended the maturity date of their outstanding loans upon the Borrower's request without the consent of any other lender, so long as certain conditions were met.

The 2022 Incremental Term Loans bore interest, at the Borrower's option, at either the base or the SOFR rate, in each case plus an applicable margin. The applicable margin in respect of the 2022 Incremental Loans was 2.25 % per annum, for base rate loans, or 3.25 % per annum, for SOFR rate loans. The 2022 Incremental Term Loans had an interest rate floor of 0.50 %.

The 2022 Incremental Term Loan Facility contained the same negative covenants applicable to the term loans outstanding under the New Credit Agreement immediately prior to the effectiveness of the First Amendment, which covenants, subject to certain limitations, thresholds and exceptions, limit the Company and its restricted subsidiaries to (among other restrictions): incur indebtedness; grant liens; pay dividends and make subsidiary and certain other distributions; sell assets; make investments; enter into transactions with affiliates; and make certain modifications to material documents (including organizational documents).

The proceeds of the 2022 Incremental Term Loans were used on April 4, 2022, along with cash on hand, to redeem previous senior notes of \$ 500 million. As a result of this transaction, we recognized approximately \$ 21 million, including a call premium of \$ 18 million, in "Loss on extinguishment of debt" on the Consolidated Statements of Operations for the year ended December 31, 2022.

As of December 31, 2023, the total outstanding principal balance was \$ 393 million, of which \$ 4 million was recorded within "Long-term debt due within one year" on the Consolidated Balance Sheet. In May 2024, the 2022 Term Loan Facility was refinanced, along with the 2023 Term Loan Facility, with the 2024 Term Loan Facility (as discussed below).

2023 Term Loan Facility

In August 2023, the Borrower, the Company, certain of the Company's subsidiaries, the incremental term lender party thereto and HSBC Bank USA, National Association, as Administrative Agent and Collateral Agent, entered into Amendment No. 3 to the New Credit Agreement (the "Third Amendment"). The Third Amendment provided the Borrower with a new five-year incremental term loan facility ("the 2023 Term Loan Facility" and, the loans thereunder, the "2023 Incremental Term Loans") under the New Credit Agreement in an aggregate initial principal amount of \$ 350 million. A portion of the proceeds of the 2023 Term Loan Facility were used to repay \$ 159 million of then-outstanding borrowings under the Company's existing revolving credit facilities and to enhance available liquidity for upcoming capital expenditures.

The obligations of the Borrower under the 2023 Term Loan Facility were guaranteed and secured by the same guarantees and liens under the New Credit Agreement with respect to the Term Loan Facility and 2022 Term Loan Facility (as discussed above). The 2023 Incremental Term Loans were a separate class of loans under the credit agreement, and if the Borrower elected to make

[TABLE OF CONTENTS](#)

an optional prepayment under the credit agreement or was required to make a mandatory prepayment under the credit agreement, the Borrower, may have, in each case, selected which class or classes of loans to prepay.

The 2023 Incremental Term Loans amortized in equal quarterly installments in an aggregate annual amount equal to 1.0 % of the original principal amount of the 2023 Incremental Term Loans commencing with the second full fiscal quarter after the effective date of the 2023 Incremental Term Loan Facility. The final maturity of the 2023 Incremental Term Loans was to occur on August 16, 2028. The 2023 Incremental Term Loan Facility permitted amendments thereto whereby individual lenders may have extended the maturity date of their outstanding loans upon the Borrower's request without the consent of any other lender, so long as certain conditions were met.

The 2023 Incremental Term Loans bore interest, at the Borrower's option, at either the base or the SOFR rate, in each case plus an applicable margin. The applicable margin in respect of the 2023 Incremental Term Loans was 2.50 % per annum for base rate loans, or 3.50 % per annum for SOFR rate loans. The 2023 Incremental Term Loans had an interest rate floor of 0.50 %.

The 2023 Incremental Term Loan Facility contained the same negative covenants applicable to the term loans outstanding under the New Credit Agreement immediately prior to the effectiveness of the Third Amendment, which covenants, subject to certain limitations, thresholds and exceptions, limit the Company and its restricted subsidiaries to (among other restrictions): incur indebtedness; grant liens; pay dividends and make subsidiary and certain other distributions; sell assets; make investments; enter into transactions with affiliates; and make certain modifications to material documents (including organizational documents).

As of December 31, 2023, the total outstanding principal balance was \$ 350 million, of which \$ 4 million was recorded within "Long-term debt due within one year" on the Consolidated Balance Sheet. In May 2024, the 2023 Term Loan Facility was refinanced, along with the 2022 Term Loan Facility, with the 2024 Term Loan Facility (as discussed below).

2024 Term Loan Facility

On May 1, 2024, Tronox Finance LLC (the "Borrower"), an indirect subsidiary of Tronox Holdings plc (the "Company"), together with the Company and certain of the Company's subsidiaries, entered into Amendment No. 4 (the "2024 Amendment") to the Credit Agreement (as defined below) with the term lenders party thereto and HSBC Bank USA, National Association, as Administrative Agent and Collateral Agent. The 2024 Amendment provides the Borrower with a new five-year incremental term loan facility ("the 2024 Term Loan Facility" and the loan thereunder, the "2024 Term Loans") in an aggregate initial principal amount of \$ 741 million under its Amended and Restated Credit Agreement, dated as of March 11, 2021 (as amended through the date hereof, the "Credit Agreement") among the Borrower, the Company, certain of the Company's subsidiaries, the lenders party thereto from time to time and HSBC Bank USA, National Association, as Administrative Agent and Collateral Agent. The 2024 Term Loan Facility was used to refinance in full the Company's outstanding 2022 Term Loan Facility and the 2023 Term Loan Facility.

The obligations of the Borrower under the 2024 Term Loan Facility are guaranteed and secured by the same guarantees and liens under the Credit Agreement prior to the effectiveness of the Amendment. The 2024 Term Loan Facility is a separate class of loans under the Credit Agreement, and if the Borrower elects to make an optional payment under the Credit Agreement or is required to make a mandatory prepayment under the Credit Agreement, the Borrower may, in each case, select which class or classes of loans to prepay.

The 2024 Term Loan Facility will amortize in equal quarterly installments in an aggregate annual amount equal to 1.0 % of the original principal amount of the 2024 Term Loan Facility commencing with the second full fiscal quarter after the effective date of the 2024 Term Loan Facility. The final maturity of the 2024 Term Loan Facility will occur on April 4, 2029. The 2024 Term Loan Facility permits amendments thereto whereby individual lenders may extend the maturity date of their outstanding loans upon the Borrower's request without the consent of any other lender, so long as certain conditions are met. The 2024 Term Loan Facility shall bear interest, at the Borrower's option, at either the base rate or the SOFR rate, in each case plus an applicable margin. The applicable margin in respect of the 2024 Term Loan Facility is 1.75 % per annum for base rate loans or 2.75 % per annum for SOFR rate loans.

The 2024 Term Loan Facility contains the same negative covenants applicable to the term loans outstanding under the Credit Agreement immediately prior to the effectiveness of the Amendment, which covenants, subject to certain limitations, thresholds and exceptions, limit the Company and its restricted subsidiaries to (among other restrictions): incur indebtedness; grant liens; pay dividends and make subsidiary and certain other distributions; sell assets; make investments; enter into transactions with affiliates; and make certain modifications to material documents (including organizational documents).

On December 18, 2024, the Borrower, together with the Company and certain of the Company's subsidiaries, entered into Amendment No. 7 (the "Repricing Agreement") with the term lenders party thereto and HSBC Bank USA, National Association, as Administrative Agent and Collateral Agent. The Repricing Amendment amended the 2024 Term Loan Facility by (i) reducing the applicable rate per annum applicable thereto by 50 basis points to 1.25 % per annum for base rate loans or 2.25 % per annum

[TABLE OF CONTENTS](#)

for SOFR rate loans and (ii) implementing certain mechanical and other related changes. As of December 31, 2024, the applicable margin under the 2024 Term Loan Facility was 2.25 %. As of December 31, 2024, the total outstanding principal balance was \$ 741 million, of which \$ 6 million is recorded within "Long-term debt due within one year" on the Consolidated Balance Sheet.

2024-B Term Loan Facility

On September 30, 2024, the Borrower (as defined above), together with the Company and certain of the Company's subsidiaries, entered into Amendment No. 6 to the Credit Agreement (as defined above) with the term lenders party thereto and HSBC Bank USA, National Association, as Administrative Agent and Collateral Agent. Amendment No. 6 provides the Borrower with a new seven-year incremental term loan facility (the "2024-B Term Loan Facility") in an aggregate principal amount of \$ 902 million. The proceeds of the 2024-B Term Loan Facility was used to refinance in full all of the outstanding amounts of the existing Term Loan Facility.

The obligations of the Borrower under the 2024-B Term Loan Facility are guaranteed and secured by the same guarantees and liens under the Credit Agreement prior to the effectiveness of Amendment No. 6. The 2024-B Term Loan Facility is a separate class of loans under the Credit Agreement, and if the Borrower elects to make an optional payment under the Credit Agreement or is required to make a mandatory prepayment under the Credit Agreement, the Borrower may, in each case, select which class or classes of loans to prepay.

The 2024-B Term Loan Facility will amortize in equal quarterly installments in an aggregate annual amount equal to 1.0 % of the original principal amount of the 2024-B Term Loans commencing with the second full fiscal quarter after the effective date of the 2024-B Term Loan Facility. The final maturity of the 2024-B Term Loan Facility will occur on September 30, 2031. The 2024-B Refinancing Facility permits amendments thereto whereby individual lenders may extend the maturity date of their outstanding loans upon the Borrower's request without the consent of any other lender, so long as certain conditions are met. The 2024-B Term Loans shall bear interest, at the Borrower's option, at either the base rate or the SOFR rate, in each case plus an applicable margin. The applicable margin in respect of the 2024-B Term Loan Facility is 1.5 % per annum for base rate loans or 2.5 % per annum for SOFR rate loans. Based on our first lien net leverage ratio pursuant to the credit agreement, the applicable margin under the 2024-B Term Loan Facility as of December 31, 2024 was 2.50 %.

The 2024-B Term Loan Facility contains the same negative covenants applicable to the term loans outstanding under the Credit Agreement immediately prior to the effectiveness of Amendment No. 6, which covenants, subject to certain limitations, thresholds and exceptions, limit the Company and its restricted subsidiaries to (among other restrictions): incur indebtedness; grant liens; pay dividends and make subsidiary and certain other distributions; sell assets; make investments; enter into transactions with affiliates; and make certain modifications to material documents (including organizational documents). The 2024-B Term Loan Facility also contains the same representations and warranties, affirmative covenants and events of default applicable to the term loans outstanding under the Credit Agreement immediately prior to the effectiveness of Amendment No. 6. If an event of default occurs under the 2024-B Term Loan Facility, then a majority of the lenders through the administrative agent, may (a) declare the 2024-B Term Loan Facility (and all other loans) to be immediately due and payable and/or (b) foreclose on the collateral securing the obligations under the Credit Agreement.

As a result of this transaction, we recognized approximately \$ 2 million in "Loss on extinguishment of debt" on the Consolidated Statement of Operations for the year ended December 31, 2024. As of December 31, 2024, the total outstanding principal balance was \$ 902 million, of which \$ 9 million is recorded within "Long-term debt due within one year" on the Consolidated Balance Sheet.

Senior Notes due 2029

On March 15, 2021, Tronox Incorporated closed an offering of \$ 1,075 million aggregate principal amount of its 4.625 % senior notes due 2029 (the "Senior Notes due 2029"). The notes were offered at par and issued under an indenture dated as of March 15, 2021 among the Company and certain of the Company's restricted subsidiaries as guarantors and Wilmington Trust, National Association. The Senior Notes due 2029 provide, among other thing, that the Senior Notes due 2029 are guaranteed by the Company and certain of the Company's restricted subsidiaries, subject to certain exceptions. The Senior Notes due 2029 and related guarantees are the senior obligations of the Company and the guarantors. The Senior Notes due 2029 have not been registered under the Securities Act, or any state securities laws, and may not be offered or sold in the United States absent registration requirements. The terms of the indenture, among other things, limit, in certain circumstances, the ability of the Company and its restricted subsidiaries to: incur secured indebtedness, incur indebtedness at a non-guarantor subsidiary, engage in certain sale-leaseback transactions and merge, consolidate or sell substantially all of their assets.

Standard Bank Term Loan Facility and Revolving Credit Facility

[TABLE OF CONTENTS](#)

On October 1, 2021, Tronox Minerals Sands Proprietary Limited, a wholly-owned subsidiary of the Company, entered into an amendment and restatement of a new credit facility with Standard Bank. The new credit facility provided the Company with (a) a new five-year term loan facility in an aggregate principal amount of R 1.5 billion (approximately \$ 98 million) (the "Standard Bank Term Loan Facility") and (b) a new three-year revolving credit facility (the "Standard Bank Revolving Credit Facility") providing initial revolving commitments of R 1.0 billion (approximately \$ 55 million). The maturity date on the Standard Bank Term Loan Facility and the Standard Bank Revolving Credit Facility was November 11, 2026 and October 1, 2024, respectively. The Standard Bank Term Loan Facility had a delayed draw feature up to thirty business days from the effective date of the executed credit agreement. Mandatory capital repayments of R 37.5 million (approximately \$ 2 million) were scheduled quarterly with the first mandatory repayment which started in December 2021. Both the Standard Bank Term Loan Facility and the Standard Bank Revolving Credit Facility bore interest at an adjusted JIBAR rate plus an applicable margin. The applicable margin on the Standard Bank Term Loan Facility was 2.35 %. The applicable margin on the Standard Bank Revolving Credit Facility was based upon average credit utilization during any interest period. If the revolving credit facility utilization was less than 33%, less than 66% but greater than 33%, or greater than 66%, the applicable margin was 2.10 %, 2.25 %, and 2.40 %, respectively.

Pursuant to the credit agreement, on November 11, 2021, the Company drew down the total outstanding principal balance of R 1.5 billion (approximately \$ 98 million) on the Standard Bank Term Loan Facility. As of December 31, 2023, the total outstanding principal balance was R 1.2 billion (approximately \$ 64 million), of which R 150 million (approximately \$ 8 million) was recorded within "Long-term debt due within one year" on the Consolidated Balance Sheet. Additionally, during the year ended December 31, 2023, we drew down R 650 million (approximately \$ 36 million) under the Standard Bank Revolving Credit Facility for general corporate purposes and fully repaid the outstanding amount during the year.

In August 2024, we refinanced the Standard Bank Term Loan Facility and the Standard Bank Revolving Credit Facility as is discussed below under "RMB Term Loan Facility and RMB Revolving Credit Facility".

RMB Term Loan Facility and RMB Revolving Credit Facility

On August 16, 2024, Tronox Minerals Sands Proprietary Limited and Tronox KZN Sands Proprietary Limited, wholly-owned subsidiaries of the Company, entered into Amendment No. 2 ("the Amendment") and restatement of a credit facility with RMB, that supersedes and replaces the Standard Bank Term Loan Facility and the Standard Bank Revolving Credit Facility in their entirety. The amended credit facility provides the Company with (a) a new five-year term loan facility in an aggregate principal amount of R 1.1 billion (approximately \$ 58 million at the December 31, 2024 exchange rate) (the "RMB Term Loan Facility") and (b) a new three-year revolving credit facility (the "RMB Revolving Credit Facility") providing an increase of the revolving commitments of R 1.2 billion (approximately \$ 63 million at the December 31, 2024 exchange rate). The maturity date on the RMB Term Loan Facility and the RMB Revolving Credit Facility is August 16, 2029 and August 16, 2027, respectively. Mandatory capital repayments of R 37.5 million (approximately \$ 2 million at the December 31, 2024 exchange rate) are scheduled quarterly with the first mandatory repayment starting in March 31, 2025.

Both the RMB Term Loan Facility and RMB Revolving Credit Facility shall bear interest at an adjusted JIBAR rate plus an applicable margin. The applicable margin on the RMB Term Loan Facility is 2.35 %. The applicable margin on the RMB Revolving Credit Facility is based upon average credit utilization during any interest period. If the revolving credit facility utilization is less than 33%, less than 66% but greater than 33%, or greater than 66%, the applicable margin is 1.95 %, 2.10 %, and 2.25 %, respectively. The RMB Revolving Credit Facility requires the borrower to pay customary agency fees.

As of December 31, 2024, we drewdown 400 million ZAR (approximately \$ 21 million at the December 31, 2024 exchange rate) on the RMB Revolving Credit Facility for general corporate purposes, which is recorded in "Short-term debt" on the Consolidated Balance Sheet.

As of February 17, 2025, the outstanding principal balance on the RMB Revolving Credit Facility was 600 million ZAR (approximately \$ 32 million at the December 31, 2024 exchange rate).

Australian Government Loan

We maintain an interest-free loan with the Australian government ("Australian Government Loan") that is subject to renewal every 5 years and is contingent on renewal of our Australind site leases with final maturity in December 2036. The loan balance due upon maturity is AUD 6 million (approximately \$ 4 million at the December 31, 2024 exchange rate). At December 31, 2024, the discounted value on the Australian Government Loan was approximately AUD 2 million (approximately \$ 1 million at the December 31, 2024 exchange rate).

MGT Loan

On December 17, 2020, we completed our agreement with Cristal to acquire certain assets co-located at our Yanbu facility which produce metal grade TiCl₄ ("MGT") in exchange for a \$ 36 million note payable. Repayment of the note payable is based on a fixed U.S. dollar per metric ton quantity of MGT delivered by us to Advanced Metal Industries Cluster and Toho Titanium Metal Co. Ltd (ATTM) over time and therefore the ultimate maturity date is variable in nature. If ATTM fails to purchase MGT from us under certain contractually agreed upon conditions, then at our election we may terminate the MGT supply agreement with ATTM and will no longer owe any amount under the loan agreement with Cristal. We currently estimate the ultimate maturity to be between approximately five to six years, subject to actual future MGT production levels. The interest rate is based on the Saudi Arabian Interbank Offered Rate ("SAIBOR") plus a premium. As of December 31, 2024, the outstanding balance of the note payable was \$ 19 million, of which \$ 7 million is expected to be paid within the next twelve months (recorded within "Long-term debt due within one year" on our Consolidated Balance Sheet). Refer to Note 22 for further information on the MGT transaction.

Short-term Debt

Cash Flow Revolver

For a description of the Cash Flow Revolver, see details above under " *Term Loan Facility and Cash Flow Revolver*".

New Cash Flow Revolver

On August 15, 2024, the Borrower (as defined above), together with the Company and certain of the Company's subsidiaries, entered into Amendment No. 5 to the Credit Agreement (as defined above) with the revolving lenders party thereto and HSBC Bank USA, National Association, as Administrative Agent and Collateral Agent. Amendment No. 5 provides for a \$ 350 million replacement revolving loan facility (the "New Cash Flow Revolver") which refinanced and replaced the Borrower's existing \$ 350 million revolving loan facility (the "Cash Flow Revolver").

The obligations of the Borrower under the New Cash Flow Revolver are guaranteed and secured by the same guarantees and liens under the Credit Agreement prior to the effective date of Amendment No. 5. The New Cash Flow Revolver is a separate class of loans under the Credit Agreement.

The maturity date of the New Cash Flow Revolver will occur on the earlier of (a) August 15, 2029 and (b) the Springing Maturity Date. The Springing Maturity Date is defined under the Credit Agreement as the earlier of the date that is 91 days prior to (i) the scheduled maturity date of the Borrower's 2028 term loans if on such date the outstanding amount of 2028 term loans is greater than \$ 200 million, (ii) the scheduled maturity date of the Borrower's 2029 term loans if on such date the outstanding amount of 2029 term loans is greater than \$ 200 million, (iii) the stated maturity date of the Senior Unsecured 2029 if on such date the aggregate outstanding principal amount of the Senior Unsecured 2029 Notes is greater than \$ 200 million, and (iv) the stated maturity date of certain debt-for-borrowed money (excluding debt issued under the Borrower's inside maturity date basket and certain other debt baskets under the Credit Agreement) incurred after the date of Amendment No. 5 if on such date the aggregate outstanding principal amount of such debt-for-borrowed money is greater than \$ 200 million.

The New Cash Flow Revolver shall bear interest, at the Borrower's option, at either the base rate or the SOFR rate, in each case plus an applicable margin. The applicable margin in respect of the New Cash Flow Revolver shall be determined based on the Borrower's first lien net leverage ratio as of the then most recently ended fiscal quarter and shall range from 1.25 % to 0.75 % per annum for base rate loans or 2.25 % to 1.75 % per annum for SOFR rate loans. As of December 31, 2024, the applicable margin on the New Cash Flow Revolver was 2.25 %.

The New Cash Flow Revolver contains substantially the same negative covenants applicable to the existing Cash Flow Revolver, which covenants, subject to certain limitations, thresholds and exceptions, limit the Company and its restricted subsidiaries to (among other restrictions): incur indebtedness; grant liens; pay dividends and make subsidiary and certain other distributions; sell assets; make investments; enter into transactions with affiliates; and make certain modifications to material documents (including organizational documents). The New Cash Flow Revolver contains the same springing financial covenant that was applicable to the existing Cash Flow Revolver. The New Cash Flow Revolver also contains substantially the same representations and warranties, affirmative covenants and events of default applicable to the existing Cash Flow Revolver. If an event of default occurs under the New Cash Flow Revolver, then a majority of the lenders acting through the administrative agent, may (a) declare the New Term Loans (and all other loans) to be immediately due and payable and/or (b) foreclose on the collateral securing the obligations under the Credit Agreement.

As a result of this transaction, we recorded less than \$ 1 million in "Loss on extinguishment of debt" on the Consolidated Statement of Operations for the year ended December 31, 2024. As of December 31, 2024, we drewdown \$ 33 million on the new Cash Flow Revolver, which is recorded in "Short-term debt" on the Consolidated Balance Sheet. Debt issuance costs associated with the new Cash Flow Revolver of \$ 2 million were included in "Other long-term assets" in the Consolidated Balance Sheets at December 31, 2024, and were amortized over the life of the new Cash Flow Revolver. The average effective interest rate on the new Cash Flow Revolver was 6.6 % for the year ended December 31, 2024.

As of February 17, 2025, the total outstanding principal balance on the new Cash Flow Revolver was \$ 11 million.

Additionally, there is \$ 12 million of issued and undrawn letters of credit under the new Cash Flow Revolver as of December 31, 2024. Additionally, the undrawn letter of credit that was issued as a bi-lateral, stand-alone arrangement in connection with the sale of the Hawkins Point Plant (as discussed above under "Term Loan Facility and Cash Flow Revolver") had an outstanding balance of \$ 47 million as of December 31, 2024.

Standard Bank Revolving Credit Facility

For a description of the Standard Bank Revolving Credit Facility, see details above under " *Standard Bank Term Loan Facility and Revolving Credit Facility* ".

RMB Revolving Credit Facility

For a description of the RMB Revolving Credit Facility, see details above under " *RMB Term Loan Facility and RMB Revolving Credit Facility* ".

Emirates Revolver

In June 2023, Tronox Pigment UK Limited, as borrower, and Tronox Holdings plc, as guarantor, entered into a new revolving credit facility with Emirates NBD PJSC ("Emirates") which replaced the existing revolving credit facility with Emirates. The new Emirates revolving credit facility is secured by inventory of Tronox Pigment UK Limited and matured in June 2024. In June 2024, the Company entered into an amendment to extend the maturity date of the Emirates Revolver from June 2024 to December 2024. In December 2024, the Company entered into an amendment to extend the maturity date of the Emirates Revolver from December 2024 to June 2025. The facility limit is 50 million Pound Sterling (approximately \$ 63 million at the December 31, 2024 exchange rate) and can be drawn in either Pound Sterling, Euro or US Dollar. Under the terms of the revolver, for U.S. dollar borrowings, the interest rate is SOFR plus 1.75 %, for Euro borrowings, the interest rate is Euribor plus 1.75 % and for Pound Sterling borrowings, the interest rate is SONIA plus 1.75 %. During the year ended December 31, 2023, we drew down 35 million Pound Sterling (approximately \$ 43 million) and fully repaid the outstanding amount as of December 31, 2023.

As of February 17, 2025, the total outstanding principal balance of the Emirates Revolver was 50 million Pound Sterling (approximately \$ 63 million at the December 31, 2024 exchange rate).

SABB Credit Facility

On October 16, 2019, our KSA subsidiary entered into a short-term working capital facility with the Saudi British Bank ("SABB Facility") for an amount up to SAR 70 million (approximately \$ 19 million). The SABB Facility bears interest at the Saudi Inter Bank Offered Rate plus 180 basis points on outstanding balances. In November 2023, the Company amended the agreement which amongst other things, extended the maturity date of the SABB Credit Facility from November 30, 2023 to November 30, 2024 and increased the facility limit to SAR 75 million (approximately \$ 20 million at the December 31, 2024 exchange rate). During the year ended December 31, 2023, we drew down SAR 16 million (approximately \$ 4 million at the December 31, 2024 exchange rate) under the SABB Facility for general corporate purposes and fully repaid the outstanding amount as of December 31, 2023. In December 2024, the Company amended the agreement to extend the maturity date of the SABB Credit Facility to December 2025. The facility limit was reduced from SAR 75 million (approximately \$ 20 million at the December 31, 2024 exchange rate) to SAR 45 million (approximately \$ 12 million at the December 31, 2024 exchange rate).

As of February 17, 2025, the total outstanding principal balance of the SABB Credit Facility was SAR 40 million (approximately \$ 11 million at the December 31, 2024 exchange rate).

Itaù Unibanco S.A. Credit Facility

In November 2022, our Brazilian subsidiary entered into a working capital facility with Itaù Unibanco S.A. in Brazil for an amount up to 30 million BRL (approximately \$ 5 million at the December 31, 2024 exchange rate). There is no maturity date under this facility until written notice is given. The facility bears interest at the Bolsa do Brasil reference rate on outstanding balances. There is no borrowings outstanding under this facility at December 31, 2024.

Insurance premium financing

TABLE OF CONTENTS

In August 2022, the Company entered into a \$ 21 million insurance premium financing agreement with a third-party financing company. The balance was repaid in monthly installments over 10 months at a 5 % fixed annual interest rate.

In August 2023, the Company entered into a \$ 27 million insurance premium financing agreement with a third-party financing company. The financing balance required a 33 % down payment and was repaid in monthly installments over 9 months at an 8 % fixed annual interest rate.

In August 2024, the Company entered into a \$ 29 million insurance premium financing agreement with a third-party financing company. The financing balance required a 37 % down payment and will be repaid in monthly installments over 9 months at an 8.6 % fixed annual interest rate.

At both December 31, 2024 and 2023, the financing balance of these arrangements was \$ 11 million and is recorded in "Short-term debt" in the Consolidated Balance Sheet.

Debt Covenants

At December 31, 2024, we are in compliance with all financial covenants in our debt facilities.

Interest and Debt Expense, Net

Interest and debt expense, net in the Consolidated Statements of Operations consisted of the following:

	Year Ended December 31,		
	2024	2023	2022
Interest on debt	\$ 168	\$ 157	\$ 132
Amortization of deferred debt issuance costs and discounts on debt	10	9	8
Capitalized interest	(21)	(17)	(17)
Interest on capital leases and letters of credit and commitments	10	9	2
Total interest and debt expense, net	\$ 167	\$ 158	\$ 125

In connection with obtaining debt, we incurred debt issuance costs, which are being amortized through the respective maturity dates on a straight-line basis for all of our debt facilities. At December 31, 2024 and December 31, 2023, we had deferred debt issuance costs of \$ 2 million and \$ 1 million, respectively, related to the new Cash Flow Revolver and Cash Flow Revolver, respectively, which is recorded in "Other long-term assets" in the Consolidated Balance Sheets. At December 31, 2024 and December 31, 2023, we had debt discounts of \$ 13 million and \$ 10 million, respectively, and debt issuance costs of \$ 32 million and \$ 30 million, respectively, primarily related to our term loans and senior notes, which were recorded as a direct reduction of the carrying value of the long-term debt in the Consolidated Balance Sheets.

14. Derivative Financial Instruments

Derivatives recorded on the Consolidated Balance Sheet:

The following table is a summary of the fair value of derivatives outstanding at December 31, 2024 and 2023:

	Fair Value			
	December 31, 2024		December 31, 2023	
	Assets(a)	Accrued Liabilities	Assets(a)	Accrued Liabilities
Derivatives Designated as Cash Flow Hedges				
Currency Contracts	\$ —	\$ 13	\$ —	\$ —
Interest Rate Swaps	\$ 33	\$ —	\$ 18	\$ —
Natural Gas Hedges	\$ —	\$ —	\$ —	\$ 1
Total Hedges	\$ 33	\$ 13	\$ 18	\$ 1
Derivatives Not Designated as Cash Flow Hedges				
Currency Contracts	\$ 1	\$ 5	\$ 1	\$ 1
Total Derivatives	\$ 34	\$ 18	\$ 19	\$ 2

[TABLE OF CONTENTS](#)

(a) At December 31, 2024 and 2023, current assets of \$ 34 million and \$ 19 million, respectively, are recorded in prepaid and other current assets on the Consolidated Balance Sheet.

Derivatives' Impact on the Consolidated Statements of Operations

The following table summarizes the impact of the Company's derivatives on the Consolidated Statements of Operations:

	Amount of Pre-Tax Gain (Loss) Recognized in Earnings																	
	Other Income				Other Income				Other Income									
	Revenue	Cost of	(Expense),		Revenue	Cost of	(Expense), net		Revenue	Cost of	(Expense), net							
	Year Ended December 31, 2024				Year Ended December 31, 2023				Year Ended December 31, 2022									
Derivatives Not Designated as Hedging Instruments																		
Currency Contracts	\$	—	\$	—	\$	(11)	\$	—	\$	—	\$	3	\$	—	\$	—	\$	1
Derivatives Designated as Hedging Instruments																		
Currency Contracts	\$	3	\$	—	\$	—	\$	(4)	\$	—	\$	4	\$	13	\$	—		
Natural Gas Hedges	\$	—	\$	(2)	\$	—	\$	(5)	\$	—	\$	—	\$	5	\$	—		
Total Derivatives	\$	3	\$	(2)	\$	(11)	\$	—	\$	(9)	\$	3	\$	4	\$	18	\$	1

Interest Rate Risk

During the second quarter of 2019, we entered into interest-rate swap agreements with an aggregate notional value of \$ 750 million representing a portion of our Term Loan Facility, which effectively converted the variable rate to a fixed rate for that portion of the loan. The agreements were to expire in September 2024.

On March 27, 2023, the Company entered into amendments to two of our existing interest rate swap agreements with the counterparty banks. As a result of these amendments, the Company terminated two of our existing interest rate swap contracts which were indexed to LIBOR with an aggregate notional value of \$ 500 million which had maturity dates of September 2024. At the time of these amendments, the Company determined that the interest payments hedged are still probable to occur, therefore, the gains accumulated of \$ 11 million on the interest rate swaps prior to the amendments are being amortized into interest expense through September 22, 2024, the original maturity of the interest rate swap agreements.

We simultaneously entered into two SOFR-indexed forward starting interest rate swaps with the same counterparty banks with no change to the aggregate notional value. The forward starting swaps became effective in June 2023 and will mature in March 2028 which is aligned with the maturity date of the Term Loan Facility. Indexing forward starting swaps to SOFR also ensured that the reference rates in our hedge instruments are now aligned with the interest rate terms of the Term Loan Facility which also changed from LIBOR to SOFR in June 2023 in anticipation of Reference Rate Reform and pursuant to the loan agreement. We elected to apply the hedge accounting expedients in ASC Topic 848, *Reference Rate Reform on Financial Reporting* related to the following: 1) the assertion that the future forecasted transaction is still probable of occurring despite reference rate changes and 2) the assumption that the index of the future hedged transactions will match the index of the corresponding hedge instruments for the assessment of effectiveness.

Additionally, on March 27, 2023, the Company entered into a new interest rate swap with a \$ 200 million notional value which matures in March 2028 and effectively converted the variable rate to a fixed rate for that portion of the 2022 Term Loan Facility.

On May 17, 2023, the Company entered into an agreement with the counterparty bank to amend the remaining \$ 250 million notional of the three original interest rate swap contracts of \$ 750 million aggregate notional value. As a result of this amendment, the Company changed the rate indexed in the contract from LIBOR to SOFR, effective June 30, 2023 in anticipation of the Reference Rate Reform and to align the index rate in this contract to that in the Term Loan Facility, as described above. This amendment did not change the notional value and the expiration date of this contract, which is set to expire in September 2024. We completed a hedge effectiveness test as a result of this amendment and determined that this hedge instrument continues to be highly effective, enabling us to continue to apply hedge accounting over the remaining term of this hedge relationship.

As a result of the 2024 Amendment (discussed in Note 13), the Company noted that the hedged transaction associated with the interest rate swap with a notional value of \$ 200 million (which converted the variable rate to a fixed rate for a portion of the 2022 Term Loan Facility) had changed as the hedged transaction would now convert the variable rate to a fixed rate for a portion of the 2024 Term Loan Facility. There were no amendments to the terms of the \$ 200 million interest rate swap, including the notional value, index rate, or expiration date as a result of the 2024 Amendment. However, given the change in the hedged transaction, we completed a hedge effectiveness test and determined that this hedge instrument continues to be highly effective at achieving offsetting cash flows related to the hedged transaction, enabling us to continue to apply hedge accounting over the remaining term of this hedge relationship.

In line with the original maturity date, one of the interest rate swap agreements (notional value of \$ 250 million) expired in September 2024. As a result of this, on September 26, 2024, the Company entered into two new interest-rate swap agreements for a notional of \$ 125 million each with two counterparty banks, for an aggregate notional of \$ 250 million. These new agreements are effective as of September 30, 2024 and will mature on September 30, 2031, in line with the maturity date of the 2024-B Term Loan Facility following Amendment No.6 (discussed in Note 13). The Company has designated these two new hedges as cash flow hedges with the objective of ensuring that the Company continues to achieve the offsetting effect to the interest rate volatility associated with the \$ 250 million portion of the 2024-B Term Loan Facility.

Additionally, on September 26, 2024, the counterparty bank associated with one of the existing interest rate swap contracts (notional value of \$ 250 million) novated its rights and obligations in the interest rate swap contracts to a new counterparty. No other terms and conditions of the interest rate swap contract were impacted by this transaction. We also determined that it is probable the new counterparty will perform its obligations under the interest rate swap agreements. However, following the novation, the Company terminated the existing interest rate swap agreement and simultaneously entered into a new interest rate swap agreement with the new counterparty bank with an effective date of September 30, 2024 and expiring on September 30, 2031 (in line with the maturity date of the 2024-B Term Loan Facility). At the time of this change, the Company determined that the interest payments hedged are still probable to occur, therefore, the gains accumulated of \$ 3 million on the previous interest rate swap are being amortized into interest expense through March 11, 2028, the original maturity of the previous term loan agreement. As a result of this transaction, we completed a hedge effectiveness test and determined that this hedge instrument is highly effective at achieving offsetting cash flows related to the hedged transaction, enabling us to apply hedge accounting over the term of the new hedge relationship.

As of December 31, 2024, the Company maintains a total of \$ 950 million of interest rate swaps (with \$ 450 million maturing in March 2028 and \$ 500 million maturing in September 2031) with the objective in using the interest-rate swap agreements to add stability to interest expense and to manage the Company's exposure to interest rate movements. These interest rate swaps have been designated as cash flow hedges and involve the receipt of variable amounts from a counterparty in exchange for the Company making fixed-rate payments over the life of the agreements without exchange of the underlying notional amount. Fair value gains or losses on these cash flow hedges are recorded in accumulated other comprehensive loss and are subsequently reclassified into interest expense in the same periods during which the hedged transactions affect earnings.

For the year ended December 31, 2024, 2023 and 2022, the amounts recorded in interest expense related to the interest-rate swap agreements were \$ 26 million, \$ 26 million and \$ 4 million, respectively. At December 31, 2024 and December 31, 2023, the net unrealized gain was \$ 26 million and the unrealized gain was \$ 18 million, respectively, and was recorded in "Accumulated other comprehensive loss" on the Consolidated Balance Sheet.

Foreign Currency Risk

From time to time, we enter into foreign currency contracts used to hedge forecasted third party non-functional currency sales for our South African subsidiaries. From time to time, we enter into foreign currency contracts used to hedge forecasted non-functional currency cost of goods sold and forecasted non-functional currency selling, general and administrative expenses ("SG&A expenses") for our Australian subsidiaries. These foreign currency contracts are designated as cash flow hedges. Changes to the fair value of these foreign currency contracts are recorded as a component of other comprehensive (loss) income, if these contracts remain highly effective, and are recognized in net sales, costs of goods sold or SG&A expenses in the period in which the forecasted transaction affects earnings or are recognized in other income (expense), net when the transactions are no longer probable of occurring.

As of December 31, 2024, we had 516 million Australian dollars (or approximately \$ 319 million at the December 31, 2024 exchange rate) and 26 million Australian dollars (or approximately \$ 16 million at the December 31, 2024 exchange rate) outstanding amounts to reduce the exposure of our Australian subsidiaries' cost of sales and SG&A expenses, respectively, to fluctuations in currency rates, and we had no outstanding amounts to reduce the exposure of our South African subsidiaries' third

TABLE OF CONTENTS

party sales to fluctuations in currency rates. At December 31, 2024, there was a net loss of \$ 14 million (\$ 13 million unrealized and less than \$ 1 million realized) recorded in "Accumulated other comprehensive loss" on the Consolidated Balance Sheet, of which \$ 8 million is expected to be fully recognized in earnings during the year ended December 31, 2025.

From time to time, we enter into foreign currency contracts for the South African Rand, Australian Dollar, Euro, Pound Sterling and Saudi Riyal to reduce exposure of our subsidiaries' balance sheet accounts not denominated in our subsidiaries' functional currency to fluctuations in foreign currency exchange rates. Historically, we have used forward contracts to reduce the exposure. For accounting purposes, these foreign currency contracts are not considered hedges. The change in fair value associated with these contracts is recorded in "Other income (expense), net" within the Consolidated Statements of Operations and partially offsets the change in value of third party and intercompany-related receivables not denominated in the functional currency of the subsidiary. At December 31, 2024, there was (i) 1.4 billion South African Rand (or approximately \$ 73 million at the December 31, 2024 exchange rate), (ii) 113 million Australian dollars (or approximately \$ 70 million at the December 31, 2024 exchange rate), (iii) 34 million Pound Sterling (or approximately \$ 42 million at the December 31, 2024 exchange rate), (iv) 91 million Euro (or approximately \$ 94 million at the December 31, 2024 exchange rate) and (v) 71 million Saudi Riyal (or approximately \$ 19 million at the December 31, 2024 exchange rate) of notional amount of outstanding foreign currency contracts.

15. Fair Value Measurement

For financial instruments that are subsequently measured at fair value, the fair value measurement is grouped into levels. See Note 2.

Our debt is recorded at historical amounts. The following table presents the fair value of our debt and derivative contracts at both December 31, 2024 and December 31, 2023:

	December 31, 2024		December 31, 2023	
	Asset	Liability	Asset	Liability
Term Loan Facility	\$ —	\$ —	\$ —	\$ 903
2022 Term Loan Facility	—	—	—	394
2023 Term Loan Facility	—	—	—	351
2024 Term Loan Facility	—	744	—	—
2024-B Term Loan Facility	—	904	—	—
Standard Bank Term Loan Facility	—	—	—	64
RMB Term Loan Facility	—	58	—	—
Senior Notes due 2029	—	966	—	956
Australian Government Loan	—	1	—	1
MGT Loan	—	19	—	25
Interest rate swaps	33	—	18	—
Natural gas hedges	—	—	—	1
Foreign currency contracts	1	18	1	1

We determined the fair value of the Term Loan Facility, the 2022 Term Loan Facility, the 2023 Term Loan Facility, the 2024 Term Loan Facility, the 2024-B Term Loan Facility and the Senior Notes due 2029 using quoted market prices, which under the fair value hierarchy is a Level 1 input. We determined the fair value of the Standard Bank Term Loan Facility and the RMB Term Loan Facility utilizing transactions in the listed markets for similar liabilities, which under the fair value hierarchy is a Level 2 input. The fair value of the Australian Government Loan and MGT Loan is based on the contracted amount which is a Level 2 input.

We determined the fair value of the foreign currency contracts, natural gas hedges, and the interest rate swaps using inputs other than quoted prices in active markets that are observable either directly or indirectly. The fair value hierarchy for the foreign currency contracts, natural gas hedges, and interest rate swaps is a Level 2 input.

The carrying value of cash and cash equivalents, restricted cash, accounts receivable and accounts payable approximate fair value due to the short-term nature of these items.

16. Leases

Lease expense for the year ended December 31, 2024, 2023 and 2022 was comprised of the following:

[TABLE OF CONTENTS](#)

	Year Ended December 31,		
	2024	2023	2022
Operating lease expense	\$ 39	\$ 37	\$ 39
Finance lease expense:			
Amortization of right-of-use assets	6	6	\$ 1
Interest on lease liabilities	5	5	\$ 1
Short term lease expense	41	36	\$ 39
Variable lease expense	8	5	\$ 1
Total lease expense	\$ 99	\$ 89	\$ 99

The table below summarizes lease expense for the year ended December 31, 2024, 2023 and 2022 recorded in the specific line items, which are subsequently recorded in our Consolidated Statements of Operations:

	Year Ended December 31,		
	2024	2023	2022
Cost of goods sold	\$ 91	\$ 82	\$ 88
Selling, general and administrative expenses	3	2	4
Interest expense	5	5	4
Total	\$ 99	\$ 89	\$ 96

The weighted-average remaining lease term in years and weighted-average discount rates at December 31, 2024 and 2023 were as follows:

	December 31, 2024	December 31, 2023
Weighted-average remaining lease term:		
Operating leases	11.3	11.1
Finance leases	6.95	8.0
Weighted-average discount rate:		
Operating leases	11.5 %	12.1 %
Finance leases	12.0 %	12.1 %

The maturity analysis for operating leases and finance leases at December 31, 2024 were as follows:

	Operating Leases	Finance Leases
2025	35	10
2026	24	9
2027	18	8
2028	17	8
2029	16	8
Thereafter	125	21
Total lease payments	235	64
Less: imputed interest	(104)	(22)
Present value of lease payments	\$ 131	\$ 42

TABLE OF CONTENTS

Additional information relating to cash flows and ROU assets for the year ended December 31, 2024, 2023 and 2022 is as follows:

	December 31, 2024	December 31, 2023	December 31, 2022
Cash paid for amounts included in the measurement of lease liabilities:			
Operating cash flows used for operating leases	\$ 38	\$ 40	\$ 39
Operating cash flows used for finance leases	\$ 5	\$ 5	\$ 4
Financing cash flows used for finance leases	\$ 5	\$ 5	\$ 3

Additional information relating to ROU assets for the year ended December 31, 2024 and 2023 is as follows:

	Year Ended December 31,	
	2024	2023
ROU assets obtained in exchange for lease obligations:		
Operating leases obtained in the normal course of business	\$ 32	\$ 21
Finance leases obtained in the normal course of business	\$ 4	\$ 3

As of December 31, 2024, we have additional operating and finance leases, primarily for equipment and machinery, that have not yet commenced. The related ROU assets of the operating and finance leases are approximately \$ 32 million and \$ 7 million, respectively. These leases will commence in 2025 and in 2026 with lease terms of between approximately 10 and 15 years.

17. Asset Retirement Obligations

Asset retirement obligations consist primarily of rehabilitation and restoration costs, landfill capping costs, decommissioning costs, and closure and post-closure costs. Activity related to asset retirement obligations was as follows:

	Year Ended December 31,	
	2024	2023
Balance, January 1	\$ 186	\$ 161
Additions	9	11
Accretion expense	20	15
Remeasurement/translation	(16)	1
Changes in estimates, including cost and timing of cash flows	—	7
Settlements/payments	(13)	(9)
Other acquisition and divestiture related	—	—
Balance, December 31	\$ 186	\$ 186

	December 31,	
	2024	2023
Asset retirement obligations were classified as follows:		
Current portion included in "Accrued liabilities"	\$ 14	\$ 14
Noncurrent portion included in "Asset retirement obligations"	172	172
Asset retirement obligations	\$ 186	\$ 186

We used the following assumptions in determining asset retirement obligations at December 31, 2024: inflation rates between 1.6 % - 4.3 % per year; credit adjusted risk-free interest rates between 5.2 % - 20.1 %; the life of mines from less than 1 to 22 years and the useful life of assets between 4 - 43 years.

Environmental Rehabilitation Scheme

In accordance with applicable regulations, we established an environmental rehabilitation scheme for the prospecting and mining operations in South Africa, which receives, holds, and invests funds for the rehabilitation or management of asset retirement obligations. At December 31, 2024 and 2023, the total value of the assets held in the environmental rehabilitation

scheme were \$ 16 million and \$ 15 million, respectively, which were recorded in "Other long-term assets" in the Consolidated Balance Sheets.

18. Commitments and Contingencies

Purchase and Capital Commitments—At December 31, 2024, purchase commitments were \$ 395 million for 2025, \$ 212 million for 2026, \$ 187 million for 2027, \$ 313 million for 2028, \$ 159 million for 2029, and \$ 2,165 million thereafter.

Letters of Credit—At December 31, 2024, we had outstanding letters of credit and bank guarantees of \$ 131 million, of which \$ 59 million were letters of credit (inclusive of \$ 47 million related to the sale of Hawkins Point as discussed below) and \$ 72 million were bank guarantees. Amounts for performance bonds were not material.

Environmental Matters— It is our policy to record appropriate liabilities for environmental matters when remedial efforts are probable and the costs can be reasonably estimated. Such liabilities are based on our best estimate of the undiscounted future costs required to complete the remedial work. The recorded liabilities are adjusted periodically as remediation efforts progress or as additional technical, regulatory or legal information becomes available. Given the uncertainties regarding the status of laws, regulations, enforcement policies, the impact of other potentially responsible parties, technology and information related to individual sites, we do not believe it is possible to develop an estimate of the range of reasonably possible environmental loss in excess of our recorded liabilities. We expect to fund expenditures for these matters from operating cash flows. The timing of cash expenditures depends principally on the timing of remedial investigations and feasibility studies, regulatory approval of cleanup projects, remedial techniques to be utilized and agreements with other parties. Included in these environmental matters are the following:

Hawkins Point Plant. Residual waste mud, known as Batch Attack Mud, and a spent sulfuric waste stream were deposited in an onsite repository (the "Batch Attack Lagoon") at a former TiO₂ manufacturing site, Hawkins Point Plant in Baltimore, Maryland, operated by Cristal USA, Inc. from 1954 until 2011. We assumed responsibility for remediation of the Hawkins Point Plant when we acquired the TiO₂ business of Cristal in April 2019. On December 21, 2022, we sold the Hawkins Point Plant to the Maryland Port Administration ("MPA"), a state agency controlled by the Maryland Department of Transportation. Pursuant to the terms of the transaction, MPA became the lead party in developing and implementing appropriate measures to address, treat, control, and mitigate the environmental conditions at the property under the regulatory oversight of the Maryland Department of the Environment ("MPE"). Under MPA ownership, the Hawkins Point Plant will be utilized for storage and beneficial reuse of dredged material from the Port of Baltimore. In exchange for transferring ownership of the site to MPA, Tronox has agreed to make scheduled, annual payments to MPA which together with scheduled, annual contributions from MPA will be used to remediate the property. The sale of the property to MPA did not have a material impact to the Consolidated Statements of Operations. As of December 31, 2024, we have a provision of \$ 41 million included in "Environmental liabilities" in our Consolidated Balance Sheet for the Hawkins Point Plant consistent with the accounting policy described above.

Other Matters— We are subject to a number of other lawsuits, investigations and disputes (some of which involve substantial amounts claimed) arising out of the conduct of our business, including matters relating to commercial transactions, prior acquisitions and divestitures, including our acquisition of Cristal, employee benefit plans, intellectual property, and environmental, health and safety matters. We recognize a liability for any contingency that is probable of occurrence and reasonably estimable. We continually assess the likelihood of adverse judgments of outcomes in these matters, as well as potential ranges of possible losses (taking into consideration any insurance recoveries), based on a careful analysis of each matter with the assistance of outside legal counsel and, if applicable, other experts. Included in these other matters is the following:

UK Health and Safety Matter. In February 2024, we received a summons from the UK Health and Safety Executive alleging non-compliance with UK health and safety legislation at the Stallingborough pigment plant resulting from an incident involving an employee in August 2022. The sentencing hearing to determine monetary penalties occurred in September 2024. At such hearing, the judge imposed a monetary penalty in the amount of £ 292,425 , inclusive of costs. We do not believe this matter will have a material adverse effect on our business, financial condition and results of operations.

Venator Materials plc v. Tronox Limited. In May 2019, Venator Materials plc ("Venator") filed an action in the Superior Court of the State of Delaware alleging among other things that we owed Venator a \$ 75 million "Break Fee" pursuant to the terms of a preliminary agreement dated July 14, 2018 (the "Exclusivity Agreement"). The Exclusivity Agreement required, among other things, Tronox and Venator to use their respective best efforts to negotiate a definitive agreement to sell the entirety of the National Titanium Dioxide Company Limited's ("Cristal's") North American operations to Venator if a divestiture of all or a substantial part of these operations were required to secure the approval of the Federal Trade Commission for us to complete our acquisition of Cristal's TiO₂ business. In June 2019, we denied Venator's claims and counterclaimed against Venator seeking to recover \$ 400 million in damages from Venator that we suffered as a result of Venator's breaches of the Exclusivity Agreement. Specifically, we alleged, among other things, that Venator's failure to use best efforts constituted a material breach of the Exclusivity Agreement and directly resulted in and caused us to sell Cristal's North American operations to an alternative buyer for \$ 701 million, \$ 400 million less than the price Venator had agreed to in the Exclusivity Agreement. On April 6, 2022, the Judge presiding over the case in the Superior Court of the State of Delaware delivered a directed verdict in favor of Venator without allowing the jury to deliberate. The Company determined not to appeal the Judge's verdict, and as such, on April 18, 2022, the Company and Venator entered into a settlement agreement whereby the Company paid \$ 85 million, inclusive of interest, on April 25, 2022. As a result, we recorded the charge within "Venator settlement" on the Consolidated Statement of Operations for the year ended December 31, 2022.

19. Accumulated Other Comprehensive Loss Attributable to Tronox Holdings plc and Other Equity Items

The tables below present changes in accumulated other comprehensive loss by component for 2024, 2023 and 2022.

	Cumulative Translation Adjustment	Pension Liability Adjustment	Unrealized Gains (losses) on Derivatives	Total
Balance, January 1, 2022	\$ (628)	\$ (100)	\$ (10)	\$ (738)
Other comprehensive income (loss)	(82)	5	53	(24)
Amounts reclassified from accumulated other comprehensive loss	—	17	(23)	(6)
Balance, December 31, 2022	(710)	(78)	20	(768)
Other comprehensive (loss) income	(19)	(14)	(15)	(48)
Amounts reclassified from accumulated other comprehensive loss	—	—	2	2
Balance, December 31, 2023	\$ (729)	\$ (92)	\$ 7	\$ (814)
Other comprehensive (loss) income	(72)	7	3	(62)
Amounts reclassified from accumulated other comprehensive loss	—	1	(5)	(4)
Balance, December 31, 2024	<u>\$ (801)</u>	<u>\$ (84)</u>	<u>\$ 5</u>	<u>\$ (880)</u>

Repurchase of Common Stock

On November 9, 2021, the Company's Board of Directors authorized the repurchase of up to \$ 300 million of the Company's stock through February 2024. During the year ended December 31, 2024, we made no repurchases of the Company's stock. In connection with the expiration in February 2024 of the Company's existing share repurchase program, on February 21, 2024, the Company's Board of Directors authorized the repurchase of up to \$ 300 million of the Company's stock through February 21, 2027.

20. Share-based Compensation

TABLE OF CONTENTS

Share-based compensation expense consisted of the following:

	Year Ended December 31,		
	2024	2023	2022
Total share-based compensation expense from restricted share units	\$ 21	\$ 21	\$ 26

The stock compensation expense for the year ended December 31, 2023 is inclusive of a \$ 4 million reduction of expense due to the 2021 performance grants.

Tronox Holdings plc Amended and Restated Management Equity Incentive Plan

On March 27, 2019, Tronox Holdings plc assumed the management equity incentive plan previously adopted by Tronox Limited, which plan was renamed the Tronox Holdings plc Amended and Restated Management Equity Incentive Plan. The MEIP permits the grant of awards that are comprised of incentive options, nonqualified options, share appreciation rights, restricted shares, restricted share units, performance awards, and other share-based awards, cash payments, and other forms as the compensation committee of the Board of Directors (the "Board") in its discretion deems appropriate, including any combination of the above. The maximum number of shares which were initially subjected to awards (inclusive of incentive options) was 20,781,225 ordinary shares and was increased by 8,000,000 on the affirmative vote of our shareholders on June 24, 2020, and further increased by 3,200,000 on the affirmative vote of our shareholders on May 8, 2024.

Restricted Share Units ("RSUs")

On an annual basis, the Company grants RSUs which have time and/or performance conditions. Both the time-based awards and the performance-based awards are classified as equity awards.

2024 Grants- The Company granted both time-based and performance-based awards to certain members of management. A total of 819,048 of time-based awards were granted to management which will vest ratably over a three-year period ending March 5, 2027. A total of 75,748 of time-based awards were granted to non-employee members of the Board which will vest in May 2025. A total of 819,054 of performance-based awards were granted, of which 409,527 of the awards vest based on a relative Total Shareholder Return ("TSR") calculation and 409,527 of the awards vest based on certain performance metrics of the Company. The non-TSR performance-based awards vest on March 5, 2027 based on the actual 2026 annual return on invested capital (ROIC). Similar to the Company's historical TSR awards granted in prior years, the TSR awards vest based on the Company's three-year TSR versus the peer group performance levels. Given these terms, the TSR metric is considered a market condition for which we used a Monte Carlo simulation to determine the weighted average grant date fair value of \$ 21.70 .

Similar TSR awards were granted during 2023 and 2022 with a grant date fair values of \$ 22.42 and \$ 34.41 which was calculated utilizing a Monte Carlo simulation. The following weighted-average assumptions were utilized to value the grants in 2024, 2023 and 2022:

	2024		2023		2022	
Dividend yield	—	%	N/A		3.22	%
Expected historical volatility	47.9	%	67.1	%	68.0	%
Risk free interest rate	4.46	%	4.47	%	3.06	%
Expected life (in years)	3		3		3	

The following table presents a summary of activity for RSUs for 2024:

	Number of Shares	Weighted Average Grant Date Fair Value
Outstanding, January 1, 2024	3,318,344	\$ 20.22
Granted	1,713,850	16.69
Vested	(1,185,122)	19.18
Forfeited	(378,298)	21.39
Outstanding, December 31, 2024	3,468,774	\$ 18.70
Expected to vest, December 31, 2024	1,940,745	\$ 17.53

TABLE OF CONTENTS

At December 31, 2024, there was \$ 26 million of unrecognized compensation expense related to nonvested RSUs, adjusted for estimated forfeitures, which is expected to be recognized over a weighted-average period of 1.8 years. The weighted-average grant-date fair value of RSUs granted during 2024, 2023 and 2022 was \$ 16.69 per unit, \$ 16.33 per unit, and \$ 19.47 per unit, respectively. The total fair value of RSUs that vested during 2024, 2023 and 2022 was \$ 23 million, \$ 27 million and \$ 44 million, respectively.

Options

We did not issue any options during 2024, 2023 and 2022 and all our options outstanding were fully vested and expired as of December 31, 2024. The following table presents a summary of option activity for 2024:

	Number of Options	Weighted Average Exercise Price	Weighted Average Contractual Life (years)	Intrinsic Value
Outstanding, January 1, 2024	217,643	\$ 22.13	0.13	\$ —
Exercised	—	—		
Forfeited	—	—		
Expired	(217,643)	22.13		
Outstanding and Exercisable, December 31, 2024	—	\$ —	0	\$ —

The aggregate intrinsic values in the table represent the total pre-tax intrinsic value (the difference between our share price at the indicated dates and the options' exercise price, multiplied by the number of in-the-money options) that would have been received by the option holders had all option holders exercised their in-the-money options at the end of the year. The amount will change based on the fair market value of our stock. During 2022, there were 13,881 options exercised with a total intrinsic value of less than \$ 1 million. We issue new shares upon the exercise of options. During 2022, we received less than \$ 1 million in cash for the exercise of stock options. There were no options exercised during 2024 or 2023 and consequently, there was no related intrinsic value. At December 31, 2024, 2023 and 2022, there was no unrecognized compensation expense related to options.

21. Pension and Other Postretirement Healthcare Benefits

The following provides information regarding our U.S. and foreign plans:

U.S. Plans

Pension and Postretirement Healthcare Plans— Tronox has one main U.S. defined benefit plan: the U.S. Qualified Plan. The U.S. Qualified Plan is a funded noncontributory qualified benefit plan which is in accordance with the Employee Retirement Income Security Act of 1974 ("ERISA") and the Internal Revenue Code. We made contributions into funds managed by a third party, and those funds are held exclusively for the benefit of the plan participants. Benefits under the U.S. Qualified Plan were generally calculated based on years of service and final average pay. The U.S. Qualified Plan was frozen and closed to new participants on June 1, 2009. In October 2022, the Company entered into an irrevocable arrangement with an insurance provider to settle certain lower dollar valued accounts within its frozen U.S. Qualified Plan to reduce PBGC premiums. As a result of this arrangement, the Company recorded a non-cash pension settlement charge of approximately \$ 20 million during the fourth quarter of 2022. We also maintain one postretirement healthcare plan - the U.S. retiree welfare plan.

International Plans

Pension Plans — Tronox has international defined benefit commitments primarily in the United Kingdom ("U.K. DB Scheme") and Saudi Arabia. The U.K. DB Scheme is a funded qualified defined benefit plan in the United Kingdom, which is frozen with no additional benefits accruing to the participants. Benefits under the U.K. DB Scheme are generally calculated based on years of credit service and final compensation when benefits ceased to accrue as defined under the plan provisions. We also maintain a Saudi Arabia Cristal End of Service Benefit plan which provides end of service benefits to qualifying participants. End of service benefits are based on years of service and the reasons for which a participant's services to the Company are terminated.

Multiemployer Pension Plan - In prior periods, we maintained a defined benefit plan in the Netherlands (the "Netherlands Plan") to provide defined pension benefits to qualifying employees of Tronox Pigments (Holland) B.V. and its related companies. During 2014, the Netherlands Plan was replaced with a multiemployer plan, the Netherlands Contribution Plan (the "CDC Plan") effective January 1, 2015. Under the CDC Plan, employees earn benefits based on their pensionable salaries each year determined using a career average benefit formula. The collective bargaining agreement between us and the participants require us to contribute 20.4 % of the participants' pensionable salaries into a pooled fund administered by the industry-wide PGB. The pensionable salary is the annual income of employees subject to a cap, which is adjusted each year to reflect the current

requirements of the Netherlands' Wages and Salaries Tax Act of 1964. Our obligation under this plan is limited to the fixed percentage contribution we make each year. The employees are entitled to any returns generated from the investment activities of the fund.

The following table outlines the details of our participation in the CDC Plan for the year ended December 31, 2024. The CDC disclosures provided herein are based on the fund's 2023 annual report, which is the most recently available public information. Based on the total plan assets and accumulated benefit obligation information in the plan's annual report, the zone status was green as of December 31, 2023. A green zone status indicates that the plan was at least 80 percent funded. The "FIP/RP Status Pending/Implemented" column indicates whether a financial improvement plan (FIP) or a rehabilitation plan (RP) is either pending or has been implemented. As of December 31, 2024, we are not aware of any financial improvement or rehabilitation plan being implemented or pending. The last column lists the expiration date of the collective-bargaining agreement to which the plan is subject.

Pension Fund	EIN/Pension Plan Number	Pension Protection Act Zone Status		FIP/RP Pending/ Implemented	Tronox Contributions		Surcharge Imposed	Expiration date of Collective- Bargaining Agreement
		2024	2023		2024	2023		
PGB	NA	N/A	Green	No	\$ 5	\$ 5	No	12/31/2024 *

*-A new collective bargaining agreement has been preliminarily negotiated with the new term expected to be for another five years.

On the basis of the information available in the CDC Plan 2023 annual report, our contribution does not constitute more than 5 percent of the total contribution to the plan by all participants. During 2024, the fund did not impose any surcharge on us.

Postretirement Healthcare Plans — We also maintain postretirement healthcare plans in South Africa (the "South African Plan") and Brazil (the "Brazil Medical Plan"). The South African Plan provides medical and dental benefits to certain South African employees, retired employees and their registered dependents. The South African Plan provides benefits as follows: (i) members employed before March 1, 1994 receive 100 % post-retirement and death-in-service benefits; (ii) members employed on or after March 1, 1994 but before January 1, 2002 receive 2 % per year of completed service subject to a maximum of 50 % post-retirement and death-in-service benefits; and, (iii) members employed on or after January 1, 2002 receive no post-retirement and death-in-service benefits. The Brazil Medical Plan provides post-employment medical benefits to employees who contributed to the medical plan while employed. Retirees receiving a benefit under the plan are required to pay a contribution that varies based on the coverage level elected.

Pension and Postretirement Benefit Costs / Obligations

Benefit Obligations and Funded Status — The following provides a reconciliation of beginning and ending benefit obligations, beginning and ending plan assets, funded status, and balance sheet classification of our U.S. and international pension plans and other post-retirement benefit plans ("OPEB") as of and for the years ended December 31, 2024 and 2023. The benefit obligations and plan assets associated with our principal benefit plans are measured on December 31.

	Pensions				Other Post Retirement Benefit Plans			
	December 31				December 31			
	2024		2023		2024		2023	
	US	International	US	International	US	International	US	International
Change in benefit obligations:								
Benefit obligation, beginning of year	\$ 199	\$ 163	\$ 199	\$ 154	\$ 1	\$ 24	\$ 1	\$ 1
Service cost	—	3	—	3	—	1	—	—
Interest cost	10	7	11	7	—	3	—	—
Net actuarial (gains) losses	(8)	(13)	13	5	—	(6)	—	—
Curtailments	—	—	—	—	—	—	—	(1)
Foreign currency rate changes	—	(2)	—	5	—	(3)	—	—
Benefits paid	(16)	(11)	(24)	(11)	—	(1)	—	(1)
Benefit obligation, end of year ⁽¹⁾	185	147	199	163	1	18	1	2
Change in plan assets:								
Fair value of plan assets, beginning of year	176	109	180	106	—	—	—	—
Actual return on plan assets	11	(9)	20	3	—	—	—	—
Employer contributions	—	5	—	5	—	1	—	—
Benefits paid	(16)	(11)	(24)	(11)	—	(1)	—	(1)
Foreign currency rate changes	—	(2)	—	6	—	—	—	—
Fair value of plan assets, end of year	171	92	176	109	—	—	—	—
Net underfunded status of plans	\$ (14)	\$ (55)	\$ (23)	\$ (54)	\$ (1)	\$ (18)	\$ (1)	\$ (2)
Classification of amounts recognized in the Consolidated Balance Sheets:								
Other long-term assets	\$ —	\$ 6	\$ —	\$ 10	\$ —	\$ —	\$ —	\$ —
Accrued liabilities	—	(8)	—	(7)	—	(1)	—	(1)
Pension and postretirement healthcare benefits	(14)	(53)	(23)	(57)	(1)	(17)	(1)	(2)
Total liabilities	(14)	(61)	(23)	(64)	(1)	(18)	(1)	(2)
Accumulated other comprehensive loss (income)	57	11	64	11	—	—	—	—
Total	\$ 43	\$ (44)	\$ 41	\$ (43)	\$ (1)	\$ (18)	\$ (1)	\$ (1)

(1) Since the benefits under the U.S Qualified Plan and the U.K. DB Scheme are frozen, the projected benefit obligation and accumulated benefit obligation are the same.

Contributions

At a minimum, Tronox contributes to its pension plans to comply with local regulatory requirements (e.g., ERISA in the United States). Discretionary contributions in excess of the local minimum requirements are made based on many factors, including long-term projections of the plans' funded status, the economic environment, potential risk of overfunding, pension insurance costs and alternative uses of the cash. Changes to these factors can impact the timing of discretionary contributions from year to year. Pension contributions for its US and international plans were approximately \$ 6 million in 2024 and are currently expected to be approximately \$ 9 million in 2025.

The following table provides information for pension plans where the accumulated benefit obligation exceeds the fair value of the plan assets:

	Pensions	
	2024	
	US	International
Projected benefit obligation (PBO)	\$ 184	\$ 62
Accumulated benefit obligation (ABO)	\$ 184	\$ 41
Fair value of plan assets	\$ 171	\$ —

Expected Benefit Payments — The following table shows the expected cash benefit payments for the next five years and in the aggregate for the years 2029 through 2033:

	2025	2026	2027	2028	2029	2030-2034
Pensions - US	\$ 19	\$ 19	\$ 18	\$ 17	\$ 17	\$ 71
Pensions - International	\$ 14	\$ 9	\$ 10	\$ 11	\$ 9	\$ 51
Other Post Retirement Benefit Plans - US	\$ —	\$ —	\$ —	\$ —	\$ —	\$ 1
Other Post Retirement Benefit Plans - International	\$ 1	\$ 1	\$ 1	\$ 1	\$ 1	\$ 5

Retirement and Postretirement Healthcare Expense — The table below presents the components of net periodic cost associated with the U.S. and foreign plans recognized in the Consolidated Statements of Operations for 2024, 2023, and 2022:

	Pensions			Other Postretirement Benefit Plans		
	Year Ended December 31,			Year Ended December 31,		
	2024	2023	2022	2024	2023	2022
Net periodic cost:						
Service cost	\$ 4	\$ 3	\$ 5	\$ 1	\$ 1	\$ —
Interest cost ⁽¹⁾	17	18	14	2	2	2
Expected return on plan assets ⁽¹⁾	(20)	(20)	(24)	—	—	—
Net amortization of actuarial loss ⁽¹⁾	1	—	4	—	—	—
Settlement losses (gains) ⁽¹⁾	—	—	20	—	—	—
Curtailment (gains) ⁽¹⁾	—	—	—	—	—	—
Total net periodic cost	\$ 2	\$ 1	\$ 19	\$ 3	\$ 3	\$ 2

(1) Recorded in Other income (expense), net in the Consolidated Statements of Operations.

Assumptions —

The following weighted average assumptions were used to determine net periodic cost:

Pension										
	2024				2023				2022	
	US		International		US		International		US	International
		%		%		%		%		%
Discount rate	5.42	%	4.45	%	5.70	%	4.70	%	2.97	1.91
Expected return on plan assets	7.50	%	5.00	%	7.50	%	4.00	%	6.80	2.50

OPEB										
	2024				2023				2022	
	US		International		US		International		US	International
		%		%		%		%		%
Discount rate	5.95	%	11.2	%	5.62	%	10.59	%	2.83	10.29
Expected return on plan assets	N/A		N/A		N/A		N/A		N/A	N/A

The following weighted average assumptions were used in estimating the actuarial present value of benefit obligations:

Pensions										
	2024				2023				2022	
	US		International		US		International		US	International
		%		%		%		%		%
Discount rate	5.76	%	5.30	%	5.42	%	4.45	%	5.70	4.70
Rate of compensation increase	N/A		4.75	%	N/A		4.76	%	N/A	4.72

OPEB										
	2024				2023				2022	
	US		International		US		International		US	International
		%		%		%		%		%
Discount rate	5.95	%	11.53	%	5.95	%	10.50	%	5.62	11.10
Rate of compensation increase	N/A		N/A		N/A		N/A		N/A	N/A

For the U.S. Qualified Plan, at both December 31, 2024 and December 31, 2023, the mortality assumption was determined using the Society of Actuaries' the generational projection scale (i.e. MP-2021) and base table (i.e. Pri-2012).

Expected Return on Plan Assets — In forming the assumption of the U.S. and international long-term rate of return on plan assets, we considered the expected earnings on funds already invested, earnings on contributions expected to be received in the current year, and earnings on reinvested returns. The long-term rate of return estimation methodology for the Company's pension plans is based on a capital asset pricing model using historical data and a forecasted earnings model. An expected return on plan assets analysis is performed which incorporates the current portfolio allocation, historical asset-class returns, and an assessment of expected future performance using asset-class risk factors.

Discount Rate — The 2024 and 2023 rates were selected based on the results of a cash flow matching analysis, which projected the expected cash flows of the plans using a yield curves model developed from a universe of Aa-graded U.S. currency corporate bonds (obtained from Bloomberg) with BVAL scores of 6 or greater.

Plan Assets — The investments of the U.S. and International pension plans are managed to meet the future expected benefit liabilities of the plan over the long term by investing in diversified portfolios consistent with prudent diversification and historical and expected capital market returns. Tronox's U.S. and international pension plans' weighted-average asset allocations at December 31, 2024 and 2023, and the target asset allocation ranges, by major asset category, are as follows:

	December 31,															
	2024								2023							
	US				International				US				International			
	Actual		Target		Actual		Target		Actual		Target		Actual		Target	
Equity securities	48	%	48	%	—	%	—	%	49	%	50	%	—	%	—	%
Debt securities	48		48		38		38		47		47		38		38	
Real estate	1		1		—		—		1		1		—		—	
Other	3		3		62		62		3		2		62		62	
Total	100	%	100	%	100	%	100	%	100	%	100	%	100	%	100	%

The fair values of pension investments as of December 31, 2024 are summarized below:

	Fair Value Measurement at December 31, 2024 Using:									
	Quoted Prices in Active Markets for Identical Assets (Level 1)		Significant Other Observable Inputs (Level 2)		Significant Unobservable Inputs (Level 3)		Total			
Asset category:										
Equities securities:										
Global equity securities	\$	46	(1)	\$	—	\$	—	\$	46	
Global commingled equity funds		36	(2)		—		—		36	
Debt securities:										
US government bonds		50	(3)		—		—		50	
Foreign government bonds		17	(3)		—		—		17	
US corporate bonds		—			31	(4)	—		31	
Foreign corporate bonds		—			19	(4)	—		19	
Real Estate:										
Property/ real estate fund		—			1	(5)	—		1	
Other:										
Insurance contracts		—			—		53	(7)	53	
Cash & cash equivalents		10	(6)		—		—		10	
Total at fair value	\$	159		\$	51		\$	53	\$	263

- (1) For global equity securities, this category is comprised of shares of common stock in both U.S. and international companies from a diverse set of industries and size. Common stock is valued at the closing market price reported on a U.S. or international exchange where the security is actively traded. Equity securities are classified within level 1 of the fair value hierarchy.
- (2) Global commingled equity funds are comprised of managed funds that invest in common stock of both U.S. and international companies shares from a diverse set of industries and size. Common stock are valued at the closing market price reported on a U.S. or international exchange where the security is actively traded. These funds are classified within level 1 of the fair value hierarchy.
- (3) For US and foreign government bonds, this category includes U.S. treasuries, U.S. federal agency obligations and international government debt. The fair value of these investments are based on observable quoted prices on active exchanges, which are level 1 inputs.
- (4) For US corporate bonds and foreign corporate bonds, this category is comprised of corporate bonds of U.S. and foreign companies from a diverse set of industries and size. The fair values for the U.S. and foreign corporate bonds are determined using quoted prices of similar securities in active markets and observable data or broker or dealer quotations. The fair values for these investments are classified as level 2 within the valuation hierarchy.
- (5) For property / real estate funds, this category includes real estate properties, partnership equities and investments in operating companies. The fair value of the assets is determined using discounted cash flows by estimating an income stream for the property plus a reversion into a present value at a risk adjusted rate. Yield rates and growth assumptions utilized are derived from market transactions as well as other financial and industry data. The fair value of these investments are classified as level 2 in the valuation hierarchy.

TABLE OF CONTENTS

- (6) Cash and cash equivalents include cash and short-interest bearing investments with maturities of three months or less. Investments are valued at cost plus accrued interest. Cash and cash equivalents are classified within level 1 of the valuation hierarchy.
- (7) For insurance contracts, the fair value is estimated as the cost of purchasing equivalent annuities on terms consistent with those currently available in the market. The contracts are with highly rated insurance companies and are classified within level 3 of the valuation hierarchy. The following table summarizes changes in fair value of the pension plan assets classified as level 3 for the year ended December 31, 2024:

	Insurance Contracts	
Balance, December 31, 2023	\$	63
Actual return on plan assets		(4)
Purchases, sales, settlements		(5)
Transfers in/out of Level 3		—
Foreign currency translation		(1)
Balance, December 31, 2024	\$	53

The fair values of pension investments as of December 31, 2023 are summarized below:

Fair Value Measurement at December 31, 2023, Using:						
	Quoted Prices in Active Markets for Identical Assets (Level 1)		Significant Other Observable Inputs (Level 2)		Significant Unobservable Inputs (Level 3)	
Asset category:						Total
Equities securities:						
Global equity securities	\$	48 (1)	\$	—	\$	—
Global commingled equity funds		38 (2)		—		—
Debt securities:						
US government bonds		48 (3)		—		—
Foreign government bonds		22 (3)		—		—
US corporate bonds		—		34 (4)		—
Foreign corporate bonds		—		21 (4)		—
Real Estate:						
Property/ real estate fund		—		1 (5)		—
Other:						
Insurance contracts		—		—		63 (7)
Cash & cash equivalents		10 (6)		—		—
Total at fair value	\$	166	\$	56	\$	63

- (1) For global equity securities, this category is comprised of shares of common stock in both U.S. and international companies from a diverse set of industries and size. Common stock is valued at the closing market price reported on a U.S. or international exchange where the security is actively traded. Equity securities are classified within level 1 of the fair value hierarchy.
- (2) Global commingled equity funds are comprised of managed funds that invest in common stock of both U.S. and international companies shares from a diverse set of industries and size. Common stock are valued at the closing market price reported on a U.S. or international exchange where the security is actively traded. These funds are classified within level 1 of the fair value hierarchy.
- (3) For US and foreign government bonds, this category includes U.S. treasuries, U.S. federal agency obligations and international government debt. The fair value of these investments are based on observable quoted prices on active exchanges, which are level 1 inputs.
- (4) For US corporate bonds and foreign corporate bonds, this category is comprised of corporate bonds of U.S. and foreign companies from a diverse set of industries and size. The fair values for the U.S. and foreign corporate bonds are determined using quoted prices of similar securities in active markets and observable data or broker or dealer quotations. The fair values for these investments are classified as level 2 within the valuation hierarchy.
- (5) For property / real estate funds, this category includes real estate properties, partnership equities and investments in operating companies. The fair value of the assets is determined using discounted cash flows by estimating an income stream for the property plus a reversion into a present value at a risk adjusted

rate. Yield rates and growth assumptions utilized are derived from market transactions as well as other financial and industry data. The fair value of these investments are classified as level 2 in the valuation hierarchy.

- (6) Cash and cash equivalents include cash and short-interest bearing investments with maturities of three months or less. Investments are valued at cost plus accrued interest. Cash and cash equivalents are classified within level 1 of the valuation hierarchy.
- (7) For insurance contracts, the fair value is estimated as the cost of purchasing equivalent annuities on terms consistent with those currently available in the market. The contracts are with highly rated insurance companies and are classified within level 3 of the valuation hierarchy. The following table summarizes changes in fair value of the pension plan assets classified as level 3 for the year ended December 31, 2023:

	Insurance Contracts	
Balance, December 31, 2022	\$	63
Actual return on plan assets		2
Purchases, sales, settlements		(5)
Transfers in/out of Level 3		—
Foreign currency translation		3
Balance, December 31, 2023	\$	63

Defined Contribution Plans

U.S. Savings Investment Plan

In 2006, we established the U.S. Savings Investment Plan (the "SIP"), a qualified defined contribution plan under Section 401(k) of the Internal Revenue Code. Under the SIP, our regular full-time and part-time employees contribute a portion of their earnings, and we match these contributions up to a predefined threshold. Our matching contribution is 100 % of the first 6 % of employee contributions. Effective January 1, 2013, we established a profit sharing contribution at 6 % of employees' pay ("discretionary contribution"). A discretionary contribution of 6 % was made for 2024, 2023 and 2022. Our matching contribution to the SIP vests immediately; however, our discretionary contribution is subject to vesting conditions that must be satisfied over a three-year vesting period. Contributions under the SIP, including our match, are invested in accordance with the investment options elected by plan participants. Compensation expenses associated with our matching contribution to the SIP was \$ 5 million, \$ 4 million and \$ 5 million during 2024, 2023 and 2022, respectively, which was included in "Selling, general and administrative expenses" in the Consolidated Statements of Operations. Compensation expense associated with our discretionary contribution was \$ 4 million in 2024, \$ 5 million in 2023 and \$ 5 million in 2022, which was included in "Selling, general and administrative expenses" in the Consolidated Statements of Operations.

U.S. Benefit Restoration Plan

In 2006, we established the U.S. Benefit Restoration Plan (the "BRP"), a nonqualified defined contribution plan, for employees whose eligible compensation is expected to exceed the IRS compensation limits for qualified plans. Under the BRP, participants can contribute up to 20 % of their annual compensation and incentive. Our matching contribution under the BRP is the same as the SIP. Our matching contribution under this plan vests immediately to plan participants. Contributions under the BRP, including our match, are invested in accordance with the investment options elected by plan participants. Compensation expense associated with our matching contribution to the BRP was \$ 1 million, \$ 1 million and \$ 1 million during 2024, 2023 and 2022, respectively, which was included in "Selling, general and administrative expenses" in the Consolidated Statements of Operations.

South Africa Defined Contribution Plans

Tronox Mineral Sands Proprietary Limited, a wholly owned subsidiary of the Company, participates in several defined contribution plans which are registered in the Republic of South Africa and are governed by the South African Pension Funds Act of 1956. These plans provide retirement and other benefits to all permanent employees, and where applicable, retired employees and their dependents. The Company contributes a range of 10 % to 15 % (depending on the plan) of the employees' predefined pre-tax pensionable earnings. Compensation expense associated with these plans was \$ 8 million, \$ 8 million, and \$ 7 million during 2024, 2023 and 2022, respectively, which was included in both "Costs of goods sold" and "Selling, general and administrative expenses" in the Consolidated Statements of Operations.

22. Related Party Transactions

Tasnee / Cristal

At December 31, 2024 Cristal International Holdings B.V. (formerly known as Cristal Inorganic Chemical Netherlands Cooperatief W.A.), a subsidiary of Tasnee, owned 37,580,000 shares of Tronox, or a 24 % ownership interest.

On May 9, 2018, we entered into an Option Agreement with AMIC which is owned equally by Tasnee and Cristal. Under the terms of the Option Agreement, AMIC granted us an option (the "Option") to acquire 90 % of a special purpose vehicle (the "SPV"), to which AMIC's ownership in a titanium slag smelter facility (the "Slagger") in The Jazan City for Primary and Downstream Industries in KSA will be contributed together with \$ 322 million of AMIC indebtedness (the "AMIC Debt"). Furthermore, pursuant to the Option Agreement we lent AMIC \$ 125 million for capital expenditures and operational expenses intended to facilitate the start-up of the Slagger (the "Tronox Loans").

On May 13, 2020, May 23, 2023 and finally on February 21, 2024, we amended the Option Agreement with AMIC (the "First Amendment", the "Second Amendment", and the "Third Amendment", respectively, and collectively, the "Amendments") to, among other things, establish a definitive period during which Tronox and AMIC would discuss whether, and under what circumstances Tronox may acquire the Slagger (the "Renegotiation Period"). In the Third Amendment, we agreed that the Renegotiation Period would extend until December 31, 2024. The Amendments also addressed repayment of the Tronox Loan. In the Third Amendment, we also agreed that until the end of the Renegotiation Period, 65 % of all chloride slag produced by the Slagger would be delivered to Tronox as repayment in-kind of the Tronox Loans. The chloride slag was to be valued based on a widely published index for feedstock less an nominal discount (the "Slag Price"). With regard to the remaining 35 % of chloride slag produced by the Slagger, under the Third Amendment, Tronox would purchase such chloride slag for cash at the Slag Price. Furthermore, the Third Amendment provided that at the end of the Renegotiation Period full repayment of the Tronox Loan would be due on January 10, 2025 in cash.

The Renegotiation Period expired on December 31, 2024 without any agreement on whether and under what circumstances Tronox would acquire the Slagger.

The following table shows the outstanding balance of the Tronox Loans, which on the Consolidated Balance Sheet is recorded in "Prepaid and other assets" at December 31, 2024 and "Other long-term assets" at December 31, 2023:

	December 31,	
	2024	2023
Principal balance	22	80
Accrued interest income balance	4	12
Total outstanding balance	26	92

The following table shows the interest income earned on the Tronox Loans, which is recorded in "Interest income" on our Consolidated Statement of Operations:

	December 31,		
	2024	2023	2022
Interest income	2	5	4

The following table shows the amount of feedstock purchased from the Slagger, which is subsequently recorded in "Cost of goods sold" on our Consolidated Statement of Operations:

	December 31,		
	2024	2023	2022
Settled as in-kind repayment of Tronox Loans	58	44	—
Settled in cash	33	80	60
Total chloride slag purchases	91	124	60

The following table shows the amounts due to AMIC at period-end regarding the purchase feedstock purchased from the Slagger, which are recorded in "Accrued liabilities" on our Consolidated Balance Sheet:

TABLE OF CONTENTS

	December 31,	
	2024	2023
Amount due to AMIC for slag purchases	6	—

On February 11, 2025, we entered into a letter agreement with AMIC and its wholly owned subsidiary, Advanced Smelting Industries Co. Ltd. ("ASIC") pursuant to which all provisions of the Option Agreement and all the related letter agreements referenced above were extinguished including the parties' respective rights and obligations in and to the Option Agreement and related letter agreements and any claims arising thereunder except for AMIC's obligation to repay the balance and all interest accrued thereunder in cash on February 20, 2025. In addition, the parties agreed to that for a period of two-years, Tronox would purchase certain quantities of Slag from ASIC based on the Slag Price.

In addition, on March 15, 2018 Tronox and AMIC entered into a Technical Services Agreement (the "Original Technical Services Agreement"), which was subsequently amended on May 13, 2020, May 10, 2023 and February 21, 2024 (the "Restated Technical Services Agreement"). Through September 30, 2023 we provided technical advice and project management services, however AMIC and its consultants were still responsible for engineering and construction of the Slagger. As compensation for these services, Tronox received certain fees, including a management fee. In the Consolidated Statement of Operations and shown in the table below, the management fees per the Original Technical Services Agreement were recorded within "Other income, net" and other technical support fees, including fees per the Restated Technical Services Agreement, are recorded within "Selling, general and administrative" costs. From and after October 1, 2023, we no longer receive a management fee and the scope of services we provide is more limited, for which we receive cost reimbursement plus a nominal margin.

	December 31,		
	2024	2023	2022
Management fees	—	6	8
Other technical support fees	—	2	2
Total fees received	—	8	10

Outstanding balances for these fees receivable are shown below, which are recorded within "Prepaid and other assets" on the Consolidated Balance Sheet:

	December 31,	
	2024	2023
Management fees and other technical support fees	—	1

On December 29, 2019, we entered into an agreement (the "MGT Purchase Agreement") with Cristal to acquire certain assets co-located at our Yanbu facility which produce metal grade TiCl₄ ("MGT"). Consideration for the acquisition was the assumption by Tronox of a \$ 36 million note payable to Cristal (the "MGT Loan"). MGT is used at a titanium "sponge" plant facility, 65 % of the ownership interests of which are held by Advanced Metal Industries Cluster and Toho Titanium Metal Co. Ltd ("ATTM"), a joint venture between AMIC and Toho Titanium Company Ltd. ATTM uses the TiCl₄, which we supply by pipeline, for the production of titanium sponge, a precursor material used in the production of titanium metal. The terms of our supply of TiCl₄ to ATTM are set forth in the Amended and Restated TiCl₄ Supply Agreement by and among ATTM, Cristal and ourselves dated December 17, 2020 (the "ARTSA").

On December 17, 2020 we completed the MGT transaction. Repayment of the \$ 36 million note payable is based on a fixed U.S. dollar per metric ton quantity of MGT delivered by us to ATTM over time and therefore the ultimate maturity date is variable in nature. If ATTM fails to purchase MGT from us under certain contractually agreed upon conditions set forth in the ARTSA, then at our election we may terminate the MGT supply agreement with ATTM and will no longer owe any amount under the loan agreement with Cristal. We currently estimate the ultimate maturity to be between approximately three and four years, subject to actual future MGT production levels. The interest rate on the note payable is based on the SAIBOR plus a premium. As shown in the table below, the note payable is recorded within "Long-term debt, net" and "Long-term debt due within one year" on the Consolidated Balance Sheet.

TABLE OF CONTENTS

	December 31,	
	2024	2023
Note payable, due within 1 year	7	7
Note payable, due longer than 1 year from now	12	18
Total outstanding note payable	19	25

Amounts regarding interest expense and loan repayments for the MGT loan, which are recorded on the Consolidated Statement of Operations within "Interest expense" and "Net sales," respectively, are shown below:

	December 31,		
	2024	2023	2022
Interest expense	1	2	1
Loan Repayment via MGT delivered to ATTM	6	6	3

As a result of these transactions we have entered into related to the MGT assets, Tronox purchases chlorine gas from ATTM for use in the production of MGT and such transactions are reflected as follows:

	December 31,		
	2024	2023	2022
Purchases of chlorine gas	5	5	4

These purchases are subsequently recorded within "Cost of goods sold" on the Consolidated Statement of Operations. Amounts due at period end, which are presented below, are recorded within "Accrued liabilities" on the Consolidated Balance Sheet.

	December 31,	
	2024	2023
Amount due related to purchases of chlorine gas	6	1

As Tronox delivers MGT product to ATTM, amounts are recorded within "Net sales" on the Consolidated Statement of Operations, as shown below:

	December 31,		
	2024	2023	2022
MGT sales made to ATTM as product is delivered	52	47	29

Amounts related to MGT deliveries that are outstanding at period end are recorded in "Prepaid and other assets" on the Consolidated Balance Sheet, as shown below:

	December 31,	
	2024	2023
Due from ATTM for MGT deliveries	14	9

On February 11, 2025, we entered into a Settlement Deed with AMIC, Cristal and ATTM (collectively, the "AMIC Parties"), pursuant to which we resolved certain outstanding matters related to Tronox and the AMIC Parties' performance of their respective obligations under the MGT Purchase Agreement and the ARTSA. Specifically, Cristal agreed to pay us approximately \$ 2 million in cash in exchange for a mutual release of all claims arising prior to December 31, 2024 under the MGT Purchase Agreement and the ARTSA relating to, among other things, certain amounts related to MGT deliveries that were outstanding as of December 31, 2024. As part of the settlement, we also agreed to increase the MGT loan amount by approximately \$ 300,000 and issue a credit note for ATTM's benefit of approximately \$ 500,000 .

23. Segment Information

TABLE OF CONTENTS

We operate our business under one operating segment, Tronox, which is also our reportable segment. The Tronox segment produces feedstock materials that can be processed into TiO₂ for pigment, high purity titanium chemicals, including titanium tetrachloride, and ultrafine TiO₂ used in certain specialty applications. Tronox derives revenue across the world and it manages the business activities on a consolidated basis. We account for a contract with our customer when it has approval and commitment from both parties, the rights of the parties are identified, payment terms are identified, the contract has commercial substance, and collectability of consideration is probable.

The accounting policies of Tronox are the same as those described in the significant accounting policies in Note 2.

The Company's chief operating decision maker ("CODM"), who is the CEO, reviews financial information presented at the consolidated level and decides how to allocate resources based on financial metrics, including net income. In addition to these financial metrics, the CODM also reviews monthly production figures along with future global sales demand forecasts to make decisions about ongoing production levels and how to allocate resources. The measure of segment assets is reported on the balance sheet as total consolidated assets. The CODM uses such financial metrics, including net income, to evaluate income generated from segment assets (return on assets) in deciding whether to reinvest profits into the segment or into other parts of the organization, such as working capital needs, mandatory and discretionary capital expenditures, servicing our interest and debt repayment obligations, cash taxes, and making pension contributions.

Net income, other financial metrics, production costs and sales forecasts are used to monitor budget versus actual results. The CODM also uses these financial metrics as a percentage of sales in competitive analysis by benchmarking to Tronox's competitors. The competitive analysis along with the monitoring of budgeted versus actual results are used in assessing performance of the segment and in establishing management's compensation. The reported segment revenue, segment profit or loss and significant segment expenses are the same as the consolidated results disclosed on the consolidated statement of operations, except as noted below. As noted above, the CODM also determines how to allocate resources through his review of monthly production / manufacturing costs. Significant segment expenses, other than those disclosed on the Consolidated Statements of Operations, are as follows:

	Year Ended December 31,		
	2024	2023	2022
Net Sales	\$ 3,074	\$ 2,850	\$ 3,454
Idle facility and lower of cost or net realizable value charges (a)	117	159	90
Other cost of goods (b)	2,442	2,229	2,532
Gross Profit	\$ 515	\$ 462	\$ 832

(a) Represents expenses during the period related to idle facility charges associated with production levels as well as charges related to reducing inventory to net realizable value when lower than production cost.

(b) Represents all other productions related costs associated with cost of goods sold during the respective periods including salaries, ore costs, electricity, process chemicals, maintenance and other.

We disaggregate revenue from contracts with customers by product type and geographic area as well as sales based on country of production. We believe this level of disaggregation appropriately depicts how the nature, amount, timing and uncertainty of our revenue and cash flows are affected by economic factors and reflects how our business is managed.

During 2024, 2023 and 2022 our ten largest third-party customers represented 37 %, 39 %, and 30 %, respectively, of our consolidated net sales. During 2024, 2023, and 2022, no single customer accounted for 10 % of our consolidated net sales.

[TABLE OF CONTENTS](#)

Net sales to external customers based on country of production, were as follows:

	Year Ended December 31,		
	2024	2023	2022
U.S. operations	\$ 763	\$ 686	\$ 733
International operations:			
United Kingdom	307	267	331
Australia	704	659	822
South Africa	419	398	484
Saudi Arabia	349	318	419
Other - international	532	522	665
Total net sales	<u>\$ 3,074</u>	<u>\$ 2,850</u>	<u>\$ 3,454</u>

See Note 3 for further information on revenues.

There is no difference between the total consolidated assets and our segment assets. Property, plant and equipment, net, mineral leaseholds, net, and lease right of use assets, net by geographic region, were as follows:

	December 31,	
	2024	2023
U.S. operations	\$ 294	\$ 299
International operations:		
United Kingdom	107	103
Saudi Arabia	210	222
South Africa	818	701
Australia	1,004	1,048
Other - international	250	248
Total	<u>\$ 2,683</u>	<u>\$ 2,621</u>

Item 9. Changes in and Disagreements with Accountants on Accounting and Financial Disclosure

None.

Item 9A. Controls and Procedures

Evaluation of Disclosure Controls and Procedures

Under the supervision of and with the participation of Tronox's management, including our CEO and CFO, we evaluated the effectiveness of the design and operation of our disclosure controls and procedures (as such term is defined in Rules 13a-15(e) and 15d-15(e) under the Securities Exchange Act of 1934, as amended) (the "Exchange Act"), as of December 31, 2024, the end of the period covered by this report. Based on that evaluation, our CEO and CFO have concluded that the Company's disclosure controls and procedures were effective as of that date. Tronox's disclosure controls and procedures are designed to ensure that information required to be disclosed by Tronox in the reports that it files or submits under the Exchange Act is recorded, processed, summarized and reported, within the time periods specified in the Commission's rules and forms, and that such information is accumulated and communicated to Tronox's management, including Tronox's CEO and CFO, or other person performing similar functions, as appropriate to allow timely decisions regarding required disclosure.

Management's Report on Internal Control Over Financial Reporting

Management of Tronox Holdings plc and its subsidiaries is responsible for establishing and maintaining adequate internal control over financial reporting. Internal controls over financial reporting is a process designed under the supervision of our interim principal co-executive officers and principal financial officer to provide reasonable assurance regarding the reliability of financial reporting and the preparation of the Company's financial statements for external purposes in accordance with U.S. generally accepted accounting principles.

Our internal controls over financial reporting include those policies and procedures that:

- pertain to the maintenance of records that, in reasonable detail, accurately and fairly reflect the transactions and dispositions of the assets of the Company;
- provide reasonable assurance that transactions are recorded as necessary to permit preparation of financial statements in accordance with U.S. generally accepted accounting principles, and that our receipts and expenditures are being made only in accordance with authorizations of the Company's management and directors; and
- provide reasonable assurance regarding prevention or timely detection of unauthorized acquisition, use or disposition of our assets that could have a material effect on the financial statements.

Management assessed the effectiveness of our internal controls over financial reporting as of December 31, 2024. In making this assessment, management used the criteria in *Internal Control-Integrated Framework* (2013) set forth by the Committee of Sponsoring Organizations of the Treadway Commission (COSO). Based on our assessment using those criteria, management concluded that our internal control over financial reporting as of December 31, 2024 was effective.

Because of its inherent limitations, internal controls over financial reporting may not prevent or detect misstatements. Projections of any evaluation of effectiveness to future periods are subject to the risk that controls may become inadequate because of changes in conditions, or that the degree of compliance with the policies or procedures may deteriorate.

The effectiveness of the Company's internal control over financial reporting as of December 31, 2024 has been audited by PricewaterhouseCoopers LLP, an independent registered public accounting firm, as stated in their report, which appears in Item 8 of this Form 10-K.

Changes in Internal Control Over Financial Reporting

We are currently undergoing a multi-year IT-enabled transformation program that includes increased automation of both operational and financial systems, including the global enterprise risk management program, through new and upgraded systems, technology and processes. As part of such transformation program, during the third quarter of 2024, we implemented upgrades to our financial systems and platforms in certain regions. The full implementation is expected to occur in phases over a number of years. As the phased implementation of this system occurs, we expect certain changes to our processes and procedures which, in turn, will result in changes to our internal control over financial reporting.

While we expect this transformation program to strengthen our internal financial controls, management will continue to evaluate and monitor our internal controls as processes and procedures in each of the affected areas evolve.

Other than as discussed above, there have been no changes to our internal control over financial reporting during the quarter ended December 31, 2024 that have materially affected, or are reasonably likely to materially affect, our internal control over financial reporting.

Item 9B. Other Information

During the three months ended December 31, 2024, none of our directors or officers (as defined in Rule 16a-1(f) under the Exchange Act) had any contact, instruction or written plan for the purchase or sale of our securities that was intended to satisfy the affirmative defense conditions of Rule 10b5-1 (c) under the Exchange Act for any " non-Rule 10b5-1 trading arrangement" as defined in Item 408(c) of Regulation S-K.

Item 9C. Disclosure Regarding Foreign Jurisdictions that Prevent Inspections

Not applicable.

PART III

Item 10. Directors, Executive Officers and Corporate Governance

Information about our executive officers as of February 19, 2025:

NAME	POSITION
John D. Romano	Chief Executive Officer
D. John Srivisal	Senior Vice President, Chief Financial Officer
Jeff Engle	Senior Vice President, Commercial and Strategy
Jeffrey Neuman	Senior Vice President, General Counsel and Secretary
Amy Webb	Chief Human Resources Officer
Emad AlJunaidi	Senior Vice President, Integrated Supply Chain and Digital Transformation
Jennifer Guenther	Vice President, Chief Sustainability Officer and Head of Investor Relations and External Affairs
Jonathan P. Flood	Vice President, Controller and Principal Accounting Officer

Information about members of our Board of Directors as of February 19, 2025:

NAME	CURRENT OCCUPATION
Ilan Kaufthal	Chairman of the Board, Tronox Holdings plc; Eastwind Advisors
Mutlaq Al-Morished	Former CEO, TASNEE
Peter B. Johnston	Former Interim CEO, Tronox Limited; Former Global Head of Nickel Assets, Glencore
Ginger M. Jones	Former Senior Vice President and CFO, Cooper Tire & Rubber Company
Stephen Jones	Former President and CEO, Covanta Holding Corporation
Moazzam Khan	Managing Director, Cristal International Holdings BV
Sipho Nkosi	Former CEO, Exxaro Resources Limited
Lucrece Foufopolous-De Ridder	Former Executive Vice President, Borealis
John Romano	Chief Executive Officer, Tronox
Jean-Francois Turgeon	Former Co-Chief Executive Officer, Tronox

Other information regarding our executive officers, members of the Board of Directors, including its audit committee and audit committee financial experts, as well as information regarding our Code of Ethics and Business Conduct that applies to our Chief Executive Officer and senior financial officers, will be presented in Tronox Holding plc's definitive proxy statement for its 2025 annual general meeting of shareholders, which will be filed no later than 120 days after the end of the fiscal year covered by this Annual Report on Form 10-K, under the headings "Proposal 1 - Election of Directors", "Compensation Discussion and Analysis - Overview" and "Code of Ethics and Business Conduct" and is incorporated herein by reference.

Item 11. Executive Compensation

Information regarding executive officer and director compensation will be presented in Tronox Holdings plc's definitive proxy statement for its 2025 annual general meeting of shareholders, filed no later than 120 days after the end of the fiscal year covered by this Annual Report on Form 10-K, under the headings "Human Resources and Compensation Committee Interlocks and Insider Participation", "2024 Non-Employee Director Compensation" and "Compensation Discussion and Analysis" and is incorporated herein by reference, except as to information required pursuant to Item 402(v) of Regulation S-K relating to pay versus performance.

Item 12. Security Ownership of Certain Beneficial Owners and Management and Related Shareholder Matters

Information regarding security ownership of certain beneficial owners and management and related shareholder matters will be presented in Tronox Holdings plc's definitive proxy statement for its 2025 annual general meeting of shareholders, filed no later than 120 days after the end of the fiscal year covered by this Annual Report on Form 10-K, under the heading "Security Ownership of Certain Beneficial Owners" and is incorporated herein by reference.

Equity Compensation Plan Information

The following table provides information as of December 31, 2024 regarding securities issued under the Tronox Holdings plc Amended and Restated Management Equity Incentive Plan (the "Tronox Holdings plc MEIP").

	Number of securities to be issued upon exercise of outstanding restricted share units and options	Weighted-average exercise price of outstanding options ⁽¹⁾	Number of securities remaining available for future issuance under equity compensation plans (excluding securities reflected in the second column) ⁽²⁾
Equity compensation plans approved by security holders	3,468,774	\$ —	6,787,966
Equity compensation plans not approved by security holders	—	—	—
Total	3,468,774	\$ —	6,787,966

(1) Because there is no exercise price for restricted share units, such awards are not included in the weighted-average exercise price.

(2) Each restricted share unit awarded under the Tronox Holdings plc MEIP was granted at no cost to the persons receiving them and represents the contingent right to receive the equivalent number of ordinary shares.

Item 13. Certain Relationships and Related Transactions, and Director Independence.

Information regarding certain relationships and related transactions and director independence will be presented in Tronox Holdings plc's definitive proxy statement for its 2025 annual general meeting of shareholders, filed no later than 120 days after the end of the fiscal year covered by this Annual Report on Form 10-K, under the heading "Certain Relationships and Related Transactions" and is incorporated herein by reference.

Item 14. Principal Accounting Fees and Services.

Information regarding principal accounting fees and services will be presented in Tronox Holdings plc's definitive proxy statement for its 2025 annual general meeting of shareholders, filed no later than 120 days after the end of the fiscal year covered by this Annual Report on Form 10-K, under the heading "Fees Paid to Independent Registered Public Accounting Firm" and is incorporated herein by reference.

PART IV

Item 15. Exhibits, Financial Statement Schedules.

(a) The following documents are filed as part of this Annual Report on Form 10-K:

1. Consolidated Financial Statements

Reference is made to the Index to Consolidated Financial Statements and Consolidated Financial Statement Schedules appearing at “Item 8. Financial Statements and Supplementary Data” in this report.

2. Consolidated Financial Statement Schedules

All financial statement schedules are omitted as they are inapplicable, or the required information has been included in the consolidated financial statements or notes thereto.

3. Exhibits

(b) The exhibits listed in the following table have been filed with, or incorporated by reference into, this Annual Report on Form 10-K.

2.1	Transaction Agreement, dated as of February 21, 2017, by and between Cristal, Tronox Limited and Cristal Inorganic Chemicals Netherlands Coöperatief W.A. (incorporated by reference to Exhibit 2.1 of the Current Report on Form 8-K filed on February 21, 2017).
2.2	Amendment No. 1 to Transaction Agreement, dated as of March 1, 2018, by and among The National Titanium Dioxide Company Limited, Tronox Limited and Cristal Inorganic Chemicals Netherlands Coöperatief W.A. (incorporated by reference to Exhibit 2.1 of the Current Report on Form 8-K filed on March 1, 2018).
2.3	Amendment No. 2 to Transaction Agreement dated March 28, 2019, by and among The National Titanium Dioxide Company Limited, Tronox Limited, and, solely for certain purposes, Cristal Inorganic Chemicals Netherlands Coöperatief W.A. (incorporated by reference to Exhibit 2.1 of the Current Report on Form 8-K filed on April 2, 2019).
3.1	Articles of Association of Tronox Holdings plc (incorporated by reference to Exhibit 3.1 of the Current Report on Form 8-K filed on March 27, 2019).
4.1	Specimen ordinary share certificate of Tronox Holdings plc (incorporated by reference to Exhibit 4.1 of the Current Report on Form 8-K filed on March 27, 2019).
4.2	Shareholders Agreement, dated April 10, 2019, by and between Tronox Holdings plc, Cristal Inorganic Chemicals Netherlands Coöperatief W.A., The National Titanium Dioxide Company Limited, Gulf Investment Corporation and Dr. Talal Al-Shair (incorporated by reference to Exhibit 4.1 of the Current Report on Form 8-K filed on April 11, 2019).
4.3	Description of Securities of the Registrant (filed herewith).
4.4	Indenture, dated as of March 15, 2021, among Tronox Incorporated, Tronox Holdings plc and the guarantors named therein and Wilmington Trust, National Association, as trustee (incorporated by reference to Exhibit 4.1 of the Current Report on Form 8-K filed on March 15, 2021).
4.5	Form of 4.625 % Senior Notes due 2029 (incorporated by reference to Exhibit 4.1 of the Current Report on Form 8-K filed on March 15, 2021).
10.1*	Tronox Holdings plc Amended and Restated Management Equity Incentive Plan (filed herewith).
10.2*	Tronox Holdings plc Amended and Restated Annual Bonus Incentive Plan (incorporated by reference to Exhibit 10.3 of the Current Report on Form 8-K filed on March 27, 2019).
10.3*	General form of executive officer Time-Based Restricted Share Unit Agreement (incorporated by reference to Exhibit 10.4 of the Annual Report on Form 10-K filed on February 22, 2022).
10.4*	General form of executive officer TSR Performance-Based Restricted Share Unit Agreement (incorporated by reference to Exhibit 10.5 of the Annual Report on Form 10-K filed on February 22, 2022).
10.5*	General form of executive officer ROIC Performance-Based Restricted Share Unit Agreement (incorporated by reference to Exhibit 10.6 of the Annual Report on Form 10-K filed on February 22, 2022).
10.6*	General form of Director Grant Restricted Share Unit Agreement (incorporated by reference to Exhibit 10.3 to the Quarterly Report on Form 10-Q filed on May 4, 2017).
10.7	Form of Director Deed of Indemnification (incorporated by reference to Exhibit 10.4 of the Current Report on Form 8-K filed on March 27, 2019).
10.8	Agreement for the Provision of Depositary Services and Custody Services, dated as of April 10, 2019, in respect of Tronox Holdings plc Depositary Receipts among Computershare Trust Company, N.A., Tronox Holdings plc, Cristal Inorganic Chemicals Netherlands Coöperatief W.A. and all other holders from time to time of depositary receipts issued in accordance herewith (incorporated by reference to Exhibit 10.1 of the Current Report on Form 8-K filed on April 15, 2019).

TABLE OF CONTENTS

10.9	Amended and Restated First Lien Credit Agreement dated as of March 1, 2021 (as amended by that certain Amendment No. 1 to Amended and Restated First Lien Credit Agreement, dated as of April 4, 2022, that certain Amendment No. 2 to Amended and Restated First Lien Credit Agreement, dated as of May 19, 2023, Amendment No. 3 to Amended and Restated First Lien Credit Agreement, dated as of August 16, 2023, Amendment No. 4 to Amended and Restated First Lien Credit Agreement, dated as of May 1, 2024, Amendment No. 5 to Amended and Restated First Lien Credit Agreement dated as of August 15, 2024, Amendment No. 6 to Amended and Restated First Lien Credit Agreement dated as of September 30, 204 and Amendment No. 7 to Amended and Restated First Lien Credit Agreement, dated as of December 18, 2024) by and among Tronox Holdings plc, Tronox Finance LLC, certain of Holding plc's subsidiaries, as Subsidiary Loan Parties (as defined therein), the lenders party thereto from time to time and HSBC Bank USA, National Association, as administrative agent and collateral agent (incorporated by reference to Exhibit 10.1 of the Current Report on Form 8-K filed on December 18, 2024).
10.10*	Offer letter dated March 15, 2023 by and between Tronox Holdings plc and D. John Srivisal (incorporated by reference to Exhibit 10.1 of the Current Report on Form 8-K/A filed on March 16, 2023).
10.11*	Employment Agreement dated as of February 28, 2024 by and between the Company and Mr. John D. Romano (incorporated by reference to Exhibit 10.1 of the Current Report on Form 8-K/A filed on March 1, 2024).
10.12*	Employment Agreement dated as of March 18, 2021 by and between the Company and Mr. Jean-Francois Turgeon (incorporated by reference to Exhibit 10.3 of the Current Report on Form 8-K filed on March 18, 2021).
10.13*	Deed of Separation and Release by and among Mr. Russell Austin and Tronox Management Pty Limited dated as of July 30, 2024 (incorporated by reference to Exhibit 10.1 of the Quarterly Report on Form 10-Q filed on August 2, 2024).
14.1	Tronox Code of Ethics and Business Conduct, effective March 27, 2019 (incorporated by reference to Exhibit 14.1 of the Annual Report on Form 10-K filed on March 16, 2020).
19.0	Tronox Holdings plc Insider Trading Policy (filed herewith).
21.1	Subsidiaries of Tronox Holdings plc. (filed herewith)
23.1	Consent of PricewaterhouseCoopers LLP, Independent Registered Public Accounting Firm for Tronox Holdings plc. (furnished herewith)
24.0	Power of Attorney (filed herewith)
31.1	Rule 13a-14(a) Certification of John Romano. (furnished herewith)
31.2	Rule 13a-14(a) Certification of D. John Srivisal. (furnished herewith)
32.1	Section 1350 Certification for John Romano. (furnished herewith)
32.2	Section 1350 Certification for D. John Srivisal. (furnished herewith)
96.1	Amended and Restated Technical Report Summary on the Cooljarloo Australia operations (incorporated by reference to Exhibit 96.1 of the Annual Report on Form 10-K filed on February 21, 2024).
96.2	Amended and Restated Technical Report Summary on the Atlas and Campaspe Australia operations (incorporated by reference to Exhibit 96.2 of the Annual Report on Form 10-K filed on February 21, 2024).
96.3	Amended and Restated Technical Report Summary on the Namakwa Sands South Africa operations (incorporated by reference to Exhibit 96.3 of the Annual Report on Form 10-K filed on February 21, 2024).
96.4	Amended and Restated Technical Report Summary on the KZN Mineral Sands South Africa operations (incorporated by reference to Exhibit 96.4 of the Annual Report on Form 10-K filed on February 21, 2024).
97.1	Tronox Holdings plc Dodd-Frank Clawback Policy (incorporated by reference to Exhibit 97.1 of the Annual Report on Form 10-K filed on February 21, 2024)
101.INS	Inline XBRL Instance Document (filed herewith)
101.SCH	Inline XBRL Taxonomy Extension Schema Document (filed herewith)
101.CAL	Inline XBRL Taxonomy Extension Calculation Linkbase Document (filed herewith)
101.LAB	Inline XBRL Taxonomy Extension Label Linkbase Document (filed herewith)
101.DEF	Inline XBRL Taxonomy Extension Definition Linkbase Document (filed herewith)
101.PRE	Inline XBRL Taxonomy Extension Presentation Linkbase Document (filed herewith)
104	The cover page from the Company's Annual Report on Form 10-K for the year ended December 31, 2024, which has been formatted in Inline XBRL, and included with Exhibit 101.

* Indicates management contract or compensatory plan or arrangement.

Item 16. Form 10-K Summary.

None.

SIGNATURES

Pursuant to the requirements of Section 13 or 15(d) of the Securities Exchange Act of 1934, the registrant has duly caused this report to be signed on its behalf by the undersigned, thereunto duly authorized, on this 19th day of February 2025.

TRONOX HOLDINGS PLC
(Registrant)

By:	<u>/s/ Jonathan P. Flood</u>
Name:	Jonathan P. Flood
Title:	Vice President, Controller and Principal Accounting Officer

[TABLE OF CONTENTS](#)

Pursuant to the requirements of the Securities Exchange Act of 1934, this report has been signed by the following persons on behalf of the registrant and in the capacities and on the dates indicated.

Signature	Title	Date
<u>/s/ John Romano</u> John Romano	Chief Executive Officer, Director (Principal Executive Officer)	February 19, 2025
<u>/s/ D. John Srivisal</u> D. John Srivisal	Senior Vice President and Chief Financial Officer (Principal Financial Officer)	February 19, 2025
<u>/s/ Jonathan P. Flood</u> Jonathan P. Flood	Vice President and Controller (Principal Accounting Officer)	February 19, 2025
<u>*</u> Ilan Kaufthal	Chairman of the Board of Directors	February 19, 2025
<u>*</u> Mutlaq Al-Morished	Director	February 19, 2025
<u>*</u> Stephen Jones	Director	February 19, 2025
<u>*</u> Moazzam Khan	Director	February 19, 2025
<u>*</u> Peter B. Johnston	Director	February 19, 2025
<u>*</u> Sipho Nkosi	Director	February 19, 2025
<u>*</u> Ginger M. Jones	Director	February 19, 2025
<u>*</u> Jean-Francois Turgeon	Director	February 19, 2025
<u>*</u> Lucrece Foufopolous-De Ridder	Director	February 19, 2025
<u>*By: /s/ Jeffrey Neuman</u> Jeffrey Neuman, Attorney-in-fact	Senior Vice President, General Counsel and Secretary	February 19, 2025

**DESCRIPTION OF THE REGISTRANT'S SECURITIES
REGISTERED PURSUANT TO SECTION 12 OF THE
SECURITIES EXCHANGE ACT OF 1934**

As of December 31, 2024, Tronox Holdings plc ("Tronox Holdings" or the "Company") had one class of securities registered under Section 12 of the Securities Exchange Act of 1934, as amended (the "Exchange Act"): our ordinary shares.

Description of Ordinary Shares

The following description of our ordinary shares, nominal value US\$0.01 per share, is a summary and does not purport to be complete. It is subject to and qualified in its entirety by reference to the applicable laws of England and Wales, the applicable provisions of the UK Companies Act 2006 (the "UK Companies Act") and our Articles of Association (the "Articles of Association"), which is incorporated by reference as an exhibit to the Annual Report on Form 10-K of which this Exhibit 4.3 is a part. We encourage you to read our Articles of Association and the applicable provisions of the UK Companies Act for additional information.

General

As of the date of this filing, we are authorized to issue up to 500 million of our ordinary shares. Computershare Trust Company, N.A. is the transfer agent and registrar for our ordinary shares, which are listed on the New York Stock Exchange under the symbol "TROX."

Dividends and Distributions

Subject to the UK Companies Act, shareholders may declare dividends by ordinary resolution (but no dividend shall exceed any dividend recommended by the Board). The Board may also pay dividends to shareholders in accordance with their respective rights and interests in the Company. Dividends may be paid only out of "distributable reserves," defined as "accumulated, realized profits, so far as not previously utilized by distribution or capitalization, less accumulated, realized losses, so far as not previously written off in a reduction or reorganization of capital." The Company is not permitted to pay dividends out of share capital, which includes share premiums. Realized reserves are determined by reference to qualifying accounts of the Company meeting certain prescribed contents requirements and in accordance with generally accepted accounting principles. The Company will not be permitted to make a distribution if, at the time, the amount of its net assets is less than the aggregate of its issued and paid-up share capital and undistributable reserves or to the extent that the distribution will reduce the net assets below such amount.

There are no fixed dates on which entitlement to dividends arise on any of the ordinary shares.

A general meeting declaring a dividend may, upon the recommendation of the Board, by ordinary resolution direct that it be satisfied wholly or partly by the distribution of assets, including shares or securities in any company. The Articles of Association also permit a scrip dividend scheme under which the Board may allot to holders of ordinary shares who have elected to receive them, further ordinary shares, credited as fully paid, instead of cash in respect of all or part of a dividend. Unclaimed dividends and other amounts payable by the Company can be invested or otherwise used by the Board for the benefit of the Company until they are claimed or disposed of in accordance with any applicable law relating to unclaimed monies.

Conversion, Redemption and Residency

There are no conversion rights or redemption provisions relating to the ordinary shares. Under the laws of England and Wales, persons who are neither residents nor nationals of the UK may freely hold, vote and transfer the ordinary shares in the same manner and under the same terms as UK residents or nationals.

Voting Rights

The Articles of Association provide that, for so long as any shares are held by a Depositary (as defined in the Articles of Association), a resolution put to the vote at a general meeting shall be decided on a poll. Subject to the UK Companies Act and to any rights or restrictions as to voting attached to any class of shares, every shareholder present and entitled to vote on the resolution has one vote for every ordinary share of which he, she or it is the holder. In the case of joint holders of an ordinary share, the vote of the senior holder (determined by the order of the joint holders' names on the register) who votes (or any proxy duly appointed by the senior holder) shall be accepted to the exclusion of the votes of the other joint holders.

Amendment to the Articles of Association

Under the laws of England and Wales, and subject to a quorum being present, the shareholders may amend the articles of association of the Company by special resolution (i.e., a resolution approved by the holders of at least 75% of the aggregate voting power of the outstanding ordinary shares that, being entitled to vote, vote on the resolution) at a general meeting. The full text of the special resolution must be included in the notice of the meeting.

Winding Up

In the event of a voluntary winding up of the Company, the liquidator may, with the sanction of a special resolution of the Company and any other sanction required by law, divide among the shareholders the whole or any

part of the assets of the Company and vest the whole or any part of the assets in trustees upon such trusts for the benefit of the members as the liquidator, with the like sanction, will determine. Upon any such winding up, after payment or provision for payment of the Company's debts and liabilities, the holders of ordinary shares (and any other shares in issue at the relevant time which rank equally with such shares) will share equally, on a share for share basis, in the Company's assets remaining for distribution to the holders of ordinary shares.

Pre-emptive Rights and New Issues of ordinary shares

Under the laws of England and Wales, the Board is, with certain exceptions, unable to allot and issue securities without being authorized by the shareholders in a general meeting. In addition, the laws of England and Wales require that any issuance of equity securities that are to be paid for wholly in cash must be offered first to the existing holders of equity securities in proportion to the respective nominal amounts (i.e., par values) of their holdings on the same or more favorable terms, unless a special resolution (i.e., a resolution approved by the holders of at least 75% of the aggregate voting power of the outstanding ordinary shares that, being entitled to vote, vote on the resolution) excluding this requirement has been passed in a general meeting of shareholders (which authority can be for a maximum of five years, after which a further shareholder approval would be required to renew the exclusion). In this context, equity securities generally means shares other than shares which, with respect to dividends or capital, carry a right to participate only up to a specified amount in a distribution, which, in relation to the Company, will include the ordinary shares and all rights to subscribe for or convert securities into such shares.

The directors of the Company have been authorized by way of a shareholder resolution passed at a general meeting of the Company held on May 8, 2024, for a period from May 8, 2024 through the end of the Company's next annual general meeting or, if earlier, the close of business on the date that is fifteen (15) months after May 8, 2024, to allot shares in the Company, or to grant rights to subscribe for or to convert or exchange any security into shares in the Company, up to an aggregate nominal amount (i.e., par value) of US\$308,993 and pre-emption rights in respect of such allotments have also been excluded.

The laws of England and Wales also prohibit an English company from issuing shares at a discount to nominal amount (i.e., par value) or for no consideration. If the shares are issued upon the lapse of restrictions or the vesting of any restricted stock award or any other share-based grant underlying any ordinary shares, the nominal amount (i.e., par value) of the shares must be paid up in accordance with the laws of England and Wales.

Shareholder Rights Plan

Under the Articles of Association, a shareholder rights plan may be established to prevent an "ownership change" for the purpose of section 382 of the US Internal Revenue Code of 1986, as amended ("section 382"). The purpose of any rights plan will be to preserve the Company's ability to utilize its net operating loss carry forwards and other tax attributes, which would be substantially limited if the Company experienced an "ownership change" as

defined under section 382. In general, an ownership change would occur under section 382 if the shareholders who are treated as owning 5% or more of ordinary shares for the purposes of section 382 collectively increased their aggregate ownership in ordinary shares by more than 50% over a rolling three-year period.

Effective from the date that a rights plan is introduced, the Board will grant subscription rights to holders of ordinary shares to acquire ordinary shares (or shares of any class as specified in the rights plan) such that, if any person or group acquires 4.5% or more of the ordinary shares, or if a person or group that owns 4.5% or more of ordinary shares acquires additional ordinary shares representing 0.5% or more of the issued ordinary shares, then, subject to certain exceptions, there would be a triggering event under the rights plan. The rights would then separate from the ordinary shares and would be adjusted to become exercisable so that ordinary shares (or shares of any class as specified in the rights plan) could be acquired by all holders of ordinary shares (other than the person or group that caused the trigger event). The shares to be acquired would have a market value equal to twice the exercise price, resulting in significant dilution in the ownership interest of the person or group that caused the trigger event.

If a rights plan is established, the Board will have the discretion to exempt any acquisition of ordinary shares from the provisions of the rights plan if it determines that doing so would not jeopardize or endanger the Company's use of its net operating losses. The Board will also have the ability to terminate any rights plan prior to a triggering event, including, but not limited to, in connection with a transaction.

Rights issued under a rights plan are expected to expire five years after the date on which any rights plan is established.

Disclosure of Interests in Shares

The laws of England and Wales give the Company the power to serve a notice requiring any person whom it knows has, or whom it has reasonable cause to believe has, or within the previous three years has had, any ownership interest in any ordinary shares to disclose specified information regarding those shares. Failure to provide the information requested within the prescribed period (or knowingly or recklessly providing false information) after the date the notice is sent can result in criminal or civil sanctions being imposed against the person in default.

Under the Articles of Association, if any shareholder, or any other person appearing to be interested in ordinary shares held by such shareholder, fails to give the Company the information required by the notice, the Board may withdraw voting and certain other rights, and place restrictions on the rights to receive dividends and to transfer such ordinary shares.

Alteration of Share Capital; Repurchase of ordinary shares

Subject to the provisions of the UK Companies Act, and without prejudice to any relevant special rights attached to any class of shares, the Company may, from time to time:

- increase its share capital by allotting and issuing new shares in accordance with the Articles of Association and any relevant shareholder resolution;
- consolidate all or any of its share capital into shares of a larger nominal amount (i.e., par value) than the existing shares; or
- redenominate its share capital or any class of share capital.

The laws of England and Wales prohibit the Company from purchasing its own shares unless such purchase has been approved by its shareholders. Shareholders may approve two different types of such share purchases: "on-market" purchases or "off-market" purchases. "On-market" purchases may be made only on a "recognised investment exchange," which does not include the NYSE, which is the only exchange on which the Company's Shares are traded. In order to purchase its own shares, the Company must therefore obtain shareholder approval for "off-market" purchases. This requires that the Company's shareholders pass an ordinary resolution approving the terms of the contract pursuant to which any purchase is to be made. Such approval may be for a specific purchase or constitute a general authority lasting for up to five years after the date of the resolution, and renewal of such approval for additional five-year terms may be sought more frequently. However, shares may be repurchased only out of distributable reserves or, subject to certain exceptions, the proceeds of a fresh issue of shares made for that purpose. At a general meeting of the Company held on May 8, 2024, shareholder resolutions were passed authorizing the Company to repurchase ordinary shares for a period from May 8, 2024 through the end of the Company's next annual general meeting or, if earlier, the close of business on the date that is fifteen (15) months after May 8, 2024 through (i) an approved form of share repurchase contract, or (ii) an approved form of share repurchase plan established in accordance with Rule 10b5-1 under the Exchange Act.

Transfer of ordinary shares

The Articles of Association allow holders of ordinary shares to transfer all or any of their ordinary shares in the case of ordinary shares held in certificated form by instrument of transfer in writing in any usual form or in any other form which is permitted by the UK Companies Act and is approved by the Board. The instrument of transfer must be executed by or on behalf of the transferor and (in the case of a transfer of a share which is not fully paid) by or on behalf of the transferee.

The Board may, in its absolute discretion, refuse to register a transfer of a certificated ordinary share to any person if it is not fully paid or is an ordinary share on which the Company has a lien. The Board may also refuse to

register the transfer of a share in certain other limited circumstances, including if the transfer is not in favor of four or fewer transferees or it is in favor of a minor, bankrupt or person of mental ill health. If the Board refuses to register the transfer of a share, the instrument of transfer must be returned to the transferee within two months after the date on which the transfer was lodged with the Company with the notice of refusal and reasons for the refusal.

The Company's share register is maintained by its transfer agent, Computershare Trust Company, N.A. Registration in this share register is determinative of share ownership. A shareholder who holds ordinary shares through the DTC clearance system is not the holder of record of such shares. Instead, the depositary (for example, Cede & Co., as nominee for DTC) or other nominee is the holder of record of such shares. Accordingly, a transfer of shares from a person who holds such shares through the DTC clearance system to a person who also holds such shares through the DTC clearance system will not be registered in the Company's official share register, as the depositary or other nominee will remain the record holder of such shares.

Anti-Takeover Provisions

The UK City Code on Takeovers and Mergers (the "Takeover Code") applies, among other things, to an offer for a public company whose registered office is in the UK (or the Channel Islands or the Isle of Man) and whose securities are not admitted to trading on a regulated market in the UK (or on any stock exchange in the Channel Islands or the Isle of Man) if the company is considered by the UK Panel on Takeovers and Mergers (the "Takeover Panel"), the regulatory body which issues and administers the Takeover Code, to have its place of central management and control in the UK (or the Channel Islands or the Isle of Man). This is known as the "residency test". Under the Takeover Code, the Takeover Panel will determine whether the Company has its place of central management and control in the UK by looking at various factors, including the structure of the Board, the functions of the directors and where they are resident.

If, at the time of a takeover offer, the Takeover Panel determines that the Company has its place of central management and control in the UK, the Company would be subject to a number of rules and restrictions, including but not limited to the following: (i) the ability of the Company to enter into deal protection arrangements with a bidder would be extremely limited; (ii) the Company might not, without the approval of its shareholders, be able to perform certain actions that could have the effect of frustrating an offer, such as issuing shares or carrying out acquisitions or disposals; and (iii) the Company would be obliged to provide equality of information to all bona fide competing bidders.

It is intended that all of the Company's directors will reside outside of the UK, the Channel Islands and the Isle of Man. Accordingly, for the purposes of the Takeover Code, the Company is expected to be considered to have its place of central management and control outside the UK, the Channel Islands or the Isle of Man. Therefore, the

Takeover Code is not expected to apply to the Company. It is possible that in the future circumstances could change that may cause the Takeover Code to apply to the Company.

Although the Company is not expected to be subject to the Takeover Code, the Articles of Association incorporate the protections of mandatory offer provisions substantially similar to the Takeover Code. Except with the prior consent of the Board or the prior approval of independent shareholders, a shareholder, together with persons acting in concert with it, would be at risk of certain sanctions including disenfranchisement (as regards voting and entitlement to dividends) if they acquired an interest in ordinary shares carrying 30% or more of the voting rights of the Company without making an offer for all of the other issued ordinary shares in cash or accompanied by a cash alternative. These provisions could have the effect of discouraging the acquisition and holding of interests of 30% or more of the voting rights and encouraging those shareholders who may be acting in concert with respect to the acquisition of shares to consult with the Board before effecting any additional purchases.

The mandatory offer provisions in the Articles of Association only apply while the Takeover Code does not apply to the Company.

TRONOX HOLDINGS PLC
AMENDED AND RESTATED MANAGEMENT EQUITY INCENTIVE PLAN

ARTICLE I
PURPOSE

1.1 Establishment. Tronox Holdings plc (the successor to Tronox Limited), a public limited company incorporated under the laws of England and Wales (the "Company"), established an equity incentive plan known as the "Tronox Limited Management Equity Incentive Plan, as amended (the "Original Plan"). The Original Plan was amended and restated by the Company's Board effective March 27, 2019 (the "Effective Date") and became known as the "Tronox Holdings plc Amended and Restated Management Equity Incentive Plan" (the "Plan").

1.2 Purpose of the Plan. The Plan is intended to further the growth and profitability of the Company by increasing incentives and encouraging Share ownership on the part of the Employees, Members of the Board, and Independent Contractors of the Company and its Subsidiaries. The Plan is intended to permit the grant of Awards that constitute Incentive Stock Options, Non-Qualified Share Options, Share Appreciation Rights, Restricted Share, Restricted Share Units, Performance Awards and Other Share-Based Awards, cash payments and such other forms as the Committee in its discretion deems appropriate, including any combination of the above.

ARTICLE II
DEFINITIONS

The following words and phrases shall have the following meanings unless a different meaning is plainly required by the context:

"Affiliate" means (i) any person or entity that directly or indirectly controls or is controlled by the Company and/or (ii) to the extent provided by the Committee, any person or entity in which the Company has a significant interest. The term "control" (including, with correlative meaning, the terms "controlled by" and "under common control with"), as applied to any person or entity, means the possession, directly or indirectly, of the power to direct or cause the direction of the management and policies of such person or entity, whether through the ownership of voting or other securities, by contract or otherwise.

"Award" means, individually or collectively, a grant under the Plan of Incentive Stock Options, Non-Qualified Share Options, Share Appreciation Rights, Restricted Share, Restricted Share Units, Performance Awards and Other Share-Based Awards, cash payments and such other forms as the Committee in its discretion deems appropriate.

"Award Agreement" means the written or electronic agreement setting forth the terms and conditions applicable to an Award.

"Base Price" means the price at which a SAR may be exercised with respect to a Share.

"Board" means the Company's Board of Directors, as constituted from time to time.

"Cause" means with respect to a Participant's Termination from and after the date hereof, the following (unless the applicable Award Agreement states otherwise): (a) in the case where there is no employment agreement, consulting agreement, change in control agreement or similar agreement in effect between the Company or an Affiliate and the Participant at the time of the determination (or where there is such an agreement but it does not define "cause" (or words of like import)), termination due to: (i) the Participant's material breach of any written agreement between the Company or any Affiliate and such Participant or the commission by a Participant of any indictable offense which carries a maximum penalty of imprisonment; (ii) perpetration by a Participant of an illegal act, or fraud which could cause demonstrable economic injury to the Company; (iii) continuing failure by the Participant to perform the Participant's duties in any material respect, provided that the Participant is given notice and an opportunity to effectuate a cure as determined by the Committee; or (iv) a Participant's willful misconduct with regard to the Company that could have a material adverse effect on the Company; or (b) in the case where there is an employment agreement, consulting agreement, change in control agreement or similar agreement in effect between the Company or an Affiliate and the Participant at the time of the determination that defines "cause" (or words of like import), "cause" as defined under such agreement; provided, however, that with regard to any agreement under which the definition of "cause" only applies on occurrence of a change in control, such definition of "cause" shall not apply until a change in control actually takes place and then only with regard to a termination thereafter. With respect to a Participant's Termination of Directorship, "cause" means an act or failure to act that constitutes cause for removal of a director under applicable law.

"Change in Control" means the occurrence, after the Effective Date, of any one or more of the following events; provided that, with respect to any Award that is subject to Section 409A of the Code, an event shall not be treated as a Change in Control hereunder unless such event also constitutes a "change in control event" within the meaning of Section 409A of the Code:

(a) any “person” as such term is used in Sections 13(d) and 14(d) of the Exchange Act (other than the Company, any trustee or other fiduciary holding securities under any employee benefit plan of the Company, or any company owned, directly or indirectly, by the shareholders of the Company in substantially the same proportions as their ownership of common Shares of the Company), becoming the beneficial owner (as defined in Rule 13d-3 under the Exchange Act), directly or indirectly, of securities of the Company representing more than fifty percent (50%) of the combined voting power of the Company’s then outstanding securities;

(b) any “person” as such term is used in Sections 13(d) and 14(d) of the Exchange Act (other than the Company, any trustee or other fiduciary holding securities under any employee benefit plan of the Company, any company owned, directly or indirectly, or by the shareholders of the Company in substantially the same proportions as their ownership of common Shares of the Company), becoming the beneficial owner (as defined in Rule 13d-3 under the Exchange Act) in one or a series of related transactions during any twelve (12)-month period, directly or indirectly, of securities of the Company representing thirty percent (30%) or more of the combined voting power of the Company’s then outstanding securities;

(c) during any one-year period, individuals who at the beginning of such period constitute the Board, and any new director (other than a director whose initial appointment occurs as a result of either an actual or threatened election contest or other actual or threatened solicitation of proxies or consents by or on behalf of a person other than the Board) whose election by the Board or nomination for election by the Company’s shareholders was approved by a vote of such number of directors as required by the Company’s Articles of Association, each of whom were either directors at the beginning of the one year period or whose election or nomination for election was previously so approved, cease for any reason to constitute at least a majority of the Board;

(d) a merger, consolidation, scheme of arrangement, share issue or other similar transaction of the Company or a direct or indirect subsidiary of the Company with any other company, other than a merger, consolidation, scheme of arrangement, share issue or other similar transaction which would result in the voting securities of the Company outstanding immediately prior thereto continuing to represent (either by remaining outstanding or by being converted into voting securities of the surviving entity) more than fifty percent (50%) of the combined voting power of the voting securities of the Company (including any successor to the Company or the ultimate parent company of the Company); provided, however, that a merger, consolidation, scheme of arrangement, share issue or other similar transaction effected to implement a recapitalization of the Company (or similar transaction) in which no person (other than those covered by the exceptions in subparagraphs (b) and (c)) acquires more than fifty percent (50%) of the combined voting power of the Company’s then outstanding securities shall not constitute a Change in Control; or

(e) the consummation of a sale or disposition of assets of the Company and/or its direct and indirect subsidiaries having a value constituting at least forty percent (40%) of the total gross fair market value of all of the assets of the Company and its direct and indirect subsidiaries (on a consolidated basis) immediately prior to such transaction, other than the sale or disposition of all or substantially all of the assets of the Company to a person or persons who beneficially own, directly or indirectly, more than fifty percent (50%) of the combined voting power of the outstanding voting securities of the Company at the time of the sale.

“Code” means the Internal Revenue Code of 1986 (US), as amended. Reference to a specific section of the Code or regulation thereunder shall include such section or regulation, any valid regulation or other guidance promulgated under such section, and any comparable provision of any future legislation or regulation amending, supplementing or superseding such section or regulation.

“Committee” means at least one committee, as described in Article III, appointed by the Board from time to time to administer the Plan and to perform the functions set forth herein; provided that if no such committee exists, the “Committee” means the Board.

“Disability” means with respect to a Participant’s Termination from and after the date hereof, the following (unless the applicable Award Agreement states otherwise): (a) in the case where there is no employment agreement, consulting agreement, change in control agreement or similar agreement in effect between the Company or an Affiliate and the Participant at the time of the grant of the Award (or where there is such an agreement but it does not define “disability” (or words of like import)), termination due to: (i) a permanent and total disability as defined in Section 22(e)(3) of the Code; or (b) in the case where there is an employment agreement, consulting agreement, change in control agreement or similar agreement in effect between the Company or an Affiliate and the Participant at the time of the grant of the Award that defines “disability” (or words of like import), “disability” as defined under such agreement; provided that with respect to Incentive Stock Options “disability” shall mean a permanent and total disability as defined in Section 22(e)(3) of the Code and; provided further, that for Awards that are subject to Section 409A of the Code, Disability shall mean that a Participant is disabled under Section 409A(a)(2)(C)(i) or (ii) of the Code. A Disability shall only be deemed to occur at the time of the determination by the Committee of the Disability.

“Eligible Individual” means any of the following individuals who is designated by the Committee in its discretion as eligible to receive Awards subject to the conditions set forth herein: (a) any Member of the Board, officer or Employee of the Company or a Subsidiary or Affiliate of the Company, (b) any individual to whom the Company, or a Subsidiary of the Company, has extended a formal offer of employment, so long as the grant of any Award shall not become effective until the individual commences employment or (c) any Independent Contractor or advisor of the Company or a Subsidiary or Affiliate.

"Employee" means an employee of the Company or a Subsidiary or Affiliate. Notwithstanding anything to the contrary contained herein, the Committee may grant Awards to an individual who has been extended an offer of employment by the Company or a Subsidiary or Affiliate; provided that any such Award shall be subject to forfeiture if such individual does not commence employment by a date established by the Committee.

"Exchange Act" means the Securities Exchange Act of 1934 (US), as amended. Reference to a specific section of the Exchange Act or regulation thereunder shall include such section or regulation, any valid regulation or interpretation promulgated under such section, and any comparable provision of any future legislation or regulation amending, supplementing or superseding such section or regulation.

"Exercise Price" means the price at which a Share subject to an Option may be purchased upon the exercise of the Option.

"Fair Market Value" means, except as otherwise specified in a particular Award Agreement, (a) while the Shares are readily traded on an established national or regional securities exchange, the closing transaction price of such a Share as reported by the principal exchange on which such Shares are traded on the date as of which such value is being determined or, if there was no reported transaction for such date, the closing transaction price as reported by the exchange for the first trading date following the date by which such value is being determined on the next preceding date for which a transaction was reported, (b) if the Shares are not readily traded on an established national or regional securities exchange, the value as determined by the Board, in its sole discretion, on a good faith basis, taking into account the requirements of Section 409A of the Code.

"Good Reason" means with respect to a Participant's Termination, the following (unless the applicable Award Agreement states otherwise): (i) the assignment of duties materially inconsistent with the Participant's position, authority, duties or responsibilities, or a material diminution in such position, authority, duties or responsibilities, (ii) a reduction of the Participant's aggregate annual compensation opportunity (i.e., base salary and annual bonus and incentive compensation target opportunity), and such reduction is not related to a reduction in either individual or corporate performance, (iii) a change of more than 50 miles in the Participant's principal place of employment, or (iv) any other action or inaction that constitutes a material breach of the Plan.

"Grant Date" means the date that the Award is granted.

"Immediate Family" means the Participant's children, stepchildren, grandchildren, parents, stepparents, grandparents, spouse, siblings (including half-brothers and half-sisters), in-laws (including all such relationships arising because of legal adoption) and any other person required under applicable law to be accorded a status identical to any of the foregoing.

"Incentive Stock Option" means an Option that is designated as an Incentive Stock Option and is intended by the Committee to meet the requirements of Section 422 of the Code.

"Independent Contractor" means an independent contractor or consultant of the Company or a Subsidiary. Notwithstanding anything to the contrary contained herein, the Committee may grant Awards to an individual who has been extended an offer to become an independent contractor or consultant by the Company or a Subsidiary; provided that any such Award shall be subject to forfeiture if such individual does not commence his or her duties by a date established by the Committee.

"Member of the Board" means an individual who is a member of the Board or of the board of directors of a Subsidiary or Affiliate.

"Non-Employee Director" means a director or a member of the Board of the Company or any Affiliate who is not an active employee of the Company or any Affiliate.

"Non-Qualified Share Option" means an Option that is not an Incentive Stock Option.

"Option" means an option to purchase Shares granted pursuant to Article VI.

"Other Share-Based Award" means an Award under Article X of this Plan that is valued in whole or in part by reference to, or is payable in or otherwise based on, Shares including, without limitation, an Award valued by reference to an Affiliate.

"Participant" means an Employee, Independent Contractor, or Member of the Board with respect to whom an Award has been granted and remains outstanding.

"Performance Award" means an Award granted to a Participant pursuant to Article IX hereof contingent upon achieving certain Performance Goals.

"Performance Goals" means goals established by the Committee as contingencies for Awards to vest and/or become exercisable or distributable.

"Performance Period" means the designated period during which the Performance Goals must be satisfied with respect to the Award to which the Performance Goals relate.

"Period of Restriction" means the period during which Awards are subject to forfeiture and/or restrictions on transferability.

"Restricted Share" means a Share Award granted pursuant to Article VII under which the Shares are subject to forfeiture upon such terms and conditions as specified in the relevant Award Agreement.

"Restricted Share Unit" or "RSU" means a Share Award granted pursuant to Article VII subject to a period or periods of time after which the Participant will receive Shares (which may be settled in cash at the Company's discretion) if the conditions contained in such Share Award have been met.

"Securities Act" means the Securities Act of 1933 (US), as amended, and any successor thereto. Reference in the Plan to any section of (or rule promulgated under) the Securities Act shall be deemed to include any rules, regulations or other interpretative guidance under such section or rule, and any amendments or successor provisions to such section, rules, regulations or guidance.

"Share" means the Company's ordinary shares, or any security issued by the Company or any successor in exchange or in substitution therefore.

"Share Appreciation Right" or "SAR" means an Award granted pursuant to Article VIII, granted alone or in tandem with a related Option which is designated by the Committee as a SAR.

"Share Award" means an Award of Restricted Shares or an RSU pursuant to Article VII.

"Subsidiary" means, with respect to any person, any corporation, limited liability company, partnership, association or other business entity of which (a) if a corporation, a majority of the total voting power of shares entitled (without regard to the occurrence of any contingency) to vote in the election of directors, managers or trustees thereof is at the time owned or controlled, directly or indirectly, by that person or one or more of the other Subsidiaries of that person or a combination thereof, or (b) if a limited liability company, partnership, association or other business entity, a majority of the limited liability company, partnership or other similar ownership interest thereof is at the time owned or controlled, directly or indirectly, by any person or one or more Subsidiaries of that person or a combination thereof. For purposes hereof, person or persons shall be deemed to have a majority ownership interest in a limited liability company, partnership, association or other business entity if such person or persons shall be allocated a majority of limited liability company, partnership, association or other business entity gains or losses or shall be or control the managing director or general partner of such limited liability company, partnership, association or other business entity.

"Ten Percent Holder" means an Employee (together with persons whose Share ownership is attributed to the Employee pursuant to Section 424(d) of the Code) who, at the time an Option is granted, owns shares representing more than ten percent of the voting power of all classes of securities of the Company.

"Termination" means a Termination of Consultancy, Termination of Directorship or Termination of Employment, as applicable. Notwithstanding the foregoing, for Awards that are subject to Section 409A of the Code and that are settled or distributed upon a "Termination," the foregoing definition shall only apply to the extent the applicable event would also constitute a "separation from service" under Code Section 409A.

"Termination of Consultancy" means: (a) that the Independent Contractor is no longer acting as a consultant to the Company or an Affiliate; or (b) when an entity which is retaining a Participant as an Independent Contractor ceases to be an Affiliate unless the Participant otherwise is, or thereupon becomes, an Independent Contractor to the Company or another Affiliate at the time the entity ceases to be an Affiliate. In the event that an Independent Contractor becomes an Eligible Employee or a Non-Employee Director upon the termination of his or her consultancy, unless otherwise determined by the Committee, in its sole discretion, no Termination of Consultancy shall be deemed to occur until such time as such Independent Contractor is no longer an Independent Contractor, an Eligible Employee or a Non-Employee Director.

"Termination of Directorship" means that the Non-Employee Director has ceased to be a director of the Company; except that if a Non-Employee Director becomes an Eligible Employee or a Consultant upon the termination of his or her directorship, his or her ceasing to be a director of the Company shall not be treated as a Termination of Directorship unless and until the Participant has a Termination of Employment or Termination of Consultancy, as the case may be.

"Termination of Employment" means: (a) a termination of employment (for reasons other than a military or personal leave of absence granted by the Company) of a Participant from the Company and its Affiliates; or (b) when an entity which is employing a Participant ceases to be an Affiliate, unless the Participant otherwise is, or thereupon becomes, employed by the Company or another Affiliate at the time the entity ceases to be an Affiliate. In the event that an Eligible Employee becomes an independent director upon the termination of his or her employment, unless otherwise determined by the Committee, in its sole discretion, no Termination of

Employment shall be deemed to occur until such time as such Eligible Employee is no longer an Eligible Employee or an independent director. Notwithstanding the foregoing, the Committee may otherwise define Termination of Employment in the Award Agreement, provided that any such change to the definition of the term "Termination of Employment" does not subject the applicable Award to adverse consequences under Section 409A of the Code.

"Transfer" means: (a) when used as a noun, any direct or indirect transfer, sale, assignment, pledge, hypothecation, encumbrance or other disposition (including the issuance of equity in a Person), whether for value or no value and whether voluntary or involuntary (including by operation of law), and (b) when used as a verb, to directly or indirectly transfer, sell, assign, pledge, encumber, charge, hypothecate or otherwise dispose of (including the issuance of equity in a Person) whether for value or for no value and whether voluntarily or involuntarily (including by operation of law). "Transferred" and "Transferable" shall have a correlative meaning. A Share is "delivered" by the Company to a person if:

- (a) the Company issues the Share to the person (or a nominee of the person); or
- (b) the Company causes the Share to be transferred to the person (or a nominee of the person).

ARTICLE III ADMINISTRATION

3.1 The Committee. The Plan shall be administered by the Committee. The Committee shall consist of three (3) or more Members of the Board (as appointed by the Board) and may consist of the entire Board. Unless otherwise determined by the Board, the Committee shall be the Compensation Committee of the Board.

3.2 Authority and Action of the Committee. It shall be the duty of the Committee to administer the Plan in accordance with the Plan's provisions. The Committee shall have all powers and discretions necessary or appropriate to administer the Plan and to control its operation, including, but not limited to, the full and final authority in its discretion to (a) determine which Eligible Individuals shall be eligible to receive Awards and to grant Awards, (b) prescribe the form, amount, timing and other terms and conditions of each Award, (c) interpret the Plan and the Award Agreements (and any other instrument relating to the Plan), (d) adopt such procedures as it deems necessary or appropriate to permit participation in the Plan by Eligible Individuals, (e) adopt such rules as it deems necessary or appropriate for the administration, interpretation and application of the Plan, (f) interpret, amend or revoke any such procedures or rules, (g) correct any defect(s) or omission(s), or reconcile any inconsistency(ies), in the Plan and/or any Award Agreement, (h) accelerate the vesting of any Award, (i) subject to Sections 6.4 and 8.4, extend the period during which an Option or SAR may be exercisable, and (j) make all other decisions and determinations that may be required pursuant to the Plan and/or any Award Agreement or as the Committee deems necessary or advisable to administer the Plan.

The acts of the Committee shall be acts approved in writing by all of the members of the Committee or approved by resolution of the Committee. The Committee's determinations under the Plan need not be uniform and may be made selectively among Participants, whether or not such Participants are similarly situated. Subject to applicable law, each member of the Committee is entitled to rely or act upon any report or other information furnished to that member by any Employee of the Company or any of its Subsidiaries or Affiliates, the Company's independent certified public accountants or any executive compensation consultant or other professional retained by the Company to assist in the administration of the Plan.

The Company shall effect the granting of Awards under the Plan, in accordance with the determinations made by the Committee, by execution of written agreements and/or other instruments in such form as is approved by the Committee.

3.3 Delegation by the Committee.

3.3.1

The Committee, in its sole discretion and on such terms and conditions as it may provide, may delegate all or any part of its authority and powers under the Plan to one or more Members of the Board of the Company and/or officers of the Company except for grants of Awards to persons (a) who are Non-Employee Directors or otherwise are subject to Section 16 of the Exchange Act or (b) who are, or who are reasonably expected to be, 'covered employees' for purposes of Section 162(m) of the Code; provided, however, that the Committee may not delegate its authority or power if prohibited by applicable law or the rules and regulations of the principal U.S. national securities exchange on which the Shares are listed.

3.3.2 The Committee may, in its sole discretion, employ such legal counsel, consultants and agents as it may deem desirable for the administration of this Plan and, subject to applicable law, may rely upon any opinion received from any such counsel or consultant and any computation received from any such consultant or agent. Expenses incurred by the Committee or the Board in the engagement of any such counsel, consultant or agent shall be paid by the Company.

3.4 Indemnification. Each person who is or shall have been a member of the Committee, or of the Board and any person designated pursuant to Section 3.3.1, shall to the maximum extent permitted by applicable law and the Articles of Association of the Company be indemnified and held harmless by the Company against and from (a) any loss, cost, liability, or expense that may be imposed upon or reasonably incurred by him or her in connection with or resulting from any claim, action, suit, or proceeding to which he or she may be a party or in which he or she may be involved by reason of any good faith action taken or good faith failure to act under the Plan or any Award Agreement, and (b) from any and all amounts paid by him or her in settlement thereof, with the Company's approval, or paid by him or her in satisfaction of any judgment in any such claim, action, suit, or proceeding against him or her, provided he or she shall give the Company an opportunity, at its own expense, to handle and defend the same before he or she undertakes to handle and defend it on his or her own behalf. The foregoing right of indemnification shall not be available to the extent that a final judgment or other final adjudication (in either case not subject to further appeal) binding upon the person otherwise to be indemnified under this Section 3.4 determines that the acts or omissions or determinations of such person giving rise to the indemnification claim resulted from such person's bad faith, fraud or willful criminal act or omission. This section 3.4 does not create any right of indemnification or exclude any liability to the extent such indemnification or exclusion is prohibited by law or by the Company's Articles of Association. The foregoing right of indemnification shall not be exclusive of any other rights of indemnification to which such persons may be entitled under the Articles of Association (or other organizational document) of the Company or a Subsidiary or Affiliate, by contract, as a matter of law, or otherwise, or under any power that the Company may have to indemnify them or hold them harmless.

3.5 Decisions Binding. All determinations, decisions and interpretations of the Committee, the Board, and any delegate of the Committee pursuant to the provisions of the Plan or any Award Agreement shall be final, conclusive, and binding on all persons, and shall be given the maximum deference permitted by law.

ARTICLE IV SHARES SUBJECT TO THE PLAN

4.1 Number of Shares. Subject to adjustment as provided in Section 4.2, the maximum number of Shares which may be the subject of Awards (inclusive of unissued Shares to which outstanding Incentive Stock Options relate) granted under the Plan shall be 31,981,225 Shares in total (the "Share Reserve"). Shares required to be delivered under the Plan may be newly issued Shares or previously issued Shares which the Company has caused to be acquired by or for the benefit of Participants (as the Committee decides from time to time). To the extent permitted by applicable law or exchange rules, Shares issued in assumption of, or in substitution for, any outstanding awards of any entity acquired in any form or combination by the Company or any Subsidiary or Affiliate shall not reduce the Shares available to be issued or transferred for grants of Awards under this Section 4.1. The maximum number of Shares to which Incentive Stock Options relate shall be equal to the Share Reserve. The maximum number of Shares subject to a Performance Award (which includes Options for this purpose) that may be granted to any one person in any one fiscal year is that number of Shares equal to \$6,000,000 as determined on the grant date and the maximum amount that can be earned in respect of a performance award denomination in cash or value other than shares on an annualized basis is \$7,500,000.

4.2 Lapsed Awards. To the extent that Shares subject to an outstanding Award have ceased to be deliverable to a Participant by reason of (i) expiration, cancellation, forfeiture or other termination of such Award, or (ii) the settlement of all or a portion of such Award in cash, then such Shares which have ceased to be deliverable by the Company shall not be counted toward the Share Reserve and shall again be available under this Plan; provided, however, that Shares surrendered in payment of the exercise price of an Option, Shares withheld or surrendered for payment of taxes with respect to any Award, and Shares repurchased by the Company on the open market with the proceeds of the exercise price of Options, shall be counted toward the Share Reserve and not be available for re-issuance under the Plan. If SARs are exercised and settled in Shares, the full number of Shares subject to the SARs shall be considered issued under the Plan, without regard to the number of Shares issued upon settlement of the SARs.

4.3 Changes in Capital Structure. Unless otherwise provided in the Award Agreement, in the event that any special dividend or other special distribution (whether in the form of cash, Shares, other securities, or other property), Share bonus issue, recapitalization, subdivision, consolidation, reorganization, merger, split-up, spin-off, combination, repurchase, change of control or exchange of Shares or other securities of the Company, or other corporate transaction or event (each a "Corporate Event") affects the Shares (including, without limitation, a transaction under which a person (either alone or together with associates) acquires control of the Company), subject to applicable law the Board or the Committee shall make any adjustments in such manner as it, in good faith, deems equitable or appropriate, in (i) the number of Shares or other securities of the Company (or number and kind of other securities or property) which may be delivered in respect of Awards or with respect to which Awards may be granted under the Plan (including, without limitation, adjusting any or all of the limitations under this Article IV), (ii) the number of Shares or other securities of the Company (or number and kind of other securities or property) subject to outstanding Awards or to which outstanding Awards relate, and (iii) the Exercise Price or Base Price with respect to any Award, or make provision for an immediate cash payment to the holder of an outstanding Award in consideration for the cancellation of such Award (based on the spread).

4.3.1 If the Company enters into or is involved in any Corporate Event, subject to applicable law, the Board or the Committee shall, prior to such Corporate Event and upon such Corporate Event, take such action as it, in good faith, deems to be equitable or appropriate, which may (but need not) include replacing Awards with substitute awards in respect of the Shares, cash, other securities or other property of the surviving corporation, acquirer, ultimate parent company of the Company or any affiliate of the foregoing on such terms and conditions, as to the number of Shares, pricing and otherwise, to substantially preserve the value, rights and benefits of any affected Awards granted hereunder as of the date of the consummation of the Corporate Event. Notwithstanding anything to the contrary in the Plan, if a Change in Control occurs, the Company shall have the right, but not the obligation, to cancel each Participant's Awards immediately prior to such Change in Control and to pay to each affected Participant in connection with the cancellation of such Participant's Awards, an amount that the Committee, in its sole discretion, determines to be the equivalent value of such Award (e.g., in the case of an Option or SAR, the amount of the spread), it being understood that the equivalent value of an Option or SAR with an exercise price greater than or equal to the Fair Market Value of the underlying Shares shall be zero.

4.3.2 Upon receipt by any affected Participant of any such substitute awards (or payment) as a result of any such Corporate Event, such Participant's affected Awards for which such substitute awards (or payment) were received shall be thereupon cancelled without the need for obtaining the consent of any such affected Participant. Any actions or determinations of the Committee under this Section 4.3 need not be uniform as to all outstanding Awards, nor treat all Participants identically.

4.3.3 Nothing in this Section 4.3 requires the Board or the Committee to do or procure anything which is not within its power or control to do or procure or which would involve the Board or Committee (or any member thereof) breaching a duty owed to the Company.

4.4 Minimum Purchase Price. Notwithstanding any provision of this Plan to the contrary, any Shares which are delivered under this Plan, must not be delivered for consideration that is less than as permitted under applicable law.

ARTICLE V

GENERAL REQUIREMENTS FOR AWARDS

5.1 Awards Under the Plan. Awards under the Plan may be in the form of Incentive Stock Options, Non-Qualified Share Options, Share Appreciation Rights, Restricted Share, Restricted Share Units, Performance Awards and Other Share-Based Awards, cash payments and such other forms as the Committee in its discretion deems appropriate, including any combination of the above. No fractional Shares shall be issued under the Plan nor shall any right be exercised under the Plan with respect to a fractional Share. If (but for this Section) a Participant would become entitled to be delivered a number of Shares that is not a whole number, the number of Shares to which the Participant is entitled to be delivered shall not include the fraction.

5.2 General Eligibility. All Eligible Individuals are eligible to be granted Awards, subject to the terms and conditions of this Plan. Eligibility for the grant of Awards and actual participation in this Plan shall be determined by the Committee in its sole discretion.

5.3 Incentive Stock Options. Notwithstanding anything herein to the contrary, only Employees of the Company, its Subsidiaries and its parent (if any) are eligible to be granted Incentive Stock Options under this Plan. Eligibility for the grant of an Incentive Stock Option and actual participation in this Plan shall be determined by the Committee in its sole discretion.

5.4 Participation. No person shall have the right to be selected to receive an Award under this Plan, or, having been so selected, to be selected to receive a future Award. The Committee's determination under the Plan (including, without limitation, determination of the eligible Employees who shall be granted Awards, the form, amount and timing of such Awards, the terms and provisions of Awards and the Award Agreements and the establishment of Performance Goals) need not be uniform and may be made by it selectively among eligible Employees who receive or are eligible to receive Awards under the Plan, whether or not such eligible Employees are similarly situated.

5.5 Conditions and Restrictions on Shares. Each Participant to whom an Award is made under the Plan shall (i) enter into an Award Agreement with the Company that shall contain such provisions consistent with the provisions of the Plan, as may be approved by the Committee and (ii) to the extent the Award is made at a time prior to the date Shares are listed for trading on an established securities exchange, enter into a "Stockholder's Agreement" that is substantially similar in all material respect to any stockholder's agreement entered into by any other employee of the Company or its Subsidiaries in connection with the Award of any equity-based compensation. Each Award made hereunder shall be subject to the requirement that if at any time the Company determines that the listing, registration or qualification of the Shares subject to such Award upon any securities exchange or under any law, or the consent or approval of any governmental body, or the taking of any other action is necessary or desirable as a condition of, or in connection with, the exercise or settlement of such Award or the delivery of Shares thereunder, such Award shall not be exercised or settled and such Shares shall not be delivered unless such listing, registration, qualification, consent, approval or other action shall have been effected or obtained, free of any conditions not acceptable to the Company. The Company may require that certificates evidencing

Shares delivered pursuant to any Award made hereunder bear a legend indicating that the sale, transfer or other disposition thereof by the holder is prohibited except in compliance with the Securities Act. Finally, no Shares shall be delivered under the Plan, unless the delivery of those Shares shall comply with all relevant regulations and any registration, approval or action thereunder and the person to whom they are to be delivered has agreed to become a member of the Company and be bound by its Articles of Association.

5.6 Clawback/Forfeiture. Notwithstanding anything to the contrary contained herein, an Award Agreement may provide that the Committee may in its sole discretion cancel such Award, in whole or in part, if the Participant, without the consent of the Company, while employed by or providing services to the Company or any Affiliate or after termination of such employment or service, violates a non-competition, non-solicitation or non-disclosure covenant or agreement or otherwise engages in activity that is in conflict with or adverse to the interest of the Company or any Affiliate, including fraud or conduct contributing to any financial restatements or irregularities, as determined by the Committee in its sole discretion. The Committee may also provide in an Award Agreement that if the Participant engages in any activity referred to in the preceding sentence, the Participant will forfeit any gain realized on the vesting or exercise of such Award, and must repay the gain to the Company. In the case of an Award of Restricted Shares that is cancelled pursuant to this Section 5.6, the Committee may determine that the Restricted Shares are forfeited, in which case the provisions of Section 7.4 shall apply in respect of such forfeited Shares. Furthermore, to the extent required by applicable law (including, without limitation, Section 304 of the Sarbanes-Oxley Act and Section 954 of the Dodd-Frank Wall Street Reform and Consumer Protection Act) and the rules and regulations of the principal U.S. national securities exchange in which the Shares are listed, or if so required pursuant to a written policy adopted by the Company, and in accordance with the Company's incentive clawback policy, originally adopted January 25, 2013 as in effect from time to time, Awards are and shall continue to be subject to clawback, forfeiture or similar requirements.

5.7 Restrictions on Transfer. It shall be a condition of every Award that no Participant shall offer (or permit or cause to be offered) any Shares that are delivered to him or her pursuant to the Award for sale within 12 months of their issue, unless the Award Agreement provides otherwise

ARTICLE VI SHARE OPTIONS

6.1 Grant of Options. Subject to the provisions of the Plan, Options may be granted to Participants at such times, and subject to such terms and conditions, as determined by the Committee in its sole discretion. An Award of Options may include Incentive Stock Options, Non-Qualified Share Options, or a combination thereof; provided, however, that an Incentive Stock

Option may only be granted to an Employee of the Company or a Subsidiary and no Incentive Stock Option shall be granted more than ten years after the earlier of (i) the Effective Date or (ii) the date this Plan is approved by the Company's shareholders.

6.2 Award Agreement. Each Option shall be evidenced by an Award Agreement that shall specify the Exercise Price, the expiration date of the Option, the number of Shares to which the Option pertains, any conditions to the exercise of all or a portion of the Option, and such other terms and conditions as the Committee, in its discretion, shall determine. The Award Agreement pertaining to an Option shall designate such Option as an Incentive Stock Option or a Non-Qualified Share Option. Notwithstanding any such designation, to the extent that the aggregate Fair Market Value (determined as of the Grant Date) of Shares with respect to which Options designated as Incentive Stock Options are exercisable for the first time by a Participant during any calendar year (under this Plan or any other plan of the Company, or any parent or subsidiary as defined in Section 424 of the Code) exceeds \$100,000, such Options shall constitute Non-Qualified Share Options. For purposes of the preceding sentence, Incentive Stock Options shall be taken into account in the order in which they are granted.

6.3 Exercise Price. Subject to the other provisions of this Section, the Exercise Price with respect to Shares subject to an Option shall be determined by the Committee at the time of grant, provided; however; that the Exercise Price of an Option shall not be less than 100% (or, in the case of an Incentive Stock Option granted to a Ten Percent Holder, 110%) of the Fair Market Value of a Share on the Grant Date.

6.4 Expiration Dates. Each Option shall terminate not later than the expiration date specified in the Award Agreement pertaining to such Option; provided, however, that the expiration date with respect to an Option shall not be later than the tenth (10th) anniversary of its Grant Date and the expiration date with respect to an Incentive Stock Option granted to a Ten Percent Holder shall not be later than the fifth (5th) anniversary of its Grant Date.

6.5 Exercisability of Options. Subject to Section 6.4, Options granted under the Plan shall be exercisable at such times, and shall be subject to such restrictions and conditions, as the Committee shall determine in its sole discretion. The exercise of an Option is contingent upon payment by the optionee of the amount sufficient to pay all taxes required to be withheld by any governmental agency. Such payment may be in any form approved by the Committee.

6.6 Method of Exercise. Options shall be exercised in whole or in part by the Participant's delivery of a written notice of exercise to the General Counsel or Secretary of the Company (or his or her designee) setting forth the number of Shares with respect to which the Option is to be exercised, accompanied by full payment of the Exercise Price with respect to each such Share and an amount sufficient to pay all taxes required to be withheld by any governmental agency. The Exercise Price shall be payable to the Company in full in cash or its equivalent and no Shares resulting from the exercise of an Option shall be issued until full payment therefore has been made. The Committee, in its sole discretion, also may permit exercise by any other means which the Committee, in its sole discretion, determines to both provide legal consideration for the Shares, and to be consistent with the purposes of the Plan (including, without limitation, a cashless exercise whereby the Company does not deliver that number of Shares with a Fair Market Value equal to the aggregate exercise price of the Options being exercised). As soon as practicable after receipt of a written notification of exercise and full payment for the Shares with respect to which the Option is exercised, the Company shall deliver to the Participant Share certificates (or the equivalent if such Shares are held in book entry form) for such Shares with respect to which the Option is exercised.

6.7 Restrictions on Share Transferability. Incentive Stock Options are not transferable, except by will or the laws of descent. The Committee may impose such additional restrictions on any Shares acquired pursuant to the exercise of an Option as it may deem advisable, including, but not limited to, restrictions related to applicable federal securities laws, the requirements of any national securities exchange or system upon which Shares are then listed or traded, or any blue sky or state securities laws.

6.8 RESERVED

6.9 RESERVED

6.10 Incentive Stock Options. Should any Option granted under this Plan be designated an "Incentive Stock Option," but fail, for any reason, to meet the requirements of the Code for such a designation, then such Option shall be deemed to be a Non-Qualified Share Option and shall be valid as such according to its terms.

6.11 Prohibition on Repricing. Notwithstanding anything in the Plan to the contrary, other than as may be permitted pursuant to Section 4.3, the Committee shall not without the approval of the Company's shareholders (a) lower the Exercise Price of an Option after it is granted, (b) cancel an Option when the Exercise Price exceeds the Fair Market Value of one Share in exchange for cash or another Award (other than in connection with a Change in Control), or (c) take any other action with respect to an Option that would be treated as a repricing under the rules and regulations of the principal U.S. national securities exchange on which the Shares are listed.

ARTICLE VII SHARE AWARDS

7.1 Grant of Share Awards. Subject to the provisions of the Plan, Share Awards may be granted to such Participants at such times, and subject to such terms and conditions, as determined by the Committee in its sole discretion. Share Awards may be issued either alone or in addition to other Awards granted under the Plan.

7.2 Share Award Agreement. Each Share Award shall be evidenced by an Award Agreement that shall specify the number of Shares granted, the price, if any, to be paid for the Shares and the Period of Restriction applicable to a Restricted Share Award or RSU Award and such other terms and conditions as the Committee, in its sole discretion, shall determine including, without limitation, that an RSU Award may be settled in cash or a combination of cash and Shares.

7.3 Acceptance. Awards of Restricted Shares must be accepted within a period of thirty (30) days (or such other period as the Committee may specify) after the grant date, by executing a Restricted Share Award Agreement and by paying whatever price (if any) the Committee has designated thereunder.

7.4 Transferability/Share Certificates/Forfeiture.

7.4.1 Restricted Shares may not be sold, Transferred, pledged, assigned, or otherwise alienated or hypothecated during the Period of Restriction. During the Period of Restriction, a Restricted Share Award may bear a legend as described in Section 7.5.2. Unless the Committee determines otherwise, Restricted Shares shall be delivered to and held by the relevant Participant for the applicable Period of Restriction and such Participant shall be and remain the beneficial owner of each such Restricted Share.

7.4.2 The Committee may impose such requirements and implement such arrangements as it considers necessary or desirable for the purpose of securing compliance by the Participant with the terms of an Award of Restricted Shares and the Plan (including this Section 7.4). Such requirements and arrangements may include, without limitation, a requirement that the Participant deliver to the Company (or its nominee) any Share certificate relating to the Restricted Shares and a blank transfer of the Restricted Shares duly executed by the Participant (as transferor).

7.4.3 In the event that an Award of Restricted Shares is forfeited in whole or part, the Company shall be entitled, at its election at any time thereafter, to do any of the following:

(a) to require the Participant to transfer the forfeited Shares to any person nominated by the Company including, without limitation:

(i) an Eligible Individual for or in connection with an Award made to such Eligible Individual; or

(ii) a broker instructed to sell the Shares on a securities exchange at the then prevailing market price for Shares (or any other price acceptable to the Committee);

(b) to require the Participant to sell the forfeited Shares (or cause them to be sold):

(i) to any person nominated by the Company at such price and on such terms and subject to such conditions as the Committee decides; or

(ii) on any securities exchange at the then prevailing market price for Shares (or any other price acceptable to the Committee);

(c) (subject to applicable law) to buy-back the forfeited Shares from the Participant for a total purchase price of \$1.00 (that is, \$1.00 for all the forfeited Shares of the Participant irrespective of the number of Shares that are bought back from the Participant).

7.4.4 The Participant must do any act that Company may reasonably require to give effect to an election made by the Company under Section 7.4.3. Without limiting the generality of the foregoing, the acts may include sign or give any direction, instruction, share transfer or other document to any person.

7.4.5 Where the Company requires the Participant to transfer the Shares or to sell the Shares (or cause them to be sold) under paragraph (a) or paragraph (b) of Section 7.4.3, the Participant shall be obliged to pay to the Company an amount equal to the consideration (if any) received upon such transfer or sale (or, in the case of non-cash consideration, the value of such consideration as reasonably determined by the Company) immediately upon receipt of the consideration. Without limiting Section 7.4.4, the Company may require the Participant to direct that the transferee or purchaser pay or deliver any consideration to which the Participant is entitled under the transfer or sale to the Company (or as the Company directs). If any consideration is received by the Company (in any capacity) upon a transfer or sale of forfeited Shares of a Participant, the Company shall be entitled to retain that consideration for its own benefit and shall not be required to account to the Participant for it.

7.4.6 The Company is authorized under the Plan by each Participant to do, and to appoint any person who is a director, secretary, general counsel or employee of the Company to do, for and on behalf of and in the name of any Participant to whom an Award of Restricted Shares is made, any act which the Committee considers that the Participant is required to do under the Plan (including, without limitation, under Section 7.4.3 or Section 7.4.4) or the terms of an Award of Restricted Shares. Without limiting the generality of the foregoing, the acts may include sign or give any direction, instruction, share transfer or other document to any person for and on behalf of and in the name of the Participant. A Participant may not revoke this authority.

7.5 Other Restrictions. The Committee, in its sole discretion, may impose such other restrictions on Shares subject to an Award of Restricted Shares as it may deem advisable or appropriate.

7.5.1 General Restrictions. The Committee may set restrictions based upon applicable federal or state securities laws, , or any other basis determined by the Committee in its discretion.

7.5.2 Legend on Certificates. The Committee, in its sole discretion, may legend the certificates representing Restricted Shares during the Period of Restriction to give appropriate notice of such restrictions. For example, the Committee may determine that some or all certificates representing Restricted Shares shall bear the following legend: "The sale or other transfer of the shares of Shares represented by this certificate, whether voluntary, involuntary, or by operation of law, is subject to certain restrictions on transfer as set forth in the Tronox Holdings plc Amended and Restated Management Equity Incentive Plan (the "Plan"), and in a Restricted Share Award Agreement (as defined by the Plan). A copy of the Plan and such Restricted Share Award Agreement may be obtained from the General Counsel or Secretary of Tronox Holdings plc."

7.5.3 Removal of Restrictions. Upon the termination or expiry of the Period of Restriction applicable to Restricted Shares, subject to the Company's right to require payment of any taxes, the Shares shall cease to be liable to be forfeited by the Participant and the restrictions in Section 7.4 shall cease to apply ("Released Shares"). Upon delivery to the Company of any Share certificate relating to Released Shares bearing a legend as referred to in Section 7.5.2, the Company shall cancel such certificate and deliver to the

Participant a new certificate for the Released Shares that does not bear such a legend (unless no such certificate is required to be delivered under applicable law).

7.5.4 Voting Rights. During the Period of Restriction, Participants holding Restricted Shares may exercise full voting rights attaching to the Shares, unless otherwise provided in the Award Agreement. However, if an award of Restricted Shares is forfeited, the Participant must not cast a vote attaching to any of the forfeited Shares (or appoint a proxy or attorney to do so).

7.5.5 Dividends and Other Distributions. Unless otherwise provided in the Award Agreement:

(a) a Participant shall be entitled to receive all dividends and other distributions paid on Restricted Shares held by him or her *provided*, that any such dividends or other distributions shall be subject to the same vesting requirements as the underlying Share Awards and shall be accumulated and paid only at the time the Share Award becomes vested. In the case of a distribution paid other than in cash, the relevant amount shall be the value of the property distributed as at the date of the distribution, as determined by the Committee;

(b) in the case of an Share Award of RSUs, if and when the RSUs vest and cease to be liable to be forfeited, the Company shall make a Dividend Equivalent Payment to the Participant. For this purpose, a "Dividend Equivalent Payment" is an amount equal to the amount of cash dividends and other distributions that would have been paid to the Participant during the period commencing on the date of grant of the Share Award and ending on the date that is one business day before the date on which Participant is delivered the Shares pursuant to the RSU Award or the RSU Award is settled in cash (as the case may be) as if, for each RSU that has vested, a Share had been delivered to the Participant on the date of grant instead of an RSU; and

(c) for the avoidance of doubt, notwithstanding anything to contrary, cash dividends, stock and any other property (other than cash) distributed as a dividend, Dividend Equivalent Payment or otherwise with respect to any Award that vests based on achievement of performance goals shall either (i) not be paid or credited or (ii) be accumulated, subject to restrictions and risk of forfeiture to the same extent as the Award with respect to which such cash, stock or other property has been distributed and shall be paid at the time such restrictions and risk of forfeiture lapse.

7.5.6 Consolidations/Subdivisions/Bonus Issues. For the avoidance of doubt, subject to the Committee determining otherwise pursuant to Section 4.3 and to the terms of any Award Agreement, if there is a consolidation of Shares or a subdivision of Shares, or a pro rata bonus issue of Shares or other securities by the Company, the Restricted Shares of each Participant shall as from the effective date of such consolidation, subdivision or bonus issue be:

(a) in the case of a consolidation or subdivision, the smaller or greater number of Shares (as the case may be) resulting from the consolidation or subdivision of the Restricted Shares of the Participant held immediately before the effective date of the consolidation or subdivision; and

(b) in the case of a pro rata bonus issue, the Shares comprising the Restricted Shares of the Participant and the bonus Shares or other securities issued to the Participant in relation to the Restricted Shares of the Participant held immediately before the record date for the pro rata bonus issue.

ARTICLE VIII

SHARE APPRECIATION RIGHTS

8.1 Grant of SARs. Subject to the provisions of the Plan, SARs may be granted to such Participants at such times, and subject to such terms and conditions, as shall be determined by the Committee in its sole discretion.

8.2 Base Price and Other Terms. The Committee, subject to the provisions of the Plan, shall have complete discretion to determine the terms and conditions of SARs granted under the Plan. Without limiting the foregoing, the Base Price with respect to Shares subject to a tandem SAR shall be the same as the Exercise Price with respect to the Shares subject to the related Option. The Base Price with respect to Shares subject to a non-tandem SAR shall be determined by the Committee at the time of grant, provided that the Base Price of a non-tandem SAR shall not be less than 100% of the Fair Market Value of a Share on the Grant Date.

8.3 SAR Agreement. Each SAR grant shall be evidenced by an Award Agreement that shall specify the Base Price, the term of the SAR, the conditions of exercise, and such other terms and conditions as the Committee, in its sole discretion, shall determine.

8.4 Expiration Dates. Each SAR shall terminate no later than the tenth (10th) anniversary of its Grant Date; provided, however, that the expiration date with respect to a tandem SAR shall not be later than the expiration date of the related Option.

8.5 Exercisability.

8.5.1 Method of Exercise. Unless otherwise specified in the Award Agreement pertaining to a SAR, a SAR may be exercised (a) by the Participant's delivery of a written notice of exercise to the General Counsel or Secretary of the Company (or his or her designee) setting forth the number of whole SARs which are being exercised, (b) in the case of a tandem SAR, by surrendering to the Company any Options which are cancelled by reason of the exercise of such SAR, and (c) by executing such documents as the Company may reasonably request.

8.5.2 Tandem SARs. Tandem SARs (i.e., SARs issued in tandem with Options) shall be exercisable only at such time or times and to the extent that the Options to which they relate shall be exercisable in accordance with the provisions of Article VI. The related Options which have been surrendered by the exercise of a tandem SAR, in whole or in part, shall no longer be exercisable to the extent the related tandem SARs have been exercised.

8.5.3 Discretionary Limitations. If the Committee provides, in its discretion, that any such right is exercisable subject to certain limitations (including, without limitation, that it is exercisable only in installments or within certain time periods), the Committee may waive such limitations on the exercisability at any time at or after grant in whole or in part (including, without limitation, waiver of the installment exercise provisions or acceleration of the time at which such right may be exercised), based on such factors, if any, as the Committee shall determine, in its sole discretion.

8.6 Payment. Except as otherwise provided in the relevant Award Agreement, upon exercise of a SAR, the Participant shall be entitled to receive payment from the Company in an amount determined by multiplying: (i) the amount by which the Fair Market Value of a Share on the date of exercise exceeds the Base Price specified in the Award Agreement pertaining to such SAR by (ii) the number of Shares with respect to which the SAR is exercised.

8.7 Payment Upon Exercise of SAR. Payment to a Participant upon the exercise of the SAR shall be made, as determined by the Committee in its sole discretion, either (a) in cash, (b) in newly issued Shares with a Fair Market Value equal to the amount of the payment or (c) in a combination thereof, as set forth in the applicable Award Agreement.

8.8 Prohibition on Repricing. Notwithstanding anything in the Plan to the contrary, other than as may be permitted pursuant to Section 4.3, the Committee shall not without the approval of the Company's shareholders (a) lower the Base Price of an SAR after it is granted, (b) cancel a SAR when the Base Price exceeds the Fair Market Value of one Share in exchange for cash or another Award (other than in connection with a Change in Control) or (c) take any other action with respect to an SAR that would be treated as a repricing under the rules and regulations of the principal U.S. national securities exchange on which the Shares are listed.

ARTICLE IX PERFORMANCE AWARDS

9.1 General. The Committee may grant a Performance Award to a Participant, payable in any form described in Section 5.1, upon the attainment of specific Performance Goals. If the Performance Award is payable in Restricted Shares, with the provisions of Article VII shall apply in respect of the Restricted Shares. If the Performance Award is payable in cash, it may be paid upon attainment of the relevant Performance Goals either in cash or in Restricted Shares (based on the then current Fair Market Value of such Shares) to be held in accordance with Article VII, as determined by the Committee, in its sole and absolute discretion. If it is a condition of the Performance Award payable in Restricted Shares that the Restricted Shares shall be forfeited if a Performance Goal is not attained, the provisions of Section 7.4 shall apply in respect of such forfeited Shares and Section 7.5.5 shall apply in respect of forfeited dividends and other distributions. Each Performance Award shall be evidenced by an Award Agreement in such form that is not inconsistent with the Plan and that the Committee may from time to time approve. Performance Awards granted under the Plan shall be subject to the following terms and conditions and such additional terms and conditions, not inconsistent with the terms of the Plan, as the Committee shall deem desirable, which additional terms and conditions shall be reflected in the applicable Award Agreement.

9.2 Performance Goals. Subject to applicable law, the Committee shall have the authority to grant Awards under this Plan that are contingent upon the achievement of Performance Goals. Such Performance Goals are to be specified in the relevant Award Agreement and may be based on such factors including, but not limited to: (a) revenue, (b) earnings per Share (basic and diluted), (c) net income per Share, (d) Share price, (e) pre-tax profits, (f) net earnings, (g) net income, (h) operating income, (i) cash flow (including, without limitation, operating cash flow, free cash flow, discounted cash flow, return on investment and cash flow in excess of cost of capital), (j) earnings before interest, taxes, depreciation and amortization, (k) earnings before interest and taxes, (l) sales, (m) total stockholder return relative to assets, (n) total stockholder return relative to peers, (o) financial returns (including, without limitation, return on assets, return on net assets, return on equity and return on investment), (p) cost reduction targets, (q) customer satisfaction, (r) customer growth, (s) employee satisfaction, (t) gross margin, (u) revenue growth, (v) market share, (w) book value per share, (x) expenses and expense ratio management, (y) system-wide sales or system-wide sales growth, (z) traffic or customer counts, (aa) new product sales, (bb) any combination of the foregoing or (cc) such other criteria as the Committee may determine. Performance Goals may be in respect of the performance of the Company, any of its Subsidiaries or Affiliates or any combination thereof on either a consolidated, business unit or divisional level. Performance Goals may be absolute or relative (to prior performance).

of the Company or to the performance of one or more other entities or external indices) and may be expressed in terms of a progression within a specified range. Multiple Performance Goals may be established and may have the same or different weighting.

9.3 Additional Criteria. The foregoing criteria shall have any reasonable definitions that the Committee may specify, which may include or exclude any or all of the following items, as the Committee may specify: extraordinary, unusual or non-recurring items; effects of accounting changes; effects of currency fluctuations; effects of financing activities (e.g., effect on earnings per share of issuing convertible debt securities); expenses for restructuring, productivity initiatives or new business initiatives; non-operating items; acquisition expenses; and effects of divestitures. Any such performance criterion or combination of such criteria may apply to the Participant's award opportunity in its entirety or to any designated portion or portions of the award opportunity, as the Committee may specify.

9.4 Adjustment to Performance Goals. At any time prior to payment of an Award, the Committee may adjust previously established Performance Goals and other terms and conditions of the Award to reflect major unforeseen events, including, without limitation, changes in laws, regulations or accounting policies or procedures, mergers, acquisitions or divestitures or extraordinary, unusual or non-recurring items.

9.5 Value, Form and Payment of Performance Award. The Committee will establish the value or range of value of the Performance Award, the form in which the Award will be paid, and the date(s) and timing of payment of the Award. The Participant will be entitled to receive the Performance Award only upon the attainment of the Performance Goals and such other criteria as may be prescribed by the Committee during the Performance Period.

ARTICLE X OTHER SHARE-BASED AWARDS

10.1 Grant. Subject to the provisions of the Plan, the Committee may grant Other Share-Based Awards that are payable in, valued in whole or in part by reference to, or otherwise based on or related to Shares, including, but not limited to, Shares issued to a Participant purely as a bonus and not subject to any restrictions or conditions, Shares issued to a Participant in payment of the amounts due under an incentive or performance plan sponsored or maintained by the Company or a Subsidiary, performance units, dividend equivalent units, Share equivalent units, and deferred Share units. To the extent permitted by law, the Committee may, in its sole discretion, permit Eligible Individuals to defer all or a portion of their cash compensation in the form of Other Share-Based Awards granted under this Plan, subject to the terms and conditions of any deferred compensation arrangement established by the Company, which shall be intended to comply with Section 409A of the Code. Other Share-Based Awards may be granted either alone or in addition to or in tandem with other Awards granted under the Plan.

10.2 Non-Transferability. Subject to the applicable provisions of the Award agreement and this Plan, Shares subject to Awards made under this Article X may not be Transferred prior to the date on which the Shares are issued, or, if later, the date on which any applicable restriction, performance or deferral period lapses.

10.3 Dividends. Unless otherwise determined by the Committee at the time of Award, subject to the provisions of the Award Agreement and this Plan, the recipient of an Award under this Article X shall be entitled to receive all dividends and other distributions paid with respect to such Award; provided, that any such dividends or other distributions will be subject to the same vesting requirements as the underlying Award and shall be paid at the time the Award becomes vested. If any dividends or distributions are paid in Shares, such Shares shall be subject to the same restrictions on transferability and forfeitability as the Award with respect to which they were paid and, if such Shares are forfeited under the Award, the provisions of Section 7.4 shall apply in respect of such forfeited Shares and Section 7.5.5 shall apply in respect of any forfeited dividends and other distributions (as if the Shares were forfeited Restricted Shares).

10.4 Vesting. Any Award under this Article X and any Shares covered by any such Award shall vest or be forfeited to the extent so provided in the Award Agreement, as determined by the Committee, in its sole discretion. Unless expressly provided otherwise in an Award Agreement, in the event that a written employment agreement between the Company and a Participant provides for a vesting schedule that is more favorable than the vesting schedule provided in the form of Award agreement, the vesting schedule in such employment agreement shall govern, provided that such agreement is in effect on the date of grant and applicable to the specific Award. Where any Shares covered by an Award under this Article X are forfeited by a Participant, the provisions of Section 7.4 shall apply in respect of such forfeited Shares and Section 7.5.5 shall apply in respect of any forfeited dividends and other distributions (as if the Shares were forfeited Restricted Shares).

10.5 Price. Subject to applicable law, (a) Shares issued on a bonus basis under this Article X may be issued for no cash consideration; and (b) Shares purchased pursuant to a purchase right awarded under this Article X shall be priced, as determined by the Committee in its sole discretion.

10.6 Payment. The form of payment for the Other Share-Based Award shall be specified in the Award Agreement.

ARTICLE XI
PARTICIPANT TERMINATION

11.1 Rules Applicable to Options and SARs. Unless otherwise determined by the Committee or as set forth in the applicable Award Agreement:

11.1.1 Termination by Reason of Death or Disability. If a Participant's Termination is by reason of death or Disability, all Options or SARs that are held by such Participant that are vested and exercisable at the time of the Participant's Termination may be exercised by the Participant (or, in the case of death, by the legal representative of the Participant's estate) at any time within a one-year period from the date of such Termination, but in no event beyond the expiration of the stated term of such Options or SARs.

11.1.2 Termination Without Cause. If a Participant's Termination is by the Company without Cause, all Options or SARs that are held by such Participant that are vested and exercisable at the time of the Participant's Termination may be exercised by the Participant at any time within a period of ninety (90) days from the date of such Termination, but in no event beyond the expiration of the stated term of such Options or SARs.

11.1.3 Termination by the Participant. If a Participant terminates his or her service with the Company for any reason, all Options or SARs that are held by such Participant that are vested and exercisable at the time of the Participant's Termination may be exercised by the Participant at any time within a period of ninety (90) days from the date of such Termination, but in no event beyond the expiration of the stated terms of such Options or SARs.

11.1.4 Termination for Cause. If a Participant's Termination is for Cause all Options or SARs, whether vested or unvested, that are held by such Participant shall thereupon terminate and expire as of the date of such Termination.

11.1.5 Unvested Options and SARs. Except as set forth in the applicable Award Agreement, Options or SARs that are not vested as of the date of a Participant's Termination for any reason shall terminate and expire as of the date of such Termination.

11.2 Rules Applicable to Share Awards, Performance Awards and Other Share-Based Awards. Unless otherwise determined by the Committee in the applicable Award Agreement, upon a Participant's Termination for any reason: (i) during the relevant Period of Restriction, all Share Awards still subject to restriction shall be forfeited; and (ii) any unvested Performance Award or Other Share-Based Awards shall be forfeited. If a Participant forfeits Shares held by him or her, the provisions of Section 7.4 shall apply in respect of such forfeited Shares and Section 7.5.5 shall apply in respect of any forfeited dividends and other distributions (as if the Shares were forfeited Restricted Shares).

11.3 Statutory limitations. Without limiting the generality of Section 14.11, if (but for this Section, the Participant (or legal personal representative or other person) would be entitled to receive a payment or other benefit under this Plan or an Award Agreement in connection with the Participant's termination of service and payment of such amount or the giving of such benefit would result in the Company, a Subsidiary, then despite any other provision in this Plan or the applicable Award Agreement, the Participant shall be entitled to receive only the maximum amount that may lawfully be paid to the Participant, or the benefit to the extent that it may be lawfully given, in connection with the Participant's termination of service.

ARTICLE XII
CHANGE IN CONTROL

12.1 Treatment of Awards in connection with a Change in Control. Unless provided otherwise by the Committee (as constituted prior to a Change in Control) in an Award Agreement or otherwise, or as provided in an employment agreement or similar agreement between the Company or any Subsidiary and the Participant, in the event of a Change in Control:

12.1.1. Any Options and Share Appreciation Rights outstanding as of the date such Change in Control is determined to have occurred shall be assumed by the successor (or its parent company) or cancelled in exchange for substitute options or share appreciation rights issued by the successor (or its parent company) in a manner consistent with the requirements of Treas. Reg. § 1.409A-1(b)(5)(v)(D) (or any successor regulation) in the case of a Non-Qualified Share Option, and Treas. Reg. §1.424-1(a) (or any successor regulation) in the case of an Incentive Stock Option and, if, during the 24-month period following the Change in Control date, the Participant's employment is terminated by such successor (or an affiliate) without Cause or by the Participant for Good Reason, such Awards, to the extent then outstanding, shall fully vest and become exercisable. To the extent Options and Share Appreciation Rights that are outstanding as of the date of such Change in Control are not assumed or substituted, the Award shall, as determined by the Committee, (A) immediately become fully exercisable and vested to the full extent of the original grant, or (B) be cancelled in exchange for cash and/or other substitute consideration (if any) with respect to each Share subject to the Award as of the Change in Control date equal in value to the excess (if any) of (I) the per-Share value, as determined by the Committee in its discretion, of the property (including cash) received by the Company's shareholders as a result of the transaction over (II) if applicable, the per-Share Exercise Price or Base Price of the applicable Award. If the value of the property (including cash) received

by the holder of a Share as a result of the transaction does not exceed the per-Share Exercise Price or Base Price of the Award, the Award may be cancelled without providing any cash or other consideration to the Participant with respect to such Award.

12.1.2 Any Performance Awards outstanding as of the date such Change in Control is determined to have occurred shall be converted into, as applicable, time-based restricted stock of the successor (or its parent company) or time-based restricted stock units based on stock of the successor (or its parent company) and, if, during the 24-month period following the Change in Control date, the Participant's employment is terminated by such successor (or an affiliate) without Cause or by the Participant for Good Reason, such Awards, to the extent then outstanding, shall fully vest. With respect to Performance Awards that are outstanding as of the date of such Change in Control and are not converted to a time-based Award, any deferral or other restriction shall lapse and such Performance Awards shall be settled in cash as promptly as is practicable (unless otherwise required by Section 409A of the Code and the applicable terms of the Performance Awards). In either case, unless otherwise determined by the Committee in an Award Agreement or otherwise, the value of the Performance Awards as of the date of the Change in Control shall be determined assuming target performance has been achieved, except that the value shall be determined based on actual performance as of such date if (A) more than half of the performance period has elapsed as of such date and (B) actual performance is determinable as of such date.

12.1.3 Any other Share Awards and cash Awards outstanding as of the date such Change in Control is determined to have occurred shall be assumed by the successor (or its parent company) or cancelled in exchange for comparable awards issued by the successor (or its parent company), and, if, during the 24-month period following the Change in Control date, the Participant's employment is terminated by such successor (or an affiliate) without Cause or by the Participant for Good Reason, such Awards, to the extent then outstanding, shall fully vest. With respect to such Awards that are outstanding as of the date of such Change in Control and are not assumed or substituted, any deferral or other restriction shall lapse and such Awards shall be settled in cash as promptly as is practicable (unless otherwise required by Section 409A of the Code and the applicable terms of the Awards).

12.1.4 For an Award to be validly assumed or substituted by a successor for purpose of this Section 12, it must (A) provide such Participant with rights and entitlements substantially equivalent to or better than the rights, terms and conditions applicable under such Award, including, but not limited to, an identical or better exercise or vesting schedules; (B) have substantially equivalent value to such Award (determined at the time of the Change in Control); and (C) be based on stock that is listed and traded on an established U.S. securities market or an established securities market outside the United States upon which the Participants could readily trade the stock without administrative burdens or complexities.

ARTICLE XIII AMENDMENT, TERMINATION AND DURATION

13.1 Amendment, Suspension or Termination. The Board, in its sole discretion, may amend, suspend or terminate the Plan, or any part thereof, at any time and for any reason, subject to any requirement of shareholder approval required by applicable law, rule or regulation, including, without limitation, Section 422 of the Code, and the rules of the applicable securities exchange; provided, however, unless prohibited by applicable law, the Board may amend the Plan and any Award Agreement without shareholder approval as necessary to avoid the imposition of any taxes under Section 409A of the Code. Subject to the preceding sentence, the amendment, suspension or termination of the Plan shall not, without the consent of the Participant, materially adversely alter or impair any rights or obligations under any Award theretofore granted to such Participant. Notwithstanding the foregoing, the Committee may, but shall not be required to, amend or modify any Award to the extent necessary to avoid the imposition of taxes under Section 409A of the Code. The Company intends to administer the Plan and all Awards granted thereunder in a manner that complies with Code Section 409A, however, the Company shall not be responsible for any additional tax imposed pursuant to Code Section 409A, nor will the Company indemnify or otherwise reimburse Participant for any liability incurred as a result of Code Section 409A. No Award may be granted during any period of suspension or after termination of the Plan.

13.2 Duration of the Plan. The Plan shall, subject to Section 13.1, terminate ten (10) years after the date that the Plan is approved by a resolution passed at a general meeting of the Company, unless earlier terminated by the Board and no further Awards shall be granted under the Plan. The termination of the Plan shall not affect any Awards granted prior to the termination of the Plan.

ARTICLE XIV MISCELLANEOUS

14.1 No Effect on Employment or Service. Nothing in the Plan shall interfere with or limit in any way the right of the Company to terminate any Participant's employment or service at any time, for any reason and with or without cause.

14.2 Unfunded Status. The Plan is intended to constitute an "unfunded" plan for incentive and deferred compensation. With respect to any payments not yet made to a Participant by the Company, nothing set forth herein shall give any Participant any rights that are greater than those of a general creditor of the Company. In its sole and absolute discretion, the Committee may authorize the creation of trusts or other arrangements to meet the obligations created under the Plan to deliver Shares or payments in lieu of or with

respect to Awards hereunder; provided, however, that the existence of such trusts or other arrangements is consistent with the unfunded status of the Plan.

14.3 Successors. All obligations of the Company under the Plan, with respect to Awards granted hereunder, shall be binding on any successor to the Company, whether the existence of such successor is the result of a direct or indirect purchase, merger, consolidation or otherwise, of all or substantially all of the business or assets of the Company.

14.4 Beneficiary Designations. Subject to the restrictions in Section 14.5 below, a Participant under the Plan may name a beneficiary or beneficiaries to whom any vested but unpaid Award shall be paid in the event of the Participant's death. For purposes of this Section, a beneficiary may include a designated trust having as its primary beneficiary a family member of a Participant. Each such designation shall revoke all prior designations by the Participant and shall be effective only if given in a form and manner acceptable to the Committee. In the absence of any such designation or such designation being effective under applicable law, any vested benefits remaining unpaid at the Participant's death shall be paid to the Participant's estate and, subject to the terms of the Plan and of the applicable Award Agreement, any unexercised vested Award may be exercised by the administrator or executor of the Participant's estate.

14.5 Nontransferability of Awards. No Award granted under the Plan may be sold, transferred, pledged, assigned, or otherwise alienated or hypothecated, other than by will, by the laws of descent and distribution; provided, however, that except as provided by in the relevant Award Agreement or as prohibited by applicable law, a Participant may (with the prior approval of the Committee) transfer, without consideration, an Award other than an Incentive Stock Option to one or more members of his or her Immediate Family, to a trust established for the exclusive benefit of one or more members of his or her Immediate Family, to a partnership in which all the partners are members of his or her Immediate Family, or to a limited liability company in which all the members are members of his or her Immediate Family; provided, further, that any such Immediate Family, and any such trust, partnership and limited liability company, shall agree to be and shall be bound by the terms of the Plan, and by the terms and provisions of the applicable Award Agreement and any other agreements covering the transferred Awards. All rights with respect to an Award granted to a Participant shall be available during his or her lifetime only to the Participant and may be exercised only by the Participant or the Participant's legal representative.

14.6 No Rights as Shareholder. Except to the limited extent provided in Sections 7.5.4 and 7.5.5 or as otherwise provided under applicable law, no Participant (nor any beneficiary) shall have any of the rights or privileges of a shareholder of the Company with respect to any Shares issuable pursuant to an Award (or exercise thereof), unless and until the Shares that are the subject of the Award have actually been delivered to the Participant and certificates representing such Shares, if any, or in the event the Shares are non-certificate, such other method of recording beneficial ownership, shall have been issued, recorded on the records of the Company or its transfer agents or registrars, and delivered to the Participant (or beneficiary).

14.7 Withholding. Subject to the terms of the applicable Award Agreement or any other agreement addressing the withholding obligations of the Company or the Participant in connection with the issuance or settlement of an Award granted hereunder, as a condition to the settlement of any Award hereunder, a Participant shall be required to pay in cash, or to make other arrangements satisfactory to the Company (including, without limitation, if permitted by the Committee, authorizing withholding from payroll, reducing the number of Shares otherwise deliverable, delivering Shares already owned and any other amounts payable to the Participant), an amount sufficient to satisfy any federal, state, local and foreign taxes of any kind (including, but not limited to, the Participant's FICA and SDI obligations) which the Company, in its sole discretion, deems necessary to comply with the Code and/or any other applicable law, rule or regulation with respect to the Award. Unless the tax withholding obligations of the Company are satisfied, the Company shall have no obligation (except as required under applicable law) to deliver Shares to the Participant or to issue a certificate or book-entry transfer for such Shares. Unless otherwise provided in an Award Agreement or other written agreement with a Participant, the Committee, in its sole discretion and pursuant to such procedures as it may specify from time to time, may permit or require a Participant to satisfy all or part of the tax withholding obligations in connection with an Award by (a) paying cash, (b) not delivering Shares to which the Participant would otherwise be entitled to be delivered, or (c) any combination of the foregoing.

14.8 No Corporate Action Restriction. The existence of the Plan, any Award Agreement and/or the Awards granted hereunder shall not limit, affect or restrict in any way the right or power of the Board or the shareholders of the Company to make or authorize (a) any adjustment, recapitalization, reorganization or other change in the Company's or any Subsidiary's or Affiliate's capital structure or business, (b) any merger, consolidation or change in the ownership of the Company or any Subsidiary or Affiliate, (c) any issue of bonds, debentures, capital, preferred or prior preference stocks ahead of or affecting the Company's or any Subsidiary's or Affiliate's capital Shares or the rights thereof, (d) any dissolution or liquidation of the Company or any Subsidiary or Affiliate, (e) any sale or transfer of all or any part of the Company's or any Subsidiary's or Affiliate's assets or business, or (f) any other corporate act or proceeding by the Company or any Subsidiary or Affiliate. No Participant, beneficiary or any other person shall have any claim against any Member of the Board or the Committee, the Company or any Subsidiary or Affiliate, or any employees, officers, shareholders or agents of the Company or any Subsidiary or Affiliate, as a result of any such action.

14.9 Gender and Number. Except where otherwise indicated by the context, any masculine term used herein also shall include the feminine; the plural shall include the singular and the singular shall include the plural.

14.10 Severability. In the event any provision of the Plan or of any Award Agreement shall be held illegal or invalid for any reason, the illegality or invalidity shall not affect the remaining parts of the Plan or the Award Agreement, and the Plan and/or the Award Agreement shall be construed and enforced as if the illegal or invalid provision had not been included.

14.11 Requirements of Law. The granting of Awards and the delivery of Shares under the Plan shall be subject to all applicable laws, rules and regulations, and to such approvals by any governmental agencies or national securities exchanges as may be required. Nothing under the Plan or an Award Agreement shall require the Company, a Subsidiary or any other person to do any act or thing or refrain from doing any act or thing if to do or not do that act or thing (as the case may be) would contravene applicable law.

14.12 Governing Law. The Plan and all determinations made and actions taken pursuant hereto to the extent not otherwise governed by the Code or the securities laws of the United States, shall be governed by the law of the State of New York and construed accordingly.

14.13 Jurisdiction; Waiver of Jury Trial. Any suit, action or proceeding with respect to this Plan or any Award Agreement, or any judgment entered by any court of competent jurisdiction in respect of any thereof, shall be resolved only in the courts of the State of New York in New York County or the United States District Court for the Southern District of New York and the appellate courts having jurisdiction of appeals in such courts. In that context, and without limiting the generality of the foregoing, the Company and each Participant shall irrevocably and unconditionally (a) submit in any proceeding relating to this Plan or any Award Agreement, or for the recognition and enforcement of any judgment in respect thereof (a "Proceeding"), to the exclusive jurisdiction of the courts of the State of New York in New York County, the court of the United States of America for the Southern District of New York, and appellate courts having jurisdiction of appeals from any of the foregoing, and agree that all claims in respect of any such Proceeding shall be heard and determined in such New York State court or, to the extent permitted by law, in such federal court, (b) consent that any such Proceeding may and shall be brought in such courts and waives any objection that the Company and each Participant may now or thereafter have to the venue or jurisdiction of any such Proceeding in any such court or that such Proceeding was brought in an inconvenient court and agree not to plead or claim the same, (c) waive all right to trial by jury in any Proceeding (whether based on contract, tort or otherwise) arising out of or relating to this Plan or any Award Agreement, (d) agree that service of process in any such Proceeding may be effected by mailing a copy of such process by registered or certified mail (or any substantially similar form of mail), postage prepaid, to such party, in the case of a Participant, at the Participant's address shown in the books and records of the Company or, in the case of the Company, at the Company's registered office, attention General Counsel and Secretary, and (e) agree that nothing in this Agreement shall affect the right to effect service of process in any other manner permitted by the laws of the State of New York.

14.14 Notices. Any notice which may be required or permitted under this Plan shall be in writing, and shall be delivered in person or via facsimile transmission, overnight courier service or certified mail, return receipt requested, postage prepaid, properly addressed as follows:

14.14.1 If such notice is to the Company, to the attention of the General Counsel or Secretary of the Company or at such other address as the Company, by notice to the Participant, shall designate in writing from time to time.

14.14.2 If such notice is to the Participant, at his/her address as shown on the Company's records, or at such other address as the Participant, by notice to the Company, shall designate in writing from time to time.

14.15 Captions. Captions are provided herein for convenience only, and shall not serve as a basis for interpretation or construction of the Plan.

14.16 Payments to Minors. Any benefit payable to or for the benefit of a minor, an incompetent person or other person incapable of receipt thereof shall be deemed paid when paid to such person's guardian or to the party providing or reasonably appearing to provide for the care of such person, and such payment shall fully discharge the Committee, the Board, the Company, its Affiliates and their employees, agents and representatives with respect thereto.

14.17 Section 409A of the Code. The Plan is intended to comply with the applicable requirements of Section 409A of the Code and shall be limited, construed and interpreted in accordance with such intent. To the extent that any Award is subject to Section 409A of the Code, it shall be paid in a manner that will comply with Section 409A of the Code, including proposed, temporary or final regulations or any other guidance issued by the Secretary of the Treasury and the Internal Revenue Service with respect thereto. Notwithstanding anything herein to the contrary, any provision in the Plan that is inconsistent with Section 409A of the Code shall be deemed to be amended to comply with Section 409A of the Code and to the extent such provision cannot be amended to comply therewith, such provision shall be null and void. The Company shall have no liability to a Participant, or any other party, if an Award that is intended to be exempt from, or compliant with, Code Section 409A is not so exempt or compliant or for any action taken by the

Committee or the Company and, in the event that any amount or benefit under the Plan becomes subject to penalties under Section 409A, responsibility for payment of such penalties shall rest solely with the affected Participant(s) and not with the Company.

14.18 Other Benefits. No Award granted or paid out under this Plan shall be deemed compensation for purposes of computing benefits under any retirement plan of the Company or its Affiliates nor affect any benefits under any other benefit plan now or subsequently in effect under which the availability or amount of benefits is related to the level of compensation.

14.19 Costs. The Company shall bear all expenses associated with administering this Plan, including expenses of issuing Shares pursuant to any Awards hereunder.

14.20 Award Agreement. Notwithstanding any other provision of the Plan, to the extent the provisions of any Award Agreement are inconsistent with terms of the Plan and such inconsistency is a result of compliance with laws of the jurisdiction in which the Participant is resident or is related to taxation of such Award in such jurisdiction, the relevant provisions of the particular Award Agreement shall govern.

Insider Trading Policy



October 30, 2024

PURPOSE

This Insider Trading Policy (this “**Policy**”) provides guidelines with respect to transactions in the securities of Tronox Holdings plc and the handling of confidential information about Tronox Holdings plc and its subsidiaries (collectively, the “**Company**”) and the companies with which the Company does business. Tronox Holdings plc’s Board of Directors has adopted this Policy to promote compliance with U.S. federal securities laws relating to insider trading and maintain integrity and ethical conduct in the trading of its securities by insiders, including, without limitation, directors, officers and employees.

PERSONS SUBJECT TO THE POLICY

This Policy applies worldwide to all directors, officers and employees of the Company (“insiders”). This Policy also applies to (a) family members and anyone else that lives with, or whose transactions in securities are directed by or subject to the influence and control of, an insider; and (b) legal entities that are controlled by an insider (with respect to any such person or persons, collectively, “**Related Persons**” and each, a “**Related Person**”). Each insider of the Company is responsible for ensuring that any Related Person does not engage in the activities restricted or prohibited by this Policy. The Company may also determine that other persons should be subject to this Policy, such as contractors or consultants who have access to material nonpublic information.

TRANSACTIONS SUBJECT TO THE POLICY

This Policy applies to all market transactions in the Company’s securities, including ordinary shares, options to purchase ordinary shares, or any other type of securities that the Company may issue, including, but not limited to, preferred stock, notes, bonds, convertible securities and warrants, as well as derivative securities relating to any of the Company’s securities, whether or not issued by the Company.

POLICY

1. **No Trading While in Possession of Material Nonpublic Information.**

- (a) Trading in Company Securities. While in possession of information about the Company that is “material” and “nonpublic,” as defined in Section 9 below, no Company director, officer, employee or Related Person may conduct a market transaction involving Company securities or engage in any other action to take advantage of, or pass on to others, material nonpublic information to any other person, including family members and friends. There are no exceptions to this Policy, except as specifically noted below. Market transactions that may seem necessary or justifiable for independent reasons (such as the need to raise money for an emergency expenditure) are not excepted from this Policy. Merely being aware of material nonpublic information at the time of a purchase or sale of Company securities can result in liability under the U.S. federal securities laws.
- (b) Trading in Other Securities. No Company director, officer, employee or Related Person may buy or sell securities of any other company, while in possession of material nonpublic information relating to that company that was obtained in the course of employment with the Company or the performance of services on the Company's behalf. In addition, no such person may engage in any other action to take advantage of, or pass on to others, such material nonpublic information.

2. **Window Periods.** All Insiders are prohibited from trading in the Company's securities outside of certain window periods.

- (a) Window Periods. To minimize the possibility that trades will be made on the basis of material nonpublic information and to avoid the appearance of impropriety, Insiders may generally only conduct market transactions in Company securities during the “**window period**” beginning at the close of regular trading on the first full Trading Day following the public release of the Company's quarterly or annual earnings for the immediately preceding fiscal quarter or year and ending at the close of regular trading on the fourteenth day prior to the close of the next fiscal quarter or year. “**Trading Day**” means a day on which the New York Stock Exchange is open for trading. For example, if the Company publicly releases its earnings before the open of the market on Monday, Insiders may conduct market transactions in Company securities beginning after the close of regular trading on Monday. If, however, the public release is made after the market opens on Monday, Insiders may not conduct market transactions in Company securities until after the close of regular trading on Tuesday. However, a market transaction in Company securities may not take place even during a window period if the Insider is aware of any material nonpublic information related to the Company or its securities.
- (b) Event-Specific Blackout Periods. From time to time, even during a window period, other types of material nonpublic information regarding the Company (such as negotiation of mergers, acquisitions, dispositions or other developments)

may be pending and not be publicly disclosed. While such material nonpublic information is pending, the Company may impose special blackout periods during which time certain or all Insiders are prohibited from trading in the Company's securities. If the Company imposes a special blackout period, it will notify any or all of the Insiders affected who shall not disclose the existence of the blackout period to any other person.

3. **Preplanned Transaction Exception.** Insiders are permitted to engage in market transactions outside of a window period pursuant to a securities trading arrangement entered into by such a person for a transaction or series of transactions to take place in the future that complies with Rule 10b5-1 prescribed by the SEC under the Securities and Exchange Act of 1934 (the "**1934 Act**") (such plan a "Rule 10b5-1 Plan"); provided that such Rule 10b5-1 Plan is established during a window period and pre-cleared in accordance with Section 5 below.
4. **Release of Material Nonpublic Information (Tipping).** All Company directors, officers, employees and Related Persons are prohibited from (a) directly or indirectly communicating, or causing to be communicated, material nonpublic information for other than legitimate corporate purposes; (b) recommending the purchase or sale of securities, or otherwise procuring someone to deal in those securities, while aware of material nonpublic information even without actually disclosing such information; or (c) knowingly assisting someone who is engaged in any of the above activities. Even a seemingly innocent remark or casual statement about the Company could be characterized as improper tipping of information if the tipper is aware of material nonpublic information, so comments should be carefully considered before being made. Penalties under U.S. federal securities law may apply whether or not the person passing on the information derives a benefit from another person's action. In fact, the SEC has imposed substantial penalties on tippers even though they did not profit from the trading conducted by the person being tipped.
5. **Pre-clearance of Securities Transactions.**
 - (a) Because Insiders are likely to obtain material nonpublic information on a regular basis, the Company requires all such persons to refrain from trading, even during a window period under Section 2(a) above, without first pre-clearing all transactions in the Company's securities in accordance with Section 5(b) below.
 - (b) No Insider may, directly or indirectly, purchase or sell (or otherwise make any transfer or gift of) any Company security at any time without first obtaining prior approval from the Office of the Corporate Secretary of the Company (the "**Corporate Secretary**"). Trading may not occur unless and until clearance from the Corporate Secretary has been obtained.

- (c) The Corporate Secretary shall record the date each request is received and the date and time each request is approved or denied. Unless revoked, a grant of permission will normally remain valid until the close of regular trading on the second full Trading Day following the day on which it was granted. If the transaction does not occur during the two-day period, pre-clearance of the transaction must be re-requested. If an Insider seeks pre-clearance and permission to engage in the transaction is denied, then such person should refrain from initiating any transaction in Company securities, and should not inform any other person of the restriction.
- (d) If an Insider is seeking pre-clearance for entry into a Rule 10b5-1 Plan or a trading plan that is not implemented under Rule 10b5-1 and that does not have the protections of Rule 10b5-1 (a "non-Rule 10b5-1 Plan"), each such plan must be submitted to the Corporate Secretary for pre-clearance. Any subsequent termination of, or modification to, any approved plan must also be pre-cleared. A copy of the executed version of any pre-cleared Rule 10b5-1 Plan and non-Rule 10b5-1 Plan, or any pre-cleared amendment or termination of such trading plan, must be provided to the Corporate Secretary for retention reasonably promptly upon execution, but no event later than the last day of the fiscal quarter in which it was executed.

6 . **Margin Accounts and Pledged Securities.** In order to avoid a margin sale or foreclosure sale at a time when a Company director, officer, employee or Related Person pledgor is aware of material nonpublic information or otherwise is not permitted to trade Company securities pursuant to Section 2, no Company director, officer, employee or Related Person may hold Company securities in a margin account or otherwise pledge (or hypothecate) Company securities as collateral for a loan without first obtaining prior approval from the Corporate Secretary. Pre-clearance is required for such transactions because Company securities held in a margin account may be sold by the broker without the customer's consent if the customer fails to meet a margin call and Company securities pledged (or hypothecated) as collateral for a loan may be sold in foreclosure if the borrower defaults on the loan. Any Company director, officer, employee or Related Person preparing to pledge Company securities or hold such securities in a margin account must submit a request for approval to the Corporate Secretary at least two weeks prior to the proposed execution of documents evidencing the proposed pledge or margin account. In its request, such Company director, officer, employee or Related Person shall:

- (a) enclose copies of the governing documents evidencing the proposed pledge or margin account, which governing documents must provide such person with the opportunity to substitute or provide additional collateral or to repay the loan before the pledged Company securities may be sold; and
- (b) undertake to the Company (in form and manner satisfactory to the Company) (i) to maintain adequate financial capacity to repay the loan or cover the margin call, as applicable, without resort to the pledged Company securities and (ii) to substitute or provide additional collateral or repay the loan in the event of a borrower default or margin call, as applicable, at a time when such person is aware of material nonpublic information or otherwise is not permitted to trade Company securities pursuant to Section 2.
-

7 . **Prohibited Transactions.** The Company has determined that there is a heightened legal risk and/or the appearance of improper or inappropriate conduct if any Insiders engage in certain types of transactions. It therefore is the Company's policy that such persons may not engage in any of the following transactions:

- (a) Hedging. Insiders may not enter into hedging or monetization transactions or similar arrangements with respect to Company securities;
- (b) Short-Term Trading. Insiders who purchase Company securities in the open market may not sell any Company securities of the same class for at least six months after the purchase or vice versa;
- (c) Short Sales. Insiders may not sell the Company's securities short; and
- (d) Publicly-Traded Options. Insiders may not buy or sell puts or calls or other derivative securities on the Company's securities.

8 . **Reporting Requirements.** Insiders must report any change in ownership of equity-based Company securities, including as a result of any gifts of equity-based Company securities, promptly to the Corporate Secretary. Insiders are responsible for causing all required reports to be filed with the SEC, most of which are now required to be filed within two business days of a relevant transaction or other change in beneficial ownership. In that regard, the Corporate Secretary will assist Insiders who grant powers of attorney authorizing the filing of such reports and provide, in a timely manner, the information necessary to prepare such reports.

9. **Definitions.**

- (a) Material Nonpublic Information. U.S. federal securities laws prohibit the use of material nonpublic information in connection with the purchase or sale of securities. A person who is aware of material nonpublic information when making a purchase or sale of securities will be deemed to have used such material nonpublic information in connection with the purchase or sale.
 - (i) **"Material information"** means information relating to the business operations or securities of a company that, if publicly disseminated, would likely affect the market price of any of the company's securities or that would likely be considered important by a reasonable investor in determining whether to buy, sell or hold such securities. Information dealing with the following subjects is often found to be material: earnings or earnings estimates, share repurchase plans, major new products, discoveries or advances in research, significant contracts, major litigation, significant cybersecurity incidents, potential sales or acquisitions, and confidential business plans or activities. This list is not exclusive. Employees should consult with the Corporate Secretary regarding any questions about whether certain information is material.
 - (ii) Information is **"nonpublic"** if it has not been disclosed generally to the investing public. Information is considered to have been publicly disclosed a reasonable time after it has been published in widely available newspapers or other media, been the subject of a press release issued by the Company, been
-

disclosed in any document publicly filed with the SEC or otherwise been widely disseminated to the public.

- (b) Insiders. “**Insiders**” means the members of the Company’s Board of Directors, officers who have been designated by the Company’s Board of Directors as “officers” for purposes of Section 16 of the 1934 Act, and certain employees or other persons identified by the Company’s Legal Department, and any Related Persons with respect to each of the foregoing.
- (c) Market Transactions. “**Market transactions**” include any direct or indirect purchase or sale of Company securities. Examples of market transactions include the purchase or sale of Company securities, intraplan transfers and/or interplan transfers involving Company ordinary shares in the Company’s investment or stock ownership plans or the altering of contribution rates in those plans, and the cashless exercise of stock options.
 - (i) *Transactions Under Company Plans*. Although all market transactions by Insiders that involve equity-based Company securities are reportable, the prohibition against trading in Company securities does not apply to all transactions involving Company securities. Examples of transactions that are not prohibited market transactions under U.S. federal securities laws include the continuing of regular investments in the Company’s 401(k) plan or regular purchases or reinvestments of dividends under a direct purchase and dividend reinvestment plan so long as the regular investments and purchases were started at a time when the participant was not aware of material nonpublic information. Prohibited market transactions also do not include the exercise of stock options if the underlying stock acquired as a result of exercising a stock option is not sold as in a “cashless exercise” or the election for the Company to withhold a sufficient number of shares of Company securities to pay any taxes due (x) when restrictions lapse on restricted stock held by a director, officer or employee and/or (y) when a director, officer or employee exercises a stock option.
 - (ii) *Transactions Not Involving a Purchase or Sale*. Bona fide gifts of Company securities are not market transactions, unless the person making the gift is aware of material nonpublic information and knows (or would be reckless in not knowing) that the recipient would sell such Company securities (i) prior to the disclosure of such material nonpublic information or (ii) when the person making the gift is otherwise not permitted to trade Company securities pursuant to Section 2. For the avoidance of doubt, bona fide gifts of Company securities by Insiders must be pre-cleared in accordance with Section 5(b). Further, transactions in mutual funds that are invested in Company securities are not market transactions subject to this Policy.

10. **Post-Termination Transactions**. This Policy continues to apply to market transactions in Company securities even after termination of service to the Company. If an individual is in possession of material nonpublic information when his or her service terminates, that individual may not trade in Company securities until that information has become public or is no longer material.
-

11. **Transactions by the Company.** Securities laws, including prohibitions on insider trading, apply when the Company transacts in its own securities. The Company's policy is to comply with applicable law, including the prohibition under Rule 10b-5 and applicable case law against trading while in possession of material non-public information. It is the policy of the Company that the Company will not engage in transactions in the Company's securities while aware of material non-public information.
12. **Consequences of Violations.** The Company considers compliance with this Policy and all Company policies to be of the utmost importance. Persons who violate this Policy will be subject to disciplinary action, which may include, but is not limited to, dismissal. Further, penalties for trading on or communicating material nonpublic information can be severe, both for individuals involved in such unlawful conduct and their employers and supervisors, and may include jail terms, criminal fines, civil penalties and civil enforcement injunctions. Given the severity of the potential penalties, compliance with this Policy is absolutely mandatory.
13. **Individual Responsibility.** All persons subject to this Policy have the individual responsibility to comply with this Policy. While the Corporate Secretary can and should be consulted regarding application of this Policy, including the appropriateness of engaging in a particular transaction at a particular time, the responsibility for adhering to this Policy and avoiding unlawful transactions, and ensuring that Related Persons (as described above) do the same, rests with each individual director, officer or employee. Any action on the part of the Company or any attorney in the Office of the Corporate Secretary, or any other employee, pursuant to this Policy (or otherwise), including pre-clearance of any transactions or trading plans, does not in any way constitute legal advice or insulate an individual from liability under applicable securities laws.
14. **Company Assistance.** Please direct any questions regarding compliance with this Policy to the Corporate Secretary.

LIST OF TRONOX HOLDINGS PLC SUBSIDIARIES

<u>Subsidiary</u>	<u>Jurisdiction of Incorporation or Organization</u>
Cristal Metals, LLC	Delaware
Tronox Finance LLC	Delaware
Tronox Incorporated	Delaware
Tronox LLC	Delaware
Tronox US Holdings Inc.	Delaware
<u>Non-U.S. Subsidiaries:</u>	
CIC Switzerland	Switzerland
Hong Kong Titanium Products Company Limited	Hong Kong
Jiangxi Tikon Titanium Products Co. Ltd.	China
Millennium Inorganic Chemicals Holdings Brasil Ltda.	Brazil
Millennium Inorganic Chemicals Le Havre SAS	France
Millennium Inorganic Chemicals Overseas Holdings	United Kingdom
Millennium Inorganic Chemicals SAS	France
Shanghai Millennium Chemicals Trading Ltd.	China
Tronox Belgium BVBA	Belgium
Tronox France SaS	France
Tronox Global Holdings Pty Limited	Australia
Tronox India Private Limited	India
Tronox International BV	Netherlands

Tronox Investment Holdings Limited	United Kingdom
Tronox Investments Netherlands BV	Netherlands
Tronox Investments UK Limited	United Kingdom
Tronox KZN Sands (Pty) Ltd	South Africa
Tronox Limited	Australia
Tronox Management Pty Ltd.	Australia
Tronox Mineral Sands (Pty) Ltd	South Africa
Tronox Mining Australia Limited	Australia
Tronox Pigment Bunbury Ltd	Australia
Tronox Pigment UK Limited	United Kingdom
Tronox Pigmentos do Brasil SA	Brazil
Tronox Pigments (Holland) B.V.	Netherlands
Tronox Pigments Pty Limited	Australia
Tronox Pigments (Singapore) Pte. Ltd.	Singapore
Tronox Sands Holdings Pty Limited	Australia
Tronox Saudi Industries Company	Kingdom of Saudi Arabia
Tronox UK Holdings Limited	United Kingdom
Tronox UK Merger Company Limited	United Kingdom

CONSENT OF INDEPENDENT REGISTERED PUBLIC ACCOUNTING FIRM

We hereby consent to the incorporation by reference in the Registration Statements on Form S-8 (No. 333-240322) and Form S-3 (No. 333-269953) of Tronox Holdings plc of our report dated February 19, 2025 relating to the financial statements and the effectiveness of internal control over financial reporting, which appears in this Form 10-K.

/s/PricewaterhouseCoopers LLP
Stamford, Connecticut
February 19, 2025

POWER OF ATTORNEY

Each of the undersigned, as a director of Tronox Holdings plc (the "Company"), a public limited company registered under the laws of England and Wales, hereby appoints D. John Srivisal, Jeffrey Neuman and Steven Kaye, each with power to act without the other and with power of substitution and resubstitution, as my attorney-in-fact and agent for me and in my name, place and stead in any and all capacities,

- (i) to sign the Company's Annual Report on Form 10-K under the Securities Exchange Act of 1934 for the year ended December 31, 2024,
- (ii) to sign any amendment to the Annual Report referred to in (i) above, or to any previously filed Annual Report on Form 10-K for any prior fiscal year,
and
- (iii) to file the documents described in (i) and (ii) above and all exhibits thereto and any and all other documents in connection therewith,

granting unto each said attorney-in-fact and agent full power and authority to do and perform every act and thing requisite, necessary or desirable to be done in connection therewith, as fully to all intents and purposes as I might or could do in person, hereby ratifying and confirming all that said attorneys-in-fact and agents, or any of them, or their or his or her substitutes or substitute, may lawfully do or cause to be done by virtue hereof.

This Power of Attorney may be signed in any number of counterparts, each of which shall be an original, with the same effect as if the signatures thereto and hereto were upon the same instrument.

Dated: February 19, 2025

[SIGNATURE PAGE TO FOLLOW]

Signatures

/s/ Ilan Kaufthal
Ilan Kaufthal

/s/ Mutlaq H. Al-Morished
Mutlaq H. Al-Morished

/s/ Lucrece Foufopoulos-De Ridder
Lucrece Foufopoulos-De Ridder

/s/ Peter Johnston
Peter Johnston

/s/ Ginger Jones
Ginger Jones

/s/ Stephen Jones
Stephen Jones

/s/ Moazzam A. Khan
Moazzam A. Khan

/s/ Sipho Nkosi
Sipho Nkosi

/s/ Jean-Francois Turgeon
Jean-Francois Turgeon

Title

Chairman of the Board

Director

Director

Director

Director

Director

Director

Director

Director

**CERTIFICATION OF PRINCIPAL EXECUTIVE OFFICER
PURSUANT TO
EXCHANGE ACT RULE 13A-14(A)/15D-14(A)
AS ADOPTED PURSUANT TO
SECTION 302 OF THE SARBANES-OXLEY ACT OF 2002**

I, John Romano, certify that:

1. I have reviewed this Annual Report on Form 10-K for the year ended December 31, 2024 of Tronox Holdings plc (the "Registrant");
2. Based on my knowledge, this report does not contain any untrue statement of a material fact or omit to state a material fact necessary to make the statements made, in light of the circumstances under which such statements were made, not misleading with respect to the period covered by this report;
3. Based on my knowledge, the financial statements, and other financial information included in this report, fairly present in all material respects the financial condition, results of operations and cash flows of the Registrant as of, and for, the periods presented in this report;
4. The Registrant's other certifying officer and I are responsible for establishing and maintaining disclosure controls and procedures (as defined in Exchange Act Rules 13a-15(e) and 15d-15(e)) and internal control over financial reporting (as defined in Exchange Act Rules 13a-15(f) and 15d-15(f)) for the Registrant and have:
 - (a) Designed such disclosure controls and procedures, or caused such disclosure controls and procedures to be designed under our supervision, to ensure that material information relating to the Registrant, including its consolidated subsidiaries, is made known to us by others within those entities, particularly during the period in which this report is being prepared;
 - (b) Designed such internal control over financial reporting, or caused such internal control over financial reporting to be designed under our supervision, to provide reasonable assurance regarding the reliability of financial reporting and the preparation of financial statements for external purposes in accordance with generally accepted accounting principles;
 - (c) Evaluated the effectiveness of the Registrant's disclosure controls and procedures and presented in this report our conclusions about the effectiveness of the disclosure controls and procedures, as of the end of the period covered by this report based on such evaluation; and
 - (d) Disclosed in this report any change in the Registrant's internal control over financial reporting that occurred during the Registrant's most recent fiscal quarter (the Registrant's fourth fiscal quarter in the case of an annual report) that has materially affected, or is reasonably likely to materially affect, the Registrant's internal control over financial reporting; and
5. The Registrant's other certifying officer and I have disclosed, based on our most recent evaluation of internal control over financial reporting, to the Registrant's auditors and the audit committee of the Registrant's board of directors (or persons performing the equivalent functions):
 - (a) All significant deficiencies and material weaknesses in the design or operation of internal control over financial reporting which are reasonably likely to adversely affect the Registrant's ability to record, process, summarize and report financial information; and
 - (b) Any fraud, whether or not material, that involves management or other employees who have a significant role in the Registrant's internal control over financial reporting.

Date: February 19, 2025

/s/ JOHN ROMANO

John Romano

Chief Executive Officer

**CERTIFICATION OF PRINCIPAL FINANCIAL OFFICER
PURSUANT TO
EXCHANGE ACT RULE 13A-14(A)/15D-14(A)
AS ADOPTED PURSUANT TO
SECTION 302 OF THE SARBANES-OXLEY ACT OF 2002**

I, D. John Srivisal, certify that:

1. I have reviewed this Annual Report on Form 10-K for the year ended December 31, 2024 of Tronox Holdings plc (the "Registrant");
2. Based on my knowledge, this report does not contain any untrue statement of a material fact or omit to state a material fact necessary to make the statements made, in light of the circumstances under which such statements were made, not misleading with respect to the period covered by this report;
3. Based on my knowledge, the financial statements, and other financial information included in this report, fairly present in all material respects the financial condition, results of operations and cash flows of the Registrant as of, and for, the periods presented in this report;
4. The Registrant's other certifying officer and I are responsible for establishing and maintaining disclosure controls and procedures (as defined in Exchange Act Rules 13a-15(e) and 15d-15(e)) and internal control over financial reporting (as defined in Exchange Act Rules 13a-15(f) and 15d-15(f)) for the Registrant and have:
 - (a) Designed such disclosure controls and procedures, or caused such disclosure controls and procedures to be designed under our supervision, to ensure that material information relating to the Registrant, including its consolidated subsidiaries, is made known to us by others within those entities, particularly during the period in which this report is being prepared;
 - (b) Designed such internal control over financial reporting, or caused such internal control over financial reporting to be designed under our supervision, to provide reasonable assurance regarding the reliability of financial reporting and the preparation of financial statements for external purposes in accordance with generally accepted accounting principles;
 - (c) Evaluated the effectiveness of the Registrant's disclosure controls and procedures and presented in this report our conclusions about the effectiveness of the disclosure controls and procedures, as of the end of the period covered by this report based on such evaluation; and
 - (d) Disclosed in this report any change in the Registrant's internal control over financial reporting that occurred during the Registrant's most recent fiscal quarter (the Registrant's fourth fiscal quarter in the case of an annual report) that has materially affected, or is reasonably likely to materially affect, the Registrant's internal control over financial reporting; and
5. The Registrant's other certifying officer and I have disclosed, based on our most recent evaluation of internal control over financial reporting, to the Registrant's auditors and the audit committee of the Registrant's board of directors (or persons performing the equivalent functions):
 - (a) All significant deficiencies and material weaknesses in the design or operation of internal control over financial reporting which are reasonably likely to adversely affect the Registrant's ability to record, process, summarize and report financial information; and
 - (b) Any fraud, whether or not material, that involves management or other employees who have a significant role in the Registrant's internal control over financial reporting.

Date: February 19, 2025

/s/ D. JOHN SRIVISAL

D. John Srivisal

Senior Vice President and Chief Financial Officer

**CERTIFICATION OF PRINCIPAL EXECUTIVE OFFICER
PURSUANT TO
18 U.S.C. SECTION 1350,
AS ADOPTED PURSUANT TO
SECTION 906 OF THE SARBANES-OXLEY ACT OF 2002**

Pursuant to 18 U.S.C § 1350, the undersigned officer of Tronox Holdings plc (the "Registrant") hereby certifies that the Registrant's Annual Report on Form 10-K for the year ended December 31, 2024 (the "Report") fully complies with the requirements of Section 13(a) or 15(d), as applicable, of the Securities Exchange Act of 1934 and that the information contained in the Report fairly presents, in all material respects, the financial condition and results of operations of the Registrant.

February 19, 2025

/s/ JOHN ROMANO

John Romano

Chief Executive Officer

The foregoing certification is being furnished solely pursuant to 18 U.S.C. § 1350 and is not being filed as part of the Report or as a separate disclosure document.

**CERTIFICATION OF PRINCIPAL FINANCIAL OFFICER
PURSUANT TO
18 U.S.C. SECTION 1350,
AS ADOPTED PURSUANT TO
SECTION 906 OF THE SARBANES-OXLEY ACT OF 2002**

Pursuant to 18 U.S.C § 1350, the undersigned officer of Tronox Holdings plc (the "Registrant") hereby certifies that the Registrant's Annual Report on Form 10-K for the year ended December 31, 2024 (the "Report") fully complies with the requirements of Section 13(a) or 15(d), as applicable, of the Securities Exchange Act of 1934 and that the information contained in the Report fairly presents, in all material respects, the financial condition and results of operations of the Registrant.

February 19, 2025

/s/ D. JOHN SRIVISAL

D. John Srivisal

Senior Vice President and Chief Financial Officer

The foregoing certification is being furnished solely pursuant to 18 U.S.C. § 1350 and is not being filed as part of the Report or as a separate disclosure document.